

Family Report

map GROWTH

Shelley Jones

Fall 2020 Family Report

Page 1
ID: S10580 | Grade: 5
Mesa Verde Elementary School

What is this report? A summary of how your child is performing academically, as measured by the most recent MAP Growth test.

What is MAP Growth? A test that adapts to your child's responses in real time to measure your child's skill level.

Why is my child taking MAP Growth? MAP Growth scores help teachers check student performance by measuring Achievement and Growth. Teachers use results to tailor classroom lessons and to set goals for students.

What do Achievement and Growth mean?

Achievement—How well your child has learned skills in a subject compared to similar students nationwide.*
Growth—A measure of your child's personal progress over the year.

What is a RIT score? The overall score for a subject based on a Rasch unit (RIT) scale that indicates how your child performed in a subject.

*Similar students — kids with same starting RIT score, same number of weeks of instruction, and in the same grade

Mathematics

Low Average Achievement 38th Percentile



Shelley's overall score (RIT score) was a 204 on a range of 100-350. Your child is in the 38th percentile, which means they scored better than 38% of their peers.

Average Growth 55th Percentile

Your child's growth from Fall 2019 to Fall 2020 is in the 55th percentile, which means they made more progress than 55% of their peers.

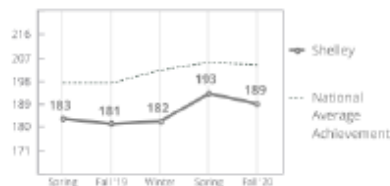


Shelley is likely to be:

- Below Standards on the NWEA Generic Linking Study (if taken in Spring 2021)
- Not On Track on the ACT College Readiness (if taken in Spring 2021)
- Not On Track on the SAT (if taken in Spring 2021)

Reading

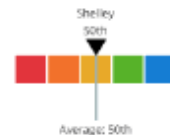
Low Achievement 18th Percentile



Shelley's overall score (RIT score) was a 189 on a range of 100-320. Your child is in the 18th percentile, which means they scored better than 18% of their peers.

Average Growth 50th Percentile

Your child's growth from Fall 2019 to Fall 2020 is in the 50th percentile, which means they made more progress than 50% of their peers.



Shelley is likely to be:

- Below Standards on the NWEA Generic Linking Study (if taken in Spring 2021)
- Not On Track on the ACT College Readiness (if taken in Spring 2021)
- Not On Track on the SAT (if taken in Spring 2021)

Language Usage

High Achievement 92nd Percentile



Shelley's overall score (RIT score) was a 224 on a range of 100-350. Your child is in the 92nd percentile, which means they scored better than 92% of their peers.

Average Growth 59th Percentile

Your child's growth from Fall 2019 to Fall 2020 is in the 59th percentile, which means they made more progress than 59% of their peers.



Shelley is likely to be:

- Advanced on the NWEA Generic Linking Study (if taken in Spring 2021)

Science - General Science

High Achievement 97th Percentile



Shelley's overall score (RIT score) was a 222 on a range of 100-350. Your child is in the 97th percentile, which means they scored better than 97% of their peers.

High Average Growth 61st Percentile

Your child's growth from Fall 2019 to Fall 2020 is in the 61st percentile, which means they made more progress than 61% of their peers.



Shelley is likely to be:

- Advanced on the NWEA Generic Linking Study (if taken in Spring 2021)

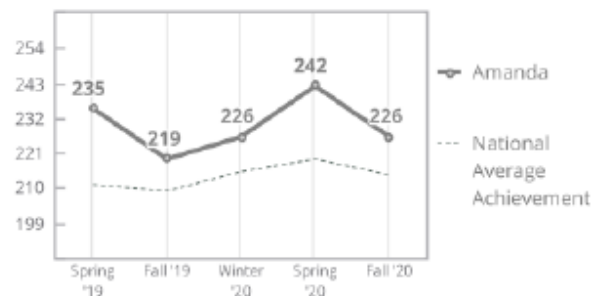
Note: This report is only available for the most recent test term.

Family Report

Close-Up View

Mathematics

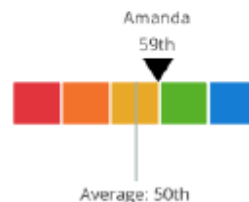
High Average Achievement 76th Percentile



Amanda's overall score (RIT score) was a 226 on a range of 100-350. Your child is in the 76th percentile, which means they scored better than 76% of their peers.

Average Growth 59th Percentile

Your child's growth from Fall 2019 to Fall 2020 is in the 59th percentile, which means they made more progress than 59% of their peers.



Amanda is likely to be:

- *Advanced* on the NWEA Generic Linking Study (if taken in Spring 2021)
- *On Track* 22 on the ACT College Readiness (if taken in Spring 2021)
- *On Track* on the SAT (if taken in Spring 2021)

How can I use this information to help my child? Talk to your child's teacher. Here are some questions you can ask:

- What types of strategies are the teachers using that I may be able to reinforce at home?
- Does my child need extra help in any specific areas?
- How can I help my child's academic growth from home?
- How do you measure my child's learning in your classroom?
- When will my child's progress be measured again, and when can I get an update on my child's academic growth?
- How is my child doing in comparison to grade-level expectations?
- What will my child be working on to continue growing or to grow towards a mastery of grade-level standards?

Where can I get more information? Check out <https://nwea.org/familytoolkit/> for more information on MAP Growth, how it works, what it measures, and FAQs.

For sample tests in all subjects, visit <https://warmup.nwea.org/>.

Tips and tricks

Batch printing: This report can only be batch-printed for a single classroom at a time, not for an entire grade level, school, or district.

Note: This is a close-up view of the Family Report to show detail. This exact view can't be printed using the MAP Growth reporting system.



Instructor



Administrator



School
Coordinator



District
Coordinator

© 2021 NWEA. All rights reserved. No part of this presentation may be modified or further distributed without written permission from NWEA.

NWEA and MAP are registered trademarks, and MAP Growth is a trademark, of NWEA in the US and in other countries.

The names of other companies and their products mentioned are the trademarks of their respective owners.

OCT21 | PL2063

nwea