



Grade 2 Mathematics

Teacher At-Home Activity Packet

The At-Home Activity Packet includes 22 sets of practice problems that align to important math concepts that have likely been taught this year.

Since pace varies from classroom to classroom, feel free to select the pages that align with the topics your students have covered.

The At-Home Activity Packet includes instructions to the parent and can be printed and sent home.

This At-Home Activity Packet—Teacher Guide includes all the same practice sets as the Student version with the answers provided for your reference

¡Vea los conceptos de matemáticas de 2do grado cubiertos en este paquete!



Grade 2 Math concepts covered in this packet

Concept	Practice	Fluency and Skills Practice
Understanding Addition and Subtraction Strategies	1	Adding by Counting On and Making a Ten..... 3
	2	Using Doubles and Doubles Plus 1 4
	3	Counting On and Making a Ten to Subtract..... 5
Understanding Addition and Subtraction Word Problems	4	Solving Take-Apart Word Problems 6
	5	Solving Comparison Word Problems 8
	6	Ways to Solve Two-Step Problems 9
	7	Ways to Model Word Problems 10
Understanding Addition and Subtraction of Multi-Digit Numbers	8	Different Ways to Show Addition..... 11
	9	Subtracting by Adding Up 12
	10	Subtracting by Regrouping 14
	11	Strategies to Find a Missing Addend..... 15
Understanding Place Value Concepts and Regrouping	12	Finding the Value of Three-Digit Numbers 17
	13	Writing Three-Digit Numbers..... 18
	14	Ways to Compare Three-Digit Numbers 20
	15	Adding and Regrouping Ones..... 21
	16	Adding and Regrouping Tens 22
	17	Regrouping Tens to Ones 23
	18	Regrouping Hundreds to Tens..... 24
	19	Adding Four Two-Digit Numbers 25
Understanding Length	20	Measuring in Inches and Centimeters..... 26
	21	Measuring in Inches and Feet 28
	22	Measuring in Centimeters and Meters..... 30

Add.

1 $8 + 2 = \underline{10}$

2 $8 + 3 = \underline{11}$

3 $6 + 4 = \underline{10}$

4 $6 + 8 = \underline{14}$

5 $7 + 3 = \underline{10}$

6 $7 + 5 = \underline{12}$

7 $9 + 1 = \underline{10}$

8 $9 + 6 = \underline{15}$

9 $5 + 5 = \underline{10}$

10 $5 + 8 = \underline{13}$

11 $9 + 2 = \underline{11}$

12 $2 + 9 = \underline{11}$

13 $8 + 4 = \underline{12}$

14 $4 + 8 = \underline{12}$

15 $6 + 9 = \underline{15}$

16 $6 + 7 = \underline{13}$

17 Which strategy did you use to solve problem 11? Explain.

Answers will vary. Possible answer: I made a 10 with $9 + 1$ and then added 1 more to get 11.

Add.

1 $4 + 4 = \underline{8}$

2 $4 + 5 = \underline{9}$

3 $6 + 6 = \underline{12}$

4 $5 + 6 = \underline{11}$

5 $7 + 7 = \underline{14}$

6 $8 + 7 = \underline{15}$

7 $9 + 9 = \underline{18}$

8 $8 + 9 = \underline{17}$

9 $5 + 5 = \underline{10}$

10 $6 + 5 = \underline{11}$

11 $8 + 8 = \underline{16}$

12 $7 + 8 = \underline{15}$

13 Which strategy did you use to solve problem 12? Explain why.

Answers will vary. Possible answer: I used the near doubles strategy. I used the double $8 + 8 = 16$ and found 1 less to get $7 + 8 = 15$.

Complete each set of equations.

1 $12 - 3 = 9$

$3 + 9 = 12$

2 $14 - 5 = 9$

$5 + 9 = 14$

3 $11 - 3 = 8$

$3 + 8 = 11$

4 $15 - 7 = 8$

$7 + 8 = 15$

5 $12 - 2 = 10$

$12 - 4 = 8$

6 $13 - 3 = 10$

$13 - 6 = 7$

7 $16 - 6 = 10$

$16 - 9 = 7$

8 $15 - 5 = 10$

$15 - 9 = 6$

- 9 In problem 6, how did you use your first answer to find your second answer?

Answers will vary. Possible answer: $13 - 3 = 10$. So, to find $13 - 6$, I needed to subtract 3 more from 10, and 3 less than 10 is 7.

Solve problems 1–6.

- 1** Hailey buys 9 potatoes. 4 potatoes are white. The rest are red. How many red potatoes are there? Show your work.

Student work will vary.

Solution 5 potatoes are red.

- 2** Levi has 17 pet fish. 7 of the fish are goldfish. The rest are mollies. How many fish are mollies? Show your work.

Student work will vary.

Solution 10 fish are mollies.

- 3** Ada wants to read 12 books over the summer. 5 books are stories about cats. The rest are stories about horses. How many books are stories about horses? Show your work.

Student work will vary.

Solution 7 books are stories about horses.

- 4** There are 16 chairs at a table. 7 students sit down. The rest of the chairs are empty. How many chairs are empty? Show your work.

Student work will vary.

Solution 9 chairs are empty.

- 5** Luis sees 14 dogs at the dog park. 6 of the dogs are small dogs. The rest of the dogs are big dogs. How many dogs are big? Show your work.

Student work will vary.

Solution 8 dogs are big.

- 6** Sadie has 20 crayons. She finds 8 crayons in her desk. The rest of the crayons are in her crayon box. How many crayons are in Sadie's crayon box? Show your work.

Student work will vary.

Solution 12 crayons are in the crayon box.

- 7** Which strategy did you use to solve problem 6? Explain why.

Answers will vary.

Solve problems 1–6. Show your work.

- 1** There are 4 fewer cats than dogs. There are 2 cats. How many dogs are there?

6 dogs

- 2** Trevor sees 8 red birds. He sees 5 more red birds than blue birds. How many blue birds does Trevor see?

Trevor sees 3 blue birds.

- 3** Anna has 7 baskets and some flowers. She has 5 fewer baskets than flowers. How many flowers does Anna have?

Anna has 12 flowers.

- 4** There are 14 coats and some hats. There are 6 more coats than hats. How many hats are there?

8 hats

- 5** There are 9 apples. There are 6 fewer apples than oranges. How many oranges are there?

15 oranges

- 6** Brynne has 13 books. She has 8 more books than games. How many games does Brynne have?

Brynne has 5 games.

Solve problems 1–6. Show your work.

1 Jack has 9 flowers to plant. He plants 2 flowers before lunch. Then he plants 3 more after lunch. How many flowers does Jack have left to plant?

Jack has 4 flowers left to plant.

2 There are 8 girls at the park. First, 5 girls go home. Then 6 more girls come to the park. How many girls are at the park now?

There are 9 girls at the park.

3 Bella paints 6 pictures on Monday and 8 pictures on Wednesday. Then she paints 3 more pictures on Friday. How many pictures does Bella paint this week?

Bella paints 17 pictures this week.

4 Ali puts 12 books in a box. She takes 4 books out of the box. Then she puts 6 books in the box. How many books are in the box now?

There are 14 books in the box.

5 Lucas has 5 crayons. His sister gives him 6 more. Then he gives 4 to a friend. How many crayons does Lucas have now?

Lucas has 7 crayons.

6 Miss Brady puts 15 pencils in her desk. Then she takes out 9 pencils. After school she puts 5 pencils back in her desk. How many pencils are in Miss Brady's desk now?

There are 11 pencils in the desk.

Solve problems 1–6. Show your work.

- 1** Tony has 37 building blocks. Then he buys more blocks. Now he has 51 blocks. How many blocks does Tony buy?

Tony buys 14 blocks.

- 2** There are some chairs in the art room. Mrs. Lopez brings in 16 more chairs. Now there are 42 chairs. How many chairs were in the room at the start?

There were 26 chairs in the room at the start.

- 3** Jen has some buttons. She gets 23 more buttons from her mom. Now she has 65 buttons. How many buttons did Jen have to begin with?

Jen had 42 buttons to begin with.

- 4** Colby packs 31 boxes in one day. He packs 12 boxes in the morning and some boxes after lunch. How many boxes does Colby pack after lunch?

Colby packs 19 boxes after lunch.

- 5** Ayanna reads 26 pages of her book at school. Later she reads more pages at home. Now she has read 54 pages. How many pages does Ayanna read at home?

Ayanna reads 28 pages at home.

- 6** The camp has some tents. Campers set up 42 more tents. Now the camp has 60 tents. How many tents did the camp have to begin with?

The camp had 18 tents to begin with.

Find the sums and missing addends.

1 $30 + 7 + 50 + 3 = \underline{90}$

2 $37 + 53 = \underline{90}$

3 $20 + 8 + 40 + 2 = \underline{70}$

4 $28 + 42 = \underline{70}$

5 $60 + 6 + 10 + 4 = \underline{80}$

6 $66 + 14 = \underline{80}$

7 $40 + 5 + 40 + 5 = \underline{90}$

8 $45 + \underline{45} = 90$

9 $30 + 9 + 20 + 1 = \underline{60}$

10 $\underline{39} + 21 = 60$

11 $20 + 4 + 60 + 6 = \underline{90}$

12 $24 + \underline{66} = 90$

13 $40 + 3 + 30 + 7 = \underline{80}$

14 $\underline{43} + 37 = 80$

15 How does the information in problem 9 help you solve problem 10?

Answers may vary. Sample answer: I know the sums of problems 9 and 10 are 60. problem 10 has the addend 21 as does problem 9 (20 + 1), so I know that by adding the first two addends of Problem 9, I will get the missing addend in problem 10.

Subtract.**Possible solutions:**

1 $50 - 29 = ?$

$$\begin{array}{r} 29 + 20 \\ \hline \end{array} = \underline{49}$$

$$\begin{array}{r} 49 + 1 \\ \hline \end{array} = \underline{50}$$

$$\begin{array}{r} 20 + 1 \\ \hline \end{array} = \underline{21}$$

$50 - 29 = \underline{21}$

2 $71 - 45 = ?$

$$\begin{array}{r} 45 + 5 \\ \hline \end{array} = \underline{50}$$

$$\begin{array}{r} 50 + 20 \\ \hline \end{array} = \underline{70}$$

$$\begin{array}{r} 70 + 1 \\ \hline \end{array} = \underline{71}$$

$$\begin{array}{r} 5 + 20 + 1 \\ \hline \end{array} = \underline{26}$$

$71 - 45 = \underline{26}$

3 $80 - 41 = ?$

$$\begin{array}{r} 41 + 30 \\ \hline \end{array} = \underline{71}$$

$$\begin{array}{r} 71 + 9 \\ \hline \end{array} = \underline{80}$$

$$\begin{array}{r} 30 + 9 \\ \hline \end{array} = \underline{39}$$

$80 - 41 = \underline{39}$

4 $63 - 28 = ?$

$$\begin{array}{r} 28 + 30 \\ \hline \end{array} = \underline{58}$$

$$\begin{array}{r} 58 + 2 \\ \hline \end{array} = \underline{60}$$

$$\begin{array}{r} 60 + 3 \\ \hline \end{array} = \underline{63}$$

$$\begin{array}{r} 30 + 2 + 3 \\ \hline \end{array} = \underline{35}$$

$63 - 28 = \underline{35}$

5 $43 - 28 = ?$

$$\begin{array}{r} 28 + 2 \\ \hline \end{array} = \underline{30}$$

$$\begin{array}{r} 30 + 10 \\ \hline \end{array} = \underline{40}$$

$$\begin{array}{r} 40 + 3 \\ \hline \end{array} = \underline{43}$$

$$\begin{array}{r} 2 + 10 + 3 \\ \hline \end{array} = \underline{15}$$

$43 - 28 = \underline{15}$

6 $95 - 65 = ?$

$$\begin{array}{r} 65 + 30 \\ \hline \end{array} = \underline{95}$$

$95 - 65 = \underline{30}$

7 $65 - 39 = ?$

$$\begin{array}{r} 39 \\ + 20 \\ \hline 59 \end{array} = \underline{59}$$

$$\begin{array}{r} 59 \\ + 1 \\ \hline 60 \end{array} = \underline{60}$$

$$\begin{array}{r} 60 \\ + 5 \\ \hline 65 \end{array} = \underline{65}$$

$$\begin{array}{r} 20 \\ + 1 \\ + 5 \\ \hline \end{array} = \underline{26}$$

$$65 - 39 = \underline{26}$$

8 $47 - 15 = ?$

$$\begin{array}{r} 15 \\ + 5 \\ \hline 20 \end{array} = \underline{20}$$

$$\begin{array}{r} 20 \\ + 20 \\ \hline 40 \end{array} = \underline{40}$$

$$\begin{array}{r} 40 \\ + 7 \\ \hline 47 \end{array} = \underline{47}$$

$$\begin{array}{r} 5 \\ + 20 \\ + 7 \\ \hline \end{array} = \underline{32}$$

$$47 - 15 = \underline{32}$$

9 $75 - 28 = ?$

$$\begin{array}{r} 28 \\ + 40 \\ \hline 68 \end{array} = \underline{68}$$

$$\begin{array}{r} 68 \\ + 2 \\ \hline 70 \end{array} = \underline{70}$$

$$\begin{array}{r} 70 \\ + 5 \\ \hline 75 \end{array} = \underline{75}$$

$$\begin{array}{r} 40 \\ + 2 \\ + 5 \\ \hline \end{array} = \underline{47}$$

$$75 - 28 = \underline{47}$$

10 $54 - 12 = ?$

$$\begin{array}{r} 12 \\ + 8 \\ \hline 20 \end{array} = \underline{20}$$

$$\begin{array}{r} 20 \\ + 30 \\ \hline 50 \end{array} = \underline{50}$$

$$\begin{array}{r} 50 \\ + 4 \\ \hline 54 \end{array} = \underline{54}$$

$$\begin{array}{r} 30 \\ + 8 \\ + 4 \\ \hline \end{array} = \underline{42}$$

$$54 - 12 = \underline{42}$$

13 How did you decide what to add first? Then how did you get the answer?

Answers will vary. Possible answer: I either added enough to get up to the next tens number or I added a number of tens to the first number. Then I kept adding more until I reached the number I was subtracting from. I combined all the parts I added to get the difference.

Circle all the problems where you can regroup a ten to help subtract. Then solve the circled problems.

$$\begin{array}{r} \textcircled{1} \quad 32 \\ - 16 \\ \hline 16 \end{array}$$

$$\begin{array}{r} \textcircled{2} \quad 48 \\ - 15 \\ \hline \end{array}$$

$$\begin{array}{r} \textcircled{3} \quad 57 \\ - 25 \\ \hline \end{array}$$

$$\begin{array}{r} \textcircled{4} \quad 63 \\ - 39 \\ \hline 24 \end{array}$$

$$\begin{array}{r} \textcircled{5} \quad 76 \\ - 26 \\ \hline \end{array}$$

$$\begin{array}{r} \textcircled{6} \quad 82 \\ - 37 \\ \hline 45 \end{array}$$

$$\begin{array}{r} \textcircled{7} \quad 38 \\ - 28 \\ \hline \end{array}$$

$$\begin{array}{r} \textcircled{8} \quad 53 \\ - 44 \\ \hline 9 \end{array}$$

$$\begin{array}{r} \textcircled{9} \quad 42 \\ - 25 \\ \hline 17 \end{array}$$

$$\begin{array}{r} \textcircled{10} \quad 96 \\ - 40 \\ \hline \end{array}$$

$$\begin{array}{r} \textcircled{11} \quad 92 \\ - 56 \\ \hline 36 \end{array}$$

$$\begin{array}{r} \textcircled{12} \quad 65 \\ - 23 \\ \hline \end{array}$$

$$\begin{array}{r} \textcircled{13} \quad 86 \\ - 19 \\ \hline 67 \end{array}$$

$$\begin{array}{r} \textcircled{14} \quad 59 \\ - 33 \\ \hline \end{array}$$

$$\begin{array}{r} \textcircled{15} \quad 77 \\ - 48 \\ \hline 29 \end{array}$$

$$\begin{array}{r} \textcircled{16} \quad 62 \\ - 27 \\ \hline 35 \end{array}$$

17 How did you know which problems to circle?

Answers will vary.

Possible answer: I look at the ones place. If the digit in the ones place in the top number is less than the digit in the ones place in the bottom number, I need to regroup a ten.

18 Check one of your answers by solving it using a different strategy. Show your work.

Answers will vary.

Solve.

$$\begin{aligned} \mathbf{1} \quad & 35 + \underline{10} = 45 \\ & 35 + \underline{20} = 55 \\ & 35 + \underline{25} = 60 \end{aligned}$$

$$\begin{aligned} \mathbf{2} \quad & 24 + \underline{10} = 34 \\ & 24 + \underline{40} = 64 \\ & 24 + \underline{44} = 68 \end{aligned}$$

$$\begin{aligned} \mathbf{3} \quad & 42 + \underline{10} = 52 \\ & 42 + \underline{40} = 82 \\ & 42 + \underline{45} = 87 \end{aligned}$$

$$\begin{aligned} \mathbf{4} \quad & 51 + \underline{10} = 61 \\ & 51 + \underline{20} = 71 \\ & 51 + \underline{25} = 76 \end{aligned}$$

$$\begin{aligned} \mathbf{5} \quad & 26 + \underline{10} = 36 \\ & 26 + \underline{40} = 66 \\ & 26 + \underline{43} = 69 \end{aligned}$$

$$\begin{aligned} \mathbf{6} \quad & 58 + \underline{2} = 60 \\ & 58 + \underline{12} = 70 \\ & 58 + \underline{13} = 71 \end{aligned}$$

$$\begin{aligned} \mathbf{7} \quad & 39 + \underline{1} = 40 \\ & 39 + \underline{31} = 70 \\ & 39 + \underline{36} = 75 \end{aligned}$$

$$\begin{aligned} \mathbf{8} \quad & 27 + \underline{3} = 30 \\ & 27 + \underline{33} = 60 \\ & 27 + \underline{38} = 65 \end{aligned}$$

$$\begin{aligned} \mathbf{9} \quad & 44 + \underline{10} = 54 \\ & 44 + \underline{20} = 64 \\ & 44 + \underline{23} = 67 \end{aligned}$$

$$\begin{aligned} \mathbf{10} \quad & 69 + \underline{1} = 70 \\ & 69 + \underline{21} = 90 \\ & 69 + \underline{24} = 93 \end{aligned}$$

11 $33 + \underline{10} = 43$
 $33 + \underline{40} = 73$
 $33 + \underline{43} = 76$

12 $48 + \underline{2} = 50$
 $48 + \underline{32} = 80$
 $48 + \underline{37} = 85$

13 $26 + \underline{44} = 70$
 $32 + \underline{29} = 61$
 $49 + \underline{46} = 95$

14 $57 + \underline{26} = 83$
 $34 + \underline{33} = 67$
 $28 + \underline{25} = 53$

15 $62 + \underline{23} = 85$
 $41 + \underline{55} = 96$
 $53 + \underline{24} = 77$

16 $19 + \underline{56} = 75$
 $43 + \underline{44} = 87$
 $68 + \underline{31} = 99$

17 Explain how the strategy to solve problem 5 is different from the strategy used to solve problem 6.

Answers may vary. Possible answer: To solve problem 5, I first added tens then added on the ones. To solve problem 6, I first added ones to the nearest ten then added tens.

18 Explain the strategy you used to solve the first part of problem 14.

Answers may vary. Possible answer: First I added 3 to 57 to get to the nearest ten, 60. Then I added 20 to 60 which equals 80. Finally, I added 3 to get to 83. So $3 + 20 + 3 = 26$.

The answers are mixed up at the bottom of the page. Cross out the answers as you complete the problems.

$1 \quad 300 + 50 + 1 = \underline{351}$

$2 \quad 2 \text{ hundreds} + 6 \text{ tens} + 7 \text{ ones} = \underline{267}$

$3 \quad 400 + 20 + 6 = \underline{426}$

$4 \quad 400 + 60 + 2 = \underline{462}$

$5 \quad 600 + 40 + 2 = \underline{642}$

$6 \quad 5 \text{ hundreds} + 1 \text{ ten} + 3 \text{ ones} = \underline{513}$

$7 \quad 3 \text{ hundreds} + 7 \text{ tens} + 5 \text{ ones} = \underline{375}$

$8 \quad 500 + 20 + 6 = \underline{526}$

$9 \quad 200 + 8 = \underline{208}$

$10 \quad 2 \text{ hundreds} + 8 \text{ tens} + 0 \text{ ones} = \underline{280}$

$11 \quad 600 + 70 + 1 = \underline{671}$

$12 \quad 6 \text{ hundreds} + 0 \text{ tens} + 7 \text{ ones} = \underline{607}$

$13 \quad 400 + 70 + 6 = \underline{476}$

$14 \quad 2 \text{ hundreds} + 3 \text{ tens} + 3 \text{ ones} = \underline{233}$

$15 \quad 3 \text{ hundreds} + 2 \text{ tens} + 3 \text{ ones} = \underline{323}$

$16 \quad 3 \text{ hundreds} + 3 \text{ tens} + 2 \text{ ones} = \underline{332}$

Answers:

233	607	476	323	267	671
426	513	526	208	642	462
332	375	280	351		

Write the number using only digits.

1 one hundred sixty-four 164

2 six hundred fifty-two 652

3 three hundred twelve 312

4 two hundred sixty-one 261

5 two hundred five 205

6 five hundred nineteen 519

Write the number using only digits.

7 $100 + 10 + 6$ 116

8 $500 + 4$ 504

9 $300 + 40 + 5$ 345

10 $300 + 50 + 4$ 354

11 $400 + 60$ 460

12 $500 + 40$ 540

Write the number as a sum of hundreds, tens, and ones.
Then write the number using words.

13 522 500 + 20 + 2

five hundred twenty-two

14 435 400 + 30 + 5

four hundred thirty-five

15 218 200 + 10 + 8

two hundred eighteen

16 310 300 + 10

three hundred ten

17 Explain how problem 8 is the same and different from problem 12.

Answers will vary. Possible answer: Both 504 and 540 have 5 hundreds, but 504 has 0 tens and 4 ones and 540 has 4 tens and 0 ones.

Compare the numbers in each problem two different ways.

- 1 Compare 250 and 200.

$$\begin{array}{r} 200 \\ \hline 250 \end{array} < \begin{array}{r} 250 \\ \hline 200 \end{array} \text{ and}$$

- 2 Compare 170 and 180.

$$\begin{array}{r} 170 \\ \hline 180 \end{array} < \begin{array}{r} 180 \\ \hline 170 \end{array} \text{ and}$$

- 3 Compare 346 and 325.

$$\begin{array}{r} 325 \\ \hline 346 \end{array} < \begin{array}{r} 346 \\ \hline 325 \end{array} \text{ and}$$

- 4 Compare 235 and 261.

$$\begin{array}{r} 235 \\ \hline 261 \end{array} < \begin{array}{r} 261 \\ \hline 235 \end{array} \text{ and}$$

- 5 Compare 424 and 453.

$$\begin{array}{r} 424 \\ \hline 453 \end{array} < \begin{array}{r} 453 \\ \hline 424 \end{array} \text{ and}$$

- 6 Compare 833 and 824.

$$\begin{array}{r} 824 \\ \hline 833 \end{array} < \begin{array}{r} 833 \\ \hline 824 \end{array} \text{ and}$$

- 7 Compare 637 and 682.

$$\begin{array}{r} 637 \\ \hline 682 \end{array} < \begin{array}{r} 682 \\ \hline 637 \end{array} \text{ and}$$

- 8 Compare 362 and 326.

$$\begin{array}{r} 326 \\ \hline 362 \end{array} < \begin{array}{r} 362 \\ \hline 326 \end{array} \text{ and}$$

- 9 Compare 531 and 513.

$$\begin{array}{r} 513 \\ \hline 531 \end{array} < \begin{array}{r} 531 \\ \hline 513 \end{array} \text{ and}$$

- 10 Compare 714 and 741.

$$\begin{array}{r} 714 \\ \hline 741 \end{array} < \begin{array}{r} 741 \\ \hline 714 \end{array} \text{ and}$$

- 11 Compare 468 and 486.

$$\begin{array}{r} 468 \\ \hline 486 \end{array} < \begin{array}{r} 486 \\ \hline 468 \end{array} \text{ and}$$

- 12 Compare 967 and 959.

$$\begin{array}{r} 959 \\ \hline 967 \end{array} < \begin{array}{r} 967 \\ \hline 959 \end{array} \text{ and}$$

- 13 What strategies did you use to compare the numbers?

Answers will vary.

The answers are mixed up at the bottom of the page.
Cross out the answers as you complete the problems.

$$\begin{array}{r} \mathbf{1} \quad 635 \\ + 321 \\ \hline 956 \end{array}$$

$$\begin{array}{r} \mathbf{2} \quad 439 \\ + 154 \\ \hline 593 \end{array}$$

$$\begin{array}{r} \mathbf{3} \quad 336 \\ + 123 \\ \hline 459 \end{array}$$

$$\begin{array}{r} \mathbf{4} \quad 825 \\ + 166 \\ \hline 991 \end{array}$$

$$\begin{array}{r} \mathbf{5} \quad 512 \\ + 336 \\ \hline 848 \end{array}$$

$$\begin{array}{r} \mathbf{6} \quad 246 \\ + 348 \\ \hline 594 \end{array}$$

$$\begin{array}{r} \mathbf{7} \quad 772 \\ + 109 \\ \hline 881 \end{array}$$

$$\begin{array}{r} \mathbf{8} \quad 347 \\ + 314 \\ \hline 661 \end{array}$$

$$\begin{array}{r} \mathbf{9} \quad 483 \\ + 208 \\ \hline 691 \end{array}$$

$$\begin{array}{r} \mathbf{10} \quad 225 \\ + 224 \\ \hline 449 \end{array}$$

$$\begin{array}{r} \mathbf{11} \quad 548 \\ + 406 \\ \hline 954 \end{array}$$

$$\begin{array}{r} \mathbf{12} \quad 475 \\ + 515 \\ \hline 990 \end{array}$$

$$\begin{array}{r} \mathbf{13} \quad 273 \\ + 211 \\ \hline 484 \end{array}$$

$$\begin{array}{r} \mathbf{14} \quad 728 \\ + 253 \\ \hline 981 \end{array}$$

$$\begin{array}{r} \mathbf{15} \quad 627 \\ + 263 \\ \hline 890 \end{array}$$

Answers:

449	594	881	956	691
484	661	890	991	593
954	848	990	459	981

Look at the hundreds digits in each problem. Circle those that will have a sum greater than 500. Then find the exact sums of only the problems you circled.

$$\begin{array}{r} \textcircled{1} \quad 435 \\ + 283 \\ \hline 718 \end{array}$$

$$\begin{array}{r} \textcircled{2} \quad 205 \\ + 113 \\ \hline \end{array}$$

$$\begin{array}{r} \textcircled{3} \quad 586 \\ + 130 \\ \hline 716 \end{array}$$

$$\begin{array}{r} \textcircled{4} \quad 378 \\ + 343 \\ \hline 721 \end{array}$$

$$\begin{array}{r} \textcircled{5} \quad 186 \\ + 175 \\ \hline \end{array}$$

$$\begin{array}{r} \textcircled{6} \quad 476 \\ + 234 \\ \hline 710 \end{array}$$

$$\begin{array}{r} \textcircled{7} \quad 152 \\ + 169 \\ \hline \end{array}$$

$$\begin{array}{r} \textcircled{8} \quad 214 \\ + 225 \\ \hline \end{array}$$

$$\begin{array}{r} \textcircled{9} \quad 362 \\ + 556 \\ \hline 918 \end{array}$$

$$\begin{array}{r} \textcircled{10} \quad 481 \\ + 262 \\ \hline 743 \end{array}$$

$$\begin{array}{r} \textcircled{11} \quad 145 \\ + 239 \\ \hline \end{array}$$

$$\begin{array}{r} \textcircled{12} \quad 347 \\ + 133 \\ \hline \end{array}$$

$$\begin{array}{r} \textcircled{13} \quad 286 \\ + 644 \\ \hline 930 \end{array}$$

$$\begin{array}{r} \textcircled{14} \quad 267 \\ + 174 \\ \hline \end{array}$$

$$\begin{array}{r} \textcircled{15} \quad 383 \\ + 319 \\ \hline 702 \end{array}$$

- 16** How do you know that $361 + 283$ is greater than 500 without finding the sum?

Answers will vary. Possible answer: I know the sum will be greater than 500 because I can see that three hundreds plus two hundreds is already five hundreds. The sum of the tens and ones will make the total sum greater than 500.

Circle all the problems where you must regroup a ten to subtract the ones. Then find the differences of only the problems you circled.

$$\begin{array}{r} \textcircled{1} \quad 875 \\ - 646 \\ \hline 229 \end{array}$$

$$\begin{array}{r} \textcircled{2} \quad 478 \\ - 226 \\ \hline \end{array}$$

$$\begin{array}{r} \textcircled{3} \quad 692 \\ - 437 \\ \hline 255 \end{array}$$

$$\begin{array}{r} \textcircled{4} \quad 345 \\ - 224 \\ \hline \end{array}$$

$$\begin{array}{r} \textcircled{5} \quad 761 \\ - 338 \\ \hline 423 \end{array}$$

$$\begin{array}{r} \textcircled{6} \quad 514 \\ - 402 \\ \hline \end{array}$$

$$\begin{array}{r} \textcircled{7} \quad 953 \\ - 821 \\ \hline \end{array}$$

$$\begin{array}{r} \textcircled{8} \quad 474 \\ - 156 \\ \hline 318 \end{array}$$

$$\begin{array}{r} \textcircled{9} \quad 320 \\ - 210 \\ \hline \end{array}$$

$$\begin{array}{r} \textcircled{10} \quad 663 \\ - 425 \\ \hline 238 \end{array}$$

$$\begin{array}{r} \textcircled{11} \quad 619 \\ - 308 \\ \hline \end{array}$$

$$\begin{array}{r} \textcircled{12} \quad 847 \\ - 628 \\ \hline 219 \end{array}$$

$$\begin{array}{r} \textcircled{13} \quad 736 \\ - 517 \\ \hline 219 \end{array}$$

$$\begin{array}{r} \textcircled{14} \quad 563 \\ - 249 \\ \hline 314 \end{array}$$

$$\begin{array}{r} \textcircled{15} \quad 375 \\ - 163 \\ \hline \end{array}$$

16 How can you tell by looking at the problem if you need to regroup a ten to subtract the ones?

Answers will vary. Possible answer: When I look at the ones place, if the ones digit in the top number is less than the ones digit in the bottom number, then I will need to regroup.

The answers are mixed up at the bottom of the page.
Cross out the answers as you complete the problems.

$$\begin{array}{r} \mathbf{1} \quad 816 \\ - 432 \\ \hline 384 \end{array}$$

$$\begin{array}{r} \mathbf{2} \quad 927 \\ - 563 \\ \hline 364 \end{array}$$

$$\begin{array}{r} \mathbf{3} \quad 506 \\ - 315 \\ \hline 191 \end{array}$$

$$\begin{array}{r} \mathbf{4} \quad 448 \\ - 160 \\ \hline 288 \end{array}$$

$$\begin{array}{r} \mathbf{5} \quad 743 \\ - 471 \\ \hline 272 \end{array}$$

$$\begin{array}{r} \mathbf{6} \quad 476 \\ - 293 \\ \hline 183 \end{array}$$

$$\begin{array}{r} \mathbf{7} \quad 628 \\ - 236 \\ \hline 392 \end{array}$$

$$\begin{array}{r} \mathbf{8} \quad 961 \\ - 470 \\ \hline 491 \end{array}$$

$$\begin{array}{r} \mathbf{9} \quad 527 \\ - 256 \\ \hline 271 \end{array}$$

$$\begin{array}{r} \mathbf{10} \quad 347 \\ - 154 \\ \hline 193 \end{array}$$

$$\begin{array}{r} \mathbf{11} \quad 835 \\ - 285 \\ \hline 550 \end{array}$$

$$\begin{array}{r} \mathbf{12} \quad 624 \\ - 382 \\ \hline 242 \end{array}$$

$$\begin{array}{r} \mathbf{13} \quad 329 \\ - 170 \\ \hline 159 \end{array}$$

$$\begin{array}{r} \mathbf{14} \quad 465 \\ - 195 \\ \hline 270 \end{array}$$

$$\begin{array}{r} \mathbf{15} \quad 519 \\ - 378 \\ \hline 141 \end{array}$$

Answers:

193	242	191	384	272
364	271	491	288	392
183	141	550	159	270

Find the sum. Show your work.

1 $29 + 34 + 21 + 36$

120

2 $45 + 38 + 62 + 15$

160

3 $17 + 36 + 43 + 74$

170

4 $55 + 49 + 71 + 15$

190

5 $32 + 24 + 68 + 46$

170

6 $27 + 19 + 33 + 81$

160

7 $32 + 13 + 29 + 35$

109

8 $53 + 74 + 13 + 44$

184

9 $24 + 12 + 74 + 68$

178

10 $92 + 37 + 71 + 14$

214

11 Explain how you found the answer to problem 8.


Answers will vary. Possible answer: I broke each number into tens and ones. Then I added the ones: $3 + 4 + 3 + 4 = 14$. Next, I added the tens: $50 + 70 + 10 + 40 = 170$. Finally, I added $170 + 14$ to get 184.

- 1 Use a ruler to measure the length of the piece of tape in inches.



What is the length of the tape? 3 inches

- 2 Use a ruler to measure the length of the pencil in inches.




What is the length of the pencil? 5 inches

- 3 Use a ruler to measure the length of the shoe in centimeters.



What is the length of the shoe? 6 centimeters

- 4 Use a ruler to measure the length of the fish in centimeters.



What is the length of the fish? 8 centimeters

- 5 Use a ruler to measure the length of the string in both inches and centimeters.

What is the length of the string in inches? 2 inches

What is the length of the string in centimeters? 5 centimeters

- 6 Use a ruler to measure the length of the rectangle in both inches and centimeters.



What is the length of the rectangle in inches? 4 inches

What is the length of the rectangle in centimeters? 10 centimeters

- 7 For problem 6, did you write different numbers for the length in inches and the length in centimeters? Explain.

Yes. Answers will vary. Possible answer: The length of the rectangle is 4 inches and 10 centimeters long. Centimeters are smaller units than inches, so when you measure something in inches and centimeters, there are more centimeters than inches.

- 1 Circle the objects that are easier to measure with an inch ruler.
Underline the objects that are easier to measure with a yardstick.

a bike

a leaf

a table

a book

a sticker

- 2 Circle the objects that are easier to measure with an inch ruler.
Underline the objects that are easier to measure with a yardstick.

a window

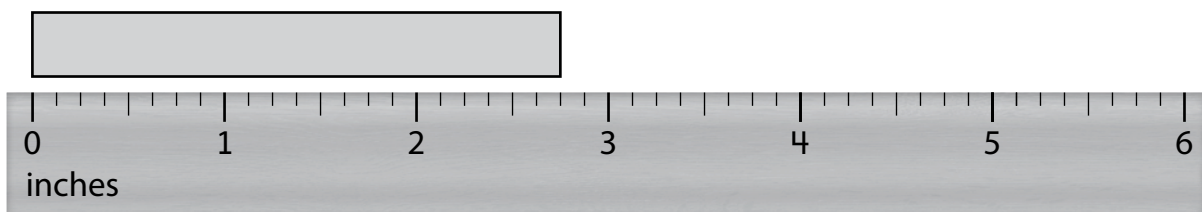
a cracker

a tent

a marker

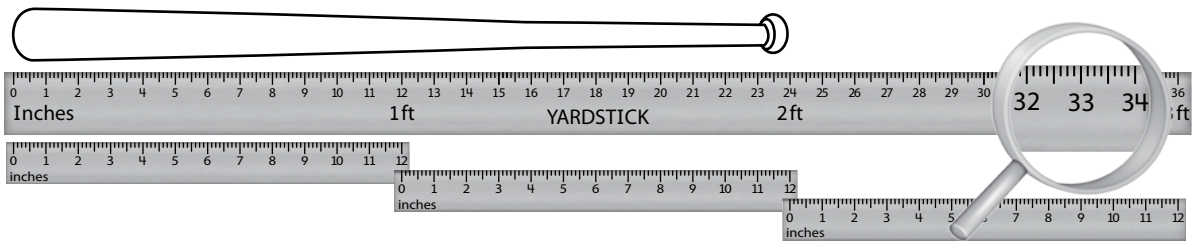
a blanket

- 3 What is the length of the rectangle to the nearest inch?




The rectangle is about 3 inches long.

- 4 What is the length of the baseball bat to the nearest foot?



The baseball bat is about 2 feet long.

- 5 What is the length of the branch to the nearest foot?



The branch is about 1 foot long.

- 1** Circle the objects that are easier to measure with a centimeter ruler.
Underline the objects that are easier to measure with a meter stick.

a rug

a mitten

a pool

a bee

a shell

- 2** Circle the objects that are easier to measure with a centimeter ruler.
Underline the objects that are easier to measure with a meter stick.

a porch


a spoon

a watch

a bus


a lunch bag

- 3** What is the length of the tape to the nearest centimeter?



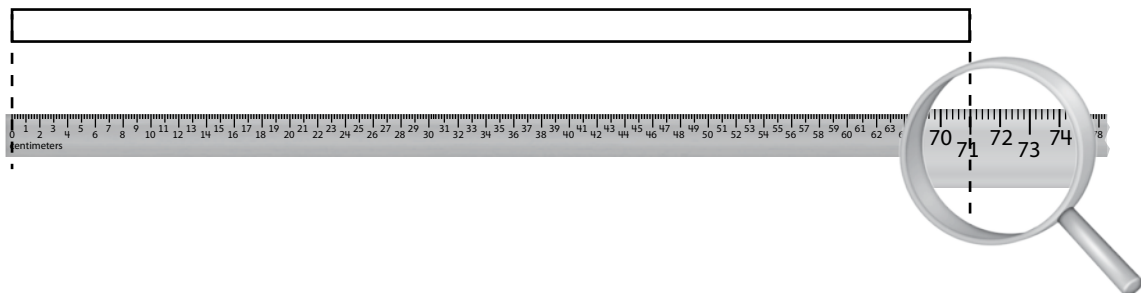
The tape is about 7 centimeters long.

- 4 What is the length of the bench to the nearest meter?



The bench is about 1 meter long.

- 5 What is the length of the rectangle to the nearest centimeter?



The rectangle is about 71 centimeters long.