

What is CANVAS Parent

Each MPS Parent/Guardian can create a Parent account to monitor their students' CANVAS Courses including assignments, grades, support materials and comments from teachers.

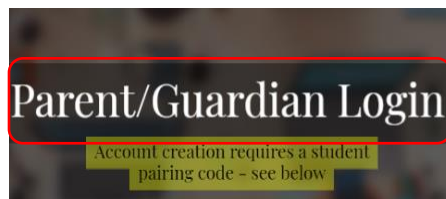
Step 1 – Pairing Code

To create a Parent account, you will need a student Pairing Code. Your student will open their CANVAS Course (mobile or desktop version) and Select: Account / Settings / Pair with Observer. This is your Pairing Code (case sensitive).



Step 2 – Create Parent Account

Navigate to: mooreps.instructure.com and select Parent/Guardian Login and then select: Click Here For an Account.

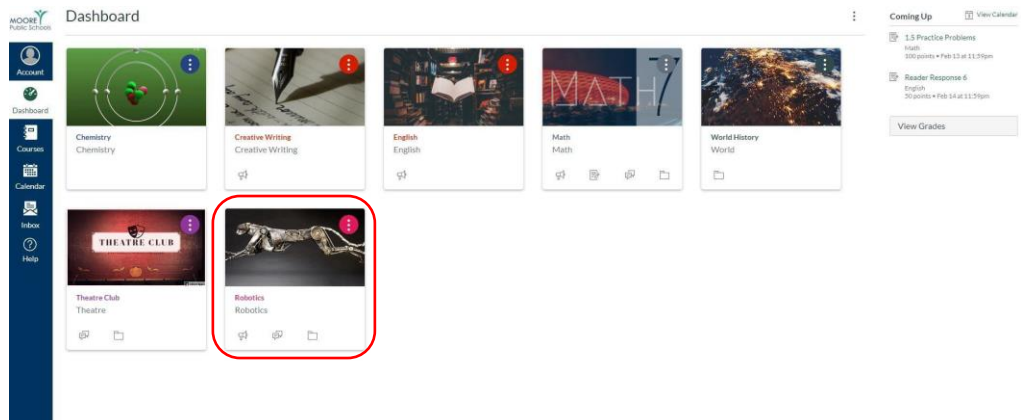


Parent of a Canvas User?
[Click Here For an Account](#)

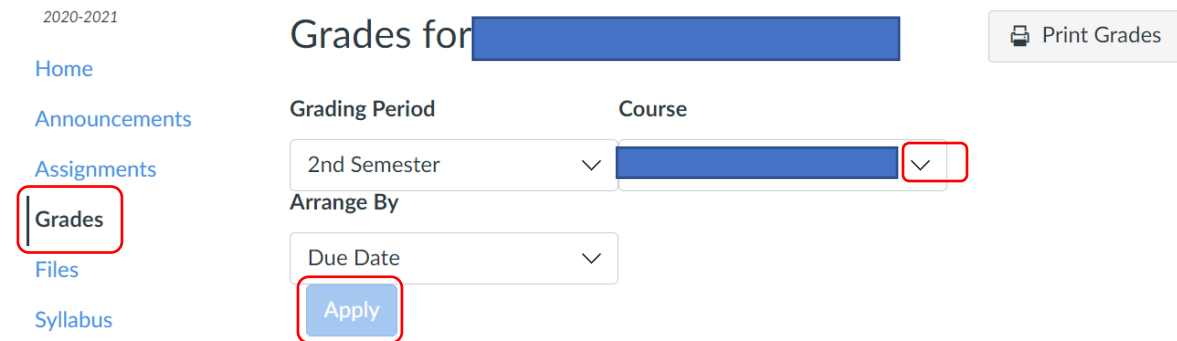
Fill in Parent Signup form and enter the Student Pairing Code from Step 1. Use your personal email and create your own password. Click: [Start Participating](#)

Step 3 – Monitor your student

The CANVAS Dashboard will show all published courses for the student. Click on a course you would like to monitor.



Click on Grades from the menu on the left to see a grade summary for this course. You can switch between courses by clicking on the drop-down arrow to the right of the course name and then clicking on Apply.



You can click on the assignment name to see the assignment page. See descriptions of icons below.

Name	Due	Status	Score	Out of	
"The Pie"	Jan 7 by 11:59pm	LATE	10	10	Turned in Late
Elizabethan Era Individual Information for Project	Jan 12 by 11:59pm		12	12	Click icon to see Plagiarism report
2/9/2021 Virtual Tuesday Assignment	Feb 9 by 11:59pm			10	Turned it, not yet graded.
2/10/2021	Feb 10 by 11:59pm	MISSING	-	8	Missing assignment
Virtual Assignment for February 11th 2021	Feb 11 by 11:59pm	LATE	6	6	Click to see comments from teacher

Step 4 – Use Inbox to message teacher for additional information

Click on the Inbox Icon on the left navigation screen. Click on the Compose Message Icon. Select the appropriate course from Favorite Courses dropdown. Click on the Contacts icon to see a list of teachers for that course. Compose your message and click on Send when finished.

