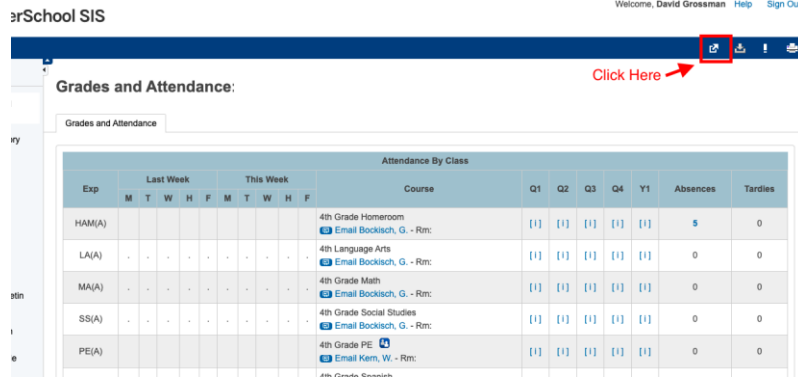
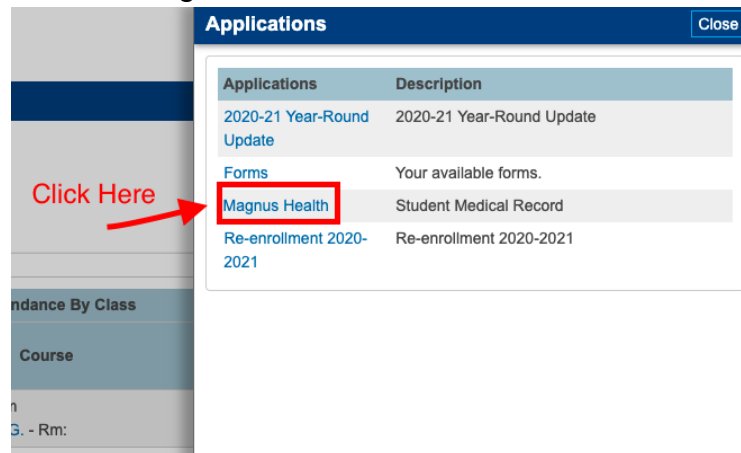


Accessing Magnus Health Through PowerSchool

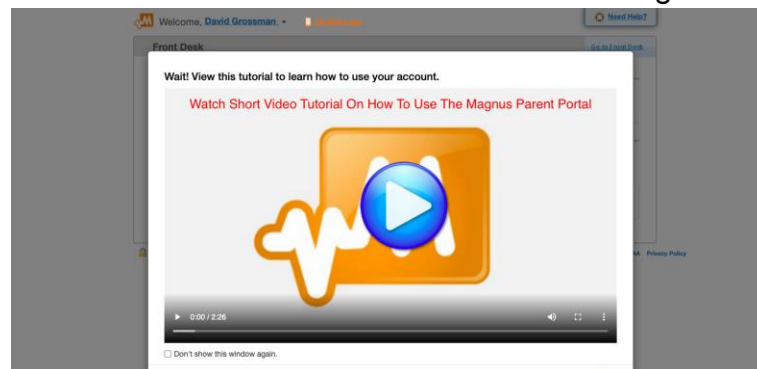
1. Go to <https://stmschool.powerschool.com/public> and enter your parent username and password.
2. Click on Applications Button in the upper right corner of the screen.



3. Click on Magnus Health



4. Watch the short tutorial on how to use the Magnus Parent Portal.



Accessing Back to School Forms in PowerSchool

1. Follow the instructions above and click on Forms.

Applications	
Applications	Description
2020-21 Year-Round Update	2020-21 Year-Round Update
Forms	Your available forms.
Magnus Health	Student Medical Record
Re-enrollment 2020-2021	Re-enrollment 2020-2021

2. Click on the forms listed and complete the forms. A status bar will turn from red to green as you complete the forms.

General Forms Class Forms Student Support

Your preferences haven't been configured.
To configure if and how you'll receive notifications for forms, please use the button below to set your preferences.

[Preferences](#)

Forms

Search forms... **Forms Status Bar**

St. Michaels

Status	Form Name	Form Description	Category	Last Entry
Empty	Field Trip Permission Form		St. Michaels	
Empty	Physical Education Health Form		St. Michaels	
Empty	VOLUNTEER PERSONAL AUTOMOBILE USE FORM	For Off Site Visits. Please complete one form per parent/guardian	St. Michaels	