

- If Google Classroom is blocked.

[accounts.google.com](https://accounts.google.com) is blocked

The person who set up this computer has chosen to block this site.  
Try contacting the system admin.

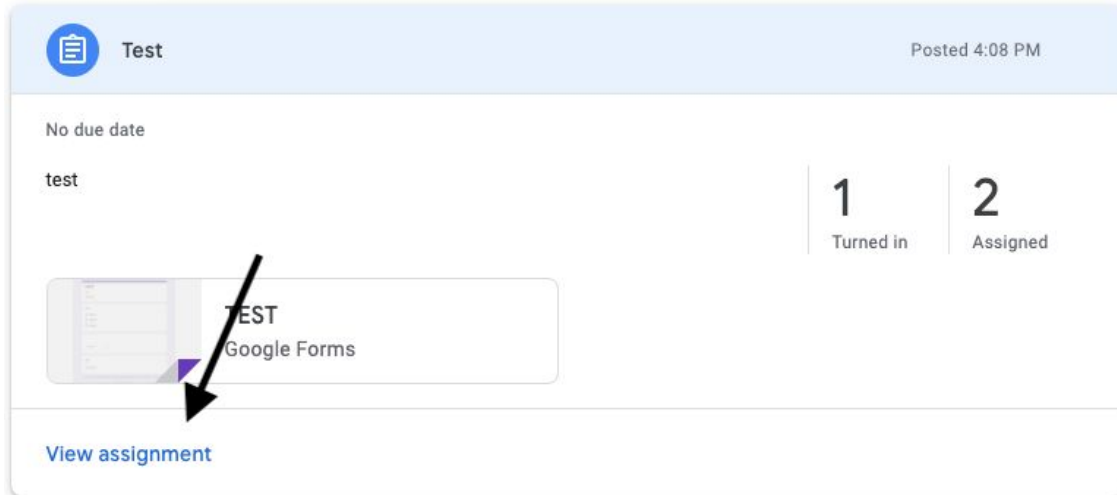
ERR\_BLOCKED\_BY\_ADMINISTRATOR

1. Click on 3 dots top right corner of Chrome
2. Go to settings
3. Go to Privacy and security
4. Then Site Settings
5. Then Pop-ups and redirects
6. It should show you what sites are blocked

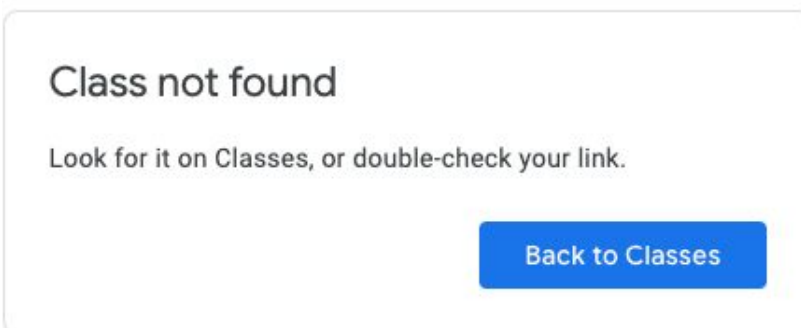
- If Google Classroom is not showing up correctly.

Make sure you are using “Chrome” as your browser. If you do not have Chrome you can download it to your computer [here](#) .

- If you can not see the attachments for the assignment, click “View Assignments”

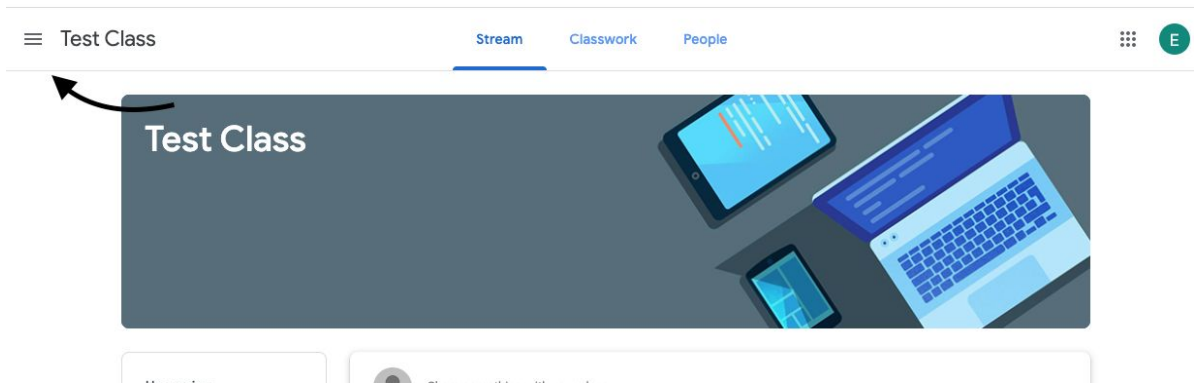


- If you get the error “Class not found”. Logout of all google accounts on your device.

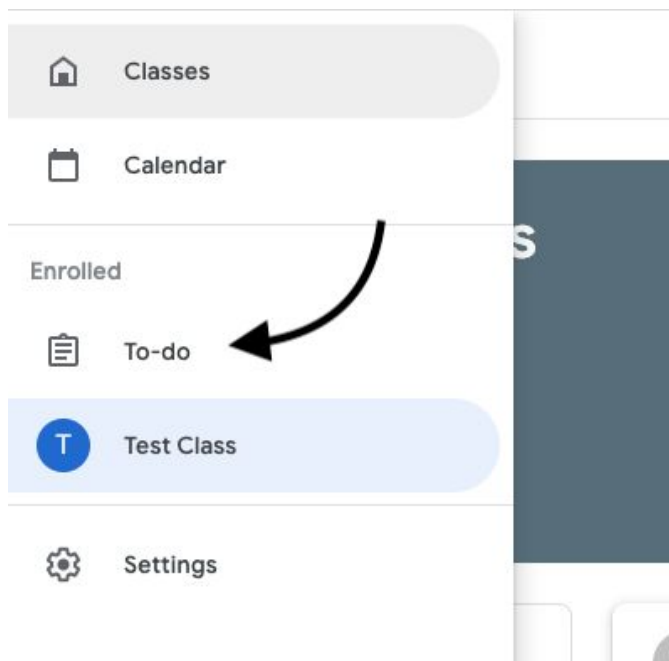


- If there are too many assignments and you can not tell which ones you have completed.

1. Go to Home or 3 lines next to the class name.



2. Click "To-do".



3. Now you should only see the assignment you need “To-do”. Click “Done” to see the ones you have completed.

☰ To-do

To-do

Done

All classes ▾

No due date

<b>go</b> Test Class
<b>Test</b> Test Class
<b>Test</b> Test Class