

KEY CONCEPT OVERVIEW

In Lessons 11 and 12, students learn to multiply a decimal by a one-digit whole number by using an **area model** (as shown in the Sample Problem below).


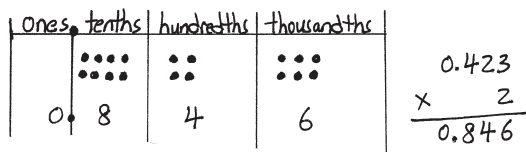
You can expect to see homework that asks your child to do the following:

- Draw **place value disks** on a place value chart to solve multiplication problems.
- Draw area models to solve multiplication problems.
- Estimate and explain the reasonableness of the **product**.
- Solve word problems.

SAMPLE PROBLEM (From Lesson 11)

Solve by drawing disks on a place value chart and by using the area model.

$$2 \times 0.423 = \mathbf{0.846}$$



Additional sample problems with detailed answer steps are found in the *Eureka Math Homework Helpers* books. Learn more at GreatMinds.org.

HOW YOU CAN HELP AT HOME

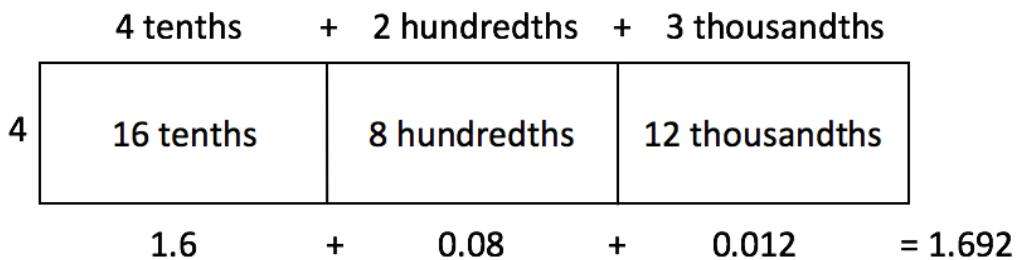
- Practice basic multiplication facts by rolling two dice and multiplying the numbers that were rolled.
- Review rounding with your child. Give your child a number, and have him round to the nearest one ($2.649 \approx 3$), the nearest tenth ($2.649 \approx 2.6$), and the nearest hundredth ($2.649 \approx 2.65$).

TERMS

Product: The number resulting from the multiplication of two or more numbers. For example, in the multiplication problem $4 \times 0.2 = 0.8$, the number 0.8 is the product.

MODELS

Area Model



Place Value Disks

