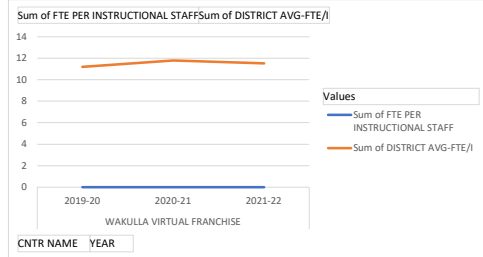
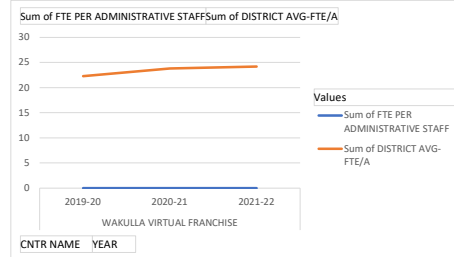


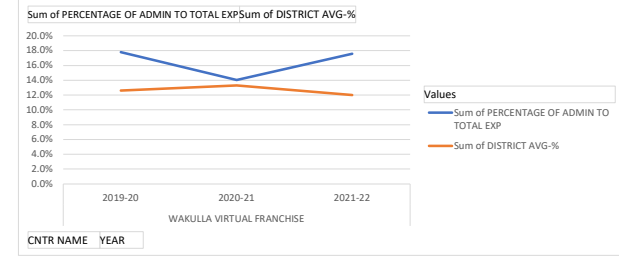
Row Labels	Sum of FTE PER INSTRUCTIONAL STAFF	Sum of DISTRICT AVG-FTE/I
WAKULLA VIRTUAL FRANCHISE		
2019-20	0	11.2
2020-21	0	11.8
2021-22	0	11.5



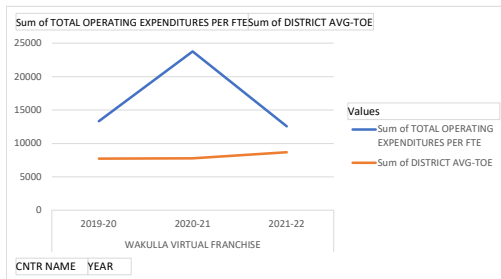
Row Labels	Sum of FTE PER ADMINISTRATIVE STAFF	Sum of DISTRICT AVG-FTE/A
WAKULLA VIRTUAL FRANCHISE		
2019-20	0	22.3
2020-21	0	23.8
2021-22	0	24.2



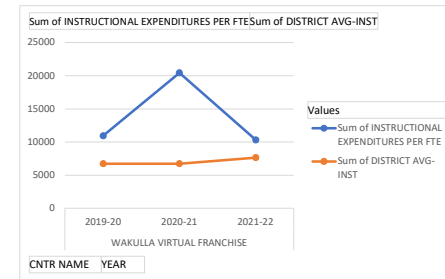
Row Labels	Sum of PERCENTAGE OF ADMIN TO TOTAL EXP	Sum of DISTRICT AVG-%
WAKULLA VIRTUAL FRANCHISE		
2019-20	17.8%	12.6%
2020-21	14.1%	13.3%
2021-22	17.6%	12.0%



Row Labels	Sum of TOTAL OPERATING EXPENDITURES PER FTE	Sum of DISTRICT AVG-TOE
WAKULLA VIRTUAL FRANCHISE		
2019-20	13321	7723
2020-21	23792	7768
2021-22	12550	8688



Row Labels	Sum of INSTRUCTIONAL EXPENDITURES PER FTE	Sum of DISTRICT AVG-INST
WAKULLA VIRTUAL FRANCHISE		
2019-20	10952	6749
2020-21	20448	6736
2021-22	10343	7648



Row Labels	Sum of GENERAL FUND'S UNASSIGNED/ASSIGNED FUND BALANCE
WAKULLA VIRTUAL FRANCHISE	
2019-20	\$ 3,963,069
2020-21	\$ 4,940,229
2021-22	\$ 4,631,121

