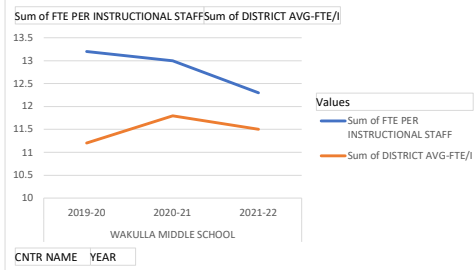
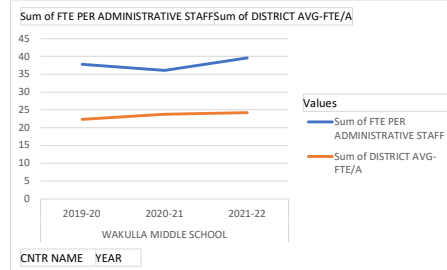


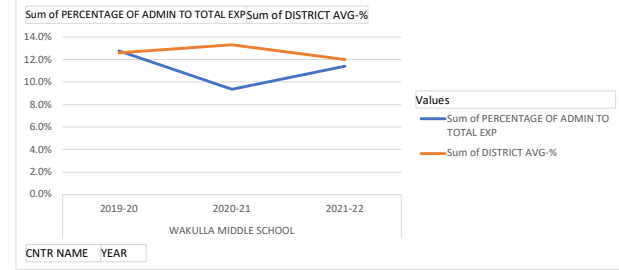
Row Labels	Sum of FTE PER INSTRUCTIONAL STAFF	Sum of DISTRICT AVG-FTE/I
WAKULLA MIDDLE SCHOOL		
2019-20	13.2	11.2
2020-21	13	11.8
2021-22	12.3	11.5



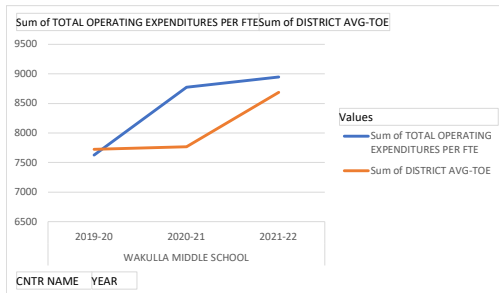
Row Labels	Sum of FTE PER ADMINISTRATIVE STAFF	Sum of DISTRICT AVG-FTE/A
WAKULLA MIDDLE SCHOOL		
2019-20	37.8	22.3
2020-21	36.1	23.8
2021-22	39.6	24.2



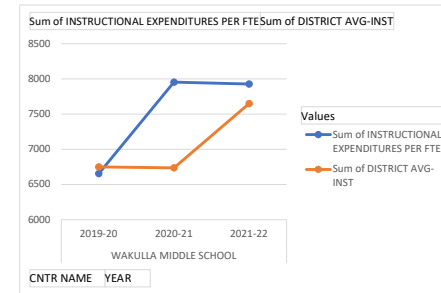
Row Labels	Sum of PERCENTAGE OF ADMIN TO TOTAL EXP	Sum of DISTRICT AVG-%
WAKULLA MIDDLE SCHOOL		
2019-20	12.8%	12.6%
2020-21	9.4%	13.3%
2021-22	11.4%	12.0%



Row Labels	Sum of TOTAL OPERATING EXPENDITURES PER FTE	Sum of DISTRICT AVG-TOE
WAKULLA MIDDLE SCHOOL		
2019-20	7629	7723
2020-21	8775	7768
2021-22	8948	8688



Row Labels	Sum of INSTRUCTIONAL EXPENDITURES PER FTE	Sum of DISTRICT AVG-INST
WAKULLA MIDDLE SCHOOL		
2019-20	6655	6749
2020-21	7953	6736
2021-22	7927	7648



Row Labels	Sum of GENERAL FUND'S UNASSIGNED/ASSIGNED FUND BALANCE
WAKULLA MIDDLE SCHOOL	
2019-20	\$ 3,963,069
2020-21	\$ 4,940,229
2021-22	\$ 4,631,121

