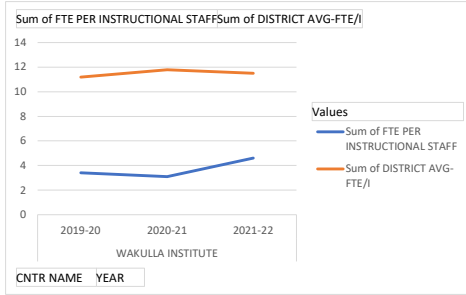
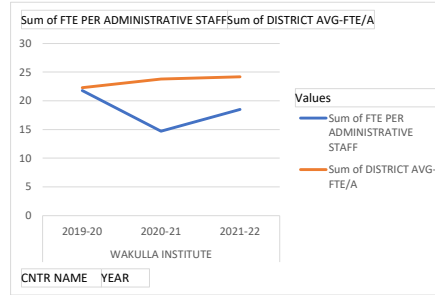


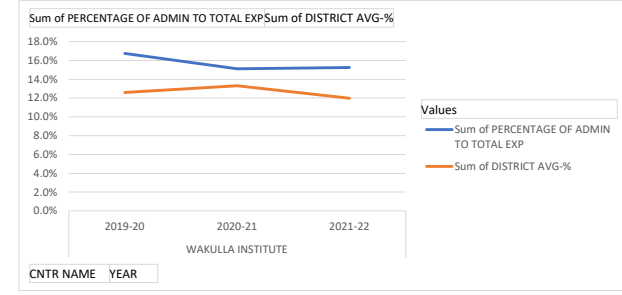
Row Labels	Sum of FTE PER INSTRUCTIONAL STAFF	Sum of DISTRICT AVG-FTE/I
WAKULLA INSTITUTE		
2019-20	3.4	11.2
2020-21	3.1	11.8
2021-22	4.6	11.5



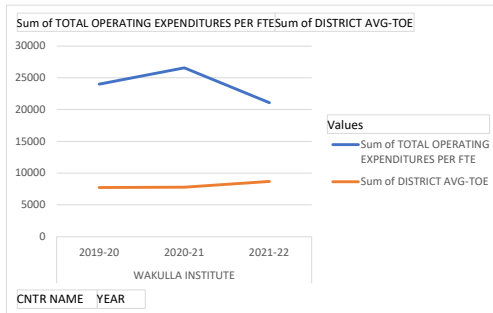
Row Labels	Sum of FTE PER ADMINISTRATIVE STAFF	Sum of DISTRICT AVG-FTE/A
WAKULLA INSTITUTE		
2019-20	21.8	22.3
2020-21	14.7	23.8
2021-22	18.5	24.2



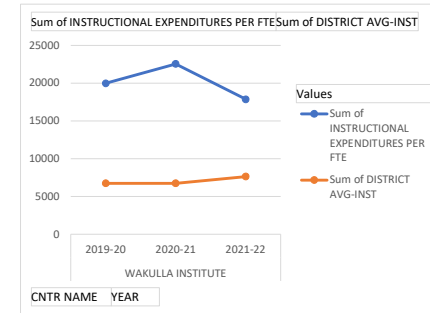
Row Labels	Sum of PERCENTAGE OF ADMIN TO TOTAL EXP	Sum of DISTRICT AVG-%
WAKULLA INSTITUTE		
2019-20	16.8%	12.6%
2020-21	15.1%	13.3%
2021-22	15.2%	12.0%



Row Labels	Sum of TOTAL OPERATING EXPENDITURES PER FTE	Sum of DISTRICT AVG-TOE
WAKULLA INSTITUTE		
2019-20	24004	7723
2020-21	26563	7768
2021-22	21073	8688



Row Labels	Sum of INSTRUCTIONAL EXPENDITURES PER FTE	Sum of DISTRICT AVG-INST
WAKULLA INSTITUTE		
2019-20	19978	6749
2020-21	22545	6736
2021-22	17862	7648



Row Labels	Sum of GENERAL FUND'S UNASSIGNED/ASSIGNED FUND BALANCE
WAKULLA INSTITUTE	
2019-20	\$ 3,963,069
2020-21	\$ 4,940,229
2021-22	\$ 4,631,121

