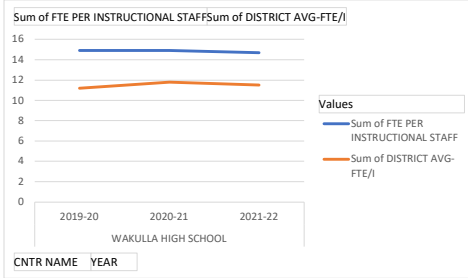
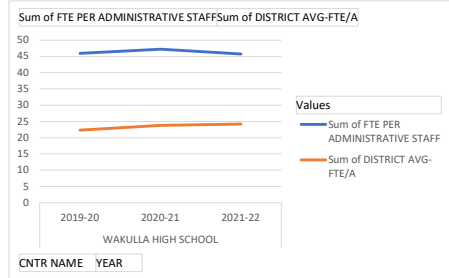


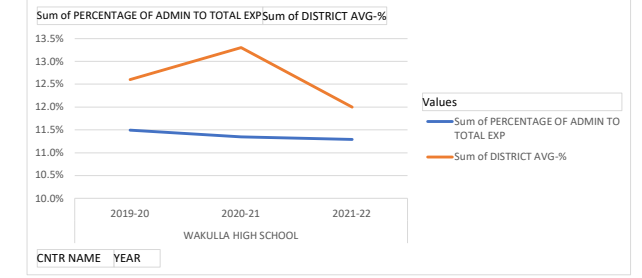
Row Labels	Sum of FTE PER INSTRUCTIONAL STAFF	Sum of DISTRICT AVG-FTE/I
WAKULLA HIGH SCHOOL		
2019-20	14.9	11.2
2020-21	14.9	11.8
2021-22	14.7	11.5



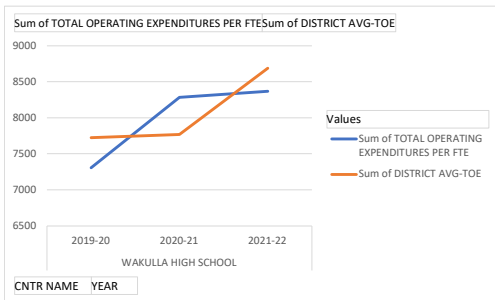
Row Labels	Sum of FTE PER ADMINISTRATIVE STAFF	Sum of DISTRICT AVG-FTE/A
WAKULLA HIGH SCHOOL		
2019-20	46	22.3
2020-21	47.2	23.8
2021-22	45.7	24.2



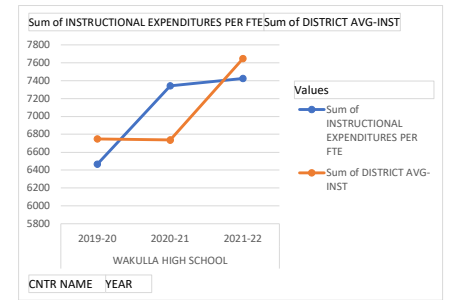
Row Labels	Sum of PERCENTAGE OF ADMIN TO TOTAL EXP	Sum of DISTRICT AVG-%
WAKULLA HIGH SCHOOL		
2019-20	11.5%	12.6%
2020-21	11.4%	13.3%
2021-22	11.3%	12.0%



Row Labels	Sum of TOTAL OPERATING EXPENDITURES PER FTE	Sum of DISTRICT AVG-TOE
WAKULLA HIGH SCHOOL		
2019-20	7306	7723
2020-21	8282	7768
2021-22	8368	8688



Row Labels	Sum of INSTRUCTIONAL EXPENDITURES PER FTE	Sum of DISTRICT AVG-INST
WAKULLA HIGH SCHOOL		
2019-20	6466	6749
2020-21	7342	6736
2021-22	7424	7648



Row Labels	Sum of GENERAL FUND'S UNASSIGNED/ASSIGNED FUND BALANCE
WAKULLA HIGH SCHOOL	
2019-20	\$ 3,963,069
2020-21	\$ 4,940,229
2021-22	\$ 4,631,121

