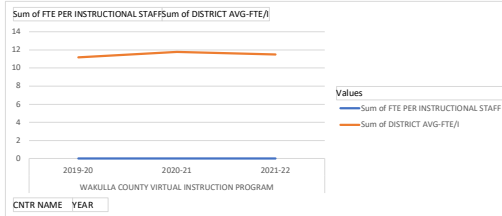
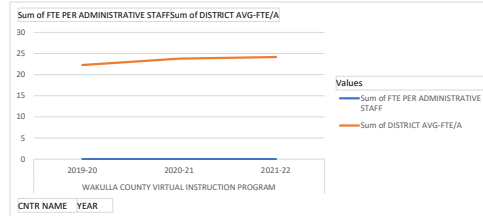


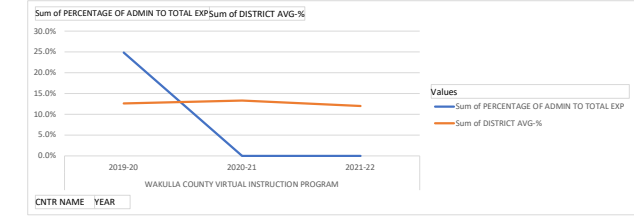
Row Labels	Sum of FTE PER INSTRUCTIONAL STAFF	Sum of DISTRICT AVG-FTE/I
WAKULLA COUNTY VIRTUAL INSTRUCTION PROGRAM		
2019-20	0	11.2
2020-21	0	11.8
2021-22	0	11.5



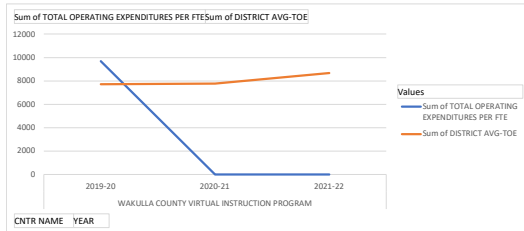
Row Labels	Sum of FTE PER ADMINISTRATIVE STAFF	Sum of DISTRICT AVG-FTE/A
WAKULLA COUNTY VIRTUAL INSTRUCTION PROGRAM		
2019-20	0	22.3
2020-21	0	23.8
2021-22	0	24.2



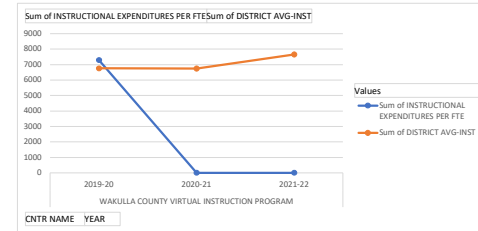
Row Labels	Sum of PERCENTAGE OF ADMIN TO TOTAL EXP %	Sum of DISTRICT AVG-%
WAKULLA COUNTY VIRTUAL INSTRUCTION PROGRAM		
2019-20	24.9%	12.6%
2020-21	0.0%	13.3%
2021-22	0.0%	12.0%



Row Labels	Sum of TOTAL OPERATING EXPENDITURES PER FTE	Sum of DISTRICT AVG-TOE
WAKULLA COUNTY VIRTUAL INSTRUCTION PROGRAM		
2019-20	9701	7723
2020-21	0	7768
2021-22	0	8688



Row Labels	Sum of INSTRUCTIONAL EXPENDITURES PER FTE	Sum of DISTRICT AVG-INST
WAKULLA COUNTY VIRTUAL INSTRUCTION PROGRAM		
2019-20	7285	6749
2020-21	0	6736
2021-22	0	7648



Row Labels	Sum of GENERAL FUND'S UNASSIGNED/ASSIGNED FUND BALANCE
WAKULLA COUNTY VIRTUAL INSTRUCTION PROGRAM	
2019-20	\$ 3,963,069
2020-21	\$ 4,940,229
2021-22	\$ 4,631,121

