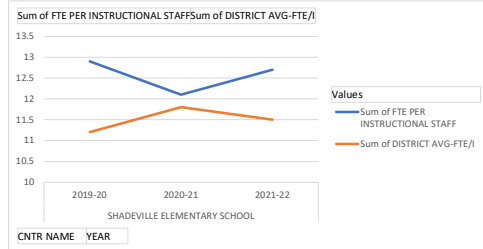
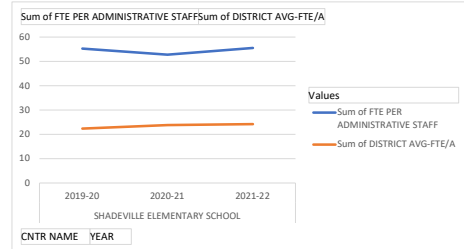


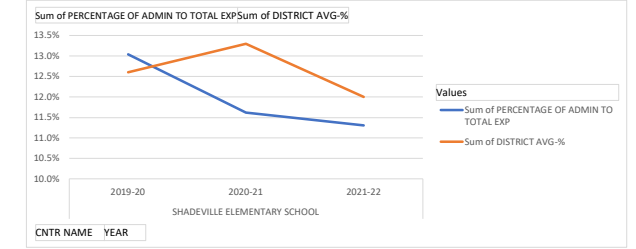
Row Labels	Sum of FTE PER INSTRUCTIONAL STAFF	Sum of DISTRICT AVG-FTE/I
SHADEVILLE ELEMENTARY SCHOOL		
2019-20	12.9	11.2
2020-21	12.1	11.8
2021-22	12.7	11.5



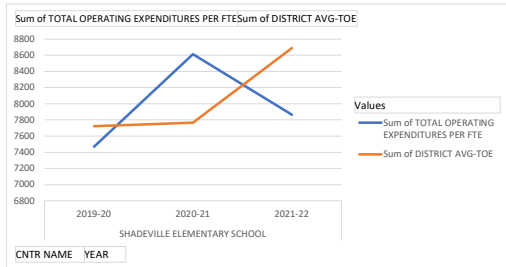
Row Labels	Sum of FTE PER ADMINISTRATIVE STAFF	Sum of DISTRICT AVG-FTE/A
SHADEVILLE ELEMENTARY SCHOOL		
2019-20	55.3	22.3
2020-21	52.7	23.8
2021-22	55.5	24.2



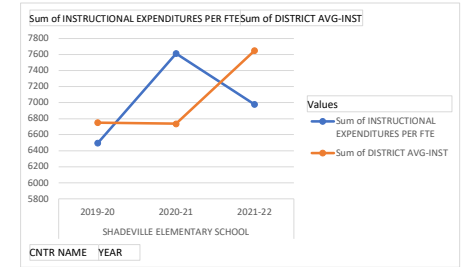
Row Labels	Sum of PERCENTAGE OF ADMIN TO TOTAL EXP	Sum of DISTRICT AVG-%
SHADEVILLE ELEMENTARY SCHOOL		
2019-20	13.0%	12.6%
2020-21	11.6%	13.3%
2021-22	11.3%	12.0%



Row Labels	Sum of TOTAL OPERATING EXPENDITURES PER FTE	Sum of DISTRICT AVG-TOE
SHADEVILLE ELEMENTARY SCHOOL		
2019-20	7470	7723
2020-21	8613	7768
2021-22	7867	8688



Row Labels	Sum of INSTRUCTIONAL EXPENDITURES PER FTE	Sum of DISTRICT AVG-INST
SHADEVILLE ELEMENTARY SCHOOL		
2019-20	6496	6749
2020-21	7612	6736
2021-22	6977	7648



Row Labels	Sum of GENERAL FUND'S UNASSIGNED/ASSIGNED FUND BALANCE
SHADEVILLE ELEMENTARY SCHOOL	
2019-20	\$ 3,963,069
2020-21	\$ 4,940,229
2021-22	\$ 4,631,121

