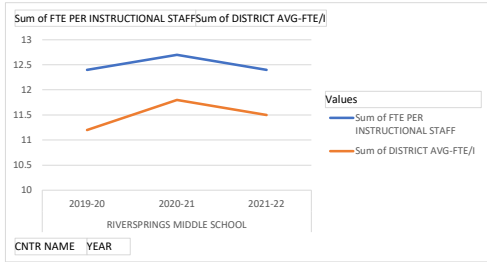
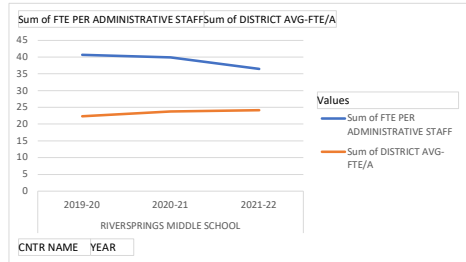


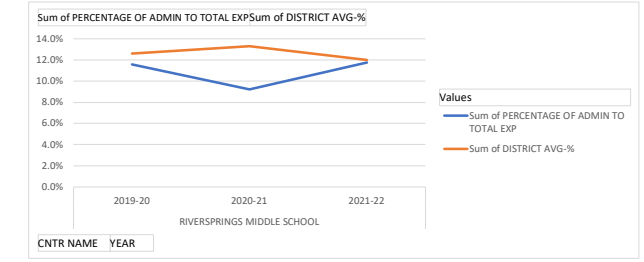
Row Labels	Sum of FTE PER INSTRUCTIONAL STAFF	Sum of DISTRICT AVG-FTE/I
RIVERSPRINGS MIDDLE SCHOOL		
2019-20	12.4	11.2
2020-21	12.7	11.8
2021-22	12.4	11.5



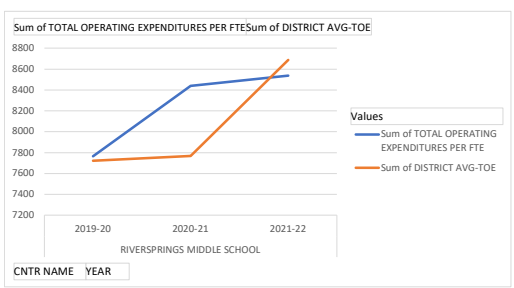
Row Labels	Sum of FTE PER ADMINISTRATIVE STAFF	Sum of DISTRICT AVG-FTE/A
RIVERSPRINGS MIDDLE SCHOOL		
2019-20	40.7	22.3
2020-21	39.9	23.8
2021-22	36.5	24.2



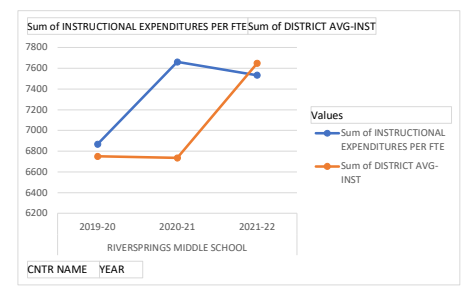
Row Labels	Sum of PERCENTAGE OF ADMIN TO TOTAL EXP	Sum of DISTRICT AVG-%
RIVERSPRINGS MIDDLE SCHOOL		
2019-20	11.6%	12.6%
2020-21	9.2%	13.3%
2021-22	11.8%	12.0%



Row Labels	Sum of TOTAL OPERATING EXPENDITURES PER FTE	Sum of DISTRICT AVG-TOE
RIVERSPRINGS MIDDLE SCHOOL		
2019-20	7765	7723
2020-21	8438	7768
2021-22	8538	8688



Row Labels	Sum of INSTRUCTIONAL EXPENDITURES PER FTE	Sum of DISTRICT AVG-INST
RIVERSPRINGS MIDDLE SCHOOL		
2019-20	6867	6749
2020-21	7660	6736
2021-22	7533	7648



Row Labels	Sum of GENERAL FUND'S UNASSIGNED/ASSIGNED FUND BALANCE
RIVERSPRINGS MIDDLE SCHOOL	
2019-20	\$ 3,963,069
2020-21	\$ 4,940,229
2021-22	\$ 4,631,121

