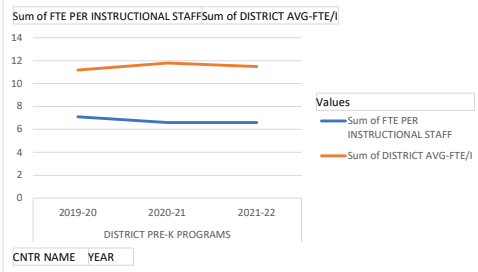
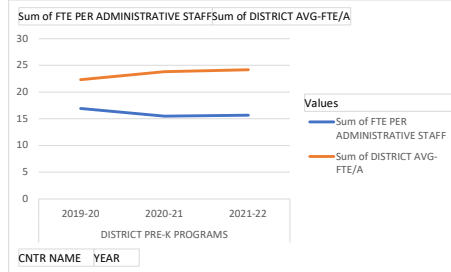


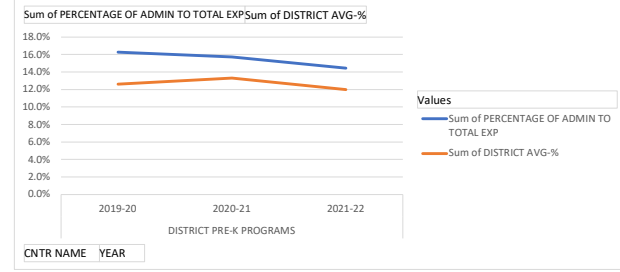
Row Labels	Sum of FTE PER INSTRUCTIONAL STAFF	Sum of DISTRICT AVG-FTE/I
DISTRICT PRE-K PROGRAMS		
2019-20	7.1	11.2
2020-21	6.6	11.8
2021-22	6.6	11.5



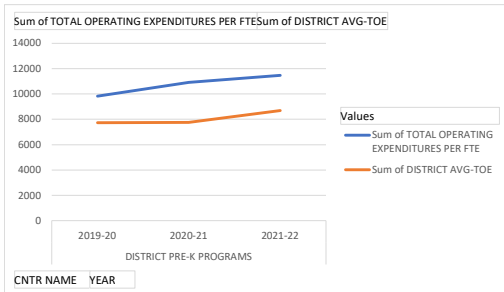
Row Labels	Sum of FTE PER ADMINISTRATIVE STAFF	Sum of DISTRICT AVG-FTE/A
DISTRICT PRE-K PROGRAMS		
2019-20	16.9	22.3
2020-21	15.5	23.8
2021-22	15.7	24.2



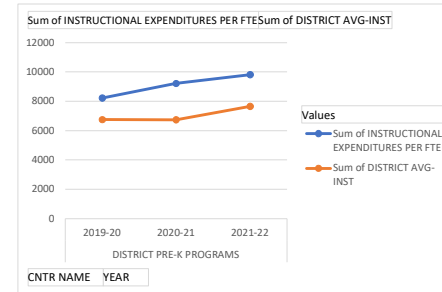
Row Labels	Sum of PERCENTAGE OF ADMIN TO TOTAL EXP	Sum of DISTRICT AVG-%
DISTRICT PRE-K PROGRAMS		
2019-20	16.3%	12.6%
2020-21	15.7%	13.3%
2021-22	14.5%	12.0%



Row Labels	Sum of TOTAL OPERATING EXPENDITURES PER FTE	Sum of DISTRICT AVG-TOE
DISTRICT PRE-K PROGRAMS		
2019-20	9825	7723
2020-21	10926	7768
2021-22	11474	8688



Row Labels	Sum of INSTRUCTIONAL EXPENDITURES PER FTE	Sum of DISTRICT AVG-INST
DISTRICT PRE-K PROGRAMS		
2019-20	8226	6749
2020-21	9207	6736
2021-22	9816	7648



Row Labels	Sum of GENERAL FUND'S UNASSIGNED/ASSIGNED FUND BALANCE
DISTRICT PRE-K PROGRAMS	
2019-20	\$ 3,963,069
2020-21	\$ 4,940,229
2021-22	\$ 4,631,121

