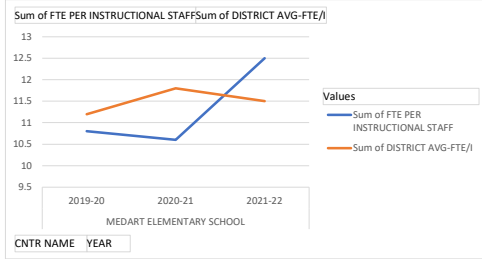
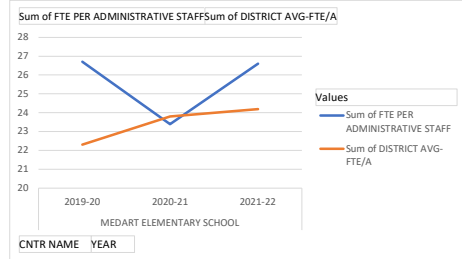


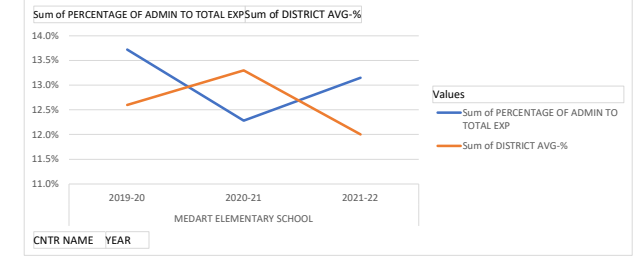
| Row Labels               | Sum of FTE PER INSTRUCTIONAL STAFF | Sum of DISTRICT AVG-FTE/I |
|--------------------------|------------------------------------|---------------------------|
| MEDART ELEMENTARY SCHOOL |                                    |                           |
| 2019-20                  | 10.8                               | 11.2                      |
| 2020-21                  | 10.6                               | 11.8                      |
| 2021-22                  | 12.5                               | 11.5                      |



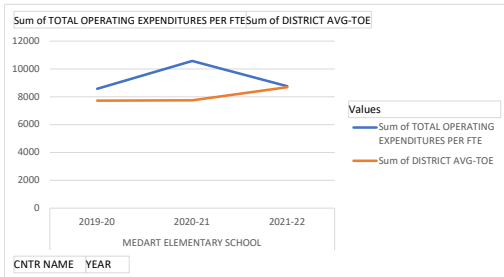
| Row Labels               | Sum of FTE PER ADMINISTRATIVE STAFF | Sum of DISTRICT AVG-FTE/A |
|--------------------------|-------------------------------------|---------------------------|
| MEDART ELEMENTARY SCHOOL |                                     |                           |
| 2019-20                  | 26.7                                | 22.3                      |
| 2020-21                  | 23.4                                | 23.8                      |
| 2021-22                  | 26.6                                | 24.2                      |



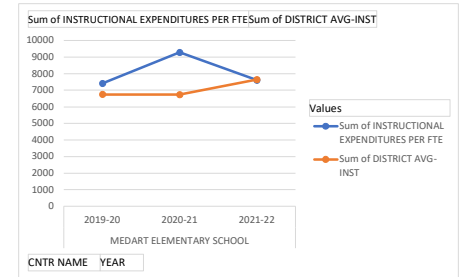
| Row Labels               | Sum of PERCENTAGE OF ADMIN TO TOTAL EXP | Sum of DISTRICT AVG-% |
|--------------------------|---|-----------------------|
| MEDART ELEMENTARY SCHOOL |   |                       |
| 2019-20                  | 13.7%                                   | 12.6%                 |
| 2020-21                  | 12.3%                                   | 13.3%                 |
| 2021-22                  | 13.2%                                   | 12.0%                 |



| Row Labels               | Sum of TOTAL OPERATING EXPENDITURES PER FTE | Sum of DISTRICT AVG-TOE |
|--------------------------|---|-------------------------|
| MEDART ELEMENTARY SCHOOL |   |                         |
| 2019-20                  | 8588  | 7723                    |
| 2020-21                  | 10579                                       | 7768                    |
| 2021-22                  | 8763  | 8688                    |



| Row Labels               | Sum of INSTRUCTIONAL EXPENDITURES PER FTE | Sum of DISTRICT AVG-INST |
|--------------------------|---|--------------------------|
| MEDART ELEMENTARY SCHOOL |   |                          |
| 2019-20                  | 7410                                      | 6749                     |
| 2020-21                  | 9280                                      | 6736                     |
| 2021-22                  | 7610                                      | 7648                     |



| Row Labels               | Sum of GENERAL FUND'S UNASSIGNED/ASSIGNED FUND BALANCE |
|--------------------------|--|
| MEDART ELEMENTARY SCHOOL |  |
| 2019-20                  | \$ 3,963,069   |
| 2020-21                  | \$ 4,940,229   |
| 2021-22                  | \$ 4,631,121   |

