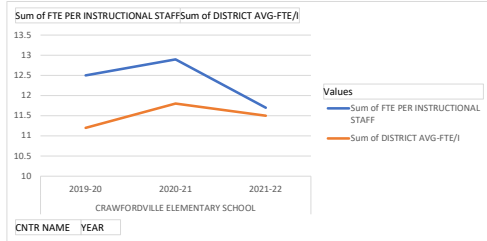
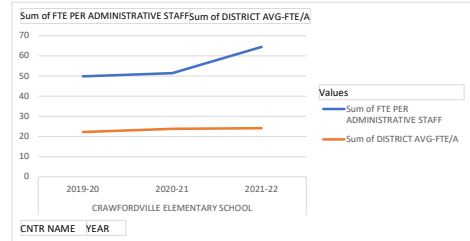


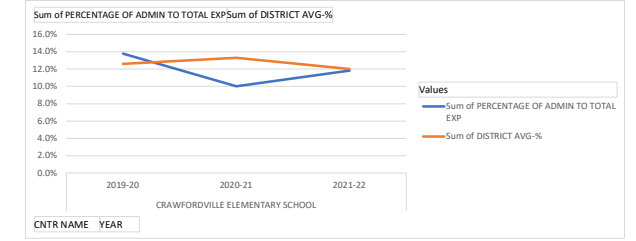
Row Labels	Sum of FTE PER INSTRUCTIONAL STAFF	Sum of DISTRICT AVG-FTE/I
CRAWFORDVILLE ELEMENTARY SCHOOL		
2019-20	12.5	11.2
2020-21	12.9	11.8
2021-22	11.7	11.5



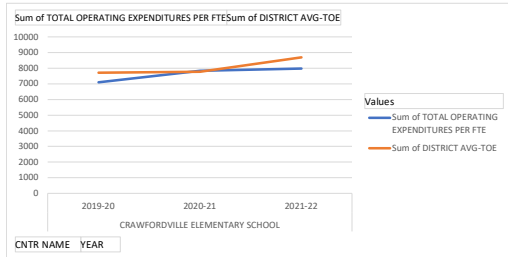
Row Labels	Sum of FTE PER ADMINISTRATIVE STAFF	Sum of DISTRICT AVG-FTE/A
CRAWFORDVILLE ELEMENTARY SCHOOL		
2019-20	49.8	22.3
2020-21	51.5	23.8
2021-22	64.5	24.2



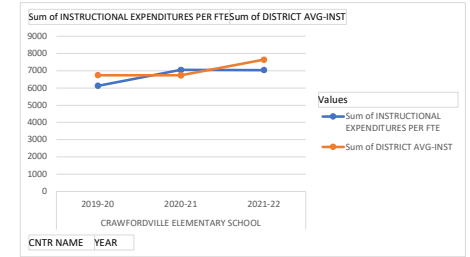
Row Labels	Sum of PERCENTAGE OF ADMIN TO TOTAL EXP	Sum of DISTRICT AVG-%
CRAWFORDVILLE ELEMENTARY SCHOOL		
2019-20	13.8%	12.6%
2020-21	10.0%	13.3%
2021-22	11.8%	12.0%



Row Labels	Sum of TOTAL OPERATING EXPENDITURES PER FTE	Sum of DISTRICT AVG-TOE
CRAWFORDVILLE ELEMENTARY SCHOOL		
2019-20	7107	7723
2020-21	7831	7768
2021-22	7986	8688



Row Labels	Sum of INSTRUCTIONAL EXPENDITURES PER FTE	Sum of DISTRICT AVG-INST
CRAWFORDVILLE ELEMENTARY SCHOOL		
2019-20	6128	6749
2020-21	7047	6736
2021-22	7044	7648



Row Labels	Sum of GENERAL FUND'S UNASSIGNED/ASSIGNED FUND BALANCE
CRAWFORDVILLE ELEMENTARY SCHOOL	
2019-20	\$ 3,963,069
2020-21	\$ 4,940,229
2021-22	\$ 4,631,121

