

Redmond High School Annual Report – 2021-22

17272 NE 104th St., Redmond, WA 98052
425-936-1800 | rhs.lwsd.org



Principal: Jill VanderVeer
Associate Principals: Trina Gilday, Robert Jones, and Christine McMillan
Mascot: Mustang
Colors: Green and Gold

of students, October 2021: 2,187
of teachers: 119
Teachers with at least a Master's Degree: 63.0%
Student regular attendance rate: 78.1%
4-year graduation rate (class of 2020): 94.7%
5-year graduation rate (class of 2019): 96.3%

District Mission

Each student will graduate prepared to lead a rewarding, responsible life as a contributing member of our community and greater society.

School Mission

The mission of Redmond High School is to cultivate the potential and celebrate the strengths in each student, to help every student welcome challenges and use them as a catalyst for growth, and to prepare all students to embrace their role as members of their local and global community.

School Funding

District General Fund Budget: \$504.1 million
District Per Pupil Expenditure: \$16,464.65 per pupil
Building Budget for this school: \$725,634

School Description

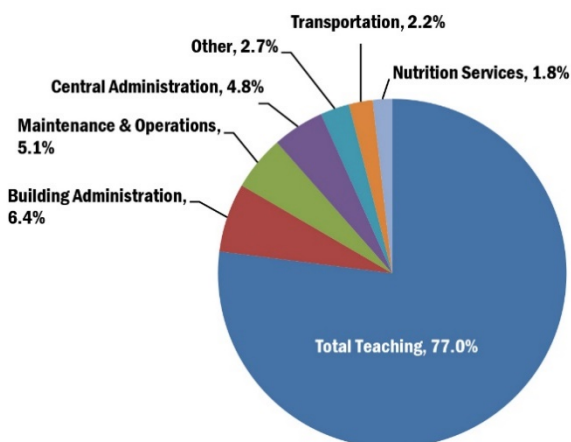
Redmond High School believes in helping all students to feel prepared and empowered. We strive to do this through thoughtful and intentional collaboration between students, teachers, and families, as we build shared expectations and values for activities, athletics, and academics.

We encourage our students to be leaders and advocates; we encourage them to think critically, and we encourage them to care for themselves, others, and the world we share.

Redmond High School has a rich history and a strong sense of community. We take pride in the hard work and achievements of our students and staff. Our school culture is based on the pillars of Honor, Excellence, Respect, and Diversity, and we proudly display our motto: One Herd, One Home.

2021-22 District Expenditures

Where does the money go?

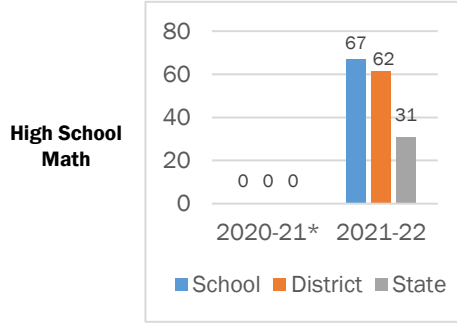
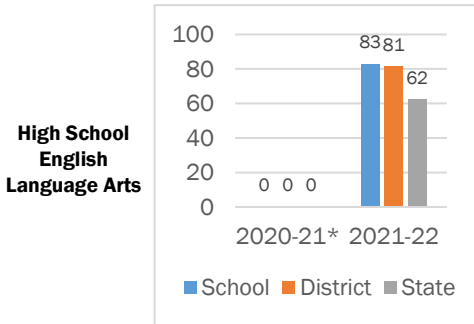


2021-22 School Goals

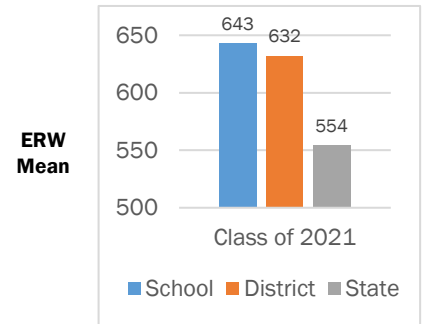
- State Assessment, Reading: Increase the percentage of students meeting standard from 89.1% to 93%
- State assessment, Math: Increase the percentage of students meeting standard from 76.5% to 80%
- Biology End of Course: Increase the percentage of students meeting standard on the WCAS from 15.4% to 40%
- Achievement gap: By June 2019, increase the percentage of ELL students meeting or exceeding standard on the SBA Math from 5.0% to 25%, and from 28.6% to 50% on the SBA ELA.
- On-Track Credits: By June 2019, increase the percentage of students with on-track credits at the end of the 9th grade from 84.8% to 92%, and the 10th grade from 79.9% to 88%.
- College & Career Readiness: 95% of students will have met completion of their HSBP requirement by June 2019.
- School Effectiveness: By June 2019, improve feedback to staff as measured by the Nine Characteristics Survey from a 2.42 to 3.1; and improve student discipline follow up to staff from not having a tracking system to using a tracking with 100% follow up.
- Attendance: Decrease the number of students with a BECCA Truancy petition filed from 48 to 38
- Discipline: By June 2019, reduce number of low-level classroom referrals and improve performance and reduce absenteeism among a subgroup of 21 students to 13 students

State Assessment Results

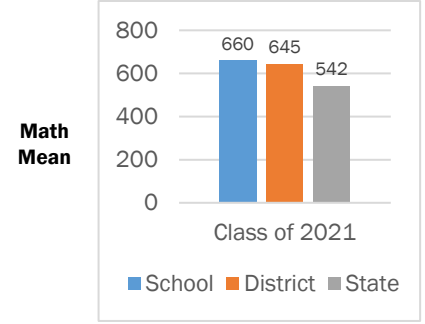
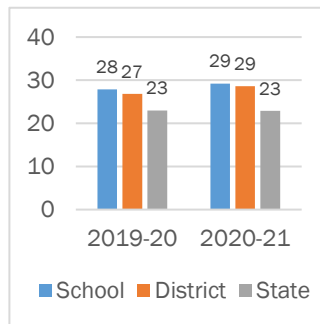
Smarter Balanced Assessment (SBA)+



SAT**

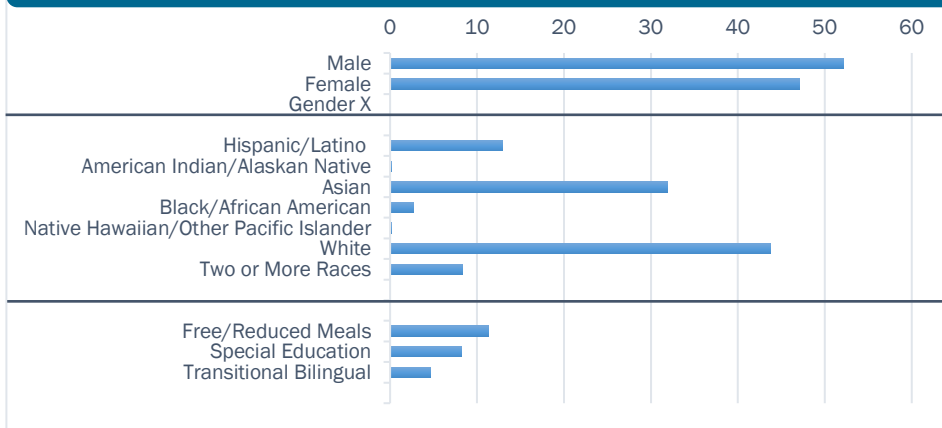


ACT**



*No State Assessments occurred in Spring 2021 due to COVID-19

Student Demographics



+Smarter Balanced Assessment is a Washington state standardized exam. Scores represent percentage of students who met the standards. Students who did not take the test were counted as not meeting standard.

*Scores are suppressed when groups are so small that the information could potentially be used to identify or derive information about individual students. Many 11th grade students refused to take the test: they may have already met graduation requirements through passing the old state tests in 10th grade.

**The Scholastic Aptitude Test (SAT) and the American College Test (ACT) are required by many colleges and universities for admission. Students elect to take these tests. A new SAT was given starting in January 2016. The Reading and Writing sections have been consolidated and now make up "Evidence-Based Reading and Writing" (ERW). As a result, the previous year's data is no longer comparable.

To view state test scores by demographic group, please visit: <http://reportcard.ospi.k12.wa.us>. Select Lake Washington School District_Redmond High.

Invitation to Participate

One of Lake Washington School District's Strategic Plan Goals is Community Engagement. Families and community members are encouraged to participate in our school. Volunteers are trained and work in a variety of positions. To get involved, call our school office.

School Building

Our school facilities are available for public use by contacting our school office.

Building Condition Assessment: Fair

The Building Condition Assessment represents an overall permanent building condition assessment. It is conducted by a third party in accordance with the state's Asset Preservation Program.