


Timberline Middle School Annual Report – 2021-22

9900 Redmond Ridge Dr NE, Redmond, WA 98053
425-936-2820 | tms.lwsd.org



Principal: Heidi Paul
Associate Principal: Jonathan Glass
Mascot: Timberwolves
Colors: Green, Black, and White

of students, October 2021: 779
of teachers: 46
Teachers with at least a Master's Degree: 52.2%
Student regular attendance rate: 90.7%

District Mission

Each student will graduate prepared to lead a rewarding, responsible life as a contributing member of our community and greater society.

School Mission

We nurture rigorous academic achievement of ALL students through individualized instruction, character development, and service-based learning experiences

School Funding

District General Fund Budget: \$501.4 million
District Per Pupil Expenditure: \$16,464.65 per pupil
Building Budget for this school: \$174,049

School Description

Timberline Middle School is located in the city of Redmond, just off of Novelty Hill Road, in the area known as Redmond Ridge. The school is comprised of 780 middle school students, 44 certificated staff members, 2 counselors, 3 administrators, and 16 classified staff members. The Quest Program is housed within the middle school, supports 150 students, and includes programs for 6th grade math and language arts, social studies, and science for grades 6-8. Following 6th grade math assessments given in the spring, additional math placement for students grades 7-8 includes grade level math, algebra, and geometry. The racial demographic includes 3% African American students, 6% of students identifying as two or more races, 10% Hispanic students, 45% Asian/Indian students, and 36% Caucasian students. In addition, special education students represent 10% of the student population and 41 different family languages are spoken. Timberline Middle School students navigate rigorous instruction while maintaining a school average of a 3.5 GPA in the area of literacy and 3.6 GPA in the area of math.

2021-22 School Goals

Grades 6-8 English Language Arts (ELA): 90%* of students at standard

Grades 6-8 Math: 87%* of students at standard

Grade 8 science: 87%* students at standard

Achievement gap: 88%* of students passing SBA tests and earning passing (or better grades in core subjects).

College & Career Readiness: We strive to create influential global citizens who apply academic knowledge in response to the needs of the community and who nurture positive connection to the world around them.

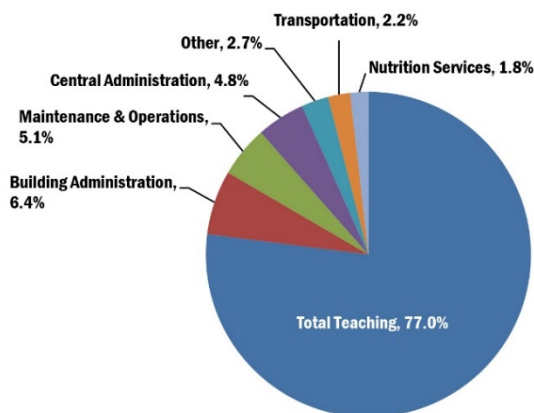
School Effectiveness Results:

- 95% Clear and shared focus
- 94% high expectations for all students
- 85% community and family engagement
- 92% effective leadership
- 88% professional development

Attendance: 94% regular attendance

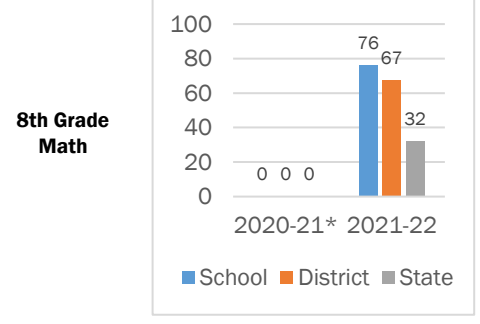
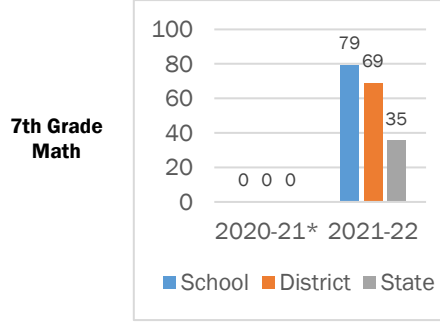
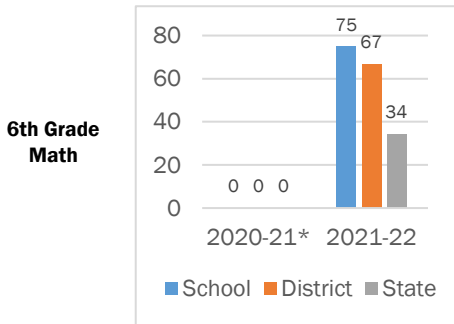
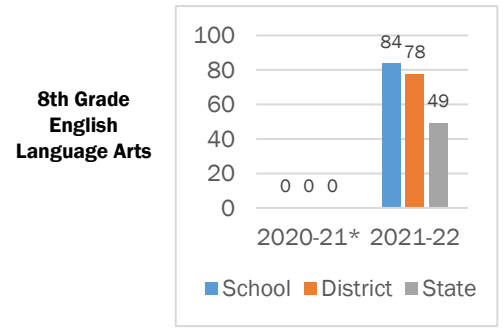
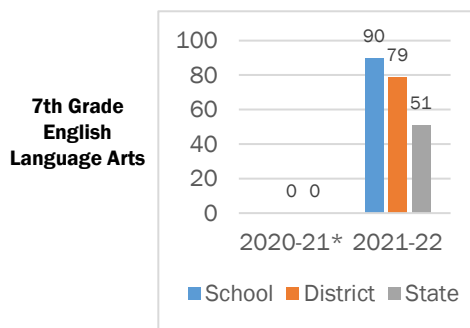
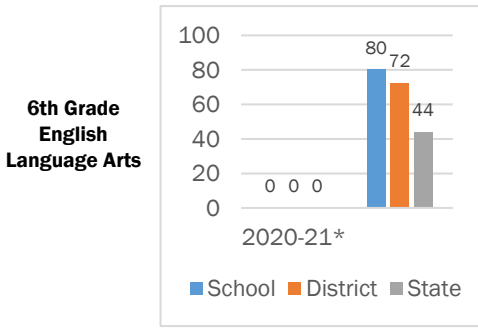
2021-22 District Expenditures

Where does the money go?



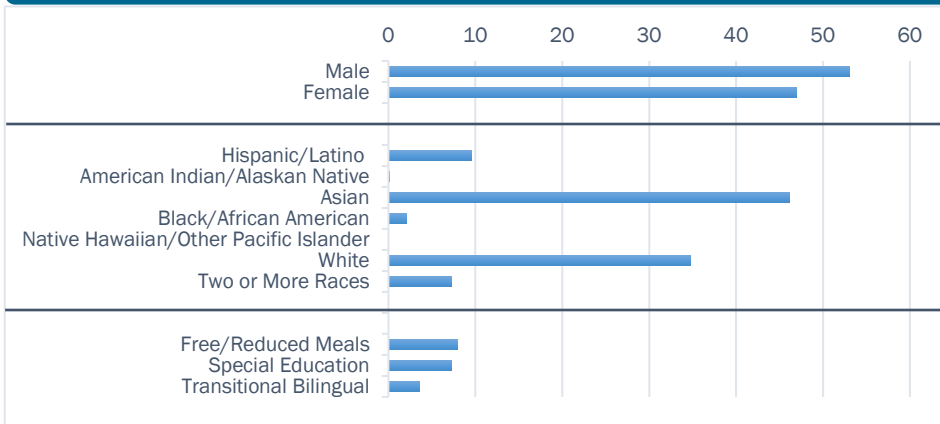
State Assessment Results

Smarter Balanced Assessment (SBA)



*No State Assessments occurred in Spring 2021 due to COVID-19

Student Demographics



School Building

Our school facilities are available for public use by contacting our school office.

Building Condition Assessment: Excellent

The Building Condition Assessment represents an overall permanent building condition assessment. It is conducted by a third party in accordance with the state's Asset Preservation Program.

Invitation to Participate

One of Lake Washington School District's Strategic Plan Goals is Community Engagement. Families and community members are encouraged to participate in our school. Volunteers are trained and work in a variety of positions. To get involved, call our school office.