

Wilder Elementary Annual Report – 2021-22

22130 NE 133rd St., Woodinville, WA 98077
425-936-2740 | wilder.lwsd.org



Principal: Steve Roetcisoender
Associate Principal: Delia Villanueva
Mascot: Wolves
Colors: Blue and White

of students, October 2021: 341
of teachers: 30
Teachers with at least a Master's Degree: 66.7%
Student regular attendance rate: 95.1%

District Mission

Each student will graduate prepared to lead a rewarding, responsible life as a contributing member of our community and greater society.

School Mission

Every learner a Powerful Mathematician, Effective Writer, Responsible Citizen and Confident Reader (PERC).

School Funding

District General Fund Budget: \$501.4 million
District Per Pupil Expenditure: \$16,464.65 per pupil
Building Budget for this school: \$76,606

School Description

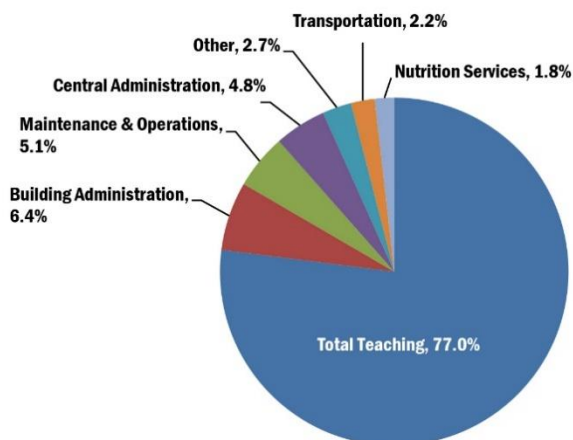
Above the main entrance to Wilder is a beautiful stained glass window, which incorporates color and design with our school mission statement. As a staff, we feel our motto helps us to do our part in accomplishing both the Lake Washington School District mission and vision.

The District student profile calls on us to provide learning environments in which Connection, Value and Challenge are part of a student's experience. For us, this means we strive to provide integrated learning experiences for students. We get to know each student on an individual basis. We strive to engage students actively in their learning in classrooms where every student knows they are safe and respected. We teach a rigorous curriculum.

PTSA enrichment programs continue to compliment the work of our teachers.

2021-22 District Expenditures

Where does the money go?



2021-22 School Goals

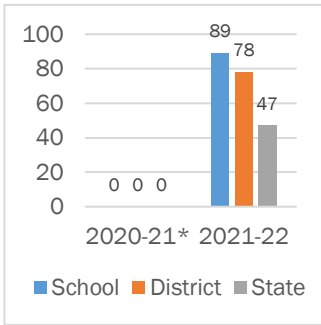
Teachers examined assessment data to determine school goals. Teachers met to discuss strategies to be used to increase performance in academic areas. Goals are monitored regularly.

- Grades K-2 Reading: 85% of students at standard on the end of year Fastbridge Assessment.
- Grades 3-5 Math: 95% of students will be proficient in math automaticity as measured by the spring 2022 Fastbridge Assessment.
- K-5 Social & Emotional Learning: 90% of all students will report a decrease in challenging feelings, and increase in positive feelings, and feel safe at school as measured by the spring 2022 Panorama Survey.

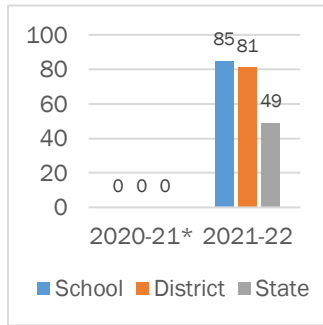
State Assessment Results

Smarter Balanced Assessment (SBA)

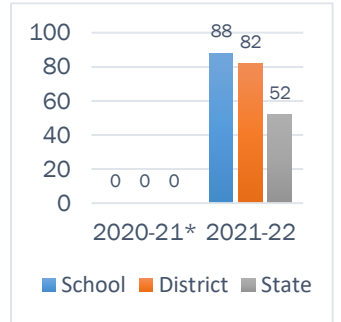
3rd Grade English Language Arts



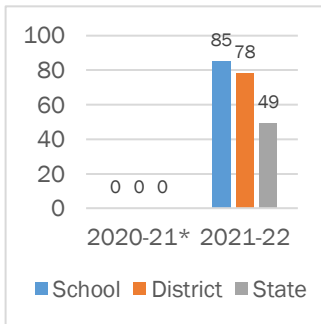
4th Grade English Language Arts



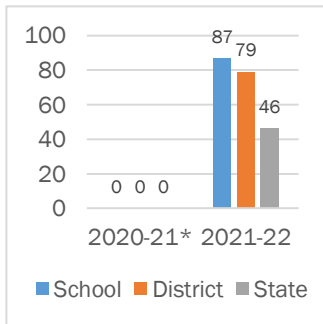
5th Grade English Language Arts



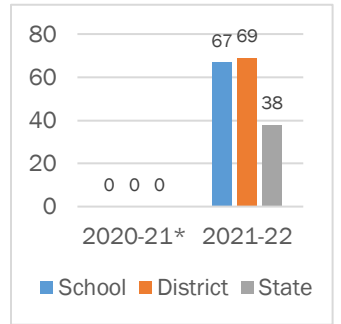
3rd Grade Math



4th Grade Math

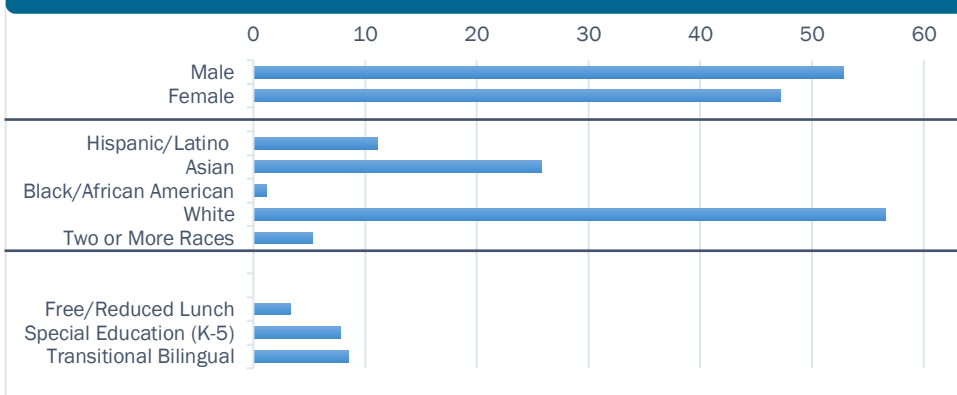


5th Grade Math



*No State Assessments occurred in Spring 2021 due to COVID-19.

Student Demographics



School Building

Our school facilities are available for public use by contacting our school office.

Building Condition Assessment: Fair

The Building Condition Assessment represents an overall permanent building condition assessment. It is conducted by a third party in accordance with the state's Asset Preservation Program.

Invitation to Participate

One of Lake Washington School District's Strategic Plan Goals is Community Engagement. Families and community members are encouraged to participate in our school. Volunteers are trained and work in a variety of positions. To get involved, call our school office.