

Mead Elementary Annual Report – 2021-22

1725 216th Ave. NE, Sammamish, WA 98074
425-936-2630 | mead.lwsd.org



Principal: Sandy Klein
Associate Principal: Charles Jamieson
Mascot: Mustang
Colors: Royal Blue and White

of students, October 2021: 593
of teachers: 47
Teachers with at least a Master's Degree: 61.7%
Student regular attendance rate: 96.2%

District Mission

Each student will graduate prepared to lead a rewarding, responsible life as a contributing member of our community and greater society.

School Mission

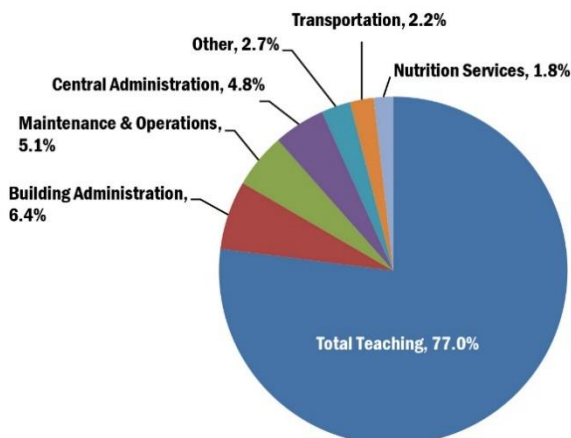
Prepare, Challenge, Inspire.

School Funding

District General Fund Budget: \$501.4 million
District Per Pupil Expenditure: \$16,464.65 per pupil
Building Budget for this school: \$141,679

2021-22 District Expenditures

Where does the money go?



School Description

At Margaret Mead Elementary School, we focus on preparing students to become lifelong learners and successful citizens. We place emphasis on students meeting and exceeding academic standards. We emphasize good citizenship by expecting every student to consistently demonstrate The Mead Way: Making Wise Choices; Expecting our Best; Acting with Kindness; Demonstrating Respect.

To reach the goal of high academic achievement, we teach to the state standards using LWSD curricula. Our classroom instruction subscribes to research based-best practices including clearly defined learning targets and frequent feedback. Our staff works in Professional Learning Communities – teams of teachers working collaboratively to best support student learning and teaching practice. Our students demonstrate high achievement with more than 80% of students demonstrating at standard or higher scores on state assessments.

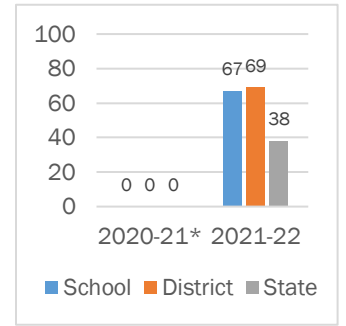
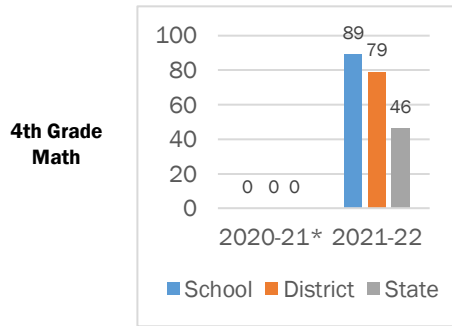
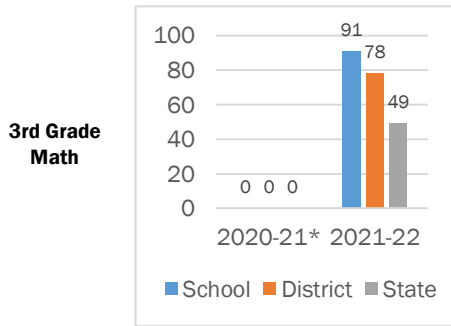
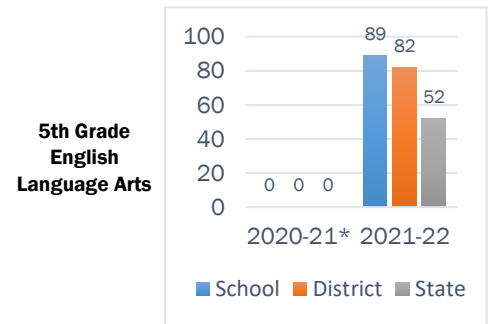
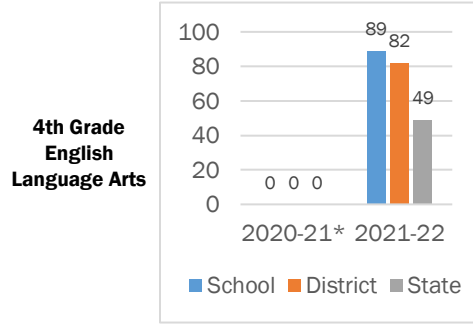
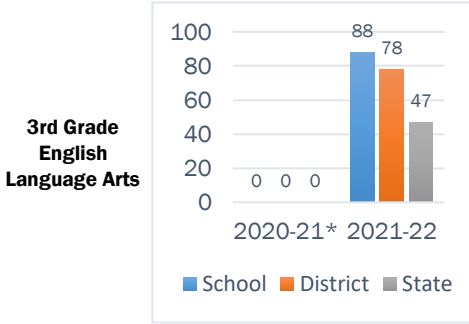
2021-22 School Goals

Teachers examined DIBELS, SBA and MSP assessment results individually, as teams and as a staff to discern goal areas. Teams reviewed scores for their classrooms as well as for their cohort. Based on assessment data, areas of focus were determined.

- Grades K-2 Literacy: 94% of students at standard on end of year DIBELS
- Grades 3-5 English Language Arts: 86% at standard
- Grades 3-5 Math: 82% at standard
- Grade 5 science: 88% at standard
- Achievement gap: 49% of students scoring below standard on the 2017 SBA ELA test or beginning of year DIBELS will move up one level of proficiency on spring assessments
- School Effectiveness: Increase agreement from 69% agree mostly or completely to 80% agree mostly or completely in the area of "Professional development activities are consistent with school goals."
- Attendance: By June 2019, the number of students Chronically Absent will decrease from 38 students to 20 students.
- Discipline: Reduction in the number of students "Making it Right Plans" for the same behavior from 205 to 200(or less) during 2018-19 school year.

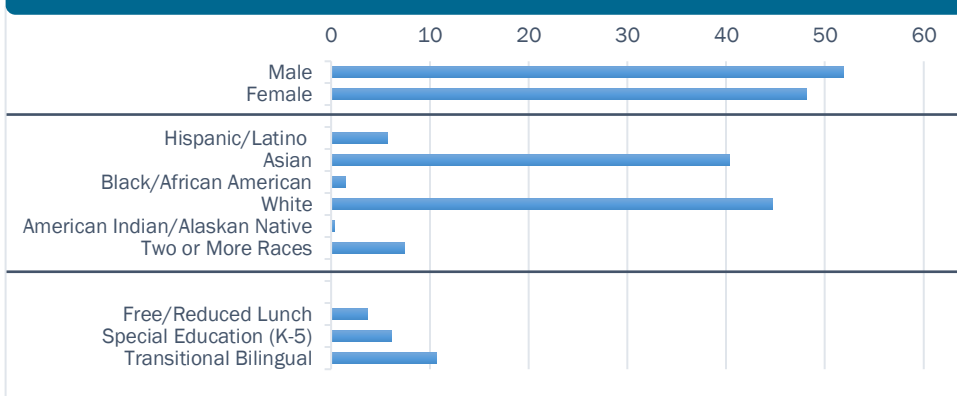
State Assessment Results

Smarter Balanced Assessment (SBA)



*No State Assessments occurred in Spring 2021 due to COVID-19.

Student Demographics



School Building

Our school facilities are available for public use by contacting our school office.

Building Condition Assessment: Excellent

The Building Condition Assessment represents an overall permanent building condition assessment. It is conducted by a third party in accordance with the state's Asset Preservation Program.

Invitation to Participate

One of Lake Washington School District's Strategic Plan Goals is Community Engagement. Families and community members are encouraged to participate in our school. Volunteers are trained and work in a variety of positions. To get involved, call our school office.