






“Try at Home Tips”



Try these ideas at home to practice your child's skills.

<p>Phonemic Awareness: Hearing sounds in words</p> 	<p>Try at Home Activity: Doggie, Doggie, Where's My Bone</p> <ul style="list-style-type: none">• Draw a picture of a dog and draw lines to split it into three parts.• Draw or cut three bones.• Say a word with three sounds, such as “dog”.• Ask your child where they hear the “Guh” sound.• The child takes the bone and places it on the dog's tail.• Ask your child where they hear the “Duh” sound.• The child places the bone on the dog's head.• Ask your child where they hear the “O” (“ah”) sound.• The child places the bone on the dog's middle.• Repeat with other three letter words.
<p>Phonics: Putting letters together to make words.</p> 	<p>Try at Home Activity: Letter Substitution and Addition</p> <ul style="list-style-type: none">• Use word cards or letter magnets to make a three letter word, such as “cop”.• Have your child sound out the word.• Swap out the middle letter to a “U” to make a new word. Have your child sound out the new word “cup”.• Swap out the middle letter again to an “A” to make a new word. Have your child sound out the new word “cap”.• Practice with a variety of three letter words.• For older students, try adding letters to make a new word. <p style="text-align: center;">cap can become cape cape can become tape tape can become gape gape can become grape</p>
<p>Fluency: Reading text accurately, fluently and with expression.</p> 	<p>Try at Home Activity: Fluency Phrases</p> <ul style="list-style-type: none">• Look online for fluency phrases. Google Fry's fluency phrases or try one of these links :https://www.pcsb.org/domain/5021 www.readingresource.net/support-files/shortfluencyphrases.pdf• Write them on slips of paper or index cards.• Time your child for one minute to see how many phrases he or she can read in one minute.• Try it again with the same phrases to see if your child can read more phrases in one minute.• When your child is familiar with the phrases, see how long it takes to read all of the phrases. Try again a second time to beat the time from the first attempt.

Vocabulary: Knowledge of words and their meanings



Try at Home Activity 1: Cubing

- Start with a list of 6 words your child is studying in school. Or look at some of the words on these sites:
<https://www.sealyisd.com/common/pages/DisplayFile.aspx?itemId=2339209>
- <https://www.greatschools.org/gk/articles/vocabulary-words-for-1st-through-12th-graders/>
- Roll one die to determine which word to study. Rolling a 1, means you'll study the first word.
- Roll the second die to determine how you'll explain the word.
 - Roll 1 = Describe or explain the word
 - Roll 2 = Use the word in a sentence
 - Roll 3 = Draw a picture to show the word
 - Roll 4 = Give an example
 - Roll 5 = Provide a synonym (word that means the same)
 - Roll 6 = Act it out

Try at Home Activity 2: Draw a Word's Meaning

- Draw the actual item
- Draw an object to represent the term
- Draw an example
- Draw a symbol to represent the term
- Dramatize or act out the term

Comprehension:
Understanding what you are reading



Who? What?
When? Where?
Why? How?

Try at Home Activity 1: Discuss Connections

When reading with your child, encourage him or her to make connections by asking these questions:

- Have you ever read anything like this before? Does this story remind you of another one you've read? (**text-to-text** connection)
- Have you ever seen anything like this? Is there anything like this going on in our world? (making a **text-to-world** connection)
- Has anything like this ever happened to you? Does this story remind you of an experience you or one of your family or friends have had? (making a **text-to-self** connection)

Try at Home Activity 2: Asking Questions

When reading with your child, encourage him or her to recall what he or she has read by asking these questions:

- Who is the story about?
- Where is the story or events taking place?
- When does the story or event occur?
- What happened in the beginning, middle or end?
- What is the first thing that happened? The last?
- Why did something happen? What made it happen?
- What is the problem in the story? How might it be solved?

