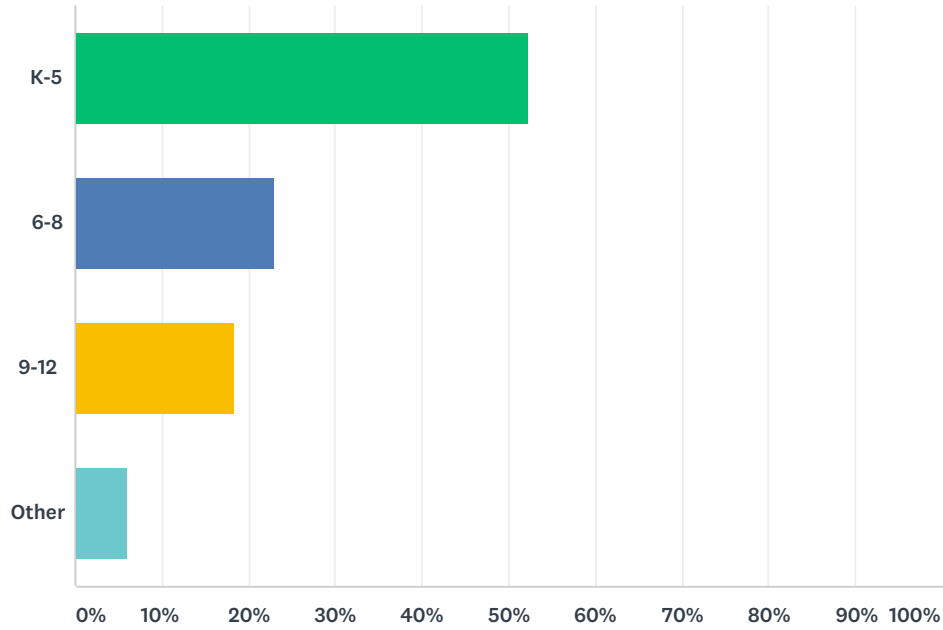


2018-2019
Eastern Suffolk
BOCES School
Library System
Member Plan
- SLMPE -

Q4 Best grade level range:

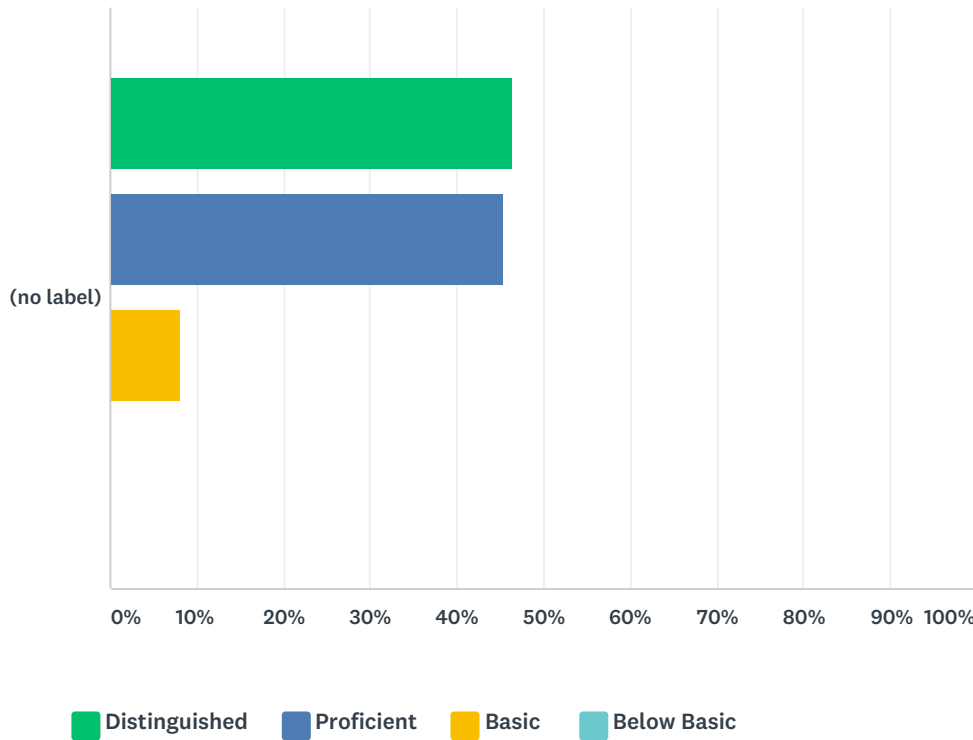
Answered: 130 Skipped: 0



ANSWER CHOICES	RESPONSES	
K-5	52.31%	68
6-8	23.08%	30
9-12	18.46%	24
Other	6.15%	8
TOTAL		130

Q5 Instructional Design - Students acquire, evaluate, and use information effectively through instructional strategies designed to meet learner needs

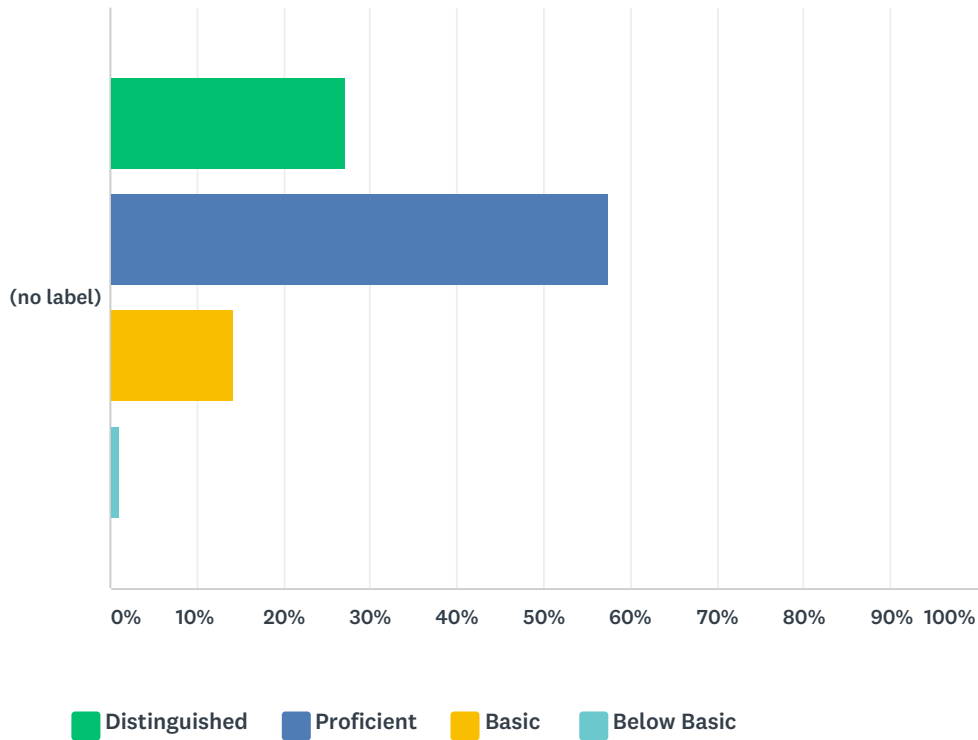
Answered: 99 Skipped: 31



	DISTINGUISHED	PROFICIENT	BASIC	BELOW BASIC	TOTAL	WEIGHTED AVERAGE
(no label)	46.46%	45.45%	8.08%	0.00%	99	3.38
	46	45	8	0		

Q6 Collaborative Planning - Students are encouraged to become lifelong learners through the collaboration and coordination of the library media program with classrooms and the community

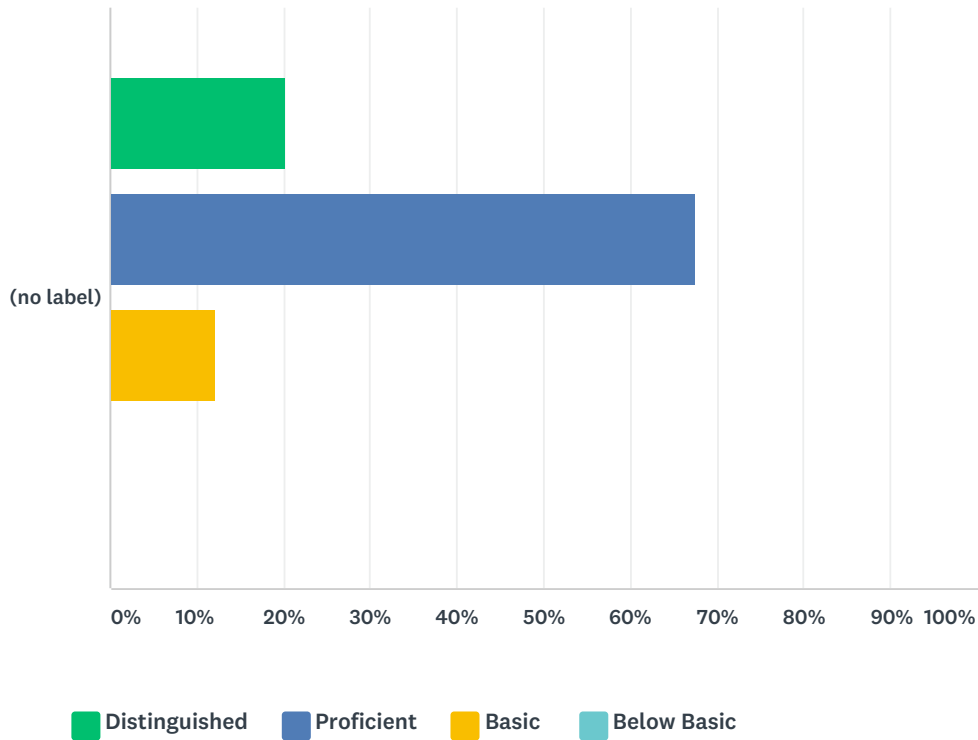
Answered: 99 Skipped: 31



	DISTINGUISHED	PROFICIENT	BASIC	BELOW BASIC	TOTAL	WEIGHTED AVERAGE
(no label)	27.27%	57.58%	14.14%	1.01%	99	3.11
	27	57	14	1		

Q7 Information Literacy - Students practice critical thinking, know when information is needed, locate, evaluate, and use information effectively, and ask questions about its validity

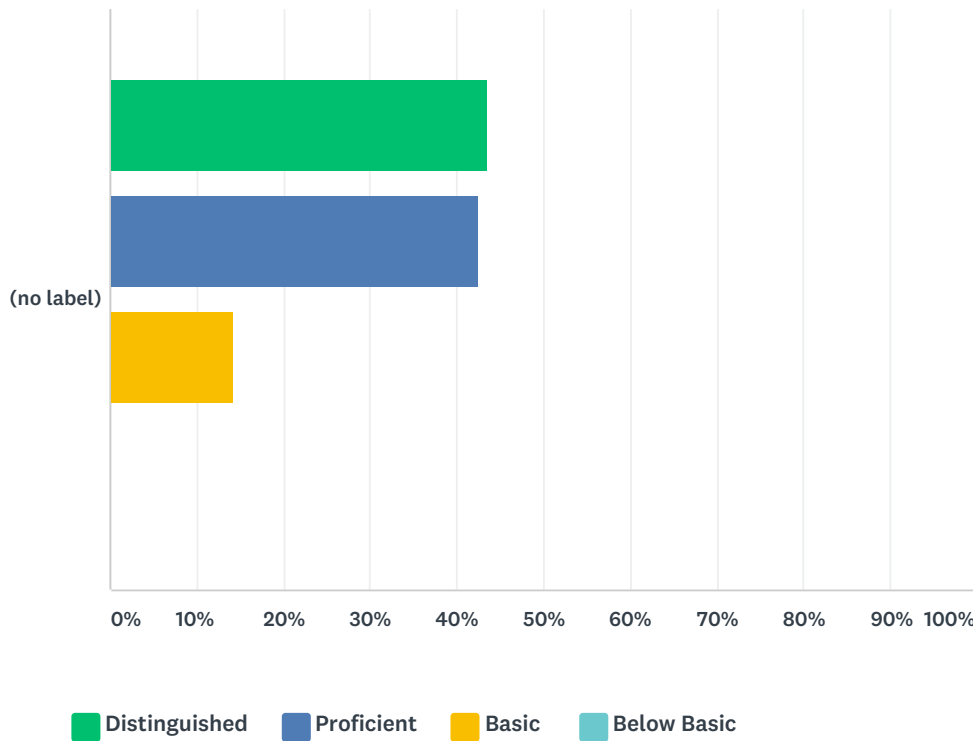
Answered: 99 Skipped: 31



	DISTINGUISHED	PROFICIENT	BASIC	BELOW BASIC	TOTAL	WEIGHTED AVERAGE
(no label)	20.20%	67.68%	12.12%	0.00%	99	3.08
	20	67	12	0		

Q8 Reading - Students have high levels of reading literacy and become independent, life-long reader

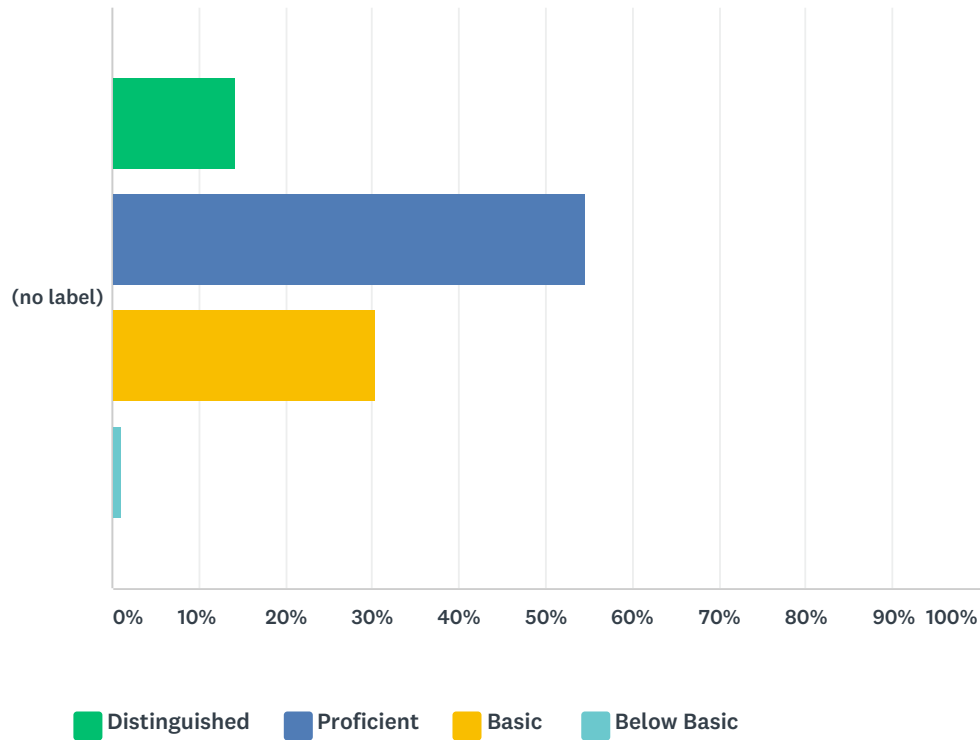
Answered: 99 Skipped: 31



	DISTINGUISHED	PROFICIENT	BASIC	BELOW BASIC	TOTAL	WEIGHTED AVERAGE
(no label)	43.43% 43	42.42% 42	14.14% 14	0.00% 0	99	3.29

Q9 Assessment for Learning - Student learning is assessed in the library media program in collaboration with classroom teachers, utilizing data analysis and Standards

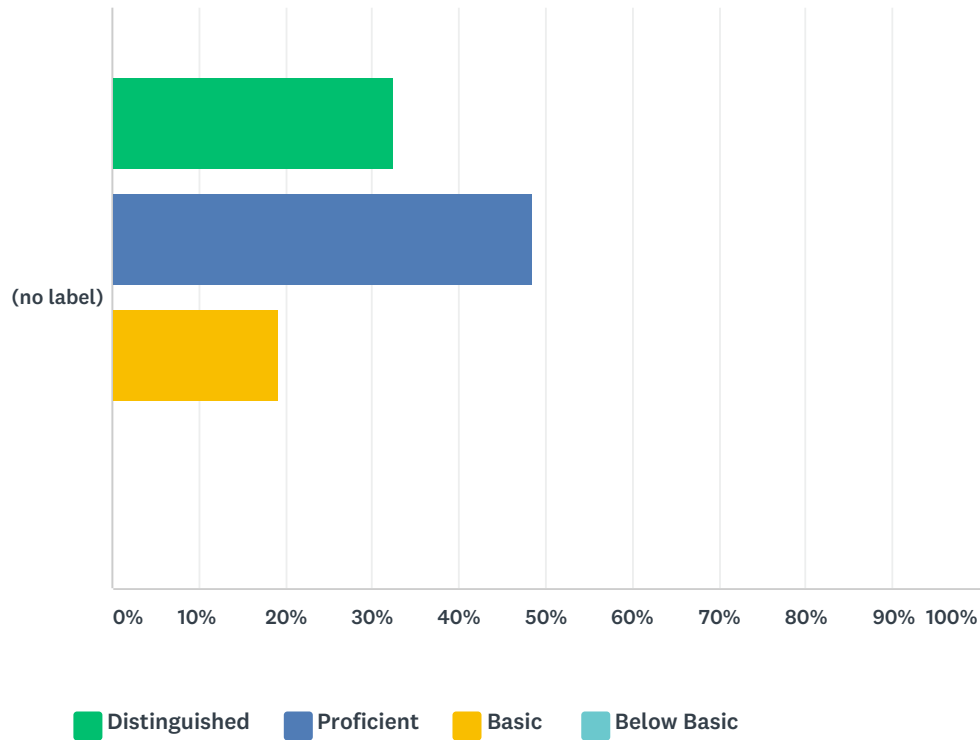
Answered: 99 Skipped: 31



	DISTINGUISHED	PROFICIENT	BASIC	BELOW BASIC	TOTAL	WEIGHTED AVERAGE
(no label)	14.14%	54.55%	30.30%	1.01%	99	2.82
	14	54	30	1		

Q10 Teaching for Diverse Learning Needs - All students have access to the curriculum, and the library media program ensures that every student makes progress regardless of learning style or needs

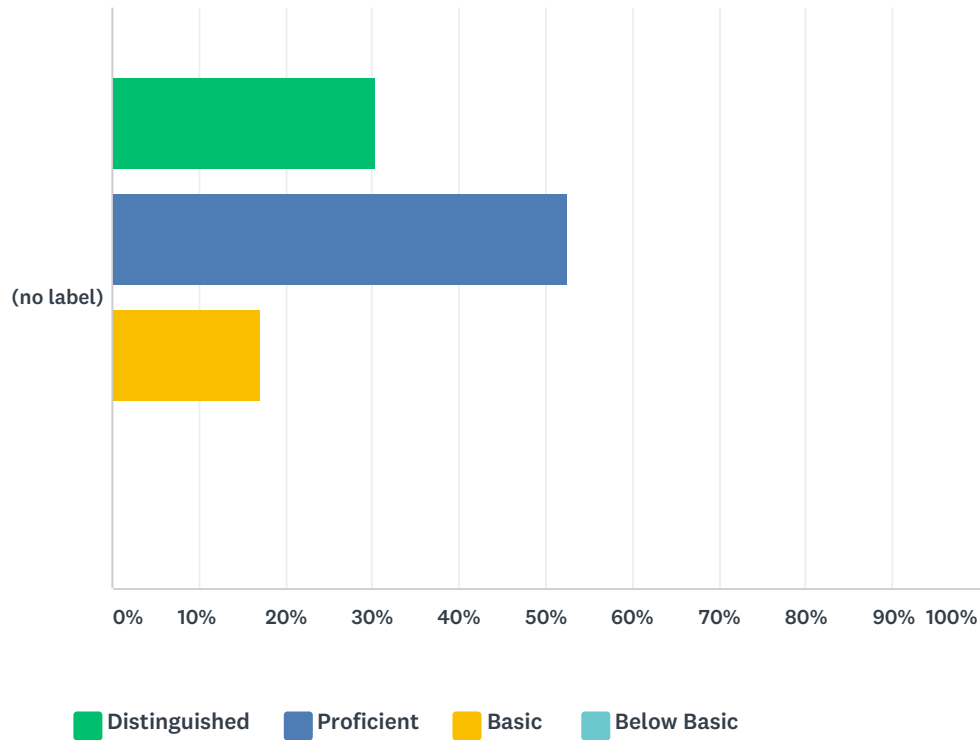
Answered: 99 Skipped: 31



	DISTINGUISHED	PROFICIENT	BASIC	BELOW BASIC	TOTAL	WEIGHTED AVERAGE
(no label)	32.32%	48.48%	19.19%	0.00%	99	3.13
	32	48	19	0		

Q11 Inquiry Learning - Independent learners ask questions, evaluate information to improve understanding, and develop social responsibility and strategies for self assessment

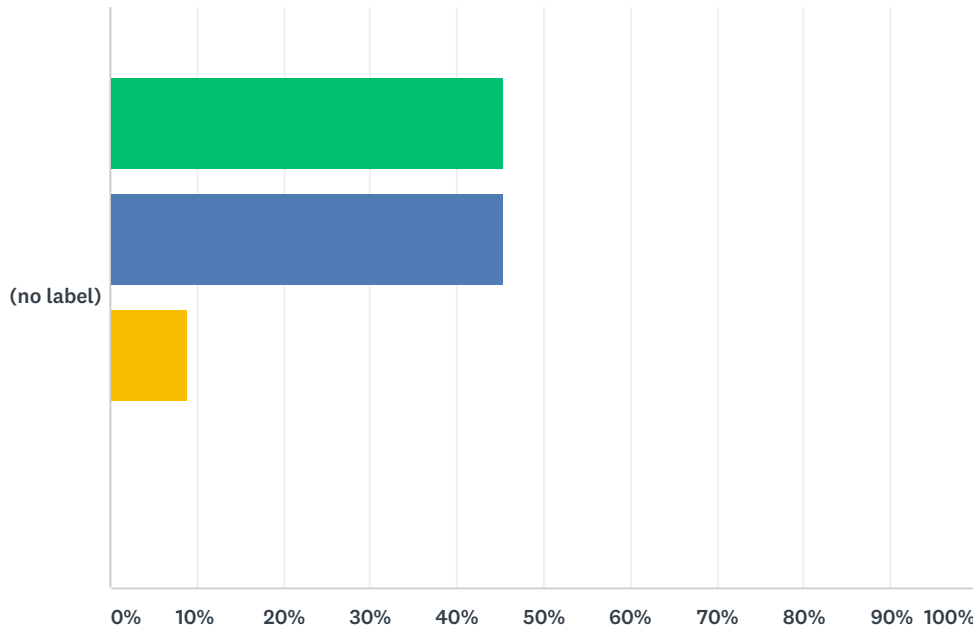
Answered: 99 Skipped: 31



	DISTINGUISHED	PROFICIENT	BASIC	BELOW BASIC	TOTAL	WEIGHTED AVERAGE
(no label)	30.30%	52.53%	17.17%	0.00%	99	3.13
	30	52	17	0		

Q12 Intellectual Freedom - Students achieve intellectual and social development as responsible, contributing members of society

Answered: 99 Skipped: 31

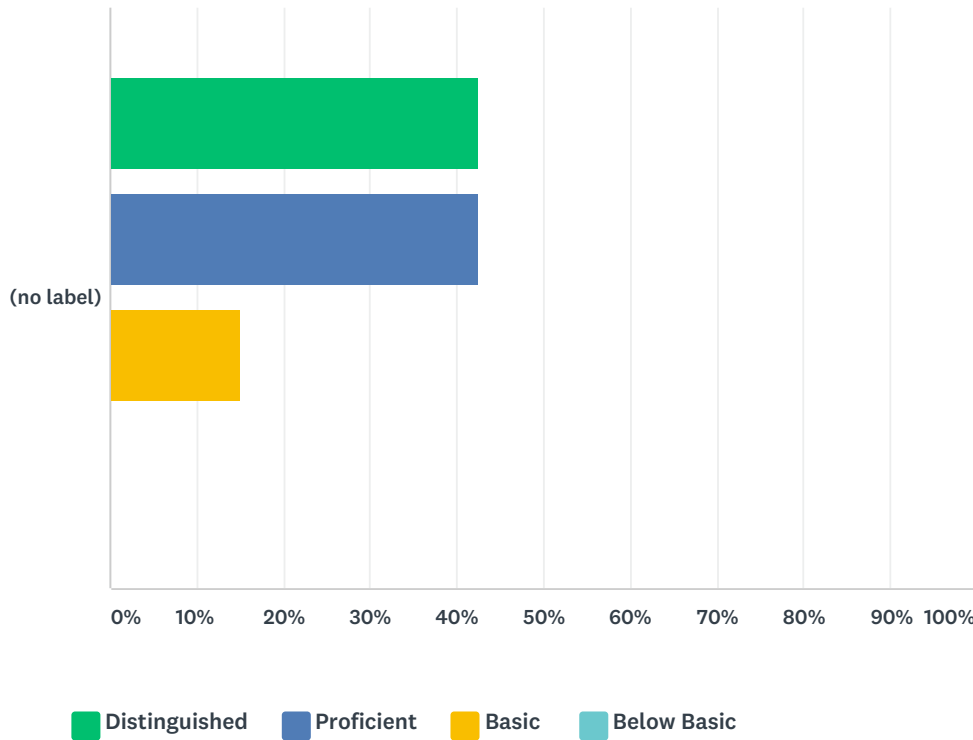


■ Distinguished
 ■ Proficient
 ■ Basic
 ■ Below Basic

	DISTINGUISHED	PROFICIENT	BASIC	BELOW BASIC	TOTAL	WEIGHTED AVERAGE
(no label)	45.45%	45.45%	9.09%	0.00%	99	3.36
	45	45	9	0		

Q13 Social Learning - Students develop skill in sharing knowledge and learning with others both in face-to-face situations and through technology

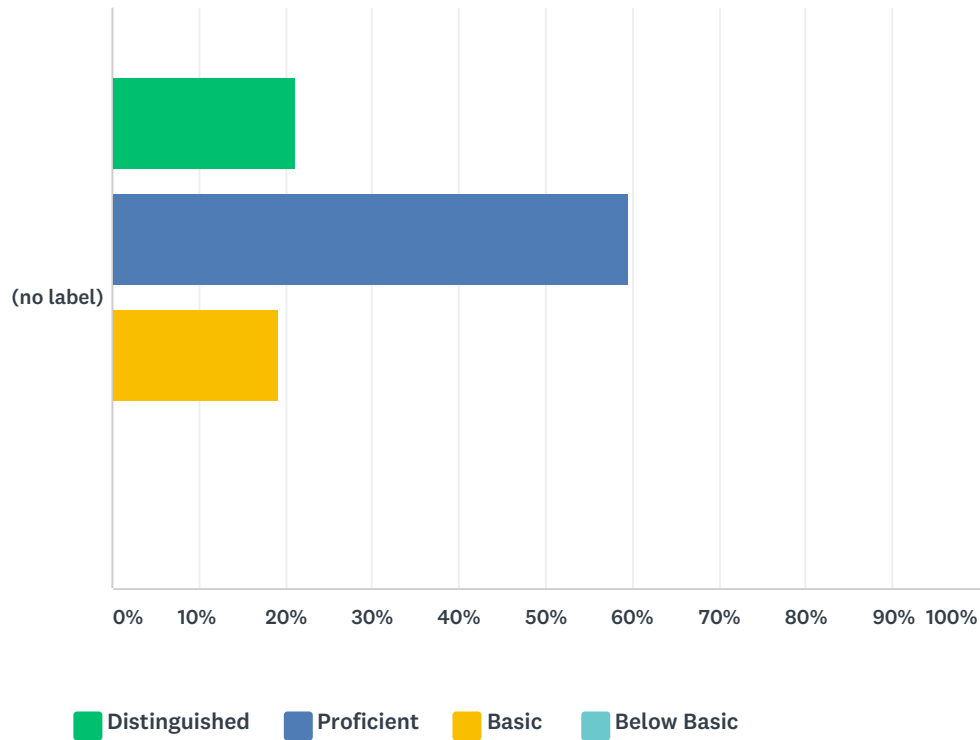
Answered: 99 Skipped: 31



	DISTINGUISHED	PROFICIENT	BASIC	BELOW BASIC	TOTAL	WEIGHTED AVERAGE
(no label)	42.42% 42	42.42% 42	15.15% 15	0.00% 0	99	3.27

Q14 Social Responsibility - Students seek multiple perspectives and use information and ideas expressed in any format in a safe, responsible, and ethical manner

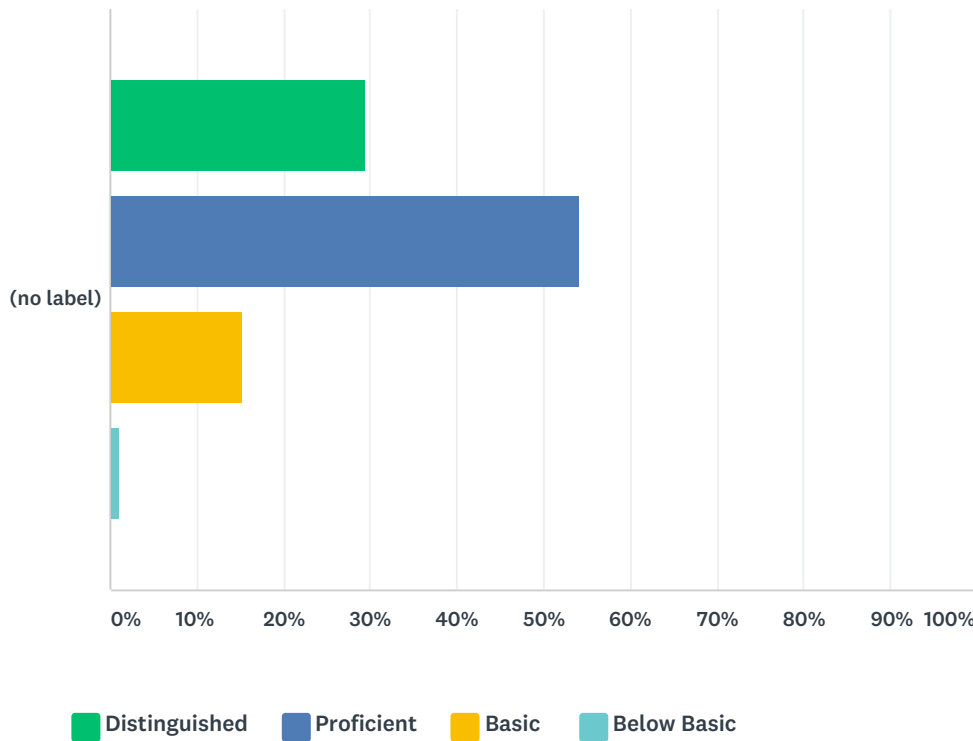
Answered: 99 Skipped: 31



	DISTINGUISHED	PROFICIENT	BASIC	BELOW BASIC	TOTAL	WEIGHTED AVERAGE
(no label)	21.21% 21	59.60% 59	19.19% 19	0.00% 0	99	3.02

Q15 Staffing - Student learning is increased through access to certified library media specialists and well qualified support staff

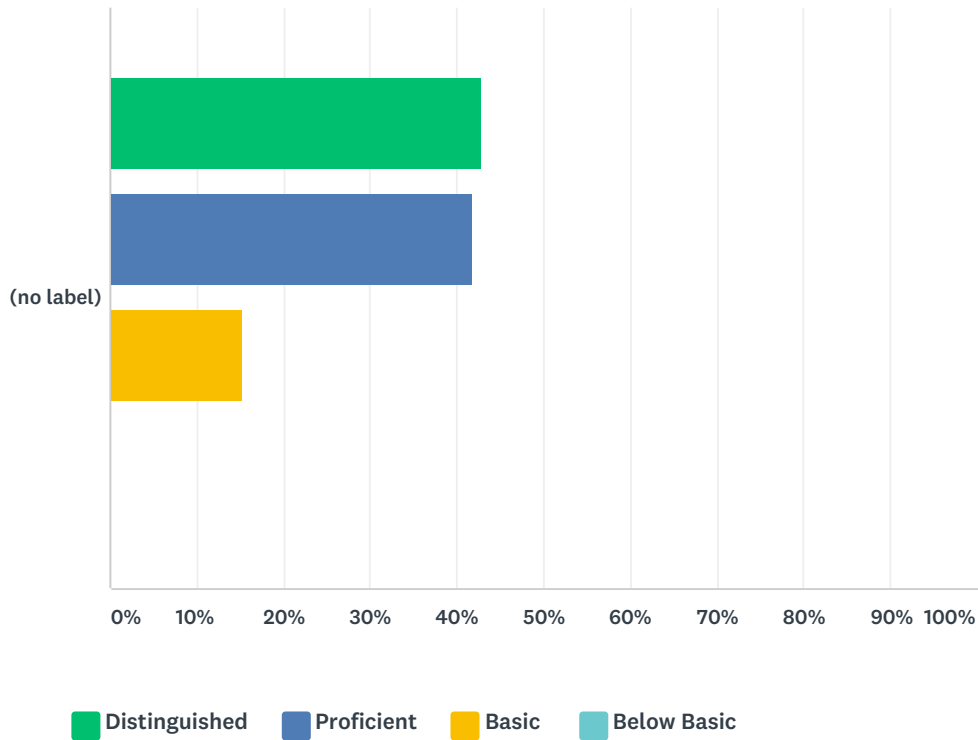
Answered: 98 Skipped: 32



	DISTINGUISHED	PROFICIENT	BASIC	BELOW BASIC	TOTAL	WEIGHTED AVERAGE
(no label)	29.59%	54.08%	15.31%	1.02%	98	3.12
	29	53	15	1		

Q16 Professional Development - Student achievement is increased through professional development and improvements in knowledge and skill

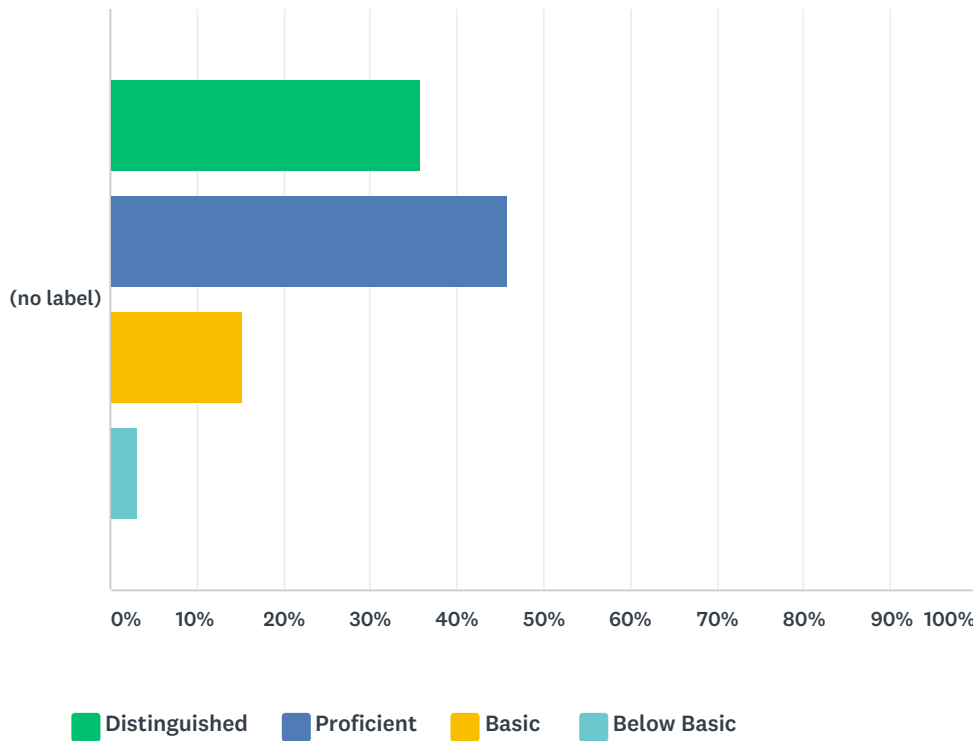
Answered: 98 Skipped: 32



	DISTINGUISHED	PROFICIENT	BASIC	BELOW BASIC	TOTAL	WEIGHTED AVERAGE
(no label)	42.86% 42	41.84% 41	15.31% 15	0.00% 0	98	3.28

Q17 Resources and Materials - Student needs for learning resources are met through well developed collections of materials in a variety of formats

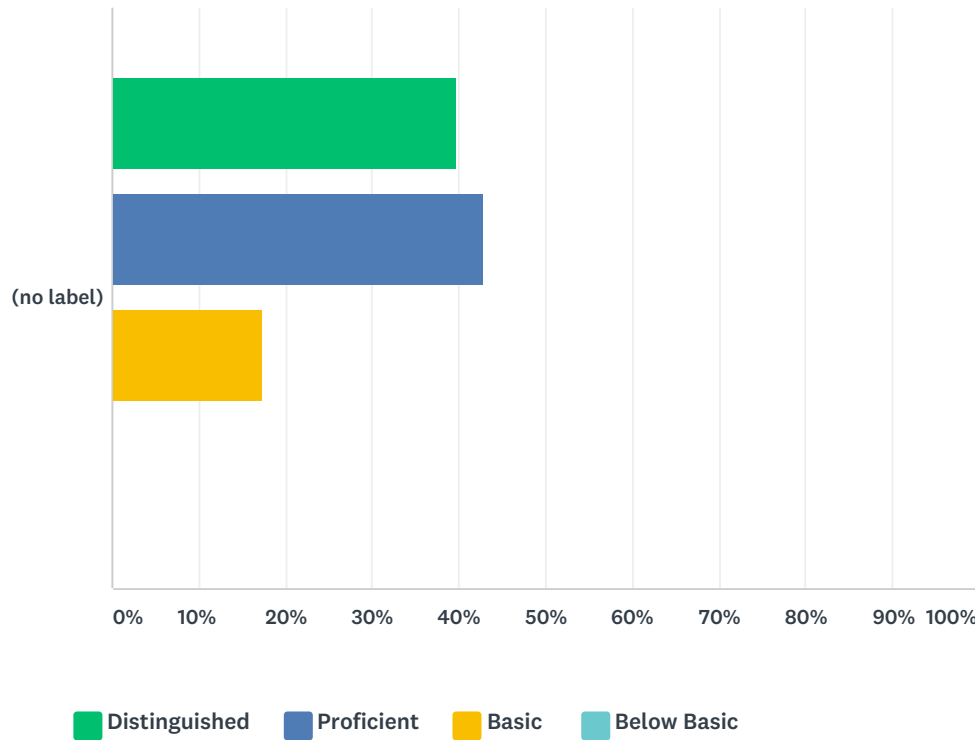
Answered: 98 Skipped: 32



	DISTINGUISHED	PROFICIENT	BASIC	BELOW BASIC	TOTAL	WEIGHTED AVERAGE
(no label)	35.71% 35	45.92% 45	15.31% 15	3.06% 3	98	3.14

Q18 Resource Sharing - Cooperative relations improve library media program services and provide better access for students to information, knowledge and learning

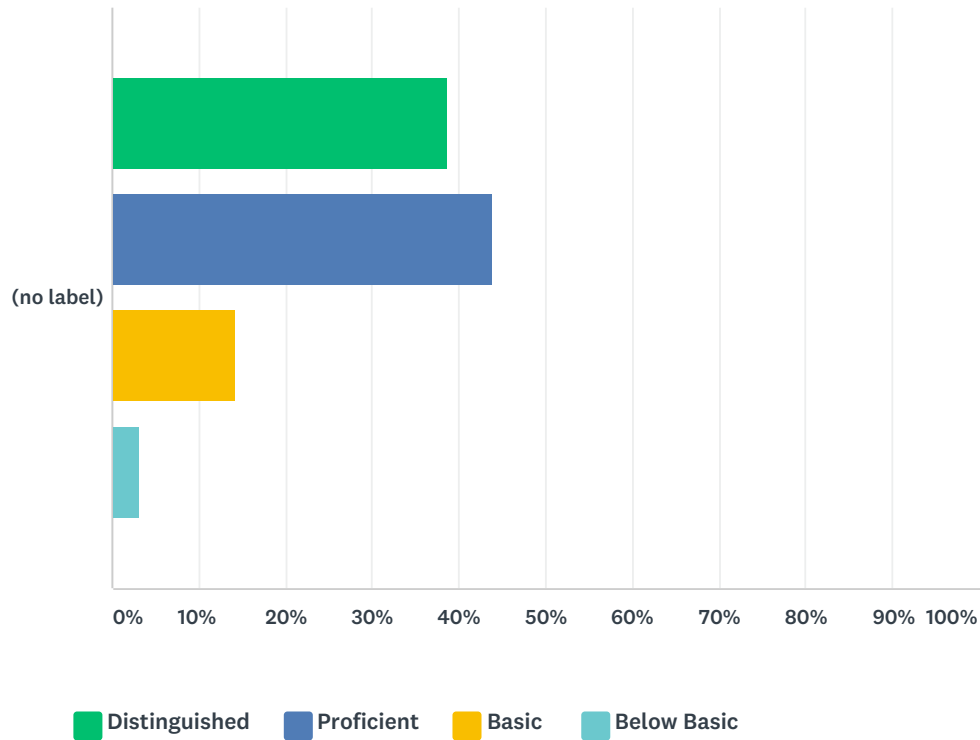
Answered: 98 Skipped: 32



	DISTINGUISHED	PROFICIENT	BASIC	BELOW BASIC	TOTAL	WEIGHTED AVERAGE
(no label)	39.80% 39	42.86% 42	17.35% 17	0.00% 0	98	3.22

Q19 Equitable Access - Students have flexible and equitable access to resources that support their academic and personal learning and meet diverse learning needs

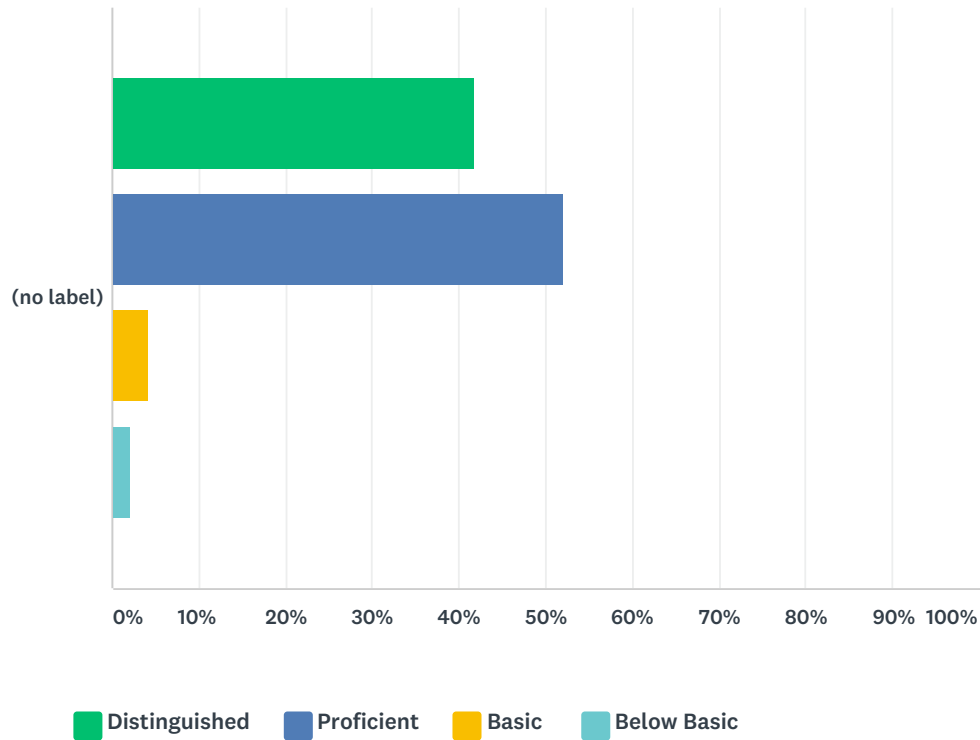
Answered: 98 Skipped: 32



	DISTINGUISHED	PROFICIENT	BASIC	BELOW BASIC	TOTAL	WEIGHTED AVERAGE
(no label)	38.78% 38	43.88% 43	14.29% 14	3.06% 3	98	3.18

Q20 Educational Technology - Technologies to impact student achievement are integrated into teaching and learning through the library media program

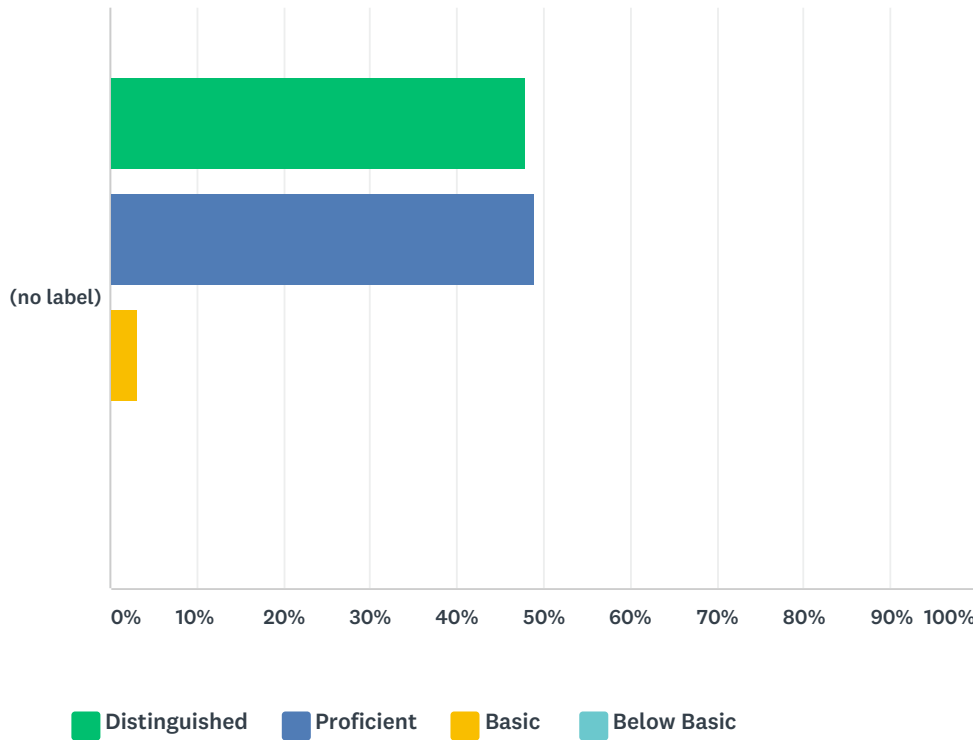
Answered: 98 Skipped: 32



	DISTINGUISHED	PROFICIENT	BASIC	BELOW BASIC	TOTAL	WEIGHTED AVERAGE
(no label)	41.84%	52.04%	4.08%	2.04%	98	3.34
	41	51	4	2		

Q21 Climate Conducive to Learning - Students seek opportunities to visit the library media center; library atmosphere invites all to explore, read and learn; provisions for diverse student needs are met

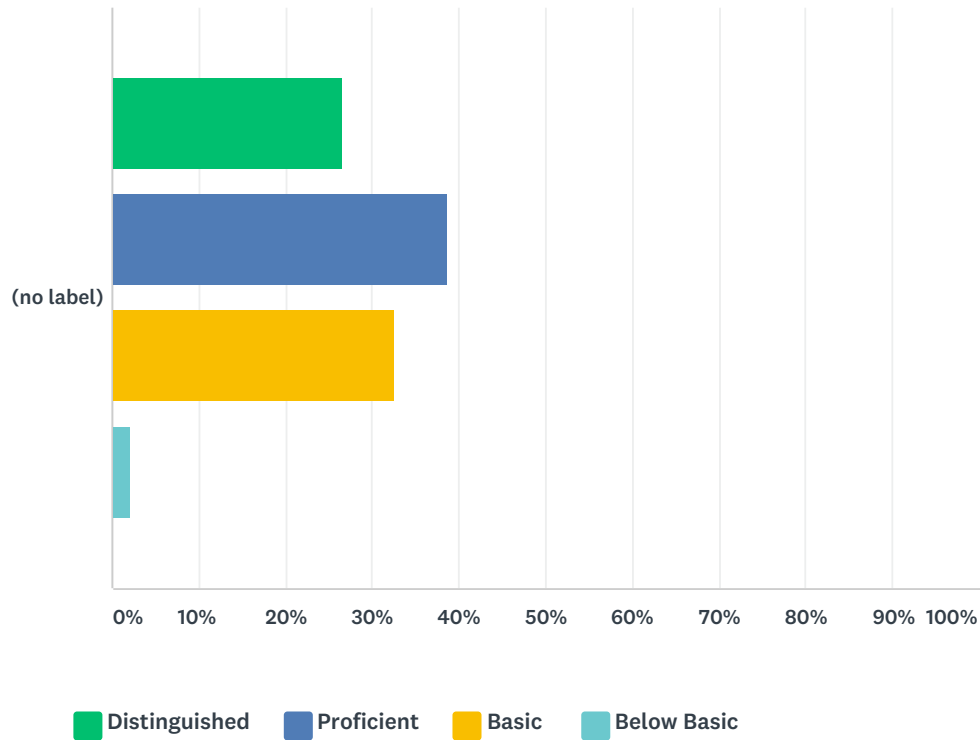
Answered: 98 Skipped: 32



	DISTINGUISHED	PROFICIENT	BASIC	BELOW BASIC	TOTAL	WEIGHTED AVERAGE
(no label)	47.96%	48.98%	3.06%	0.00%	98	3.45
	47	48	3	0		

Q22 Budget - Library media program has adequate, sustained funding to support student needs to attain the learning standards and achieve school mission, goals, and objective

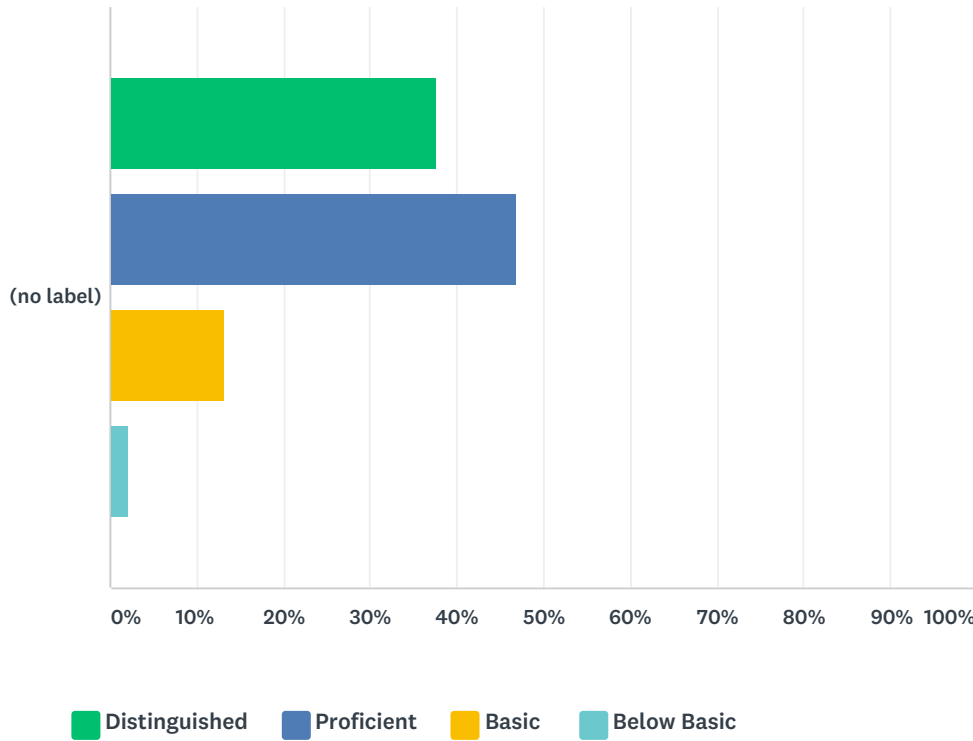
Answered: 98 Skipped: 32



	DISTINGUISHED	PROFICIENT	BASIC	BELOW BASIC	TOTAL	WEIGHTED AVERAGE
(no label)	26.53%	38.78%	32.65%	2.04%	98	2.90
	26	38	32	2		

Q23 Facility - Library media center facility is conducive to learning and flexible to meet every student's needs

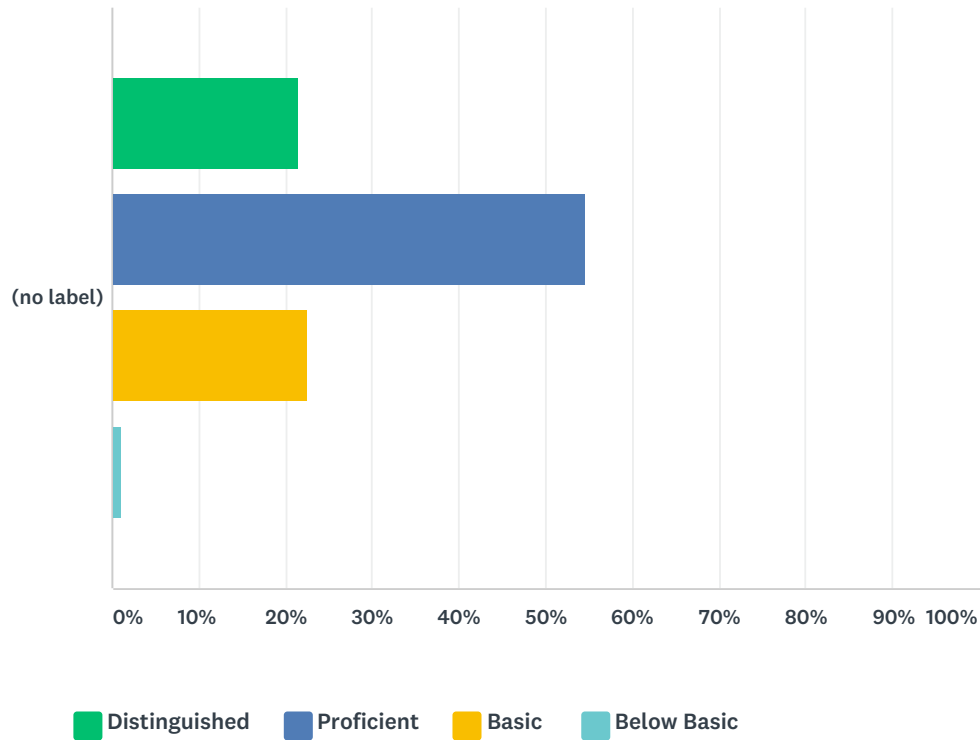
Answered: 98 Skipped: 32



	DISTINGUISHED	PROFICIENT	BASIC	BELOW BASIC	TOTAL	WEIGHTED AVERAGE
(no label)	37.76% 37	46.94% 46	13.27% 13	2.04% 2	98	3.20

Q24 Instructional Leadership - Decisions in the school community that affect student learning benefit from the expertise of the library media staff and program

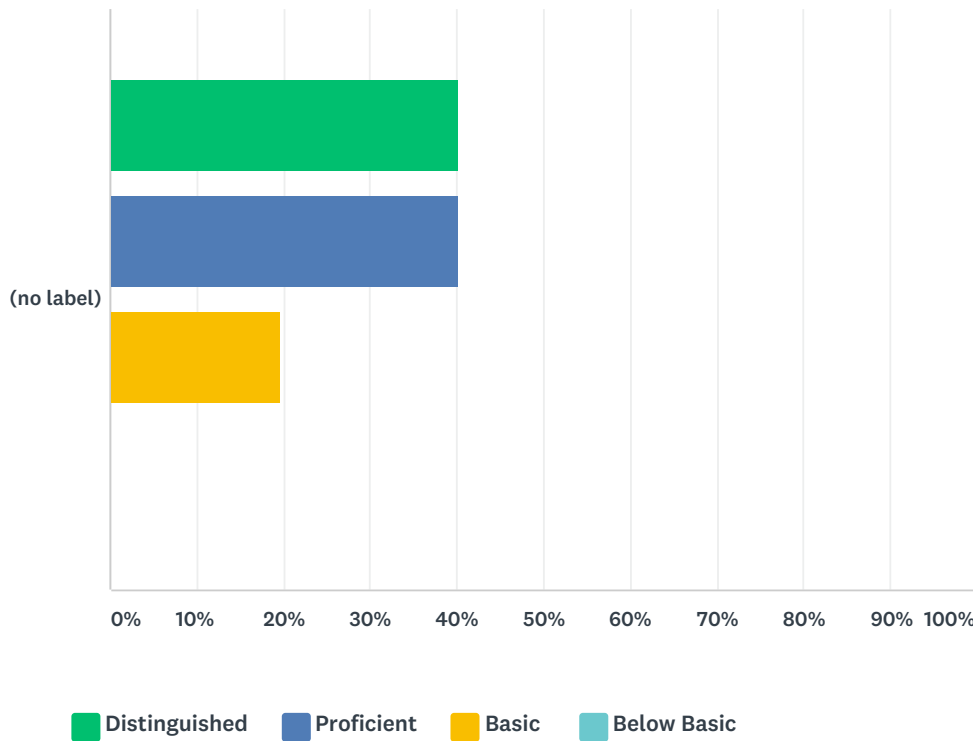
Answered: 97 Skipped: 33



	DISTINGUISHED	PROFICIENT	BASIC	BELOW BASIC	TOTAL	WEIGHTED AVERAGE
(no label)	21.65%	54.64%	22.68%	1.03%	97	2.97
	21	53	22	1		

Q25 Administrative Support - Student achievement is increased through administrative and community support of the library media program

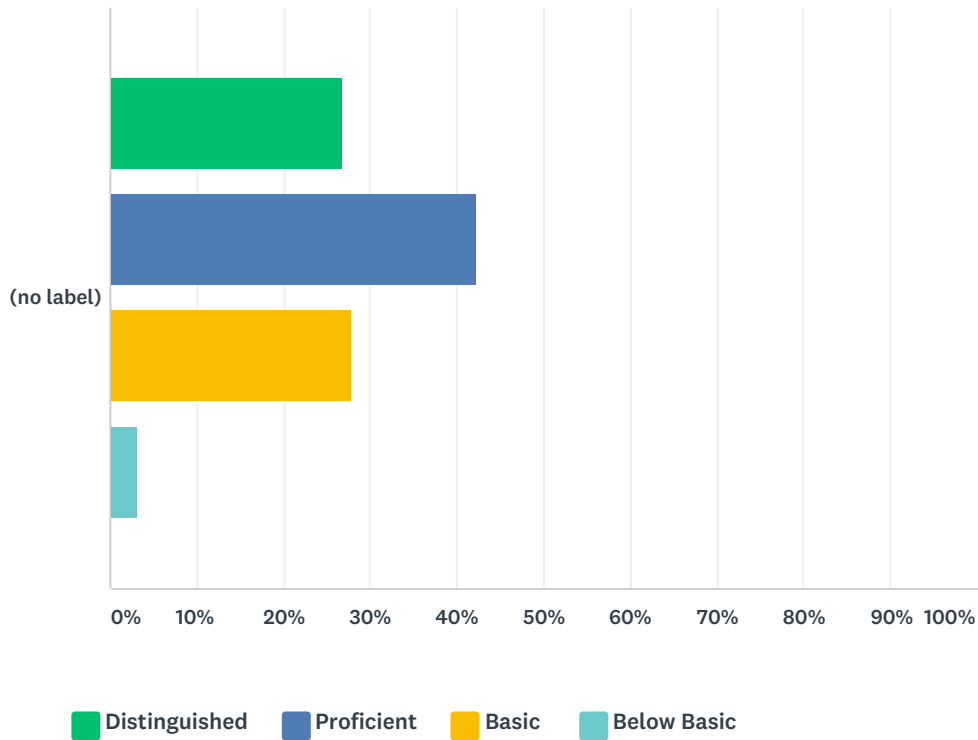
Answered: 97 Skipped: 33



	DISTINGUISHED	PROFICIENT	BASIC	BELOW BASIC	TOTAL	WEIGHTED AVERAGE
(no label)	40.21% 39	40.21% 39	19.59% 19	0.00% 0	97	3.21

Q26 Program Planning and Evaluation - Progress in student achievement in the library media program is monitored, assessed, and analyzed to inform decisions

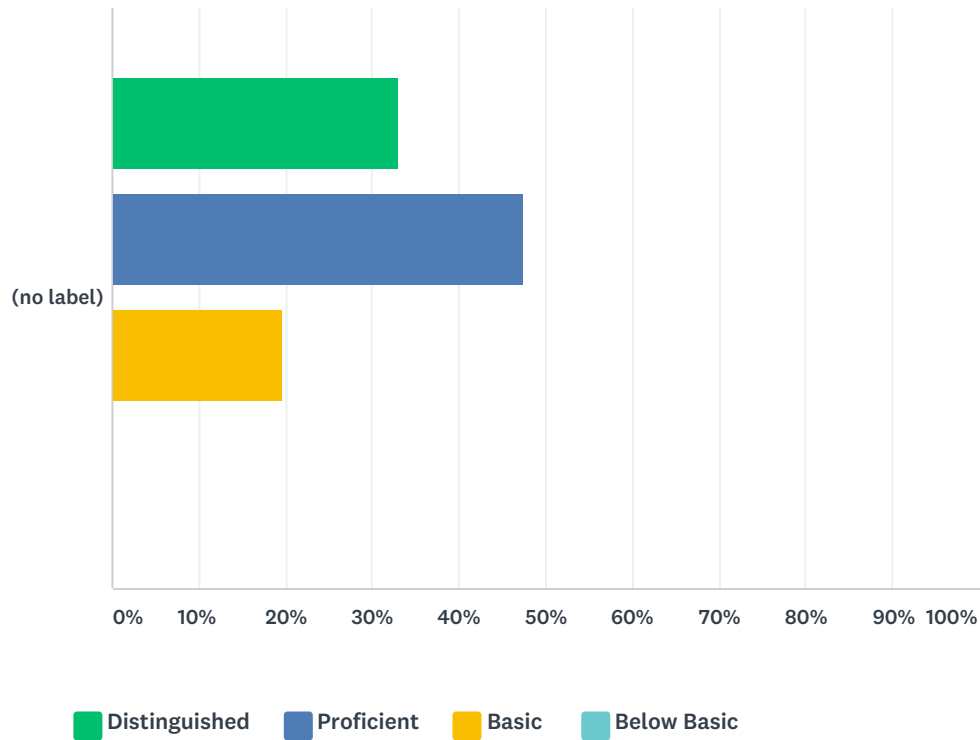
Answered: 97 Skipped: 33



	DISTINGUISHED	PROFICIENT	BASIC	BELOW BASIC	TOTAL	WEIGHTED AVERAGE
(no label)	26.80%	42.27%	27.84%	3.09%	97	2.93
	26	41	27	3		

Q27 Communication - Impact of library media program policies and services on student achievement is communicated throughout the school community

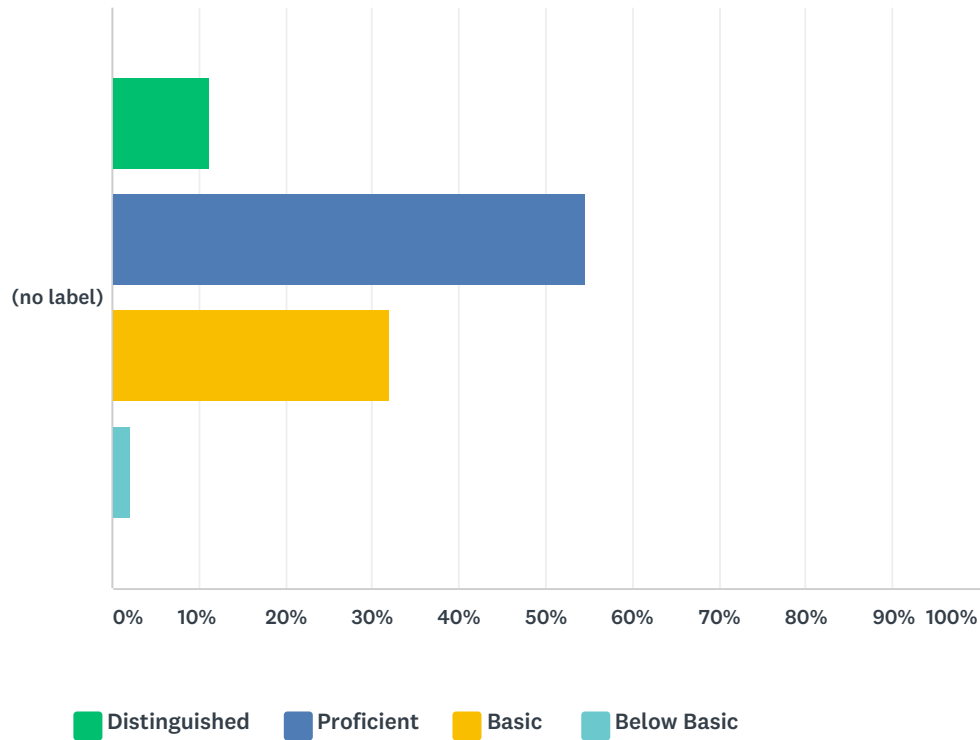
Answered: 97 Skipped: 33



	DISTINGUISHED	PROFICIENT	BASIC	BELOW BASIC	TOTAL	WEIGHTED AVERAGE
(no label)	32.99% 32	47.42% 46	19.59% 19	0.00% 0	97	3.13

Q28 Reporting- Effectiveness of library media program policies and resource use in meeting the needs of students is reported throughout the school community

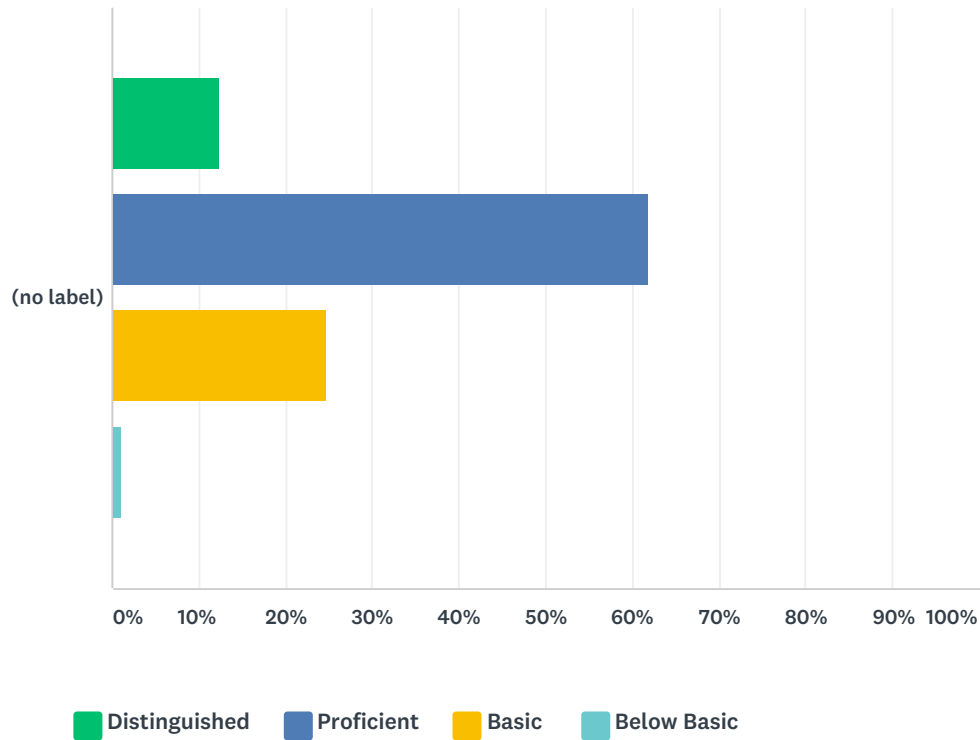
Answered: 97 Skipped: 33



	DISTINGUISHED	PROFICIENT	BASIC	BELOW BASIC	TOTAL	WEIGHTED AVERAGE
(no label)	11.34%	54.64%	31.96%	2.06%	97	2.75
	11	53	31	2		

Q29 Program Advocacy - A focus on student achievement guides an advocacy plan that builds support of decision makers who affect the quality of the library media program

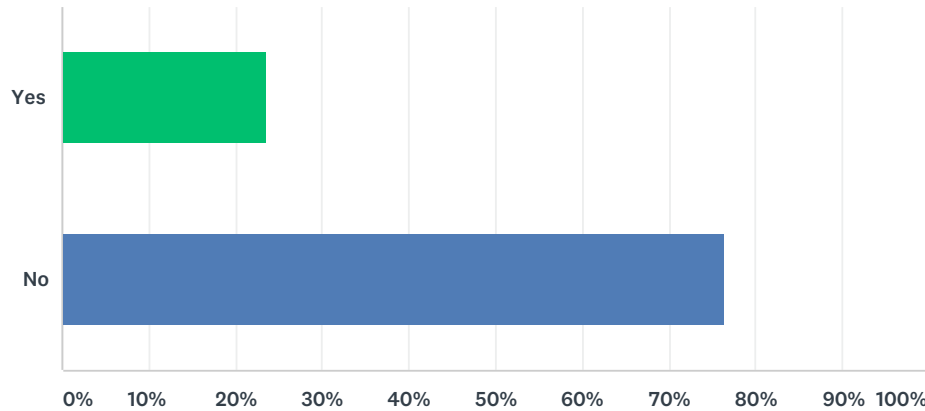
Answered: 97 Skipped: 33



	DISTINGUISHED	PROFICIENT	BASIC	BELOW BASIC	TOTAL	WEIGHTED AVERAGE
(no label)	12.37%	61.86%	24.74%	1.03%	97	2.86
	12	60	24	1		

Q30 Did you gather input from your stakeholders (students, faculty, or administrative team) in filling the SLMPE out?

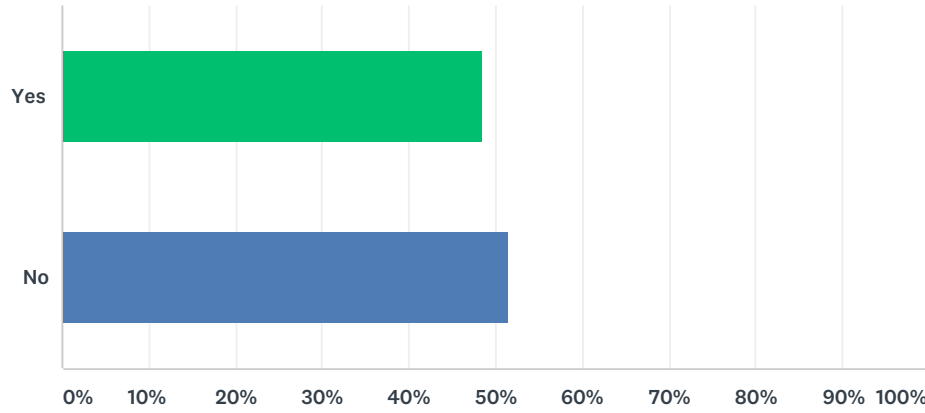
Answered: 97 Skipped: 33



ANSWER CHOICES	RESPONSES	
Yes	23.71%	23
No	76.29%	74
TOTAL		97

Q31 Did you review the SLMPE with your administrator?

Answered: 97 Skipped: 33



ANSWER CHOICES	RESPONSES	
Yes	48.45%	47
No	51.55%	50
TOTAL		97