



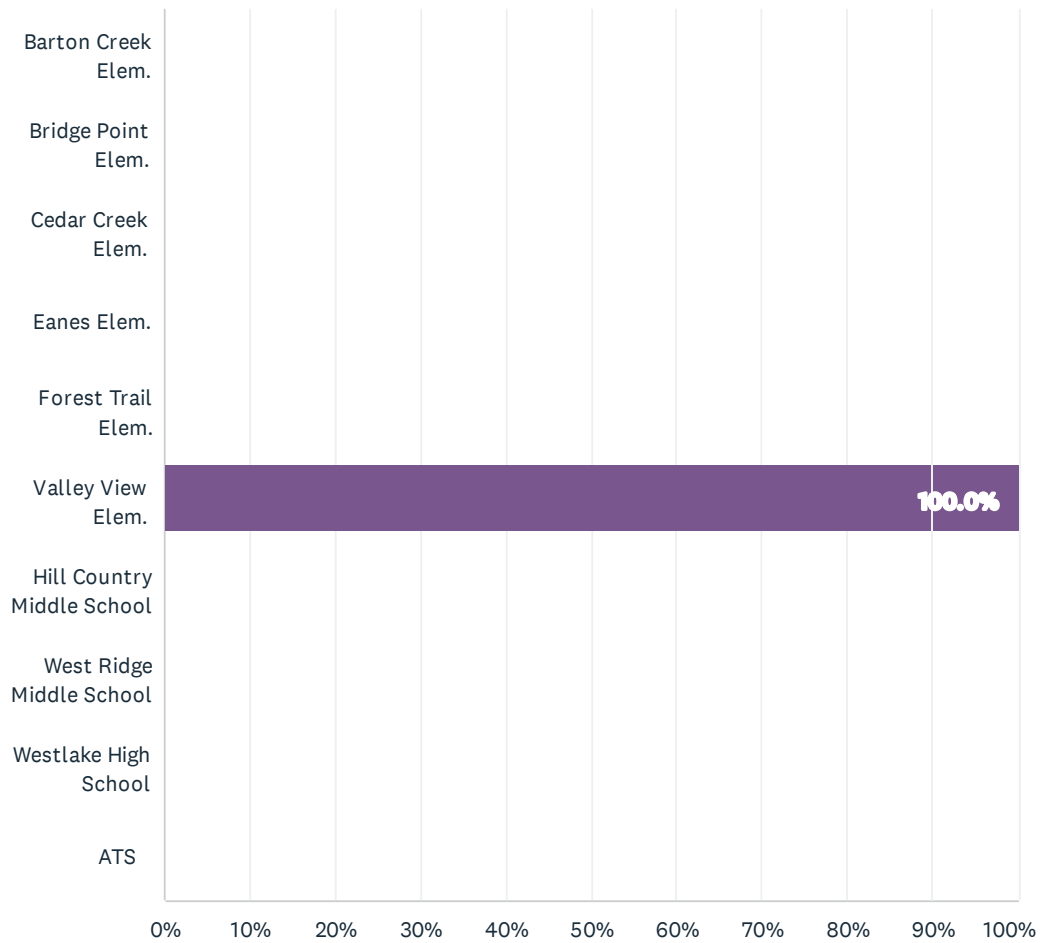
VALLEY VIEW
ELEMENTARY SCHOOL

Parent Climate Survey November 2022

72 Total Responses

Q1 What school does your child attend?

Answered: 72 Skipped: 0

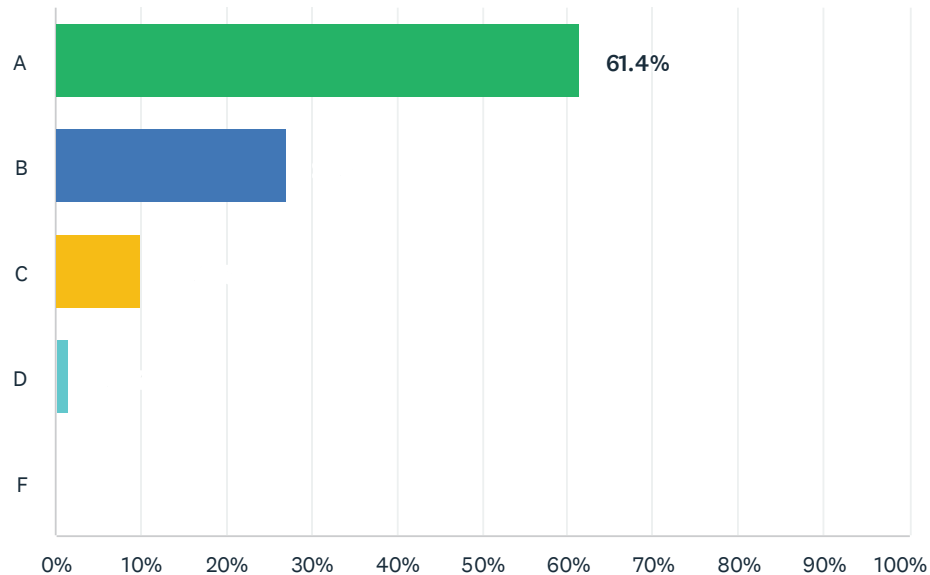


Parent Climate Survey 2022

ANSWER CHOICES	RESPONSES	
Barton Creek Elem.	0.0%	0
Bridge Point Elem.	0.0%	0
Cedar Creek Elem.	0.0%	0
Eanes Elem.	0.0%	0
Forest Trail Elem.	0.0%	0
Valley View Elem.	100.0%	72
Hill Country Middle School	0.0%	0
West Ridge Middle School	0.0%	0
Westlake High School	0.0%	0
ATS	0.0%	0
TOTAL		72

Q2 What grade would you give {{ Q1 }} for how well it is educating your child? Please tell us what rating you would give the quality of your child's school. On this scale, "A" represents outstanding, "C" is average and "F" is failing.

Answered: 70 Skipped: 2



ANSWER CHOICES	RESPONSES	
A	61.4%	43
B	27.1%	19
C	10.0%	7
D	1.4%	1
F	0.0%	0
TOTAL		70

Q3 What are we doing well?

Answered: 13 Skipped: 59

Due to the personal and identifiable information the open-ended survey comments contain, we will not share them publicly. Instead, we are sharing the predetermined responses that provide quantifiable data that allows for easier analysis and comparison.

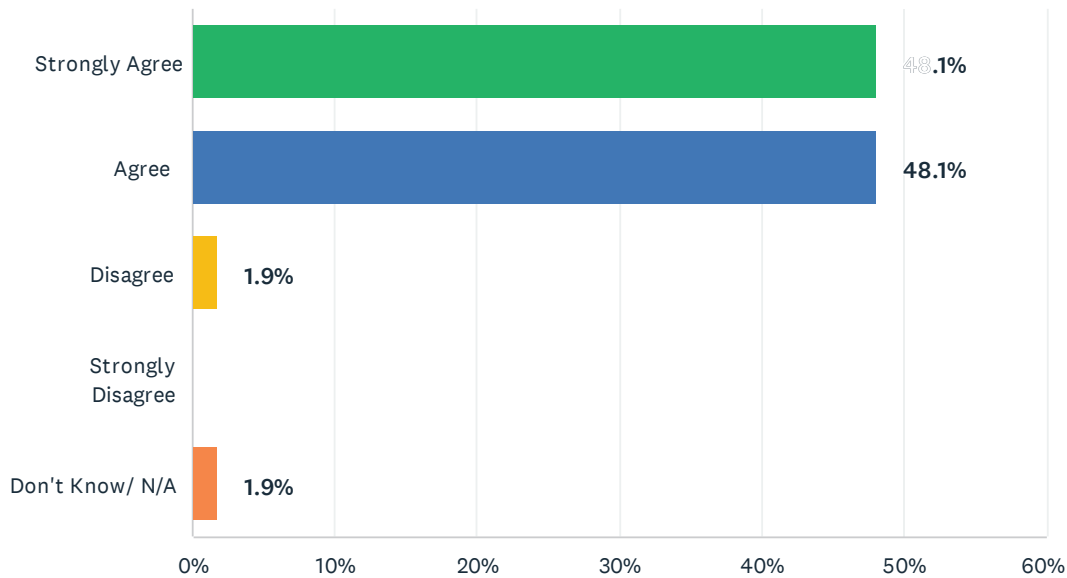
Q4 What we can do to improve?

Answered: 12 Skipped: 60

Due to the personal and identifiable information the open-ended survey comments contain, we will not share them publicly. Instead, we are sharing the predetermined responses that provide quantifiable data that allows for easier analysis and comparison.

Q5 My child is being prepared to do well in the next grade level.

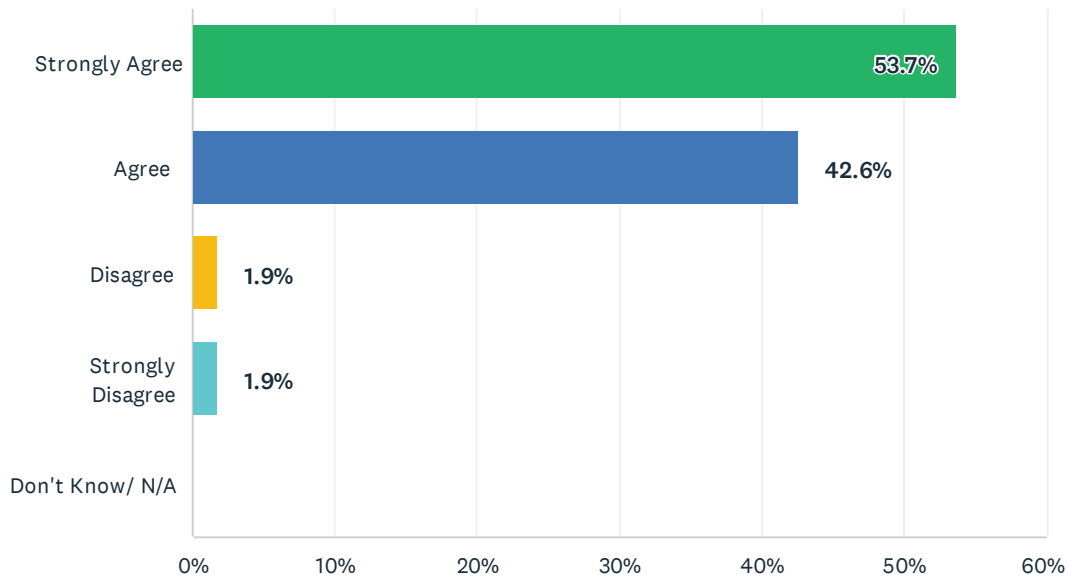
Answered: 54 Skipped: 18



ANSWER CHOICES	RESPONSES	
Strongly Agree	48.1%	26
Agree	48.1%	26
Disagree	1.9%	1
Strongly Disagree	0.0%	0
Don't Know/ N/A	1.9%	1
TOTAL		54

Q6 My child is receiving effective instruction.

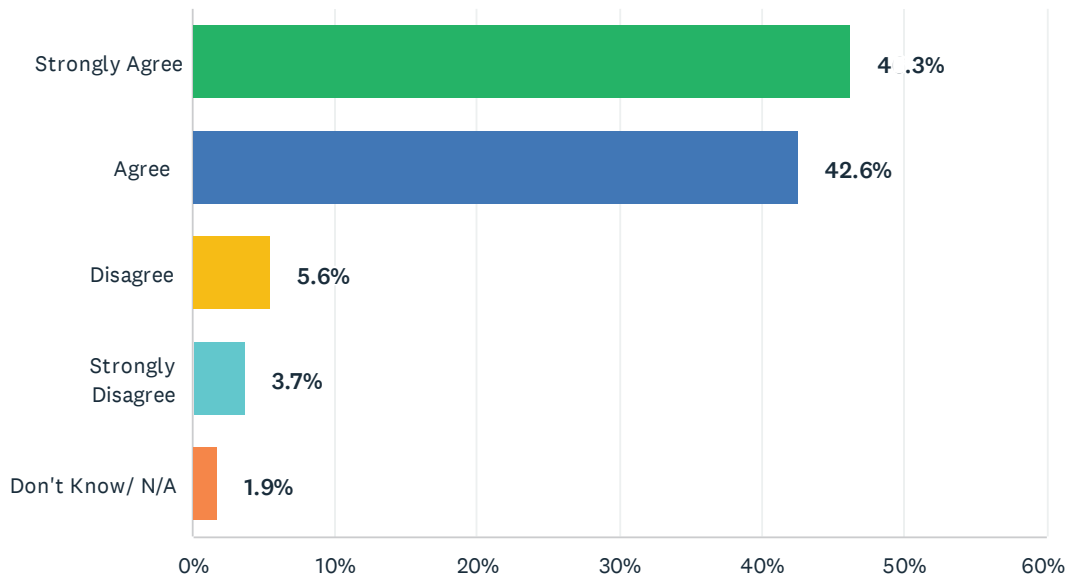
Answered: 54 Skipped: 18



ANSWER CHOICES	RESPONSES	
Strongly Agree	53.7%	29
Agree	42.6%	23
Disagree	1.9%	1
Strongly Disagree	1.9%	1
Don't Know/ N/A	0.0%	0
TOTAL		54

Q7 Teachers set high expectations for my child's learning.

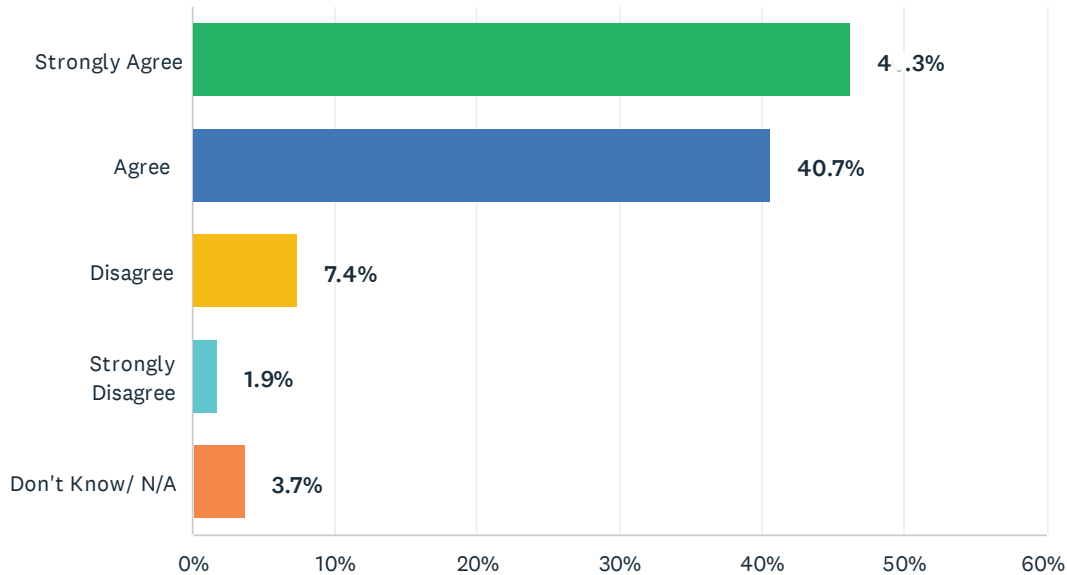
Answered: 54 Skipped: 18



ANSWER CHOICES	RESPONSES	
Strongly Agree	46.3%	25
Agree	42.6%	23
Disagree	5.6%	3
Strongly Disagree	3.7%	2
Don't Know/ N/A	1.9%	1
TOTAL		54

Q8 Teachers give me useful information about how to help my child do well in school.

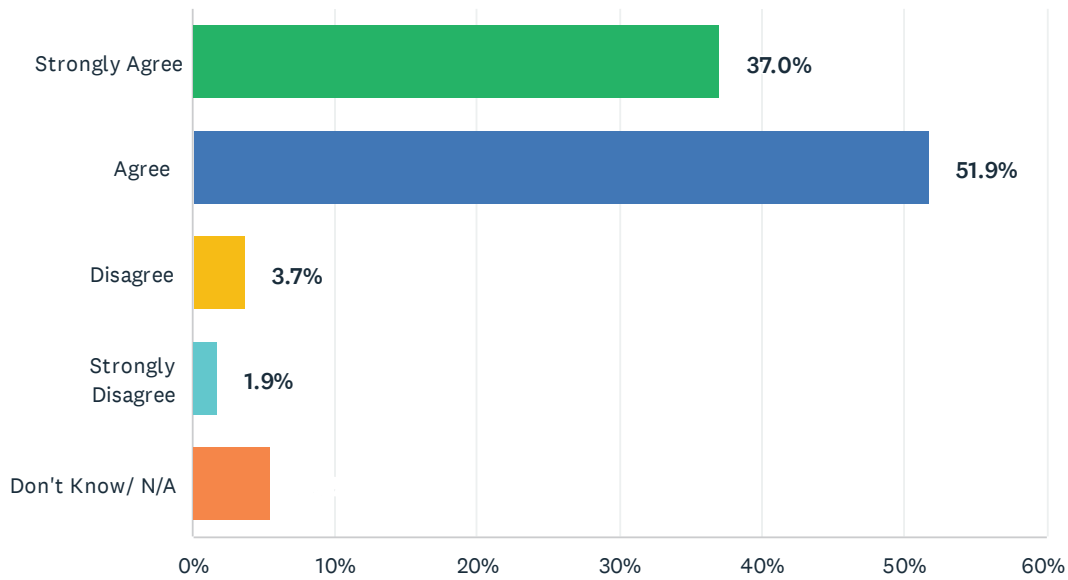
Answered: 54 Skipped: 18



ANSWER CHOICES	RESPONSES	
Strongly Agree	46.3%	25
Agree	40.7%	22
Disagree	7.4%	4
Strongly Disagree	1.9%	1
Don't Know/ N/A	3.7%	2
TOTAL		54

Q9 Classroom activities keep my child engaged in learning.

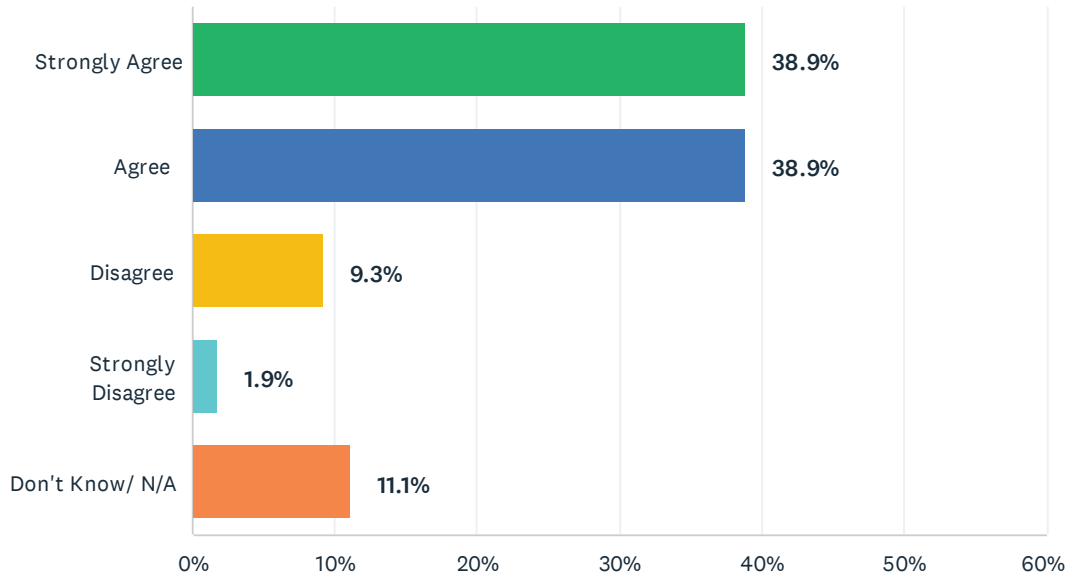
Answered: 54 Skipped: 18



ANSWER CHOICES	RESPONSES	
Strongly Agree	37.0%	20
Agree	51.9%	28
Disagree	3.7%	2
Strongly Disagree	1.9%	1
Don't Know/ N/A	5.6%	3
TOTAL		54

Q10 My child has opportunities to participate in and appreciate a diverse curriculum that is representative of a wide range of experiences.

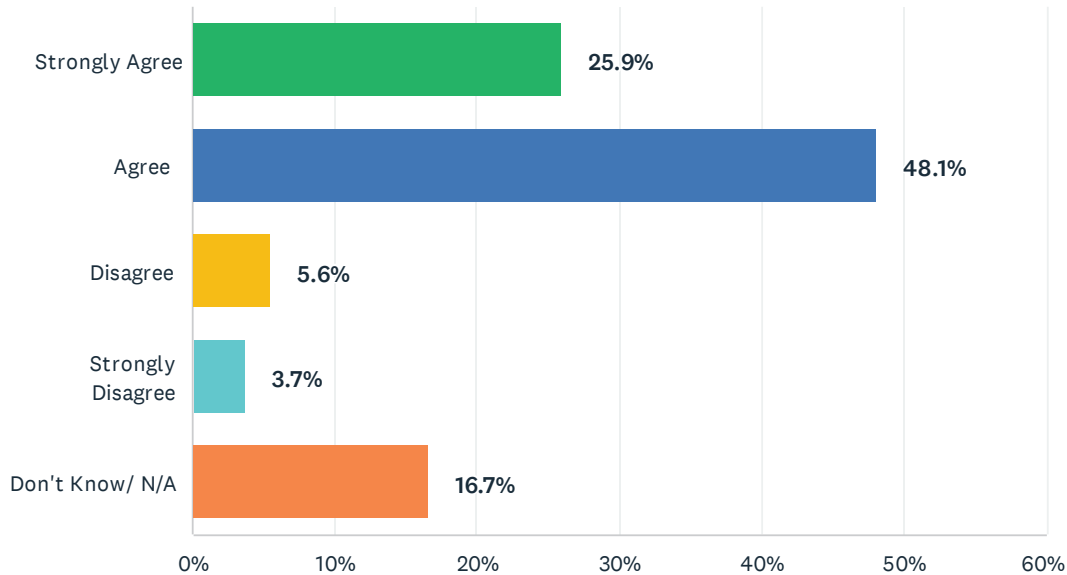
Answered: 54 Skipped: 18



ANSWER CHOICES	RESPONSES	
Strongly Agree	38.9%	21
Agree	38.9%	21
Disagree	9.3%	5
Strongly Disagree	1.9%	1
Don't Know/ N/A	11.1%	6
TOTAL		54

Q11 The feedback teachers provide on tests and quizzes helps my child to learn.

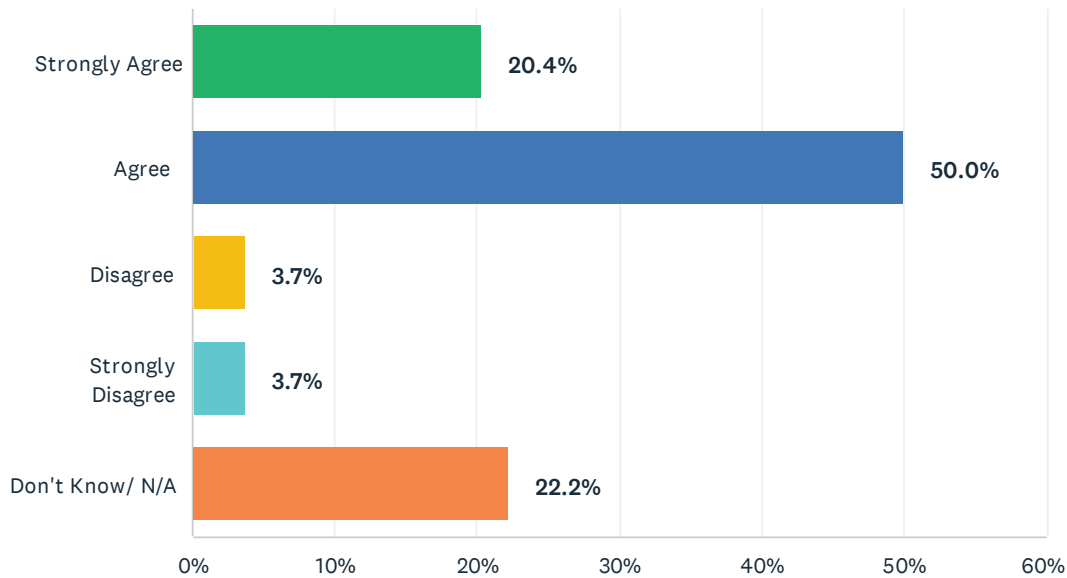
Answered: 54 Skipped: 18



ANSWER CHOICES	RESPONSES	
Strongly Agree	25.9%	14
Agree	48.1%	26
Disagree	5.6%	3
Strongly Disagree	3.7%	2
Don't Know/ N/A	16.7%	9
TOTAL		54

Q12 The feedback teachers provide on homework helps my child to learn.

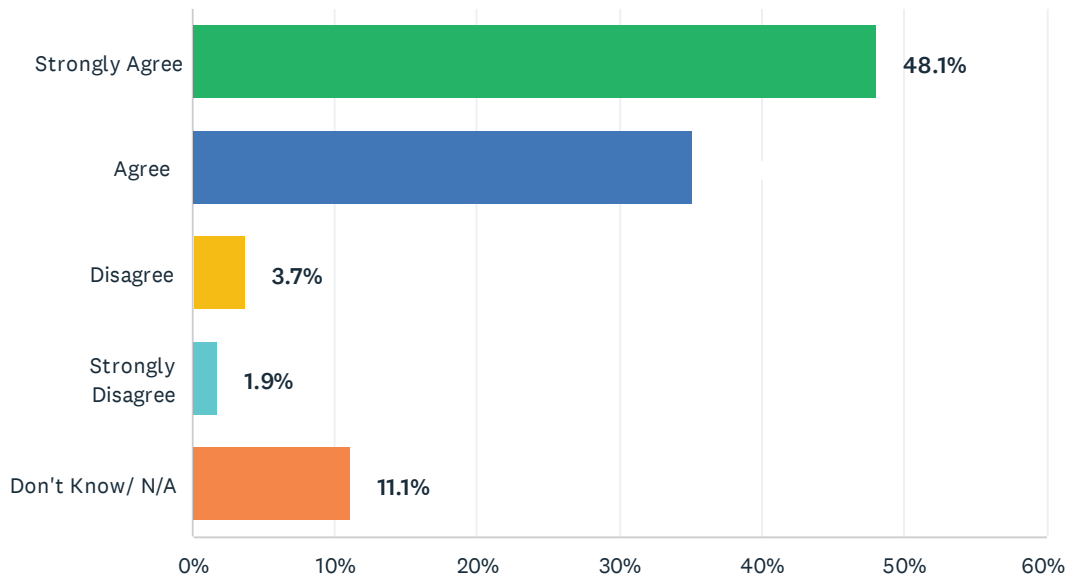
Answered: 54 Skipped: 18



ANSWER CHOICES	RESPONSES	
Strongly Agree	20.4%	11
Agree	50.0%	27
Disagree	3.7%	2
Strongly Disagree	3.7%	2
Don't Know/ N/A	22.2%	12
TOTAL		54

Q13 I make sure my child does his or her homework every night.

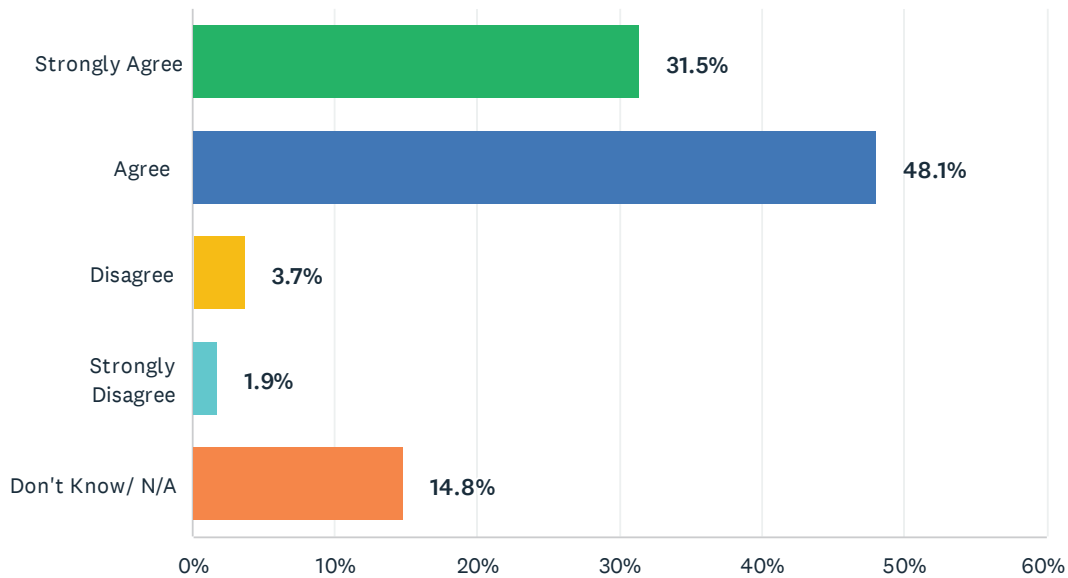
Answered: 54 Skipped: 18



ANSWER CHOICES	RESPONSES	
Strongly Agree	48.1%	26
Agree	35.2%	19
Disagree	3.7%	2
Strongly Disagree	1.9%	1
Don't Know/ N/A	11.1%	6
TOTAL		54

Q14 The amount of homework my child receives is usually appropriate.

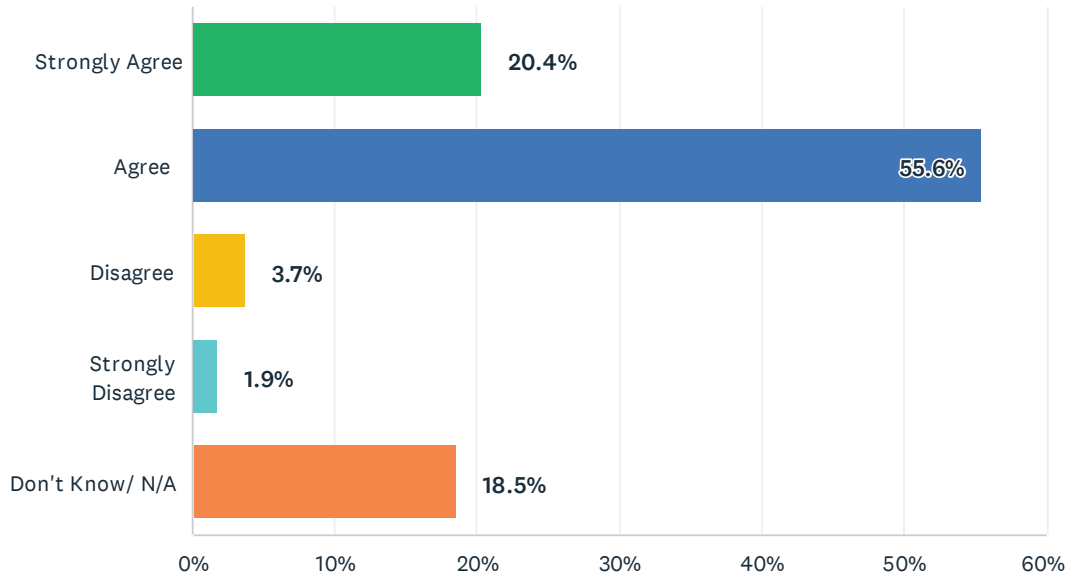
Answered: 54 Skipped: 18



ANSWER CHOICES	RESPONSES	
Strongly Agree	31.5%	17
Agree	48.1%	26
Disagree	3.7%	2
Strongly Disagree	1.9%	1
Don't Know/ N/A	14.8%	8
TOTAL		54

Q15 The homework my child receives usually helps provide appropriate practice and helps reinforce what he/she is learning.

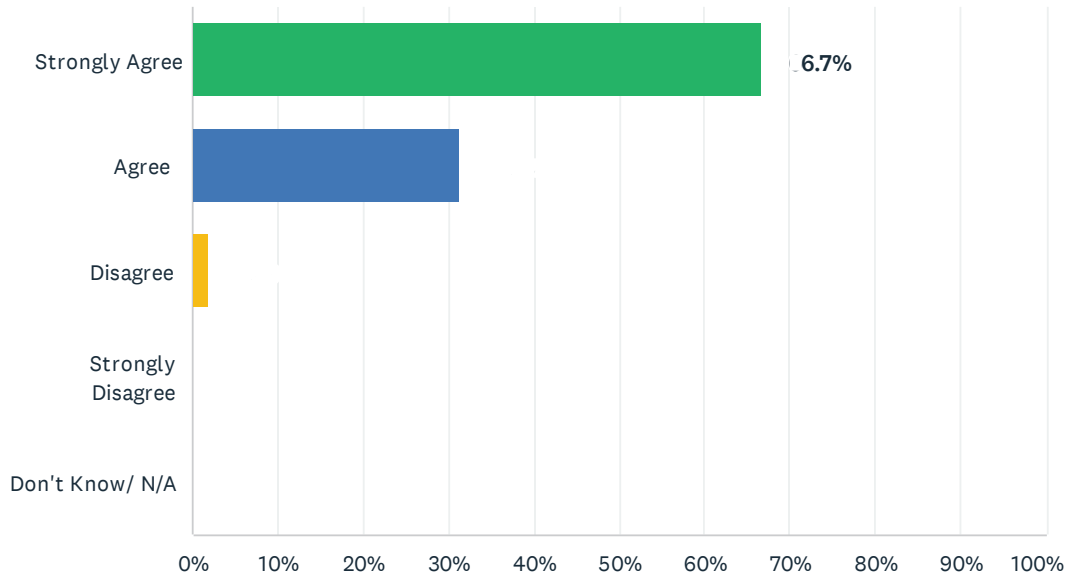
Answered: 54 Skipped: 18



ANSWER CHOICES	RESPONSES	
Strongly Agree	20.4%	11
Agree	55.6%	30
Disagree	3.7%	2
Strongly Disagree	1.9%	1
Don't Know/ N/A	18.5%	10
TOTAL		54

Q16 My child likes his/her school.

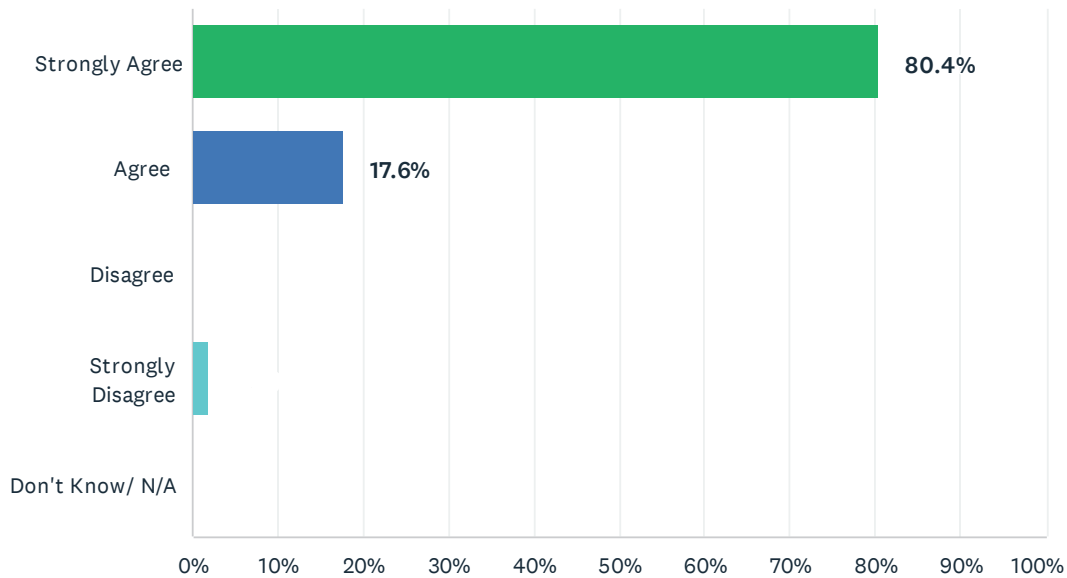
Answered: 51 Skipped: 21



ANSWER CHOICES	RESPONSES	
Strongly Agree	66.7%	34
Agree	31.4%	16
Disagree	2.0%	1
Strongly Disagree	0.0%	0
Don't Know/ N/A	0.0%	0
TOTAL		51

Q17 My child's teachers know him/her as an individual.

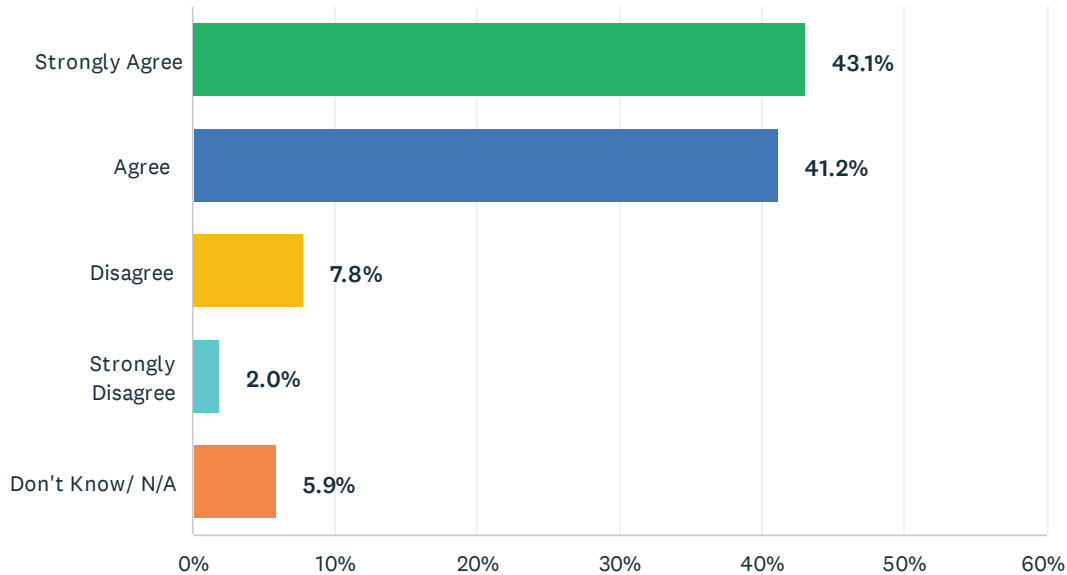
Answered: 51 Skipped: 21



ANSWER CHOICES	RESPONSES	
Strongly Agree	80.4%	41
Agree	17.6%	9
Disagree	0.0%	0
Strongly Disagree	2.0%	1
Don't Know/ N/A	0.0%	0
TOTAL		51

Q18 My child takes an interest in the activities (student clubs, sports, field trips, etc.) offered at this school.

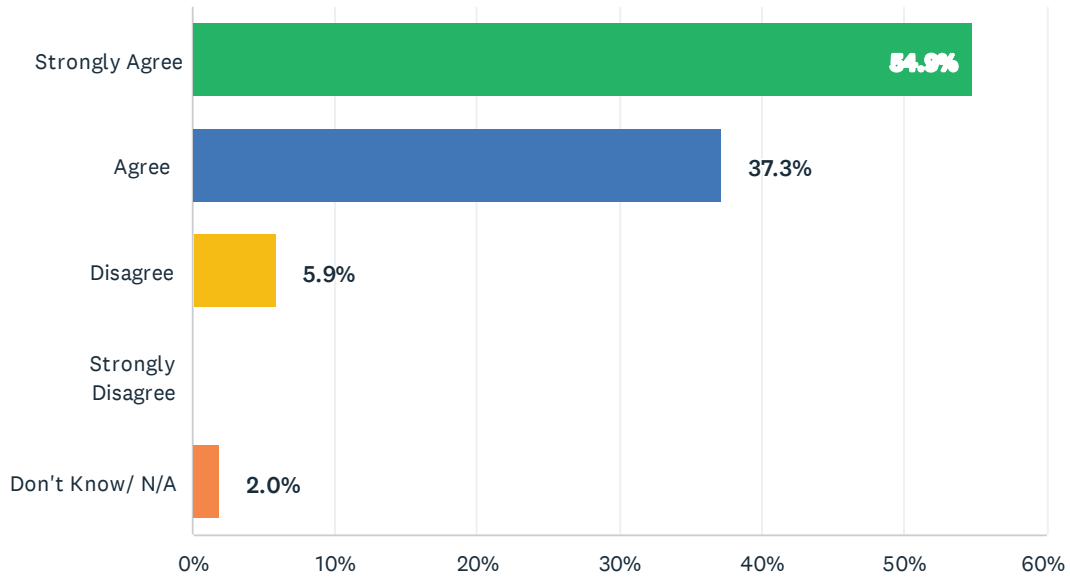
Answered: 51 Skipped: 21



ANSWER CHOICES	RESPONSES	
Strongly Agree	43.1%	22
Agree	41.2%	21
Disagree	7.8%	4
Strongly Disagree	2.0%	1
Don't Know/ N/A	5.9%	3
TOTAL		51

Q19 My child is recognized for his/her efforts.

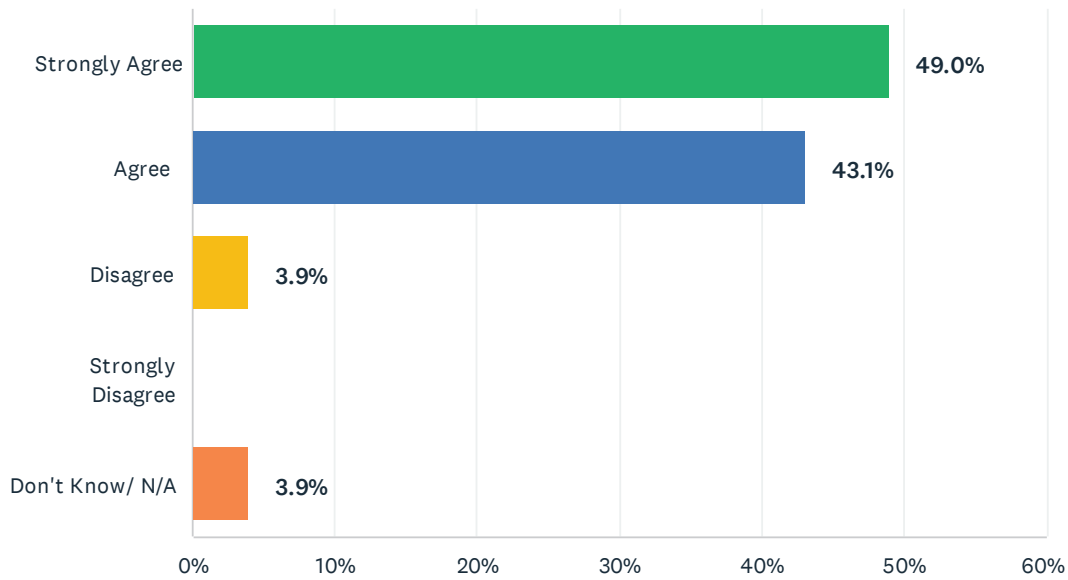
Answered: 51 Skipped: 21



ANSWER CHOICES	RESPONSES	
Strongly Agree	54.9%	28
Agree	37.3%	19
Disagree	5.9%	3
Strongly Disagree	0.0%	0
Don't Know/ N/A	2.0%	1
TOTAL		51

Q20 My child is provided opportunities to collaborate with other students.

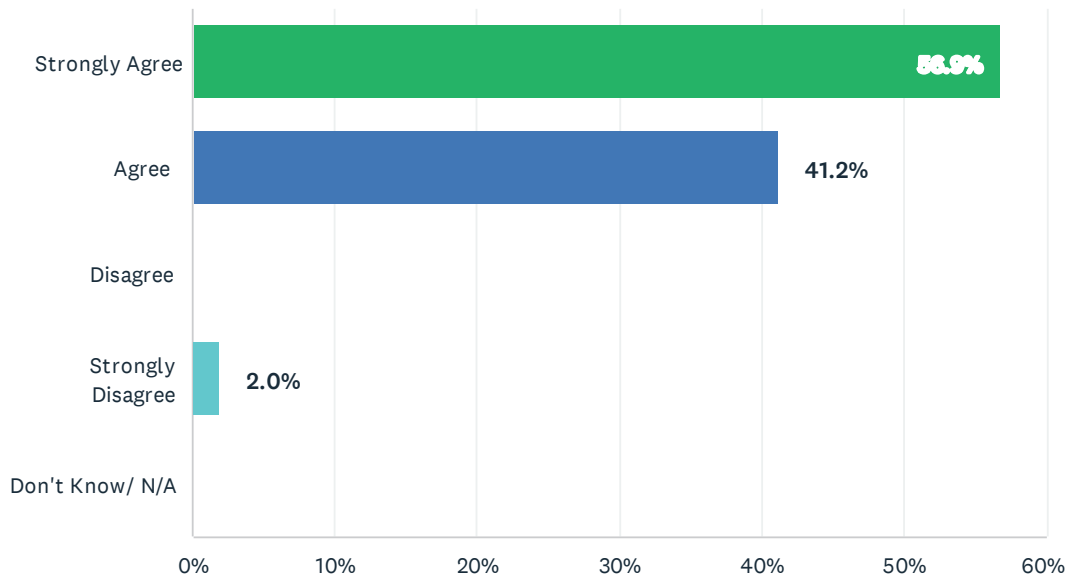
Answered: 51 Skipped: 21



ANSWER CHOICES	RESPONSES	
Strongly Agree	49.0%	25
Agree	43.1%	22
Disagree	3.9%	2
Strongly Disagree	0.0%	0
Don't Know/ N/A	3.9%	2
TOTAL		51

Q21 My child is encouraged to do his/her best.

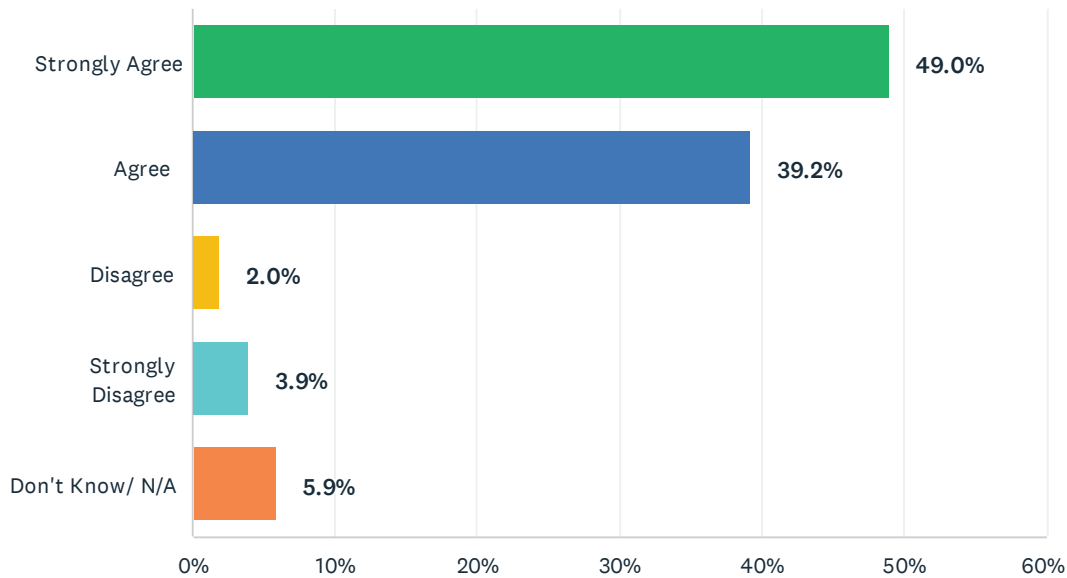
Answered: 51 Skipped: 21



ANSWER CHOICES	RESPONSES	
Strongly Agree	56.9%	29
Agree	41.2%	21
Disagree	0.0%	0
Strongly Disagree	2.0%	1
Don't Know/ N/A	0.0%	0
TOTAL		51

Q22 My child is provided individual attention when needed.

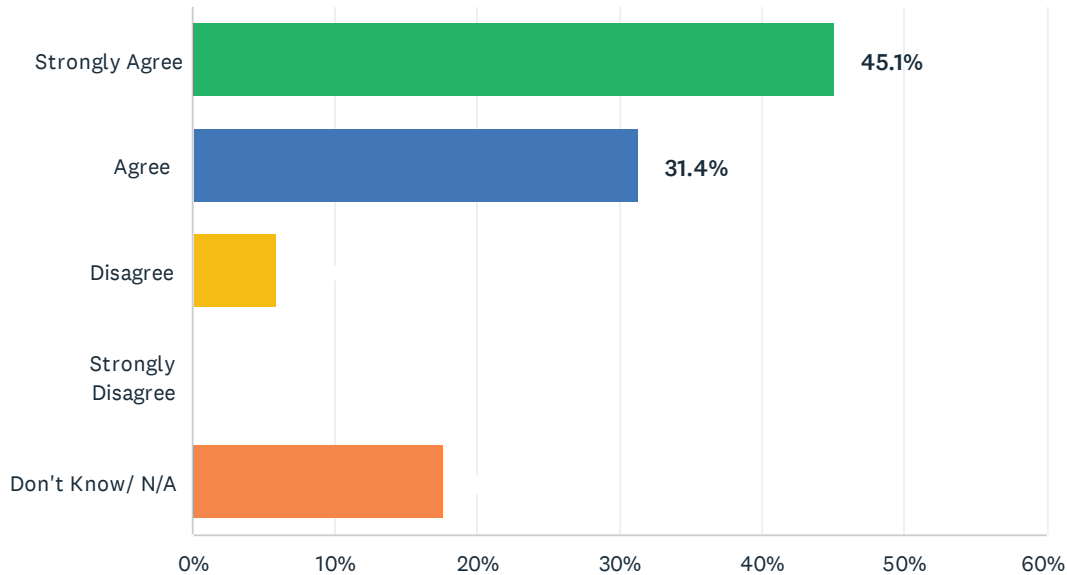
Answered: 51 Skipped: 21



ANSWER CHOICES	RESPONSES	
Strongly Agree	49.0%	25
Agree	39.2%	20
Disagree	2.0%	1
Strongly Disagree	3.9%	2
Don't Know/ N/A	5.9%	3
TOTAL		51

Q23 My child's teachers contact me when my child needs additional support.

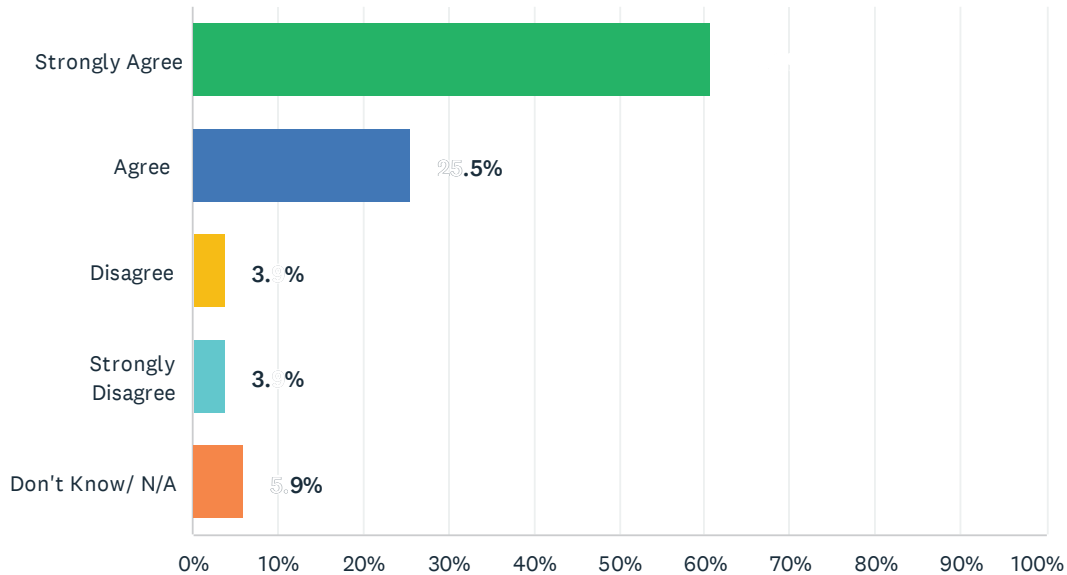
Answered: 51 Skipped: 21



ANSWER CHOICES	RESPONSES	
Strongly Agree	45.1%	23
Agree	31.4%	16
Disagree	5.9%	3
Strongly Disagree	0.0%	0
Don't Know/ N/A	17.6%	9
TOTAL		51

Q24 My child is treated fairly regardless of his/her background or differences.

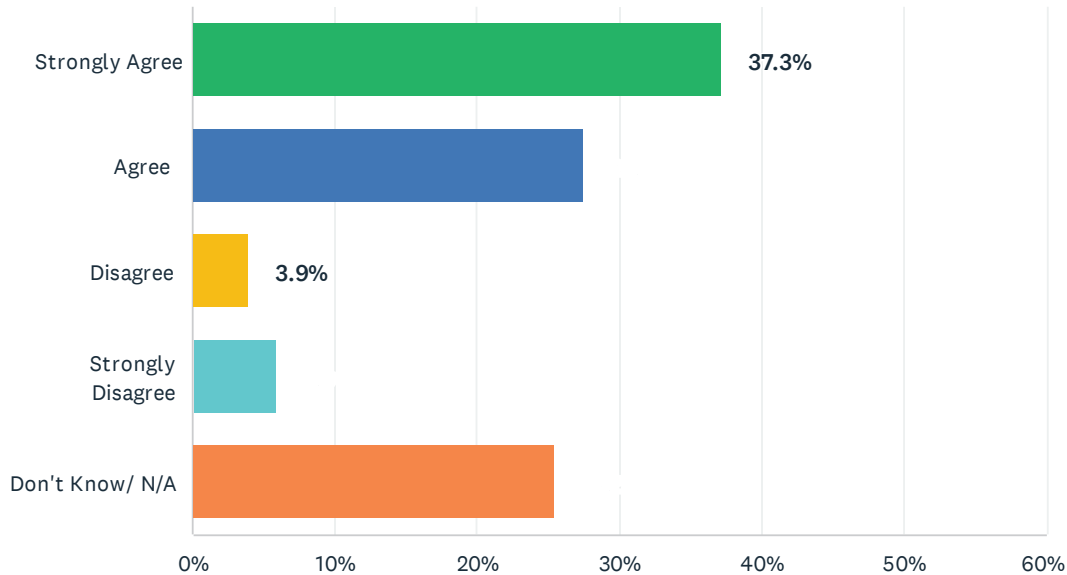
Answered: 51 Skipped: 21



ANSWER CHOICES	RESPONSES	
Strongly Agree	60.8%	31
Agree	25.5%	13
Disagree	3.9%	2
Strongly Disagree	3.9%	2
Don't Know/ N/A	5.9%	3
TOTAL		51

Q25 Students at my child's school are treated fairly regardless of their backgrounds and differences.

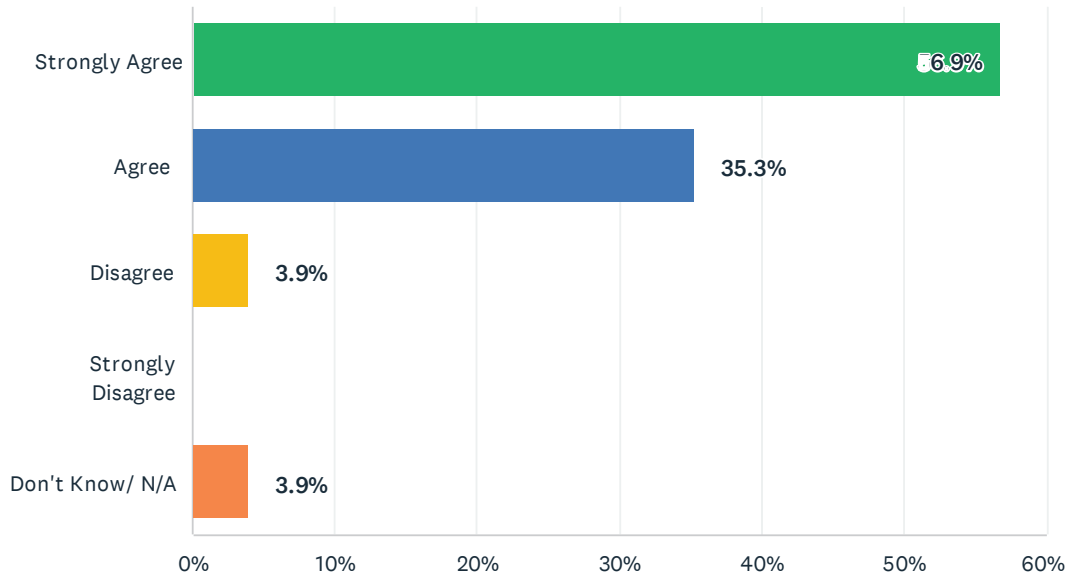
Answered: 51 Skipped: 21



ANSWER CHOICES	RESPONSES	
Strongly Agree	37.3%	19
Agree	27.5%	14
Disagree	3.9%	2
Strongly Disagree	5.9%	3
Don't Know/ N/A	25.5%	13
TOTAL		51

Q26 There is a teacher, counselor or other staff member at school to whom my child can go for help with a school problem.

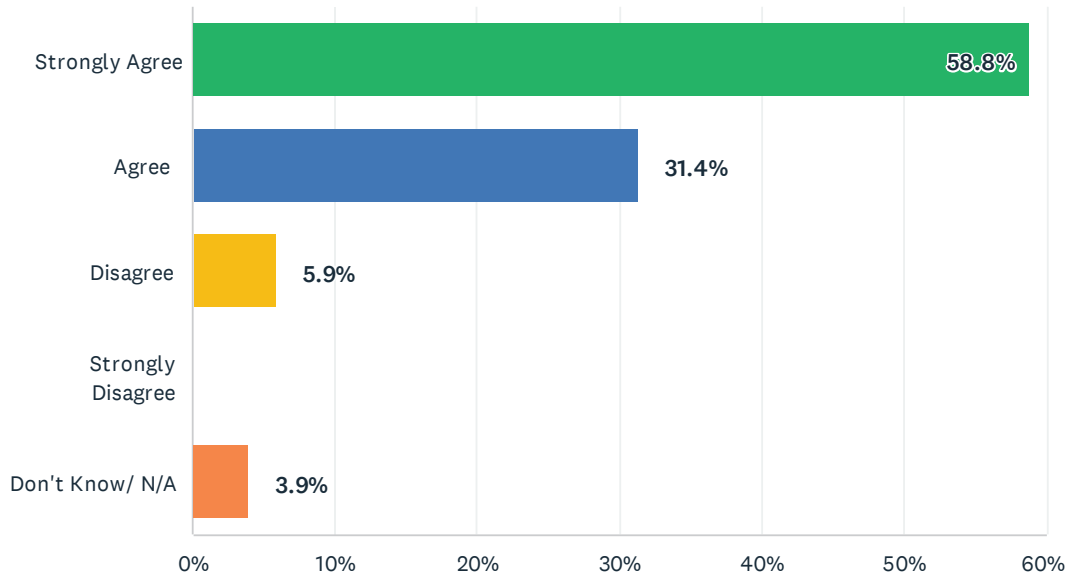
Answered: 51 Skipped: 21



ANSWER CHOICES	RESPONSES	
Strongly Agree	56.9%	29
Agree	35.3%	18
Disagree	3.9%	2
Strongly Disagree	0.0%	0
Don't Know/ N/A	3.9%	2
TOTAL		51

Q27 There is a teacher, counselor or other staff member at school to whom my child can go to for help with a personal problem.

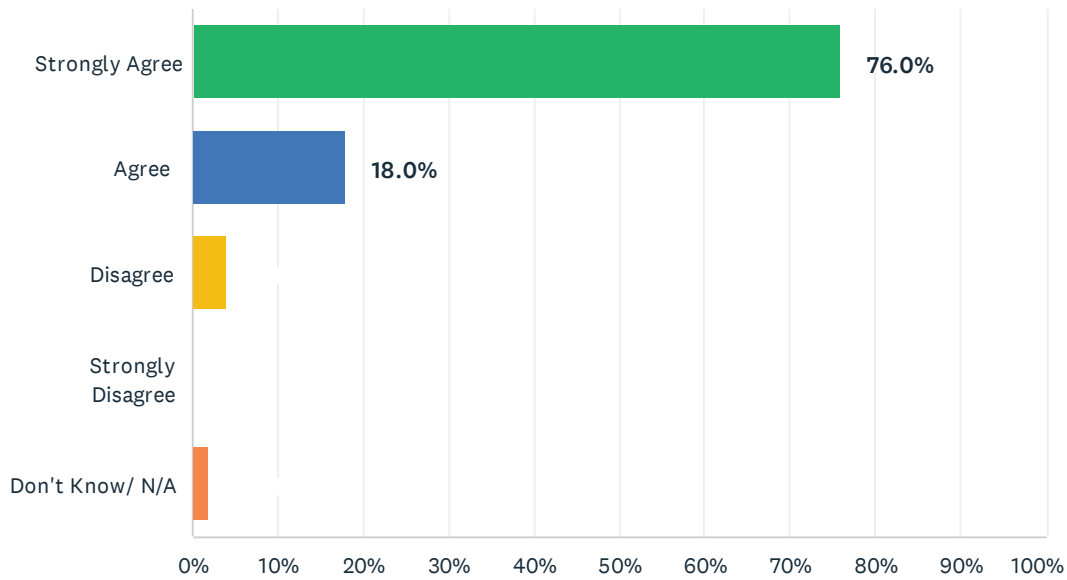
Answered: 51 Skipped: 21



ANSWER CHOICES	RESPONSES	
Strongly Agree	58.8%	30
Agree	31.4%	16
Disagree	5.9%	3
Strongly Disagree	0.0%	0
Don't Know/ N/A	3.9%	2
TOTAL		51

Q28 The campus leadership is effective.

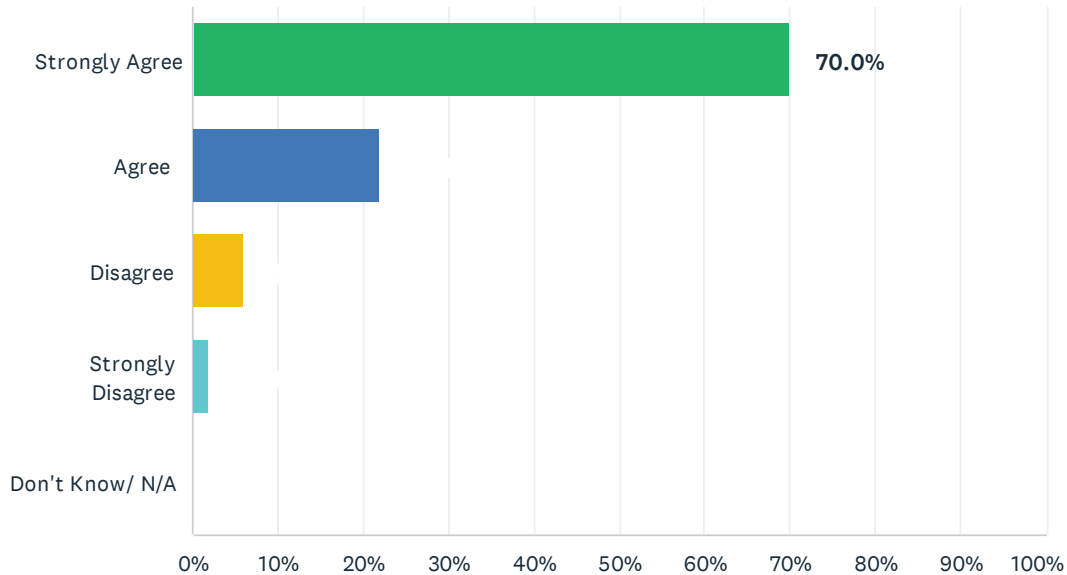
Answered: 50 Skipped: 22



ANSWER CHOICES	RESPONSES	
Strongly Agree	76.0%	38
Agree	18.0%	9
Disagree	4.0%	2
Strongly Disagree	0.0%	0
Don't Know/ N/A	2.0%	1
TOTAL		50

Q29 The campus leadership makes decisions that are in the best interest of the students.

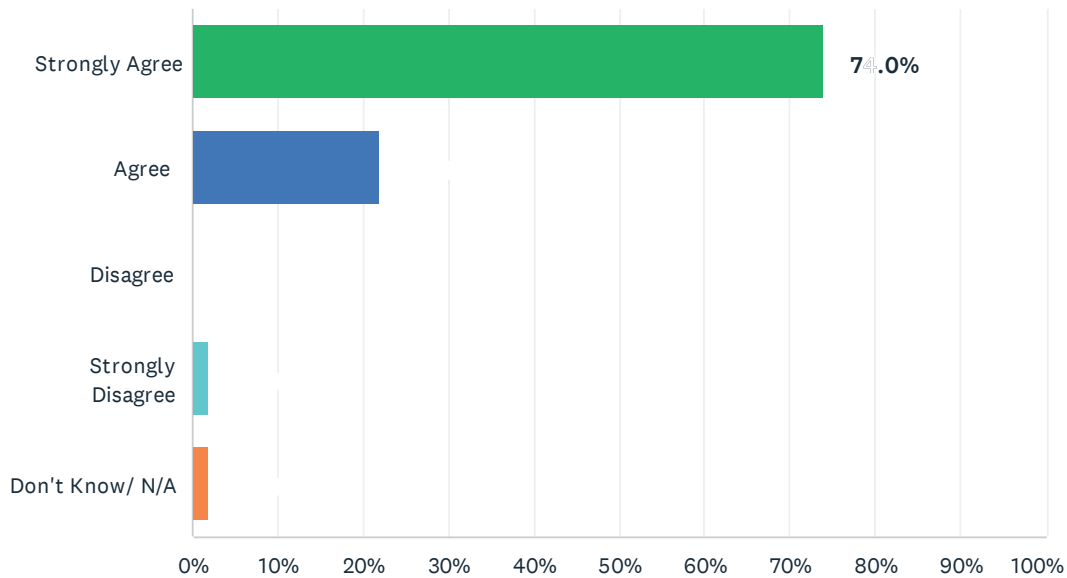
Answered: 50 Skipped: 22



ANSWER CHOICES	RESPONSES	
Strongly Agree	70.0%	35
Agree	22.0%	11
Disagree	6.0%	3
Strongly Disagree	2.0%	1
Don't Know/ N/A	0.0%	0
TOTAL		50

Q30 My child has had positive interactions with his/her campus' leadership.

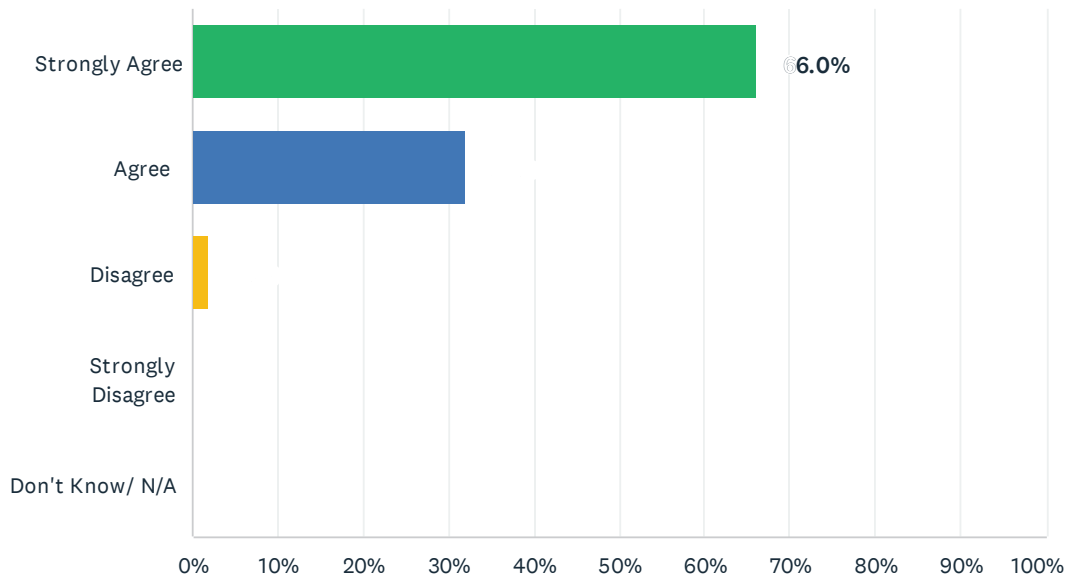
Answered: 50 Skipped: 22



ANSWER CHOICES	RESPONSES	
Strongly Agree	74.0%	37
Agree	22.0%	11
Disagree	0.0%	0
Strongly Disagree	2.0%	1
Don't Know/ N/A	2.0%	1
TOTAL		50

Q31 The communication from campus leadership is beneficial.

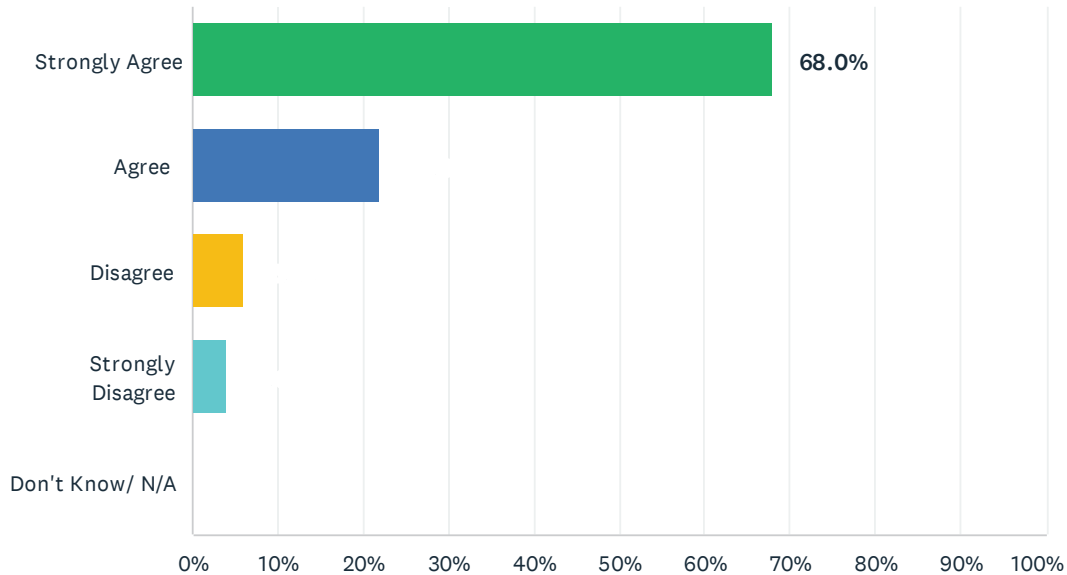
Answered: 50 Skipped: 22



ANSWER CHOICES	RESPONSES	
Strongly Agree	66.0%	33
Agree	32.0%	16
Disagree	2.0%	1
Strongly Disagree	0.0%	0
Don't Know/ N/A	0.0%	0
TOTAL		50

Q32 The campus leadership actively encourages parental involvement in my child's school.

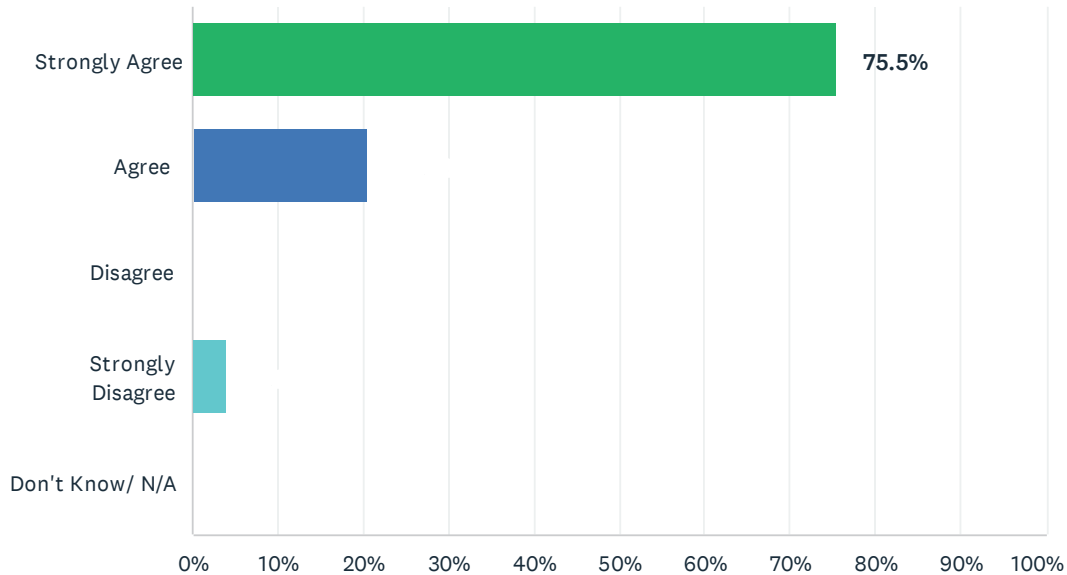
Answered: 50 Skipped: 22



ANSWER CHOICES	RESPONSES	
Strongly Agree	68.0%	34
Agree	22.0%	11
Disagree	6.0%	3
Strongly Disagree	4.0%	2
Don't Know/ N/A	0.0%	0
TOTAL		50

Q33 The campus leadership promotes a positive school environment for student learning.

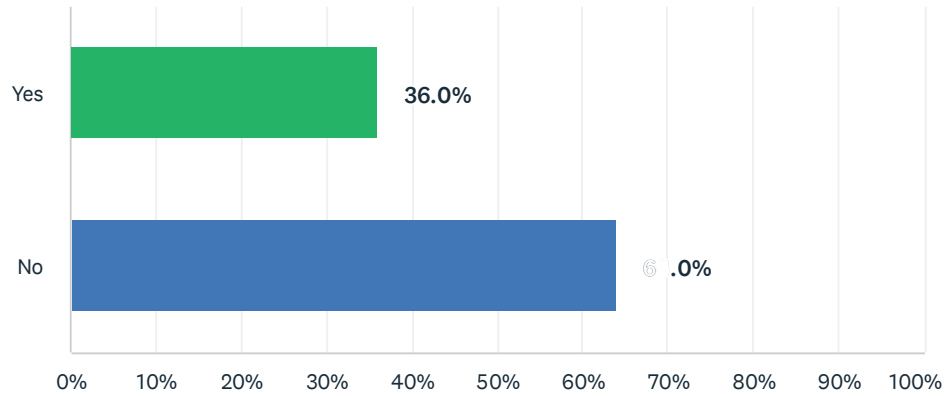
Answered: 49 Skipped: 23



ANSWER CHOICES	RESPONSES	
Strongly Agree	75.5%	37
Agree	20.4%	10
Disagree	0.0%	0
Strongly Disagree	4.1%	2
Don't Know/ N/A	0.0%	0
TOTAL		49

Q34 Have you had an issue to discuss with the principal or assistant principal this year?

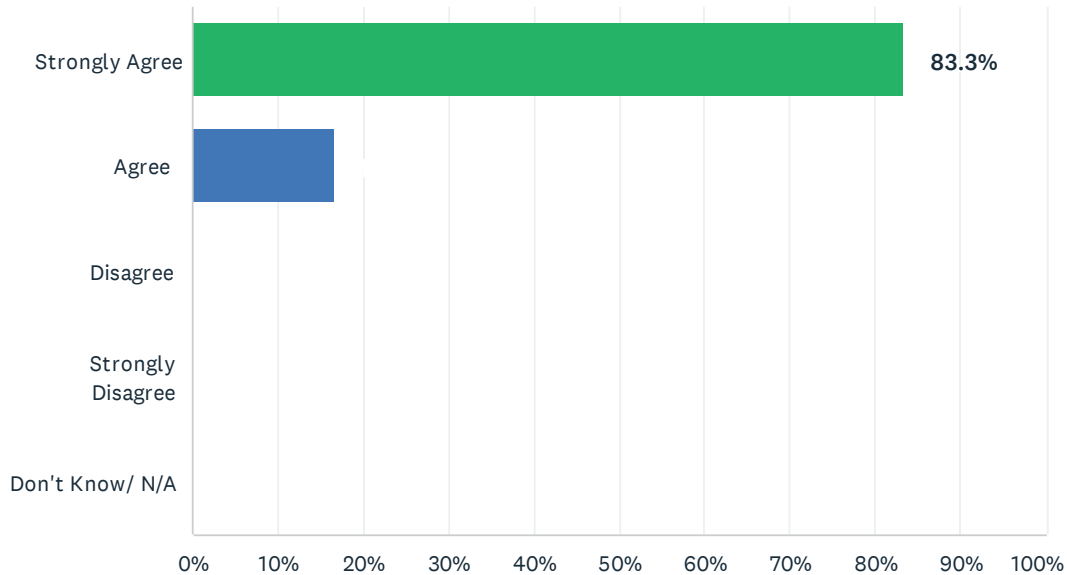
Answered: 50 Skipped: 22



ANSWER CHOICES	RESPONSES	
Yes	36.0%	18
No	64.0%	32
TOTAL		50

Q35 When I have had an issue to discuss with the principal or assistant principal he or she was available to talk to me.

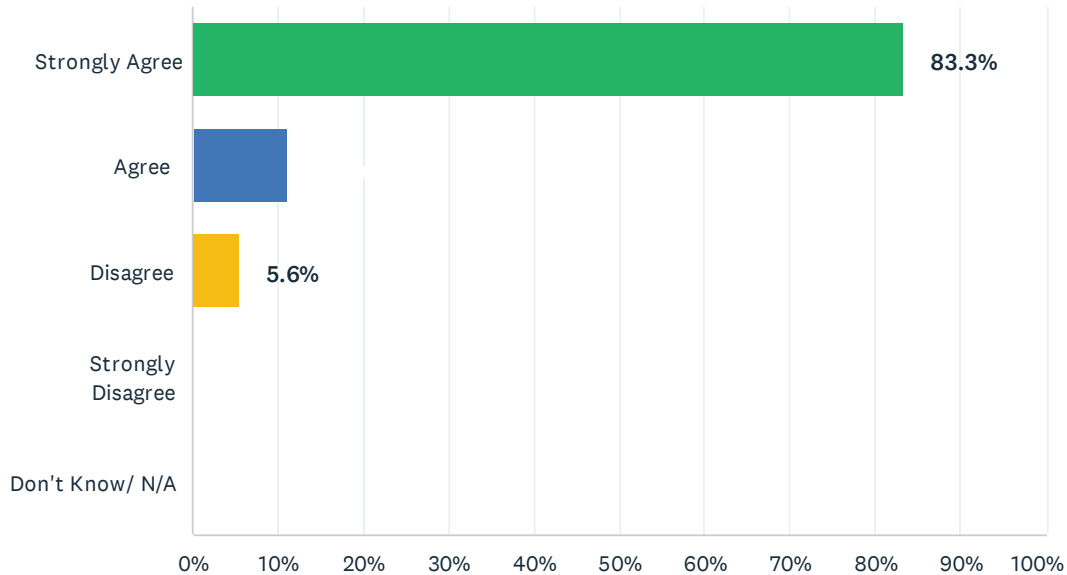
Answered: 18 Skipped: 54



ANSWER CHOICES	RESPONSES	
Strongly Agree	83.3%	15
Agree	16.7%	3
Disagree	0.0%	0
Strongly Disagree	0.0%	0
Don't Know/ N/A	0.0%	0
TOTAL		18

Q36 When I have had an issue to discuss with the principal or assistant principal he or she was courteous and listened to my concerns.

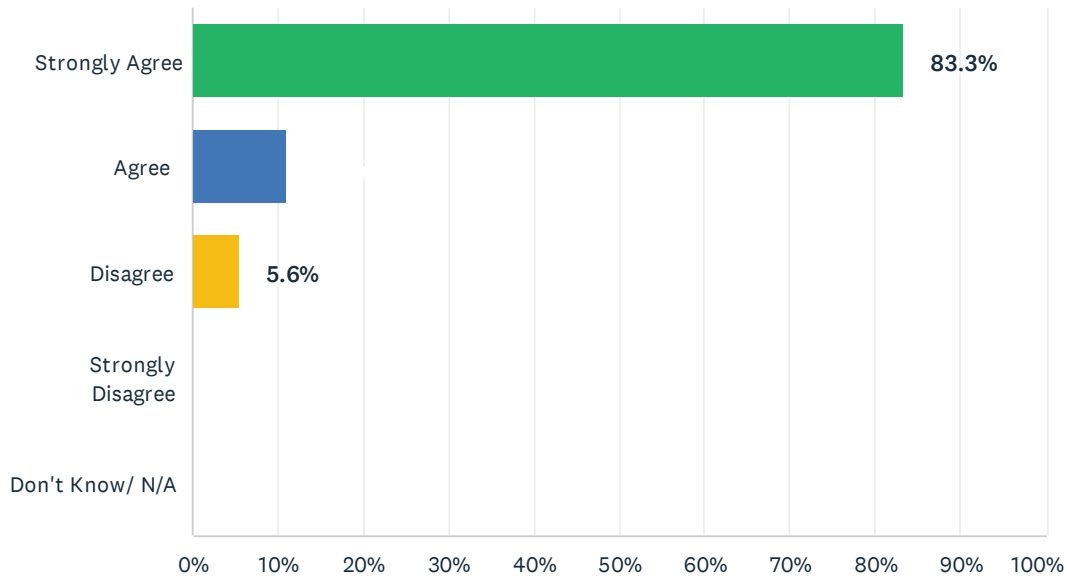
Answered: 18 Skipped: 54



ANSWER CHOICES	RESPONSES	
Strongly Agree	83.3%	15
Agree	11.1%	2
Disagree	5.6%	1
Strongly Disagree	0.0%	0
Don't Know/ N/A	0.0%	0
TOTAL		18

Q37 When I have had an issue to discuss with the principal or assistant principal he or she responded to my concerns in a professional manner, whether or not he or she agreed with me.

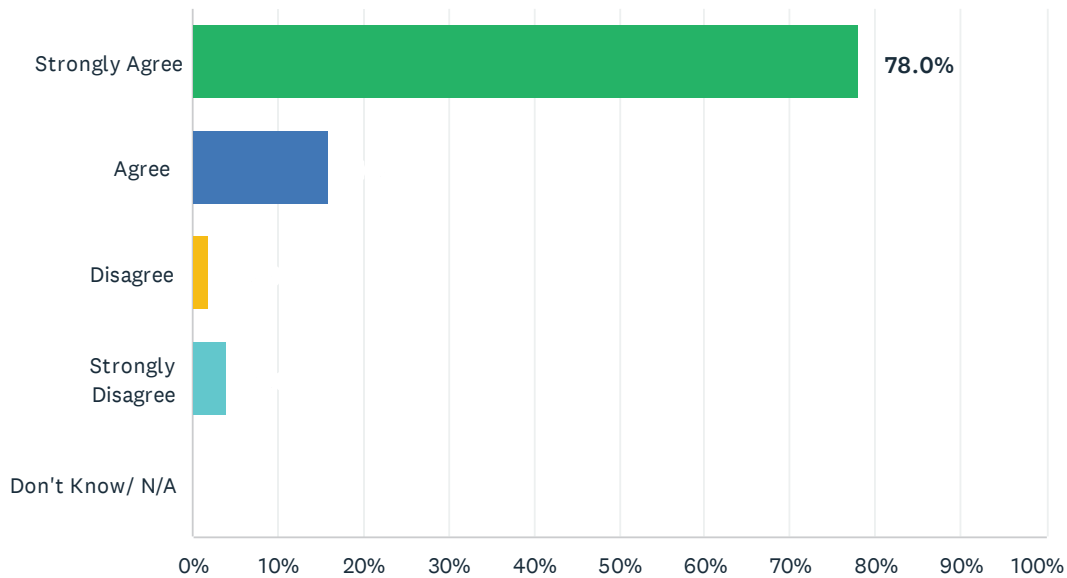
Answered: 18 Skipped: 54



ANSWER CHOICES	RESPONSES	
Strongly Agree	83.3%	15
Agree	11.1%	2
Disagree	5.6%	1
Strongly Disagree	0.0%	0
Don't Know/ N/A	0.0%	0
TOTAL		18

Q38 I feel welcome in my child's school.

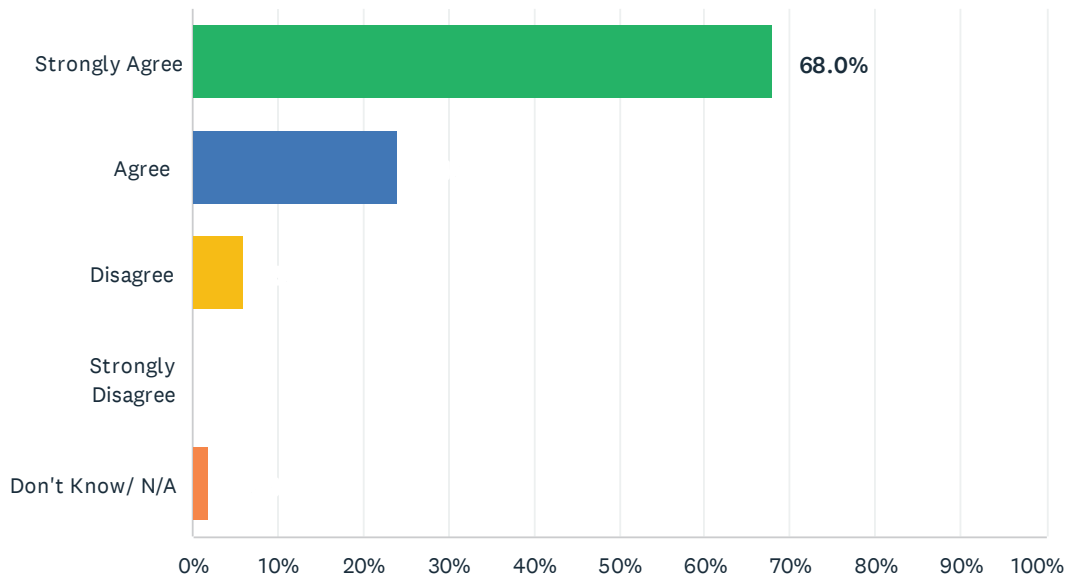
Answered: 50 Skipped: 22



ANSWER CHOICES	RESPONSES	
Strongly Agree	78.0%	39
Agree	16.0%	8
Disagree	2.0%	1
Strongly Disagree	4.0%	2
Don't Know/ N/A	0.0%	0
TOTAL		50

Q39 I am kept informed about what my child is learning in school.

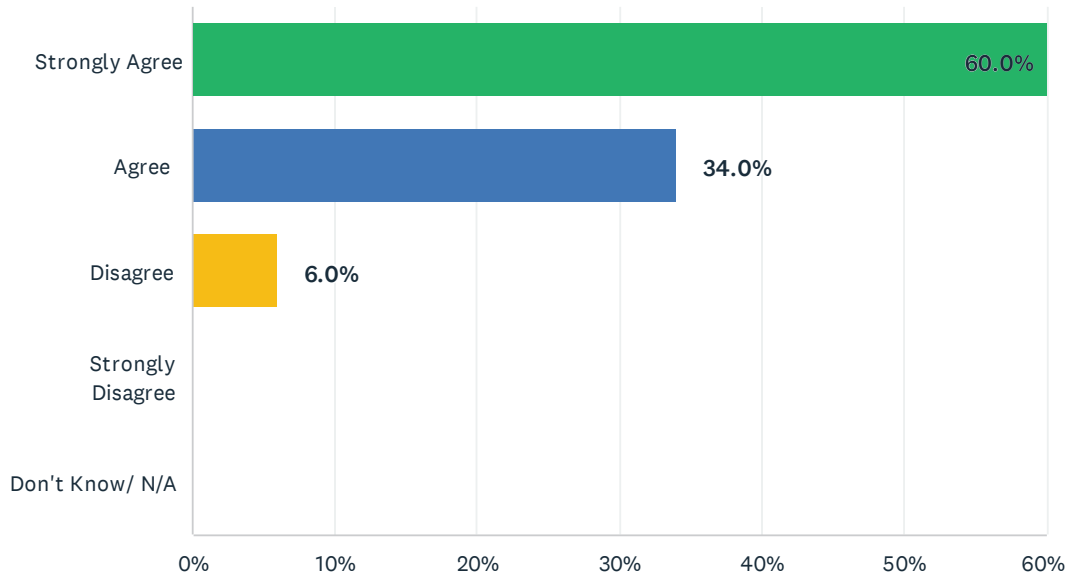
Answered: 50 Skipped: 22



ANSWER CHOICES	RESPONSES	
Strongly Agree	68.0%	34
Agree	24.0%	12
Disagree	6.0%	3
Strongly Disagree	0.0%	0
Don't Know/ N/A	2.0%	1
TOTAL		50

Q40 I am kept informed about my child's grades.

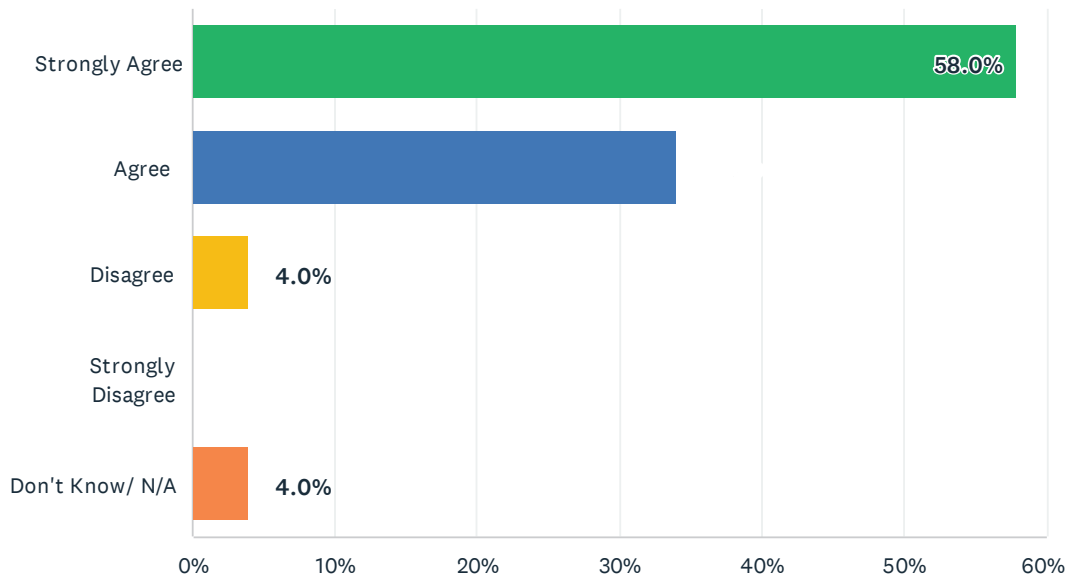
Answered: 50 Skipped: 22



ANSWER CHOICES	RESPONSES	
Strongly Agree	60.0%	30
Agree	34.0%	17
Disagree	6.0%	3
Strongly Disagree	0.0%	0
Don't Know/ N/A	0.0%	0
TOTAL		50

Q41 I am kept informed about my child's behavior.

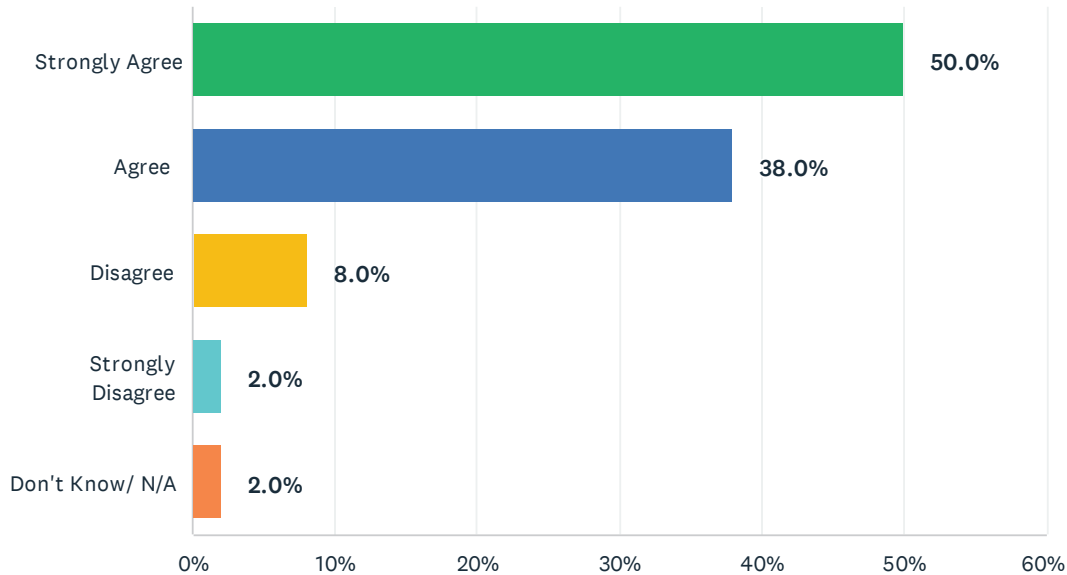
Answered: 50 Skipped: 22



ANSWER CHOICES	RESPONSES	
Strongly Agree	58.0%	29
Agree	34.0%	17
Disagree	4.0%	2
Strongly Disagree	0.0%	0
Don't Know/ N/A	4.0%	2
TOTAL		50

Q42 I am kept informed about activities like tutoring, after-school programs, student performances, parent workshops and other events.

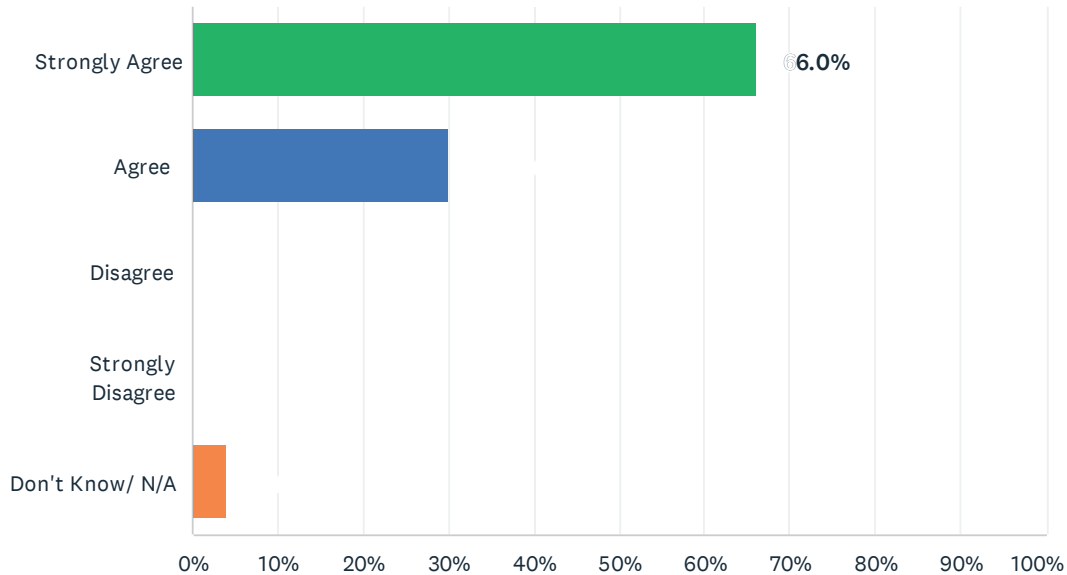
Answered: 50 Skipped: 22



ANSWER CHOICES	RESPONSES	
Strongly Agree	50.0%	25
Agree	38.0%	19
Disagree	8.0%	4
Strongly Disagree	2.0%	1
Don't Know/ N/A	2.0%	1
TOTAL		50

Q43 My child's teachers are available to discuss my child's learning needs with me.

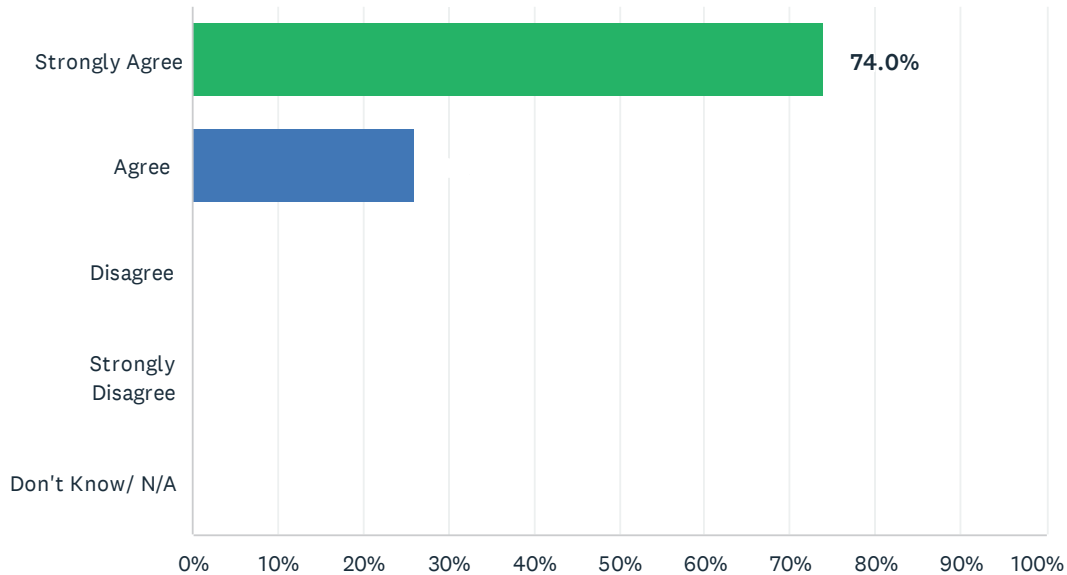
Answered: 50 Skipped: 22



ANSWER CHOICES	RESPONSES	
Strongly Agree	66.0%	33
Agree	30.0%	15
Disagree	0.0%	0
Strongly Disagree	0.0%	0
Don't Know/ N/A	4.0%	2
TOTAL		50

Q44 When I contact my child's teachers, I receive a professional response.

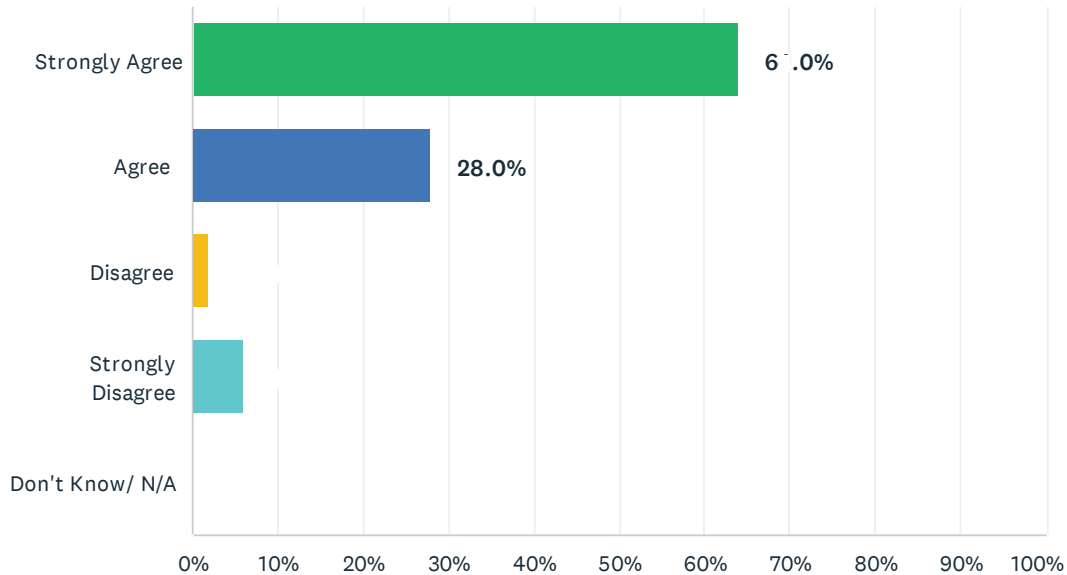
Answered: 50 Skipped: 22



ANSWER CHOICES	RESPONSES	
Strongly Agree	74.0%	37
Agree	26.0%	13
Disagree	0.0%	0
Strongly Disagree	0.0%	0
Don't Know/ N/A	0.0%	0
TOTAL		50

Q45 I am satisfied with the opportunities for me to be involved in my child's school.

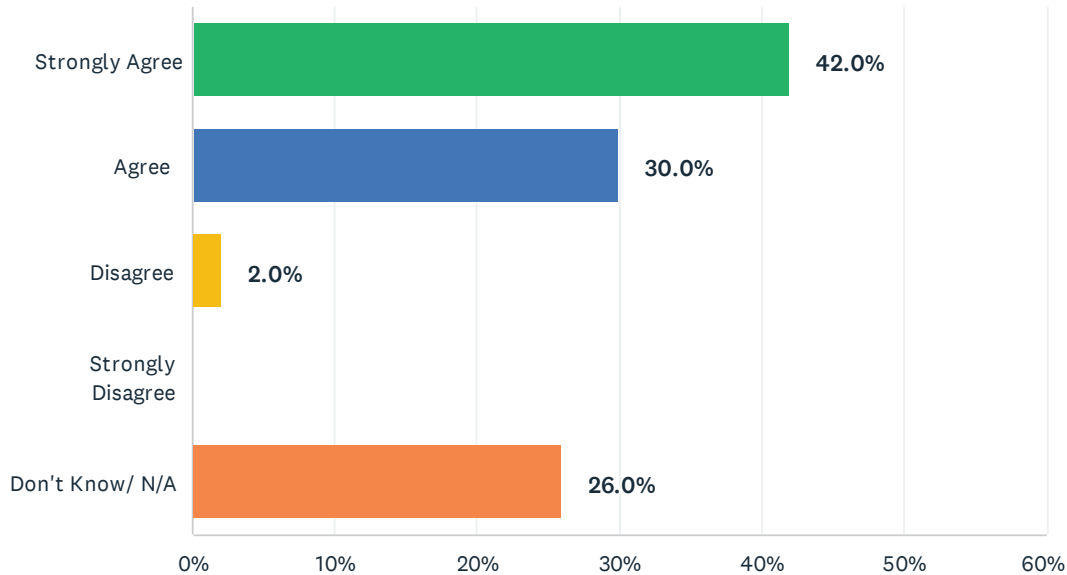
Answered: 50 Skipped: 22



ANSWER CHOICES	RESPONSES	
Strongly Agree	64.0%	32
Agree	28.0%	14
Disagree	2.0%	1
Strongly Disagree	6.0%	3
Don't Know/ N/A	0.0%	0
TOTAL		50

Q46 I feel the parent education opportunities presented by my school are valuable.

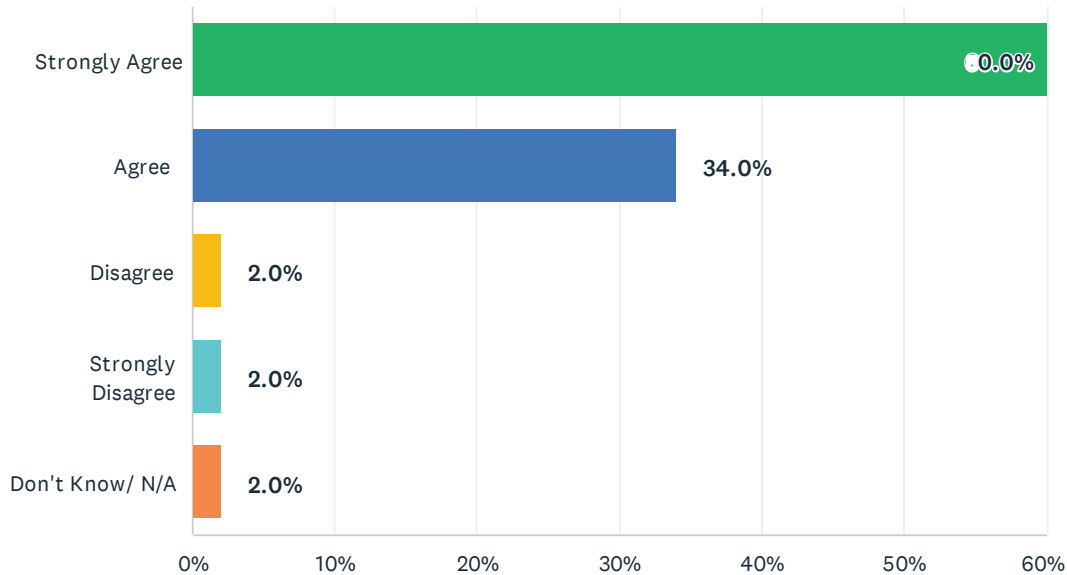
Answered: 50 Skipped: 22



ANSWER CHOICES	RESPONSES	
Strongly Agree	42.0%	21
Agree	30.0%	15
Disagree	2.0%	1
Strongly Disagree	0.0%	0
Don't Know/ N/A	26.0%	13
TOTAL		50

Q47 I am satisfied with the information and communication I receive from my child's school.

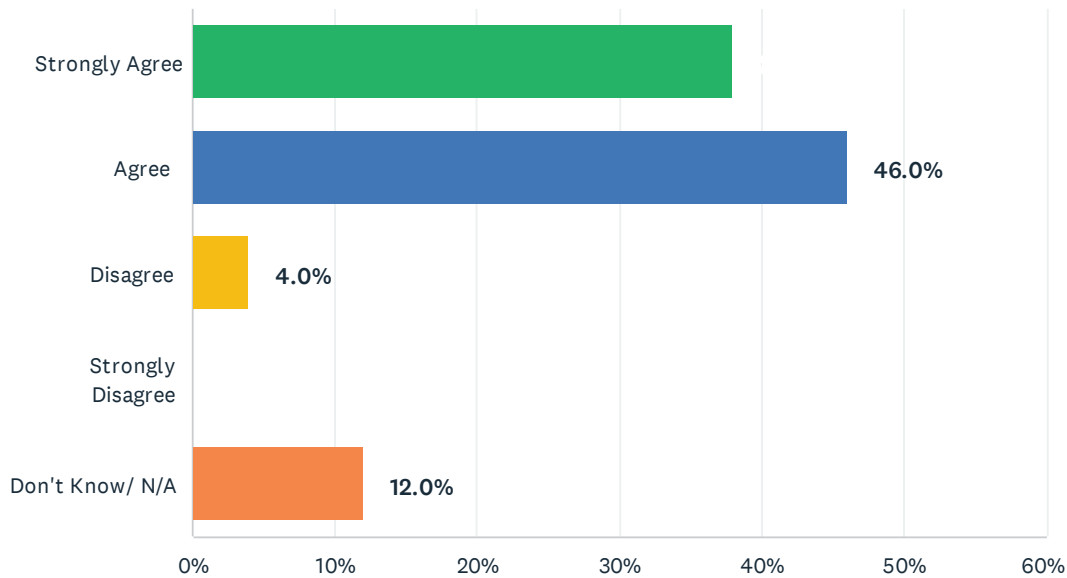
Answered: 50 Skipped: 22



ANSWER CHOICES	RESPONSES	
Strongly Agree	60.0%	30
Agree	34.0%	17
Disagree	2.0%	1
Strongly Disagree	2.0%	1
Don't Know/ N/A	2.0%	1
TOTAL		50

Q48 The school's website is a good source for information.

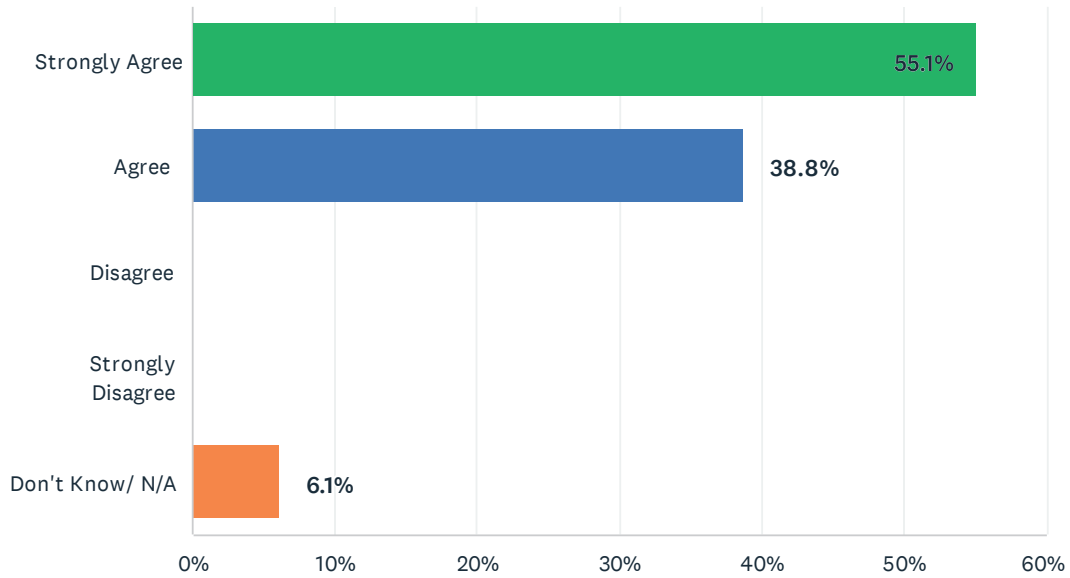
Answered: 50 Skipped: 22



ANSWER CHOICES	RESPONSES	
Strongly Agree	38.0%	19
Agree	46.0%	23
Disagree	4.0%	2
Strongly Disagree	0.0%	0
Don't Know/ N/A	12.0%	6
TOTAL		50

Q49 My child is safe at school.

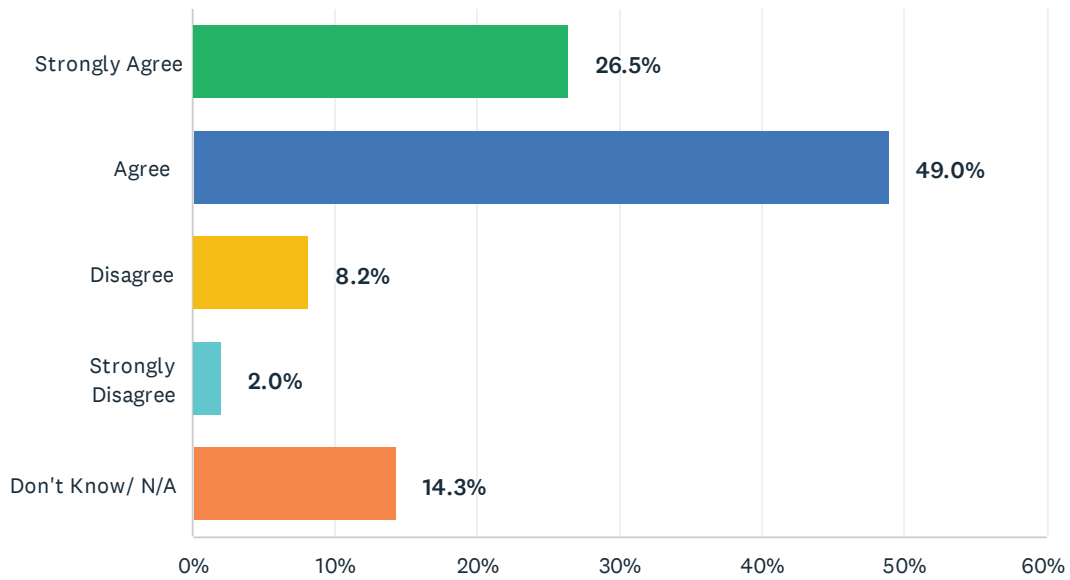
Answered: 49 Skipped: 23



ANSWER CHOICES	RESPONSES	
Strongly Agree	55.1%	27
Agree	38.8%	19
Disagree	0.0%	0
Strongly Disagree	0.0%	0
Don't Know/ N/A	6.1%	3
TOTAL		49

Q50 My child is safe when riding the school bus.

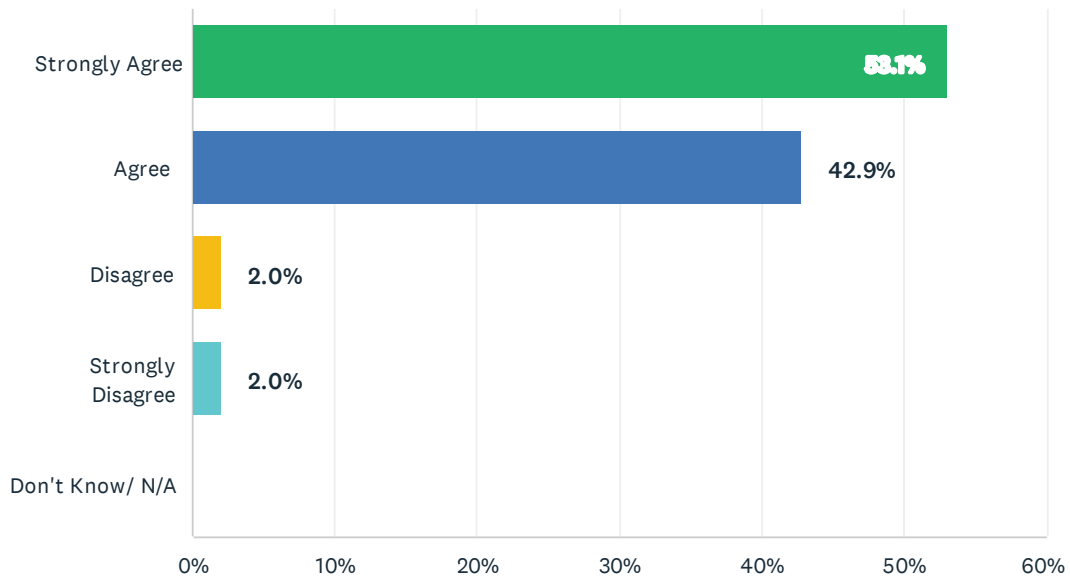
Answered: 49 Skipped: 23



ANSWER CHOICES	RESPONSES	
Strongly Agree	26.5%	13
Agree	49.0%	24
Disagree	8.2%	4
Strongly Disagree	2.0%	1
Don't Know/ N/A	14.3%	7
TOTAL		49

Q51 My child feels a sense of belonging.

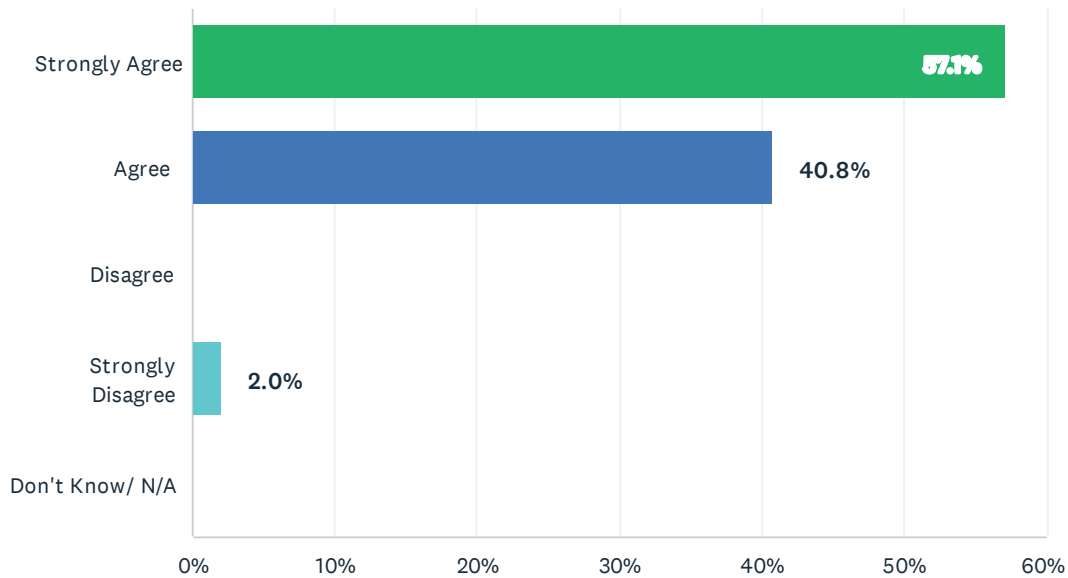
Answered: 49 Skipped: 23



ANSWER CHOICES	RESPONSES	
Strongly Agree	53.1%	26
Agree	42.9%	21
Disagree	2.0%	1
Strongly Disagree	2.0%	1
Don't Know/ N/A	0.0%	0
TOTAL		49

Q52 Teachers and students respect one another at this school.

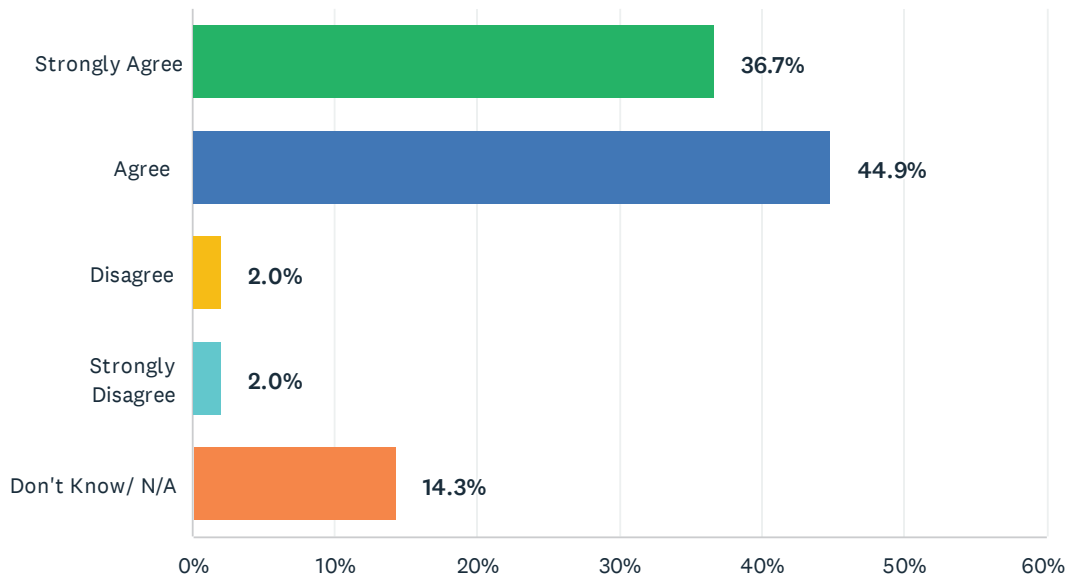
Answered: 49 Skipped: 23



ANSWER CHOICES	RESPONSES	
Strongly Agree	57.1%	28
Agree	40.8%	20
Disagree	0.0%	0
Strongly Disagree	2.0%	1
Don't Know/ N/A	0.0%	0
TOTAL		49

Q53 Discipline is fair.

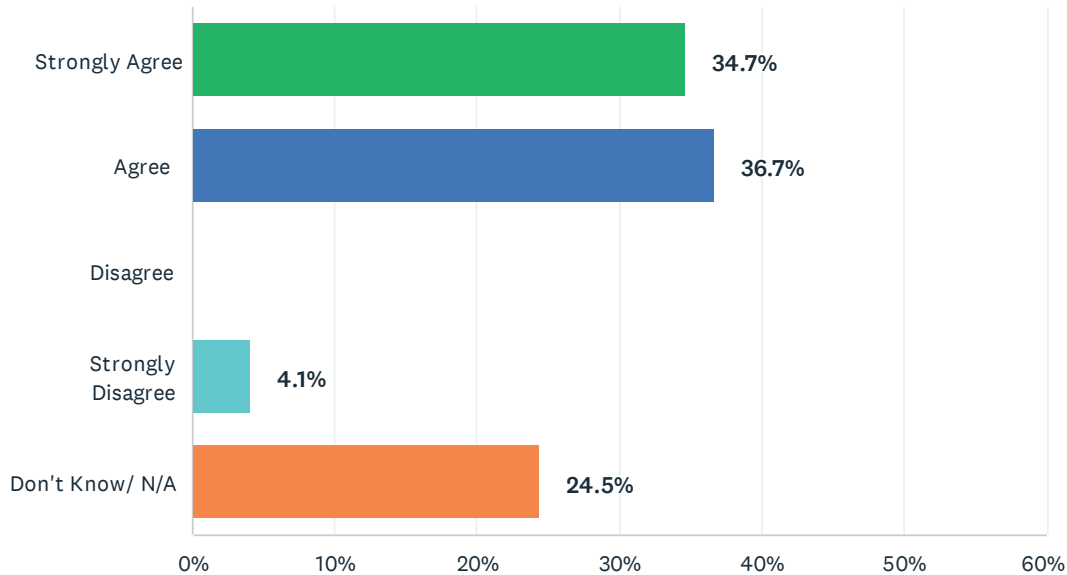
Answered: 49 Skipped: 23



ANSWER CHOICES	RESPONSES	
Strongly Agree	36.7%	18
Agree	44.9%	22
Disagree	2.0%	1
Strongly Disagree	2.0%	1
Don't Know/ N/A	14.3%	7
TOTAL		49

Q54 When threatening behavior between students arises, the school staff intervene appropriately.

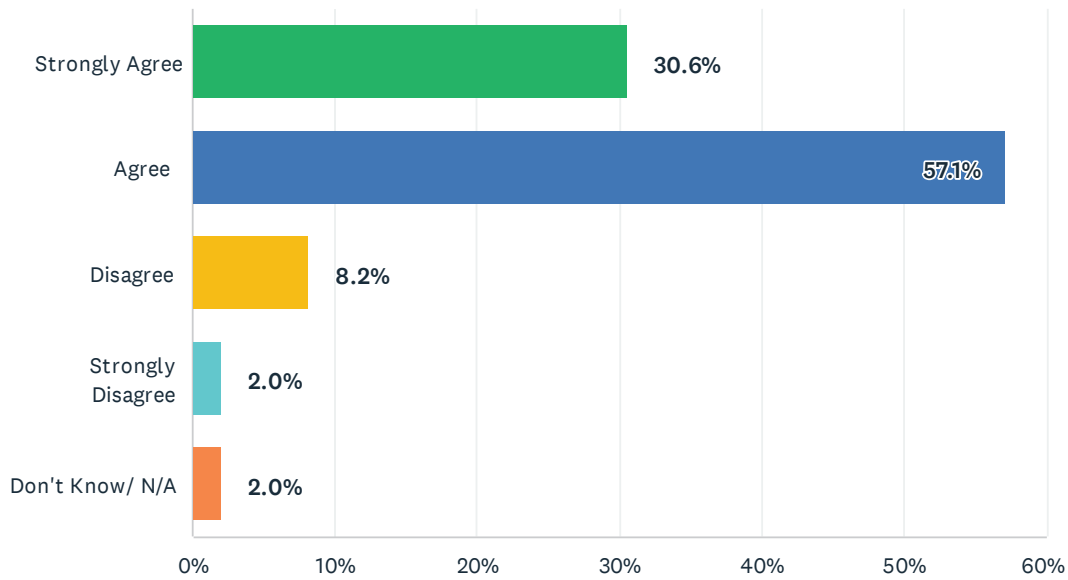
Answered: 49 Skipped: 23



ANSWER CHOICES	RESPONSES	
Strongly Agree	34.7%	17
Agree	36.7%	18
Disagree	0.0%	0
Strongly Disagree	4.1%	2
Don't Know/ N/A	24.5%	12
TOTAL		49

Q55 Students treat each other with kindness and respect.

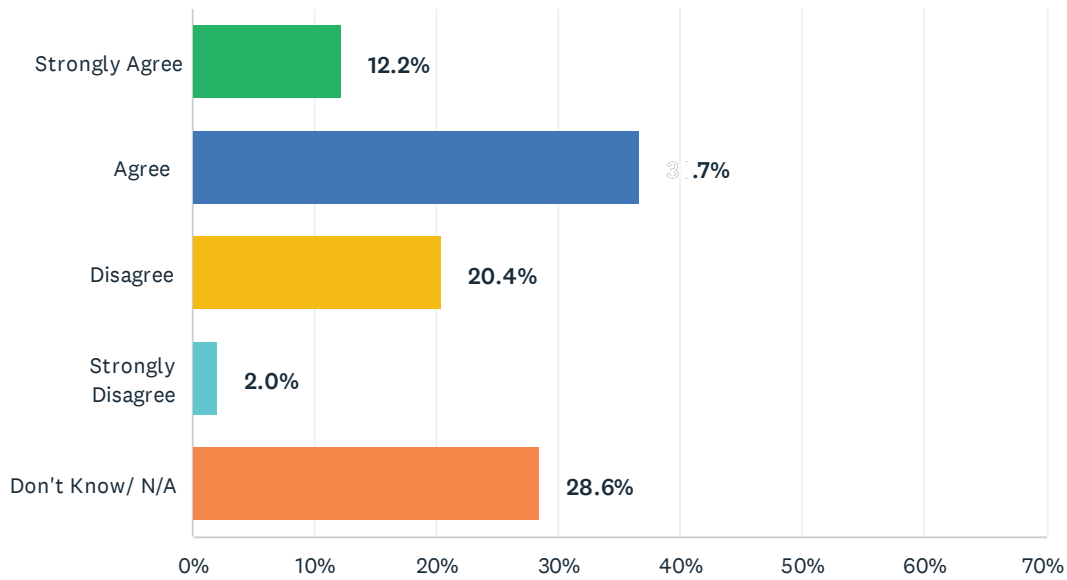
Answered: 49 Skipped: 23



ANSWER CHOICES	RESPONSES	
Strongly Agree	30.6%	15
Agree	57.1%	28
Disagree	8.2%	4
Strongly Disagree	2.0%	1
Don't Know/ N/A	2.0%	1
TOTAL		49

Q56 Students are kind and respectful on the bus.

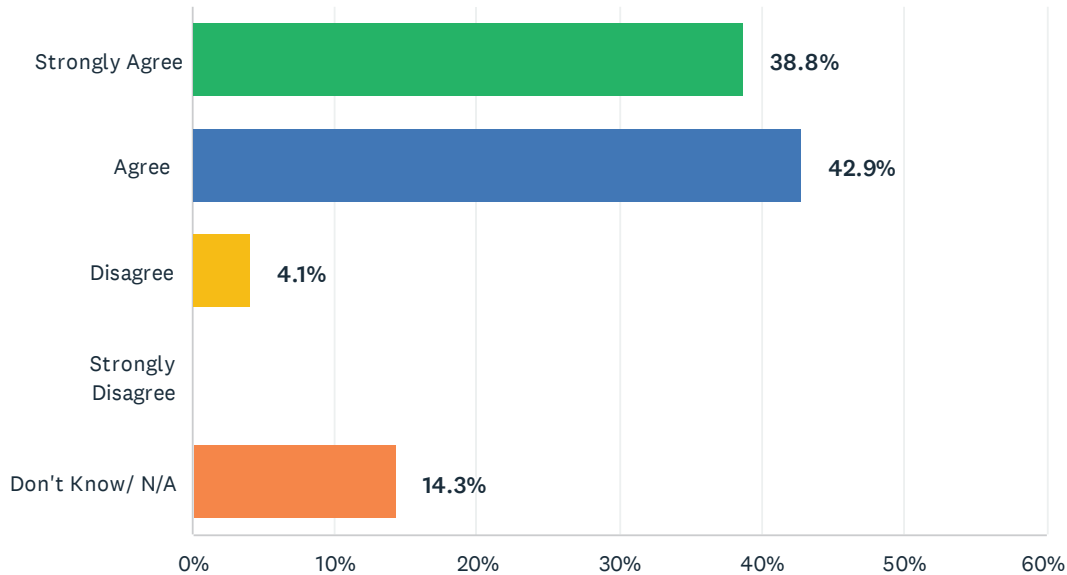
Answered: 49 Skipped: 23



ANSWER CHOICES	RESPONSES	
Strongly Agree	12.2%	6
Agree	36.7%	18
Disagree	20.4%	10
Strongly Disagree	2.0%	1
Don't Know/ N/A	28.6%	14
TOTAL		49

Q57 I feel the school's safety protocols and emergency plans are effective and appropriate.

Answered: 49 Skipped: 23



ANSWER CHOICES	RESPONSES	
Strongly Agree	38.8%	19
Agree	42.9%	21
Disagree	4.1%	2
Strongly Disagree	0.0%	0
Don't Know/ N/A	14.3%	7
TOTAL		49

Q58 Alcohol and drug use is not a problem at this school.

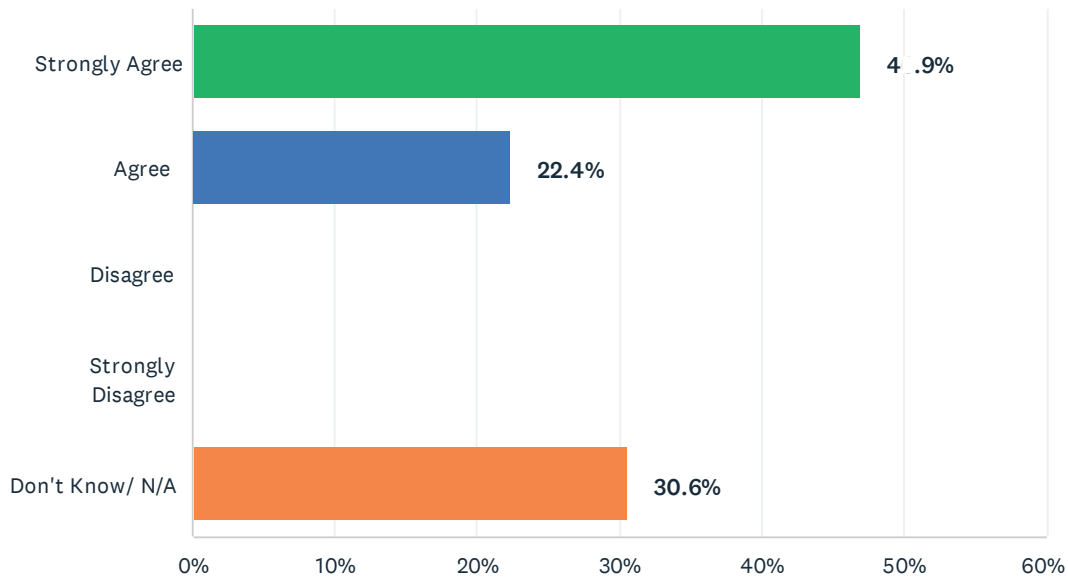
Answered: 0 Skipped: 72

 No matching responses.

ANSWER CHOICES	RESPONSES	
Strongly Agree	0.0%	0
Agree	0.0%	0
Disagree	0.0%	0
Strongly Disagree	0.0%	0
Don't Know/ N/A	0.0%	0
TOTAL		0

Q59 Students do not bring weapons to campus.

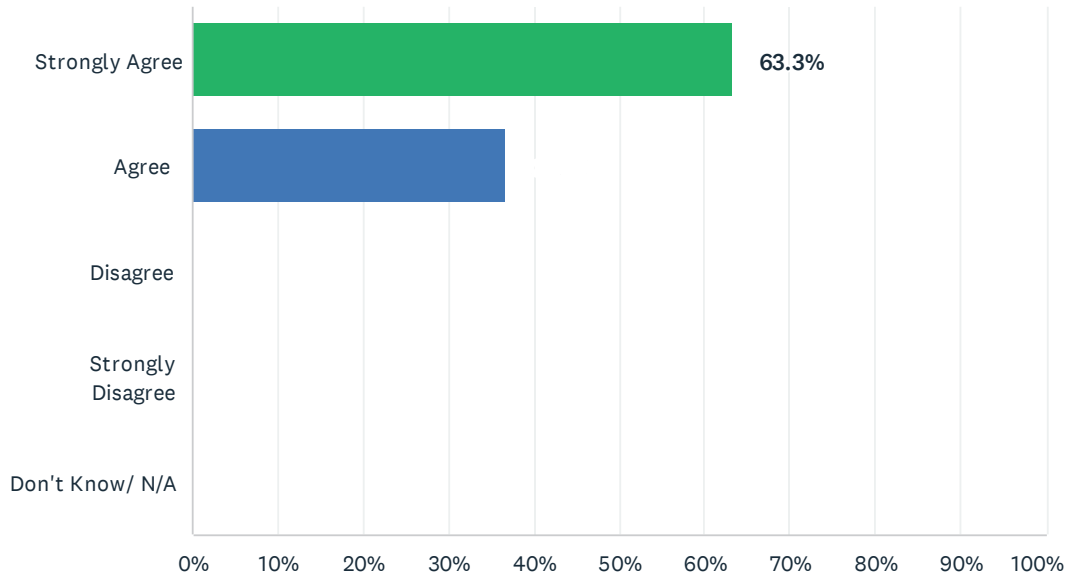
Answered: 49 Skipped: 23



ANSWER CHOICES	RESPONSES	
Strongly Agree	46.9%	23
Agree	22.4%	11
Disagree	0.0%	0
Strongly Disagree	0.0%	0
Don't Know/ N/A	30.6%	15
TOTAL		49

Q60 My child is provided the instructional materials, resources and technology needed for classes.

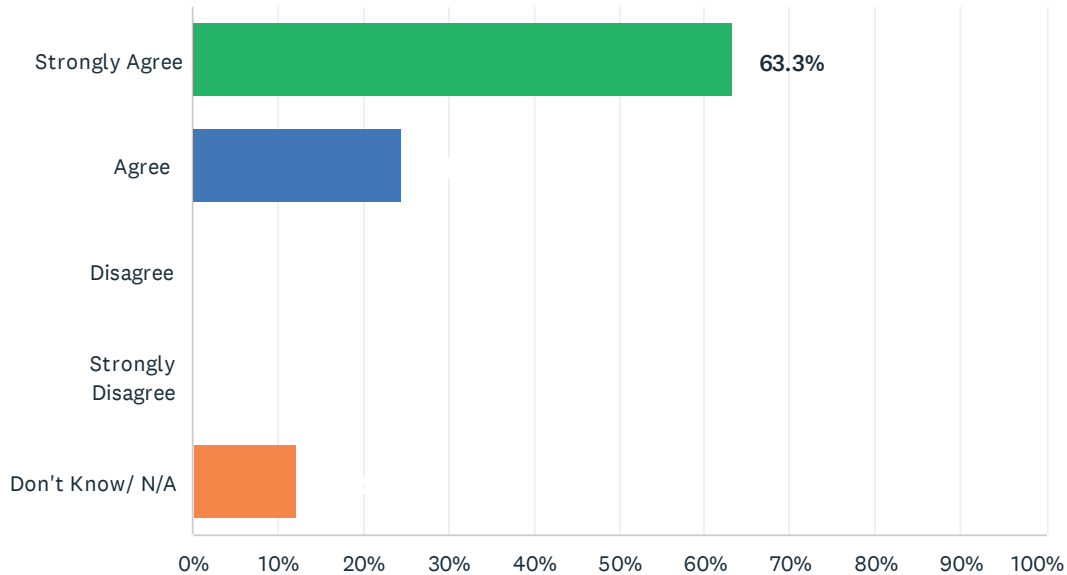
Answered: 49 Skipped: 23



ANSWER CHOICES	RESPONSES	
Strongly Agree	63.3%	31
Agree	36.7%	18
Disagree	0.0%	0
Strongly Disagree	0.0%	0
Don't Know/ N/A	0.0%	0
TOTAL		49

Q61 The school librarian assists in finding resources and reading materials.

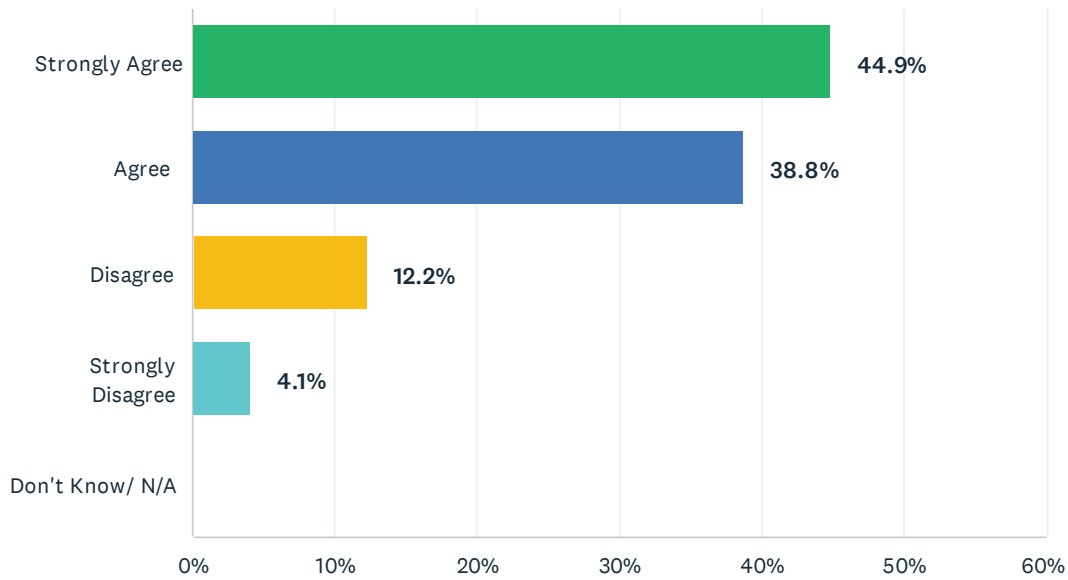
Answered: 49 Skipped: 23



ANSWER CHOICES	RESPONSES	
Strongly Agree	63.3%	31
Agree	24.5%	12
Disagree	0.0%	0
Strongly Disagree	0.0%	0
Don't Know/ N/A	12.2%	6
TOTAL		49

Q62 I feel my child's class sizes are appropriate.

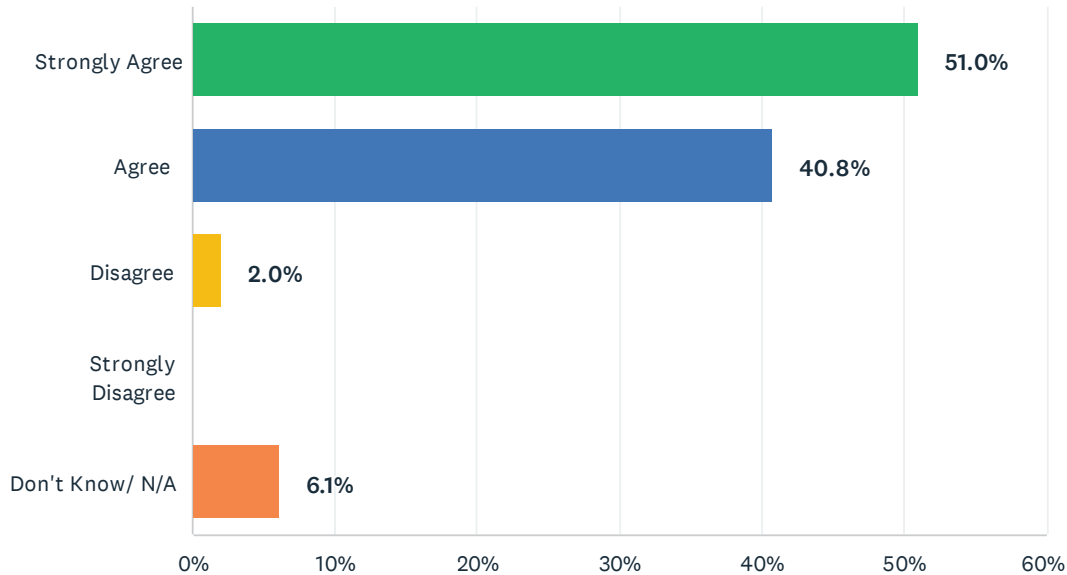
Answered: 49 Skipped: 23



ANSWER CHOICES	RESPONSES	
Strongly Agree	44.9%	22
Agree	38.8%	19
Disagree	12.2%	6
Strongly Disagree	4.1%	2
Don't Know/ N/A	0.0%	0
TOTAL		49

Q63 My child's school counselors are available to help my child with issues that arise at school.

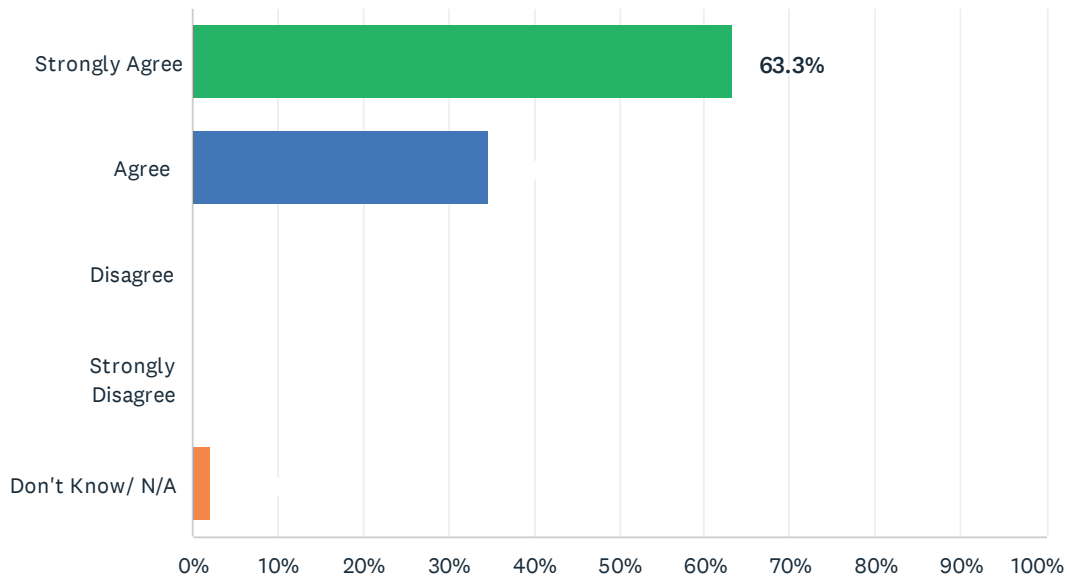
Answered: 49 Skipped: 23



ANSWER CHOICES	RESPONSES	
Strongly Agree	51.0%	25
Agree	40.8%	20
Disagree	2.0%	1
Strongly Disagree	0.0%	0
Don't Know/ N/A	6.1%	3
TOTAL		49

Q64 The school nurse attends to student health issues at school.

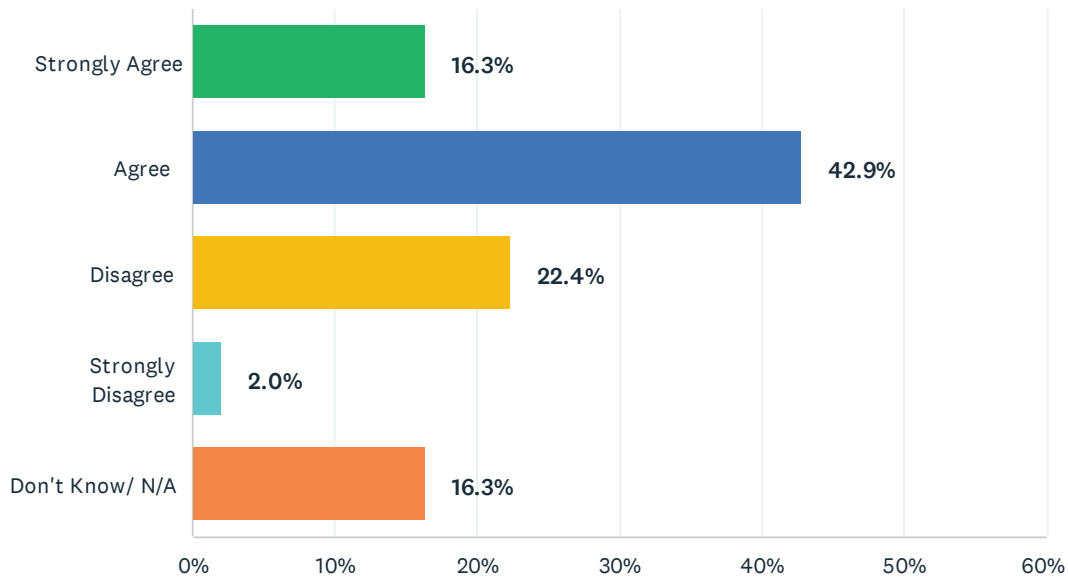
Answered: 49 Skipped: 23



ANSWER CHOICES	RESPONSES	
Strongly Agree	63.3%	31
Agree	34.7%	17
Disagree	0.0%	0
Strongly Disagree	0.0%	0
Don't Know/ N/A	2.0%	1
TOTAL		49

Q65 Healthy food is served in the cafeteria.

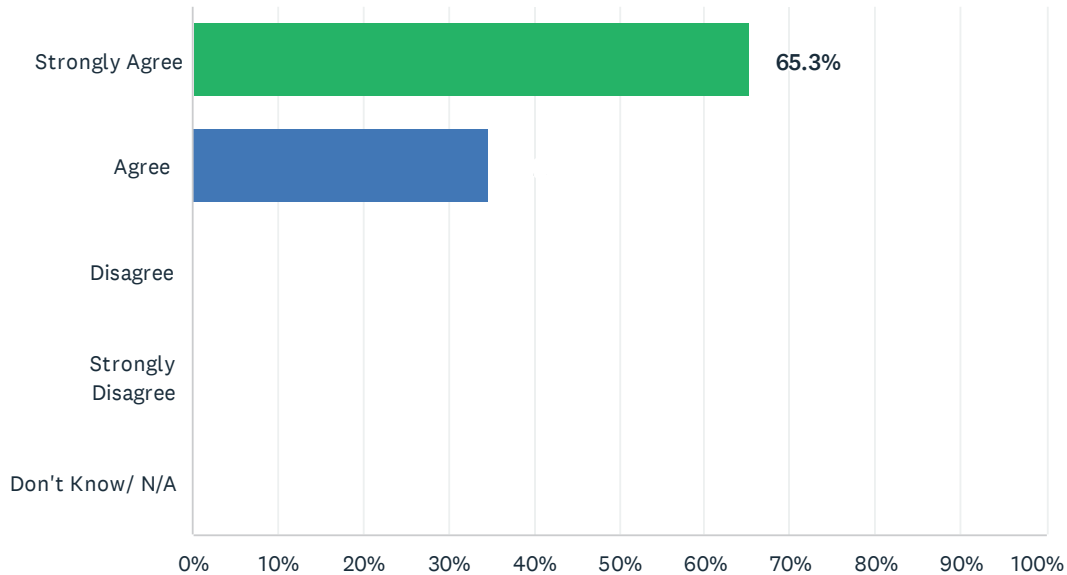
Answered: 49 Skipped: 23



ANSWER CHOICES	RESPONSES	
Strongly Agree	16.3%	8
Agree	42.9%	21
Disagree	22.4%	11
Strongly Disagree	2.0%	1
Don't Know/ N/A	16.3%	8
TOTAL		49

Q66 My child's school is clean and well-maintained (air conditioning and heat work, adequate lighting, grounds kept in order, etc.).

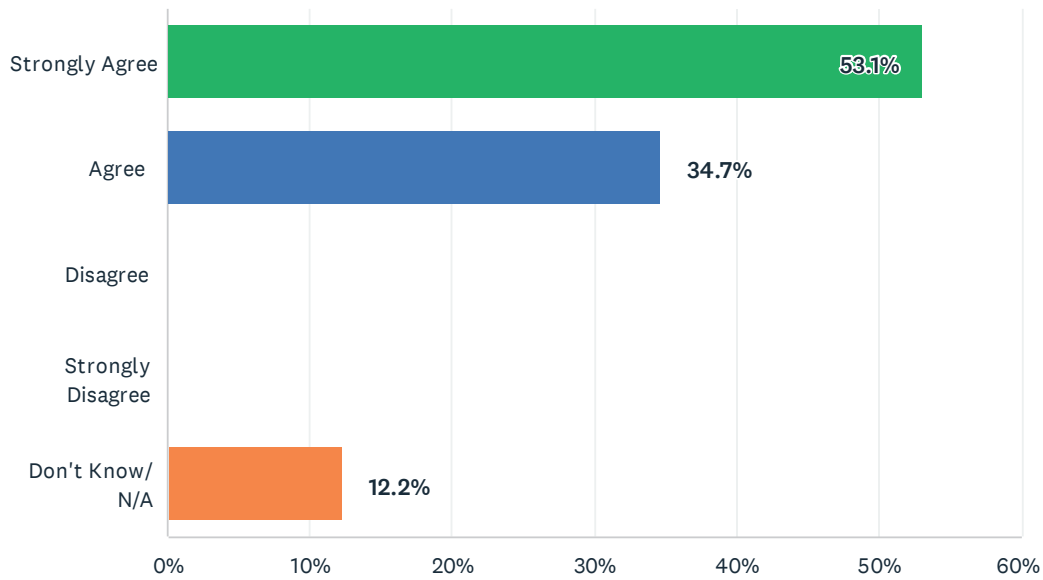
Answered: 49 Skipped: 23



ANSWER CHOICES	RESPONSES	
Strongly Agree	65.3%	32
Agree	34.7%	17
Disagree	0.0%	0
Strongly Disagree	0.0%	0
Don't Know/ N/A	0.0%	0
TOTAL		49

Q67 My child's school bus is on time most days.

Answered: 49 Skipped: 23



ANSWER CHOICES	RESPONSES	
Strongly Agree	53.1%	26
Agree	34.7%	17
Disagree	0.0%	0
Strongly Disagree	0.0%	0
Don't Know/ N/A	12.2%	6
TOTAL		49

Q68 I feel my child is safe because of the security team at WHS.

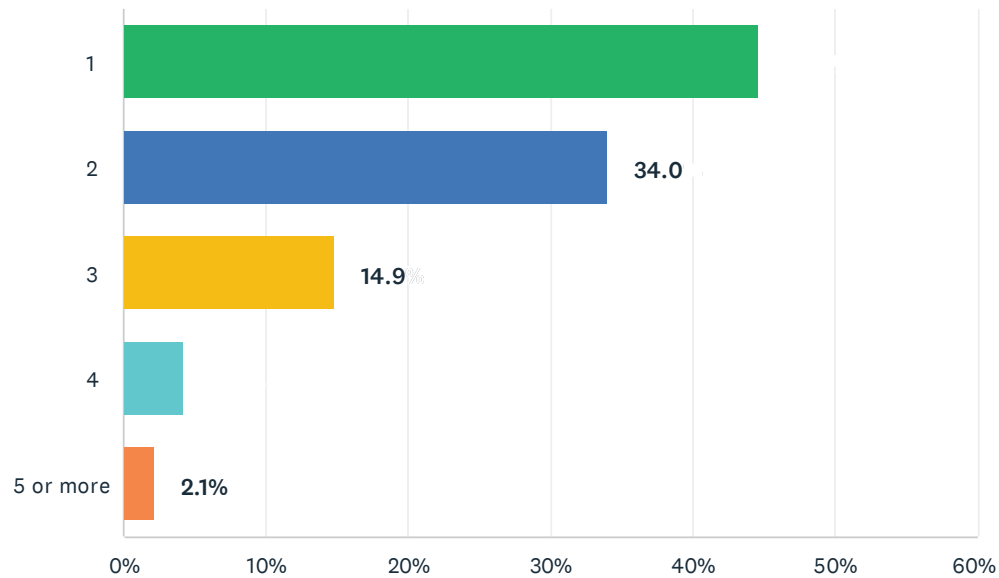
Answered: 0 Skipped: 72

 No matching responses.

ANSWER CHOICES	RESPONSES	
Strongly Agree	0.0%	0
Agree	0.0%	0
Disagree	0.0%	0
Strongly Disagree	0.0%	0
Don't Know/ N/A	0.0%	0
TOTAL		0

Q69 How many children do you have attending a district school?

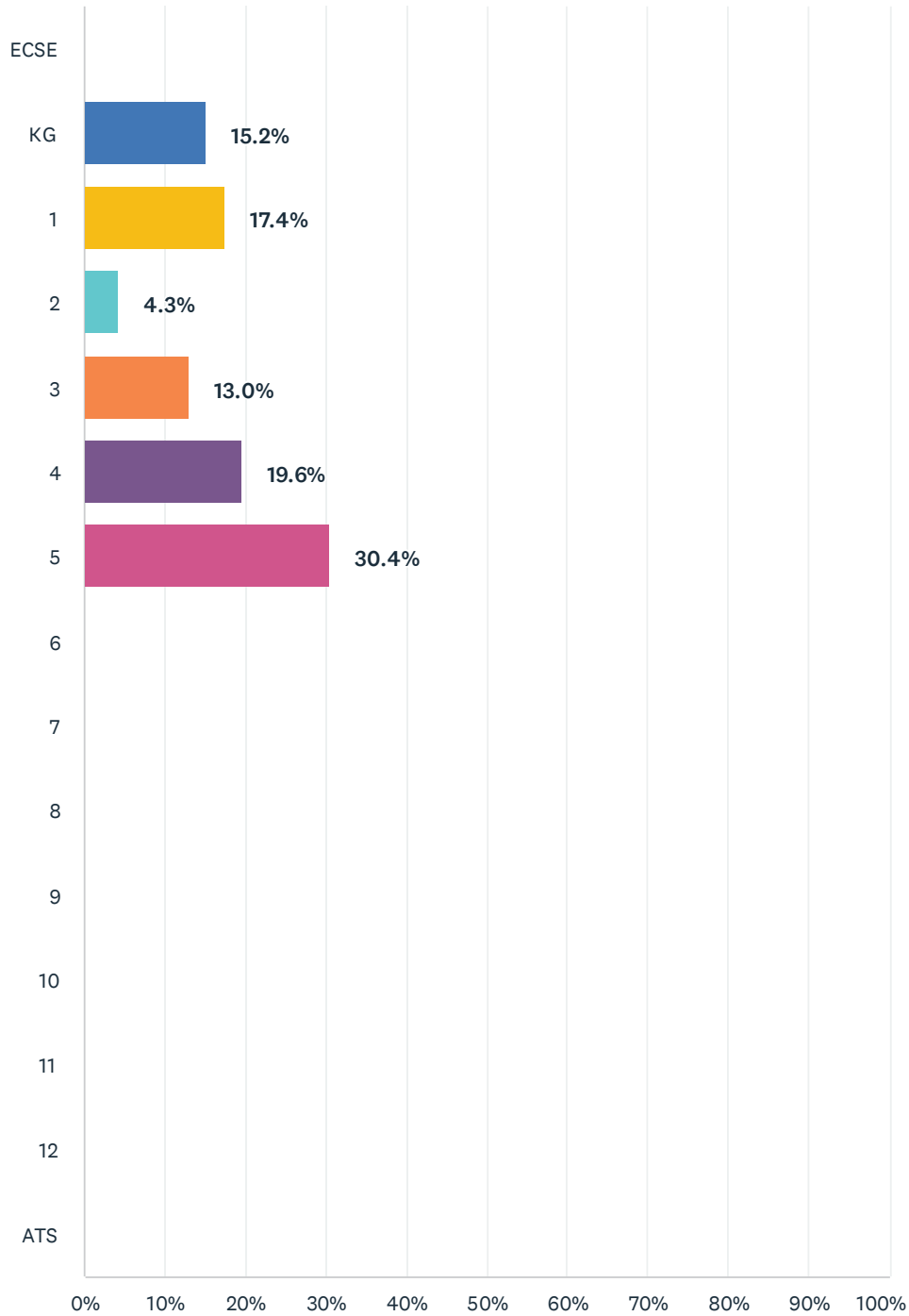
Answered: 47 Skipped: 25



ANSWER CHOICES	RESPONSES	
1	44.7%	21
2	34.0%	16
3	14.9%	7
4	4.3%	2
5 or more	2.1%	1
TOTAL		47

Q70 Please indicate the grade level of the child for whom you are responding.

Answered: 46 Skipped: 26

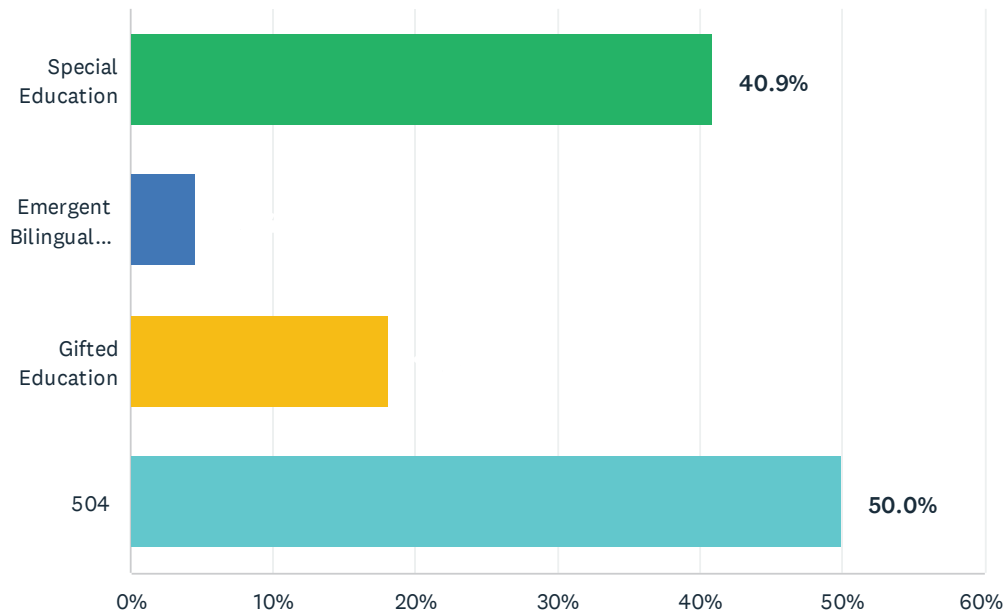


Parent Climate Survey 2022

ANSWER CHOICES	RESPONSES	
ECSE	0.0%	0
KG	15.2%	7
1	17.4%	8
2	4.3%	2
3	13.0%	6
4	19.6%	9
5	30.4%	14
6	0.0%	0
7	0.0%	0
8	0.0%	0
9	0.0%	0
10	0.0%	0
11	0.0%	0
12	0.0%	0
ATS	0.0%	0
TOTAL		46

Q71 Does your child receive any of the following services at this school?

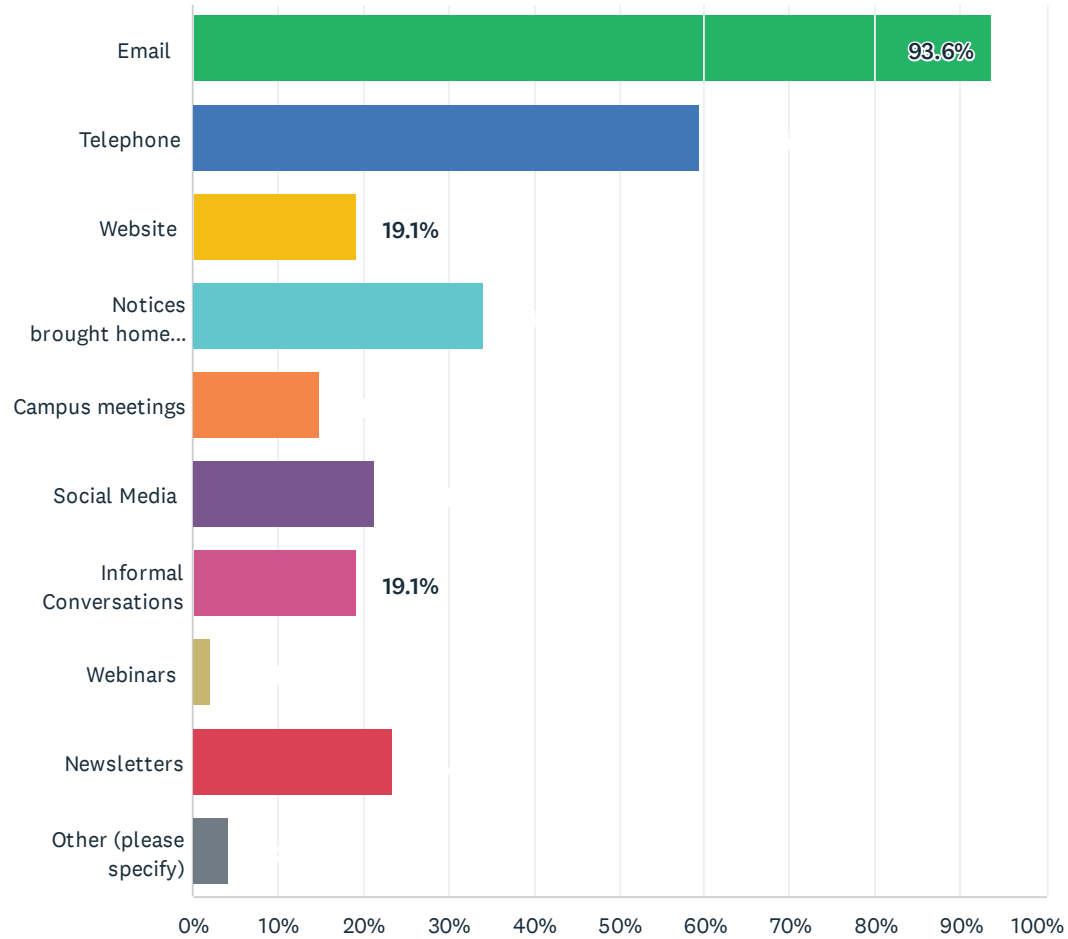
Answered: 22 Skipped: 50



ANSWER CHOICES	RESPONSES	
Special Education	40.9%	9
Emergent Bilingual (Formerly ELL)	4.5%	1
Gifted Education	18.2%	4
504	50.0%	11
Total Respondents: 22		

Q72 What are the best ways for the school to communicate with you about your child's education?

Answered: 47 Skipped: 25

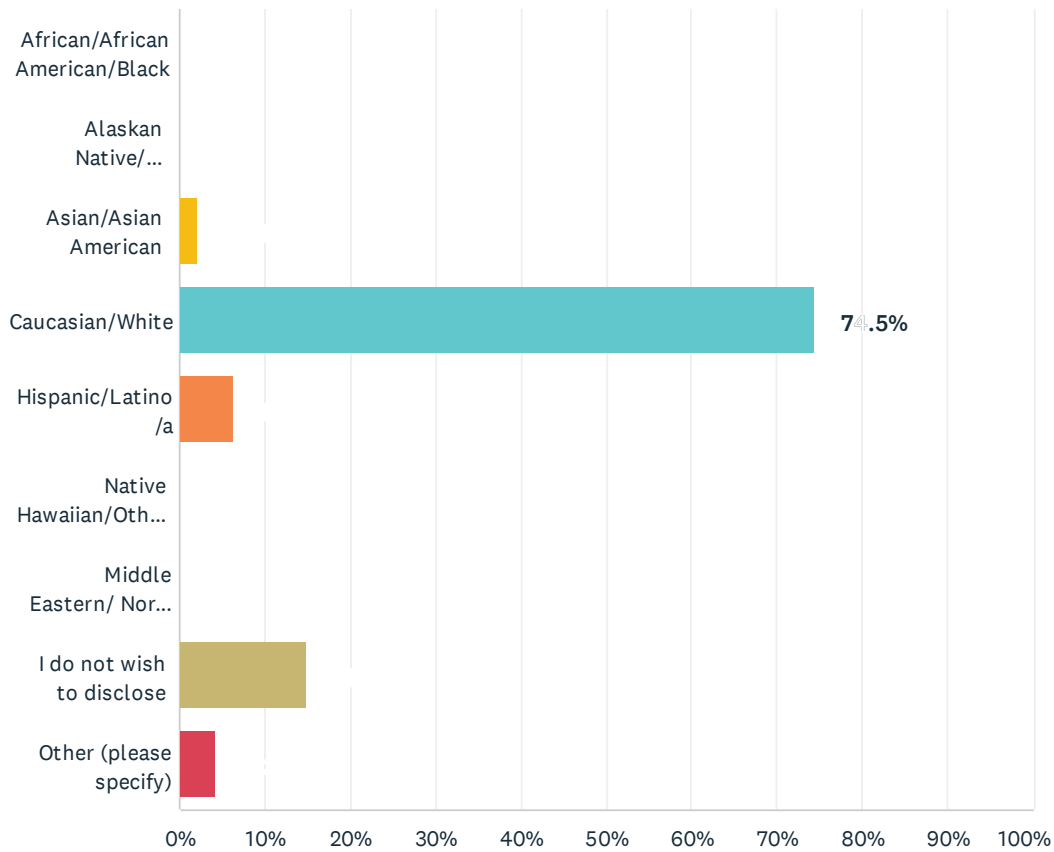


Parent Climate Survey 2022

ANSWER CHOICES	RESPONSES	
Email	93.6%	44
Telephone	59.6%	28
Website	19.1%	9
Notices brought home by student	34.0%	16
Campus meetings	14.9%	7
Social Media	21.3%	10
Informal Conversations	19.1%	9
Webinars	2.1%	1
Newsletters	23.4%	11
Other (please specify)	4.3%	2
Total Respondents: 47		

Q73 What is your race/ethnicity? (Check all that apply.)

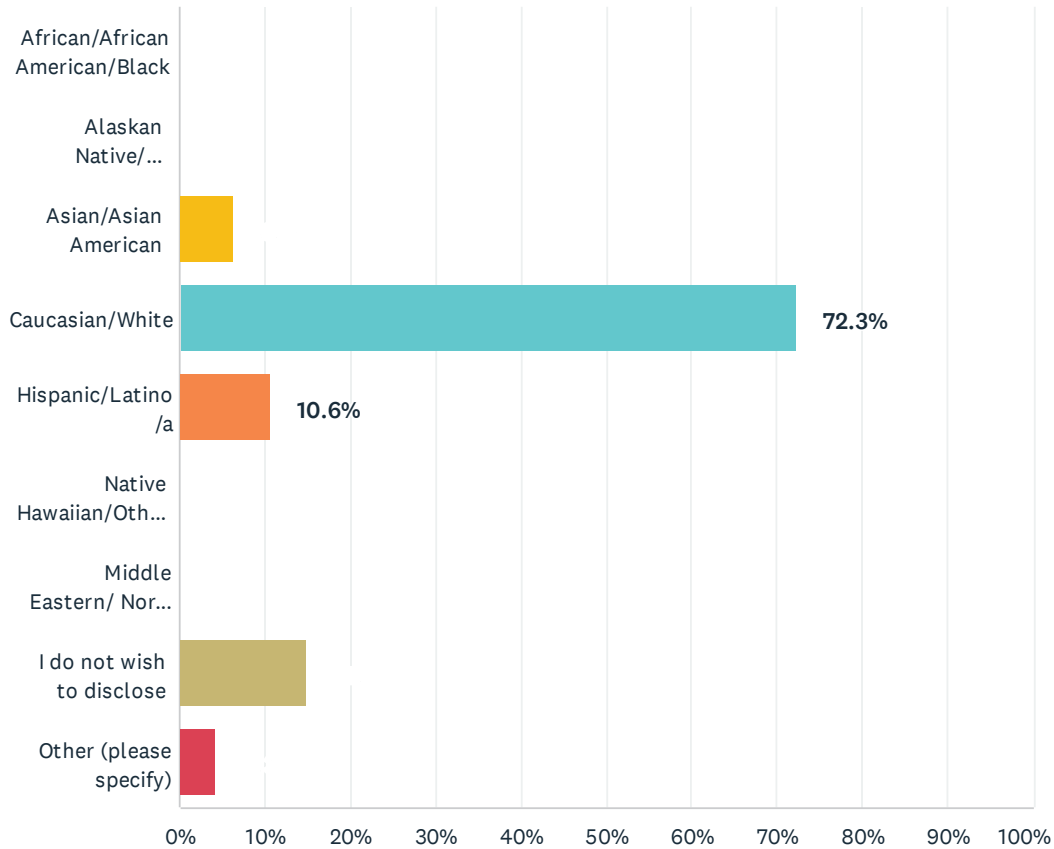
Answered: 47 Skipped: 25



ANSWER CHOICES	RESPONSES	
African/African American/Black	0.0%	0
Alaskan Native/ Indigenous/ Native American	0.0%	0
Asian/Asian American	2.1%	1
Caucasian/White	74.5%	35
Hispanic/Latino/a	6.4%	3
Native Hawaiian/Other Pacific Islander	0.0%	0
Middle Eastern/ North African	0.0%	0
I do not wish to disclose	14.9%	7
Other (please specify)	4.3%	2
Total Respondents: 47		

Q74 What racial/ ethnic groups are represented in your immediate family? (Check all that apply.)

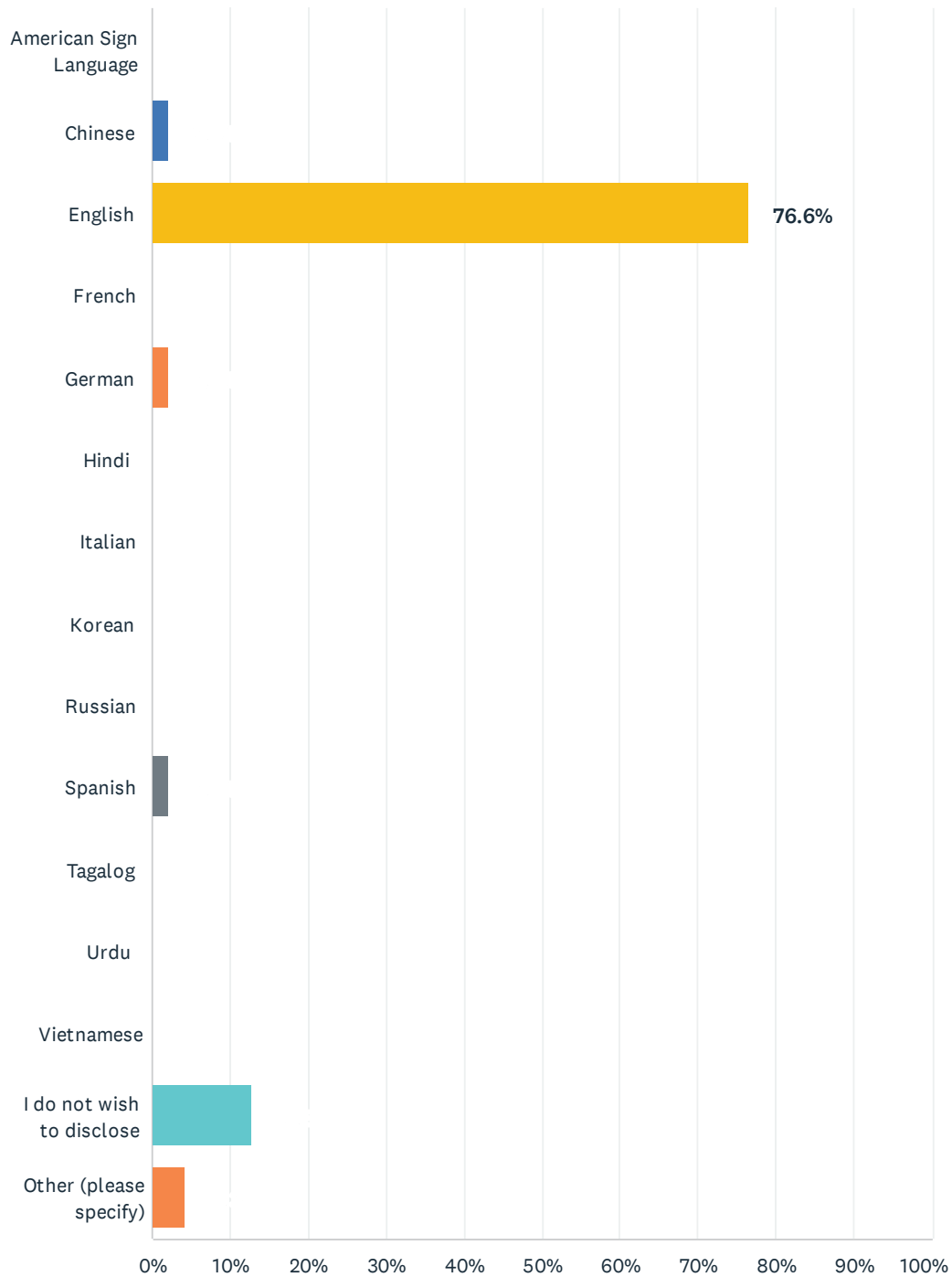
Answered: 47 Skipped: 25



ANSWER CHOICES	RESPONSES	
African/African American/Black	0.0%	0
Alaskan Native/ Indigenous/ Native American	0.0%	0
Asian/Asian American	6.4%	3
Caucasian/White	72.3%	34
Hispanic/Latino/a	10.6%	5
Native Hawaiian/Other Pacific Islander	0.0%	0
Middle Eastern/ North African	0.0%	0
I do not wish to disclose	14.9%	7
Other (please specify)	4.3%	2
Total Respondents: 47		

Q75 What is the primary language spoken in your home?

Answered: 47 Skipped: 25

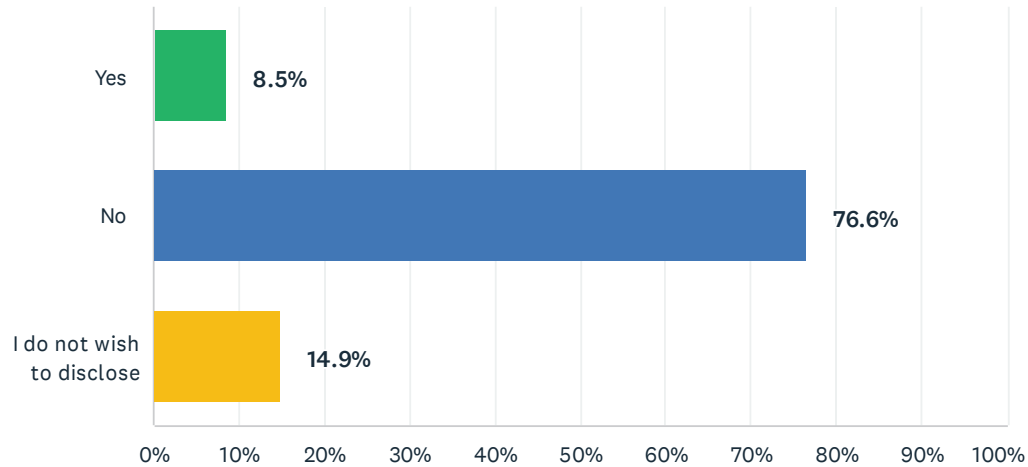


Parent Climate Survey 2022

ANSWER CHOICES	RESPONSES	
American Sign Language	0.0%	0
Chinese	2.1%	1
English	76.6%	36
French	0.0%	0
German	2.1%	1
Hindi	0.0%	0
Italian	0.0%	0
Korean	0.0%	0
Russian	0.0%	0
Spanish	2.1%	1
Tagalog	0.0%	0
Urdu	0.0%	0
Vietnamese	0.0%	0
I do not wish to disclose	12.8%	6
Other (please specify)	4.3%	2
TOTAL		47

Q76 Do you or a member of your immediate family identify as a member of the LGBTQ community?

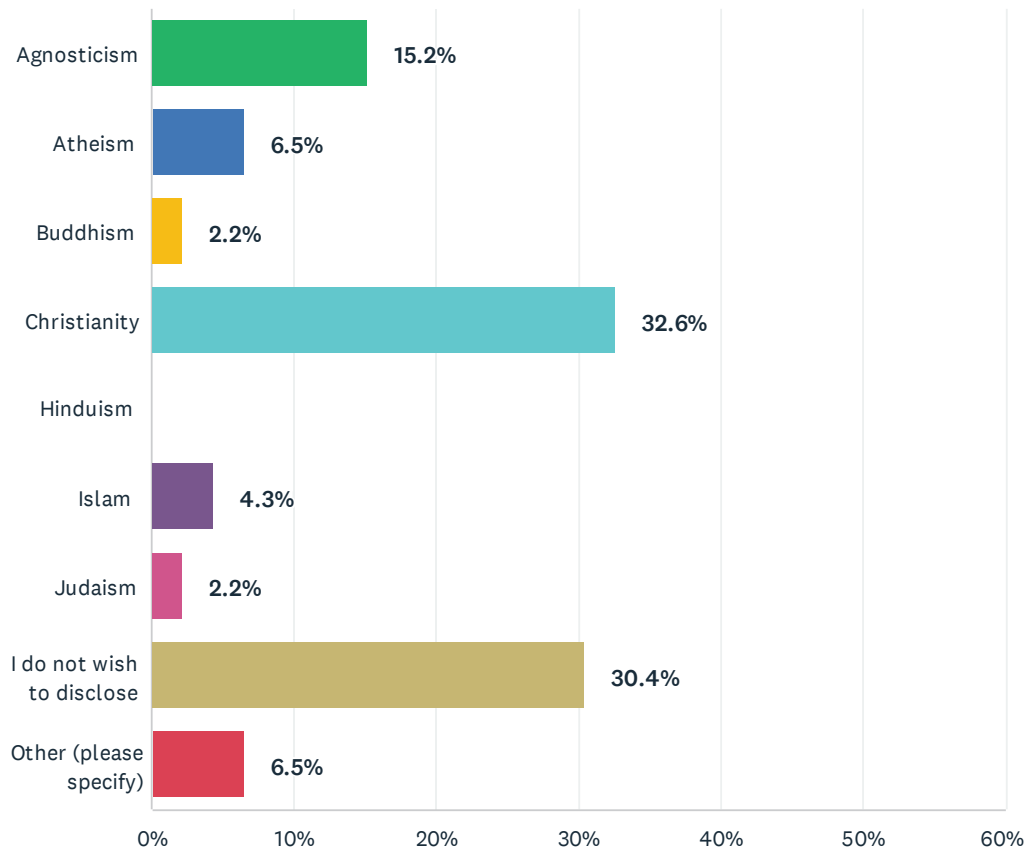
Answered: 47 Skipped: 25



ANSWER CHOICES	RESPONSES	
Yes	8.5%	4
No	76.6%	36
I do not wish to disclose	14.9%	7
TOTAL		47

Q77 What is your religious affiliation?

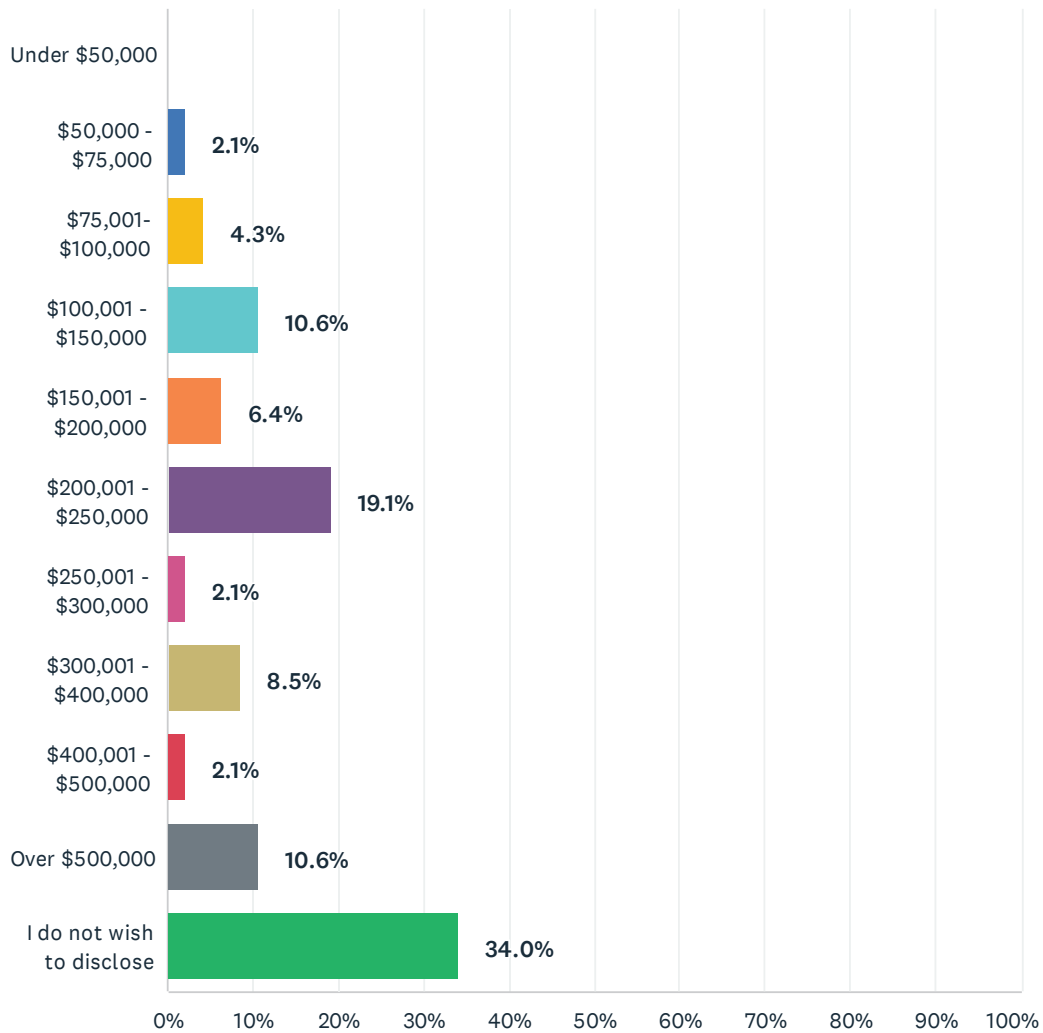
Answered: 46 Skipped: 26



ANSWER CHOICES	RESPONSES	
Agnosticism	15.2%	7
Atheism	6.5%	3
Buddhism	2.2%	1
Christianity	32.6%	15
Hinduism	0.0%	0
Islam	4.3%	2
Judaism	2.2%	1
I do not wish to disclose	30.4%	14
Other (please specify)	6.5%	3
TOTAL		46

Q78 What is your total gross/pretax household income?

Answered: 47 Skipped: 25



Parent Climate Survey 2022

ANSWER CHOICES	RESPONSES	
Under \$50,000	0.0%	0
\$50,000 - \$75,000	2.1%	1
\$75,001- \$100,000	4.3%	2
\$100,001 - \$150,000	10.6%	5
\$150,001 - \$200,000	6.4%	3
\$200,001 - \$250,000	19.1%	9
\$250,001 - \$300,000	2.1%	1
\$300,001 - \$400,000	8.5%	4
\$400,001 - \$500,000	2.1%	1
Over \$500,000	10.6%	5
I do not wish to disclose	34.0%	16
TOTAL		47