



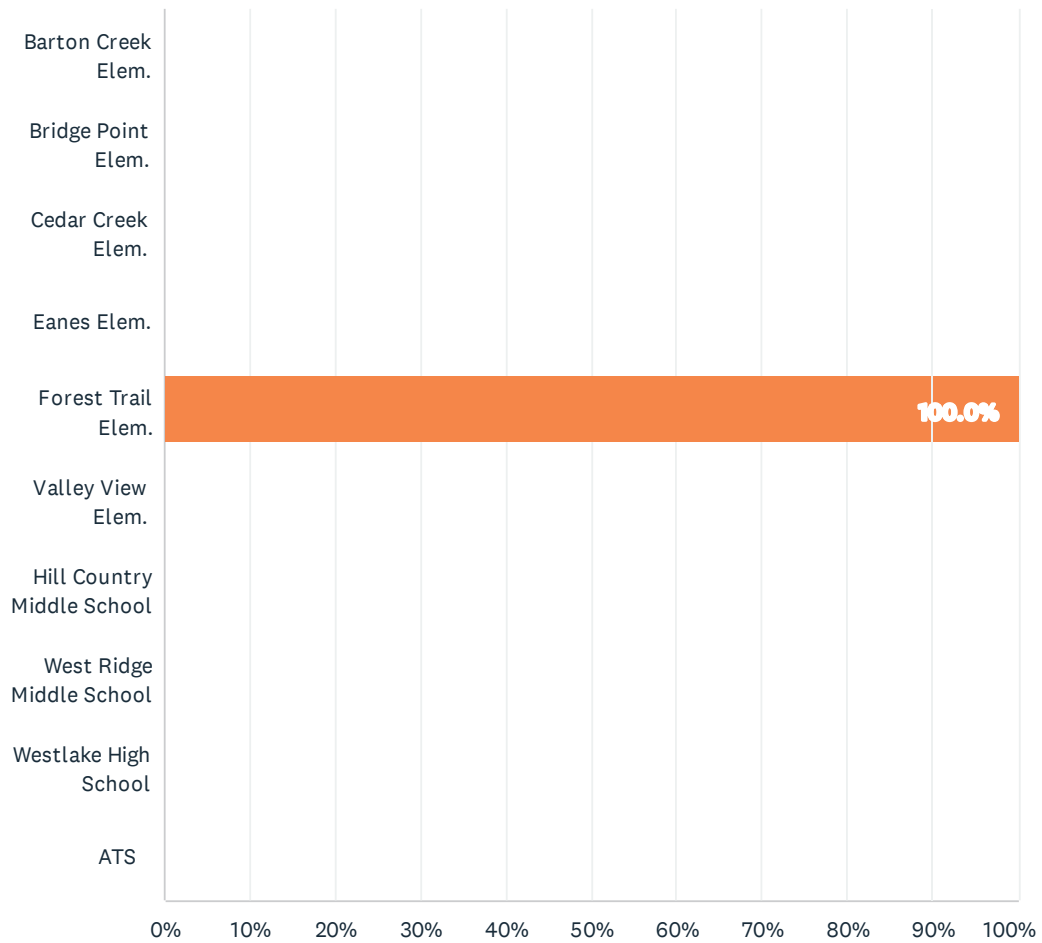
FOREST TRAIL
ELEMENTARY SCHOOL

Parent Climate Survey November 2022

138 Total Responses

Q1 What school does your child attend?

Answered: 138 Skipped: 0

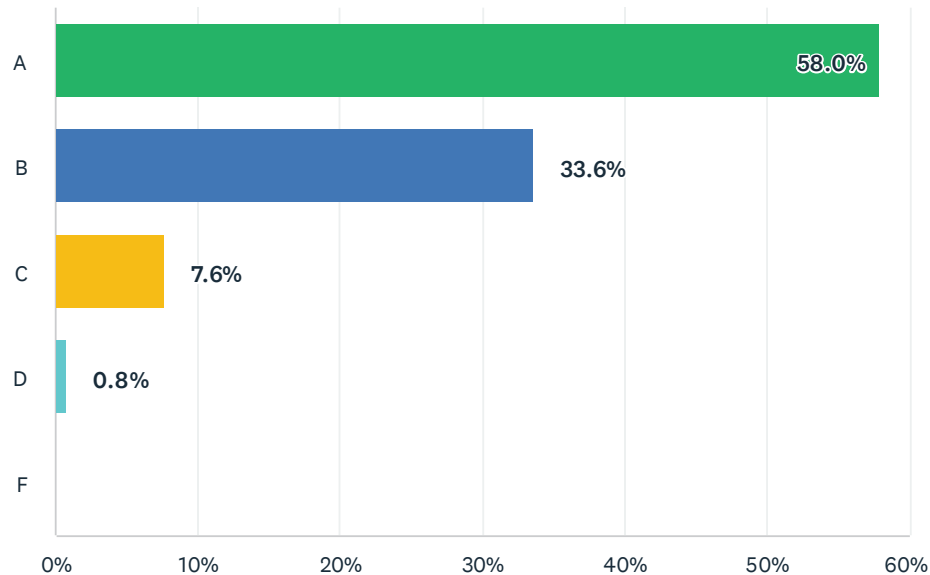


Parent Climate Survey 2022

ANSWER CHOICES	RESPONSES	
Barton Creek Elem.	0.0%	0
Bridge Point Elem.	0.0%	0
Cedar Creek Elem.	0.0%	0
Eanes Elem.	0.0%	0
Forest Trail Elem.	100.0%	138
Valley View Elem.	0.0%	0
Hill Country Middle School	0.0%	0
West Ridge Middle School	0.0%	0
Westlake High School	0.0%	0
ATS	0.0%	0
TOTAL		138

Q2 What grade would you give {{ Q1 }} for how well it is educating your child? Please tell us what rating you would give the quality of your child's school. On this scale, "A" represents outstanding, "C" is average and "F" is failing.

Answered: 131 Skipped: 7



ANSWER CHOICES	RESPONSES	
A	58.0%	76
B	33.6%	44
C	7.6%	10
D	0.8%	1
F	0.0%	0
TOTAL		131

Q3 What are we doing well?

Answered: 40 Skipped: 98

Due to the personal and identifiable information the open-ended survey comments contain, we will not share them publicly. Instead, we are sharing the predetermined responses that provide quantifiable data that allows for easier analysis and comparison.

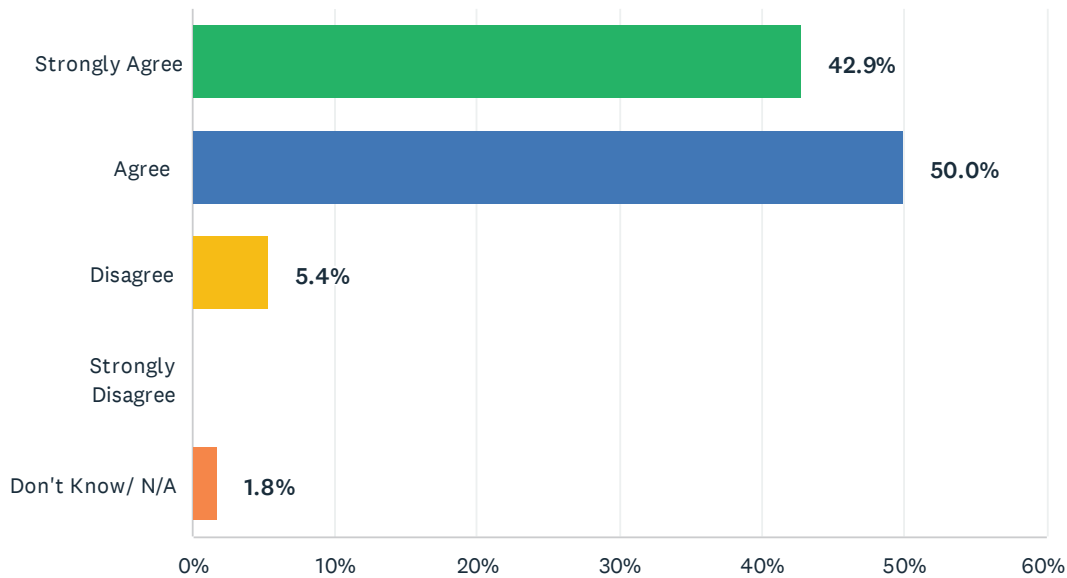
Q4 What we can do to improve?

Answered: 43 Skipped: 95

Due to the personal and identifiable information the open-ended survey comments contain, we will not share them publicly. Instead, we are sharing the predetermined responses that provide quantifiable data that allows for easier analysis and comparison.

Q5 My child is being prepared to do well in the next grade level.

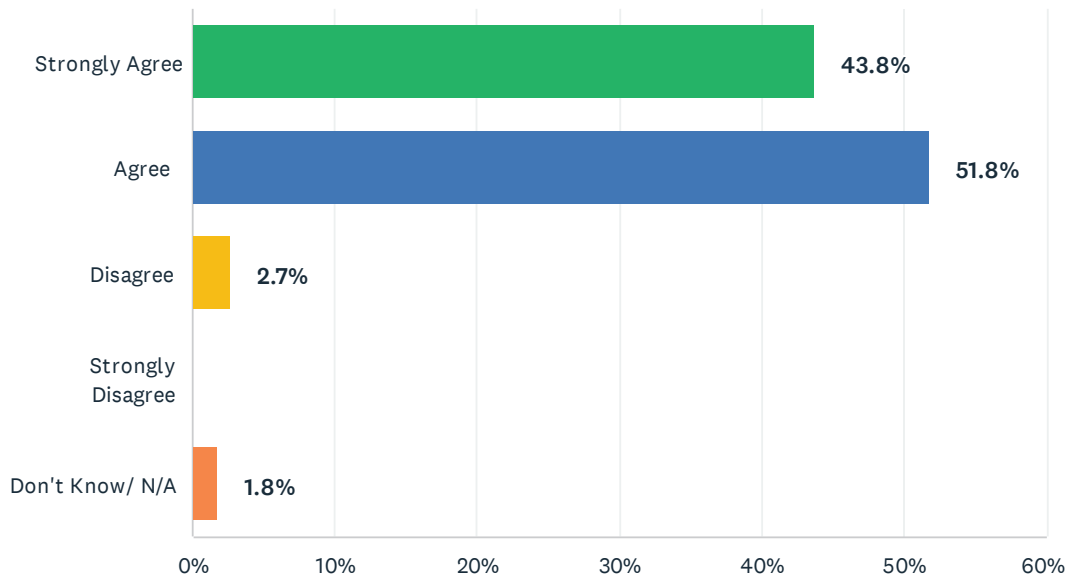
Answered: 112 Skipped: 26



ANSWER CHOICES	RESPONSES	
Strongly Agree	42.9%	48
Agree	50.0%	56
Disagree	5.4%	6
Strongly Disagree	0.0%	0
Don't Know/ N/A	1.8%	2
TOTAL		112

Q6 My child is receiving effective instruction.

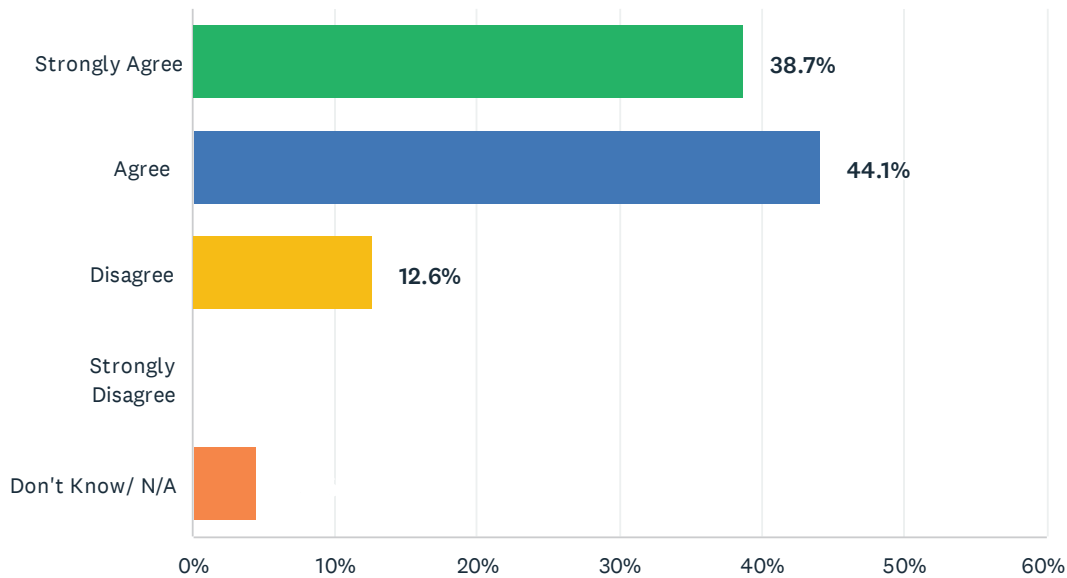
Answered: 112 Skipped: 26



ANSWER CHOICES	RESPONSES	
Strongly Agree	43.8%	49
Agree	51.8%	58
Disagree	2.7%	3
Strongly Disagree	0.0%	0
Don't Know/ N/A	1.8%	2
TOTAL		112

Q7 Teachers set high expectations for my child's learning.

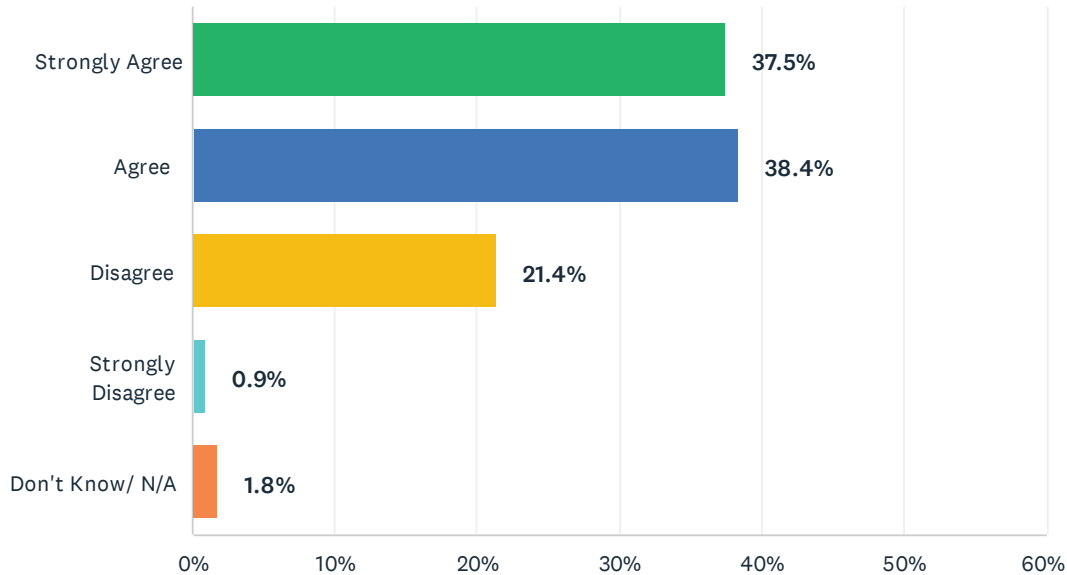
Answered: 111 Skipped: 27



ANSWER CHOICES	RESPONSES	
Strongly Agree	38.7%	43
Agree	44.1%	49
Disagree	12.6%	14
Strongly Disagree	0.0%	0
Don't Know/ N/A	4.5%	5
TOTAL		111

Q8 Teachers give me useful information about how to help my child do well in school.

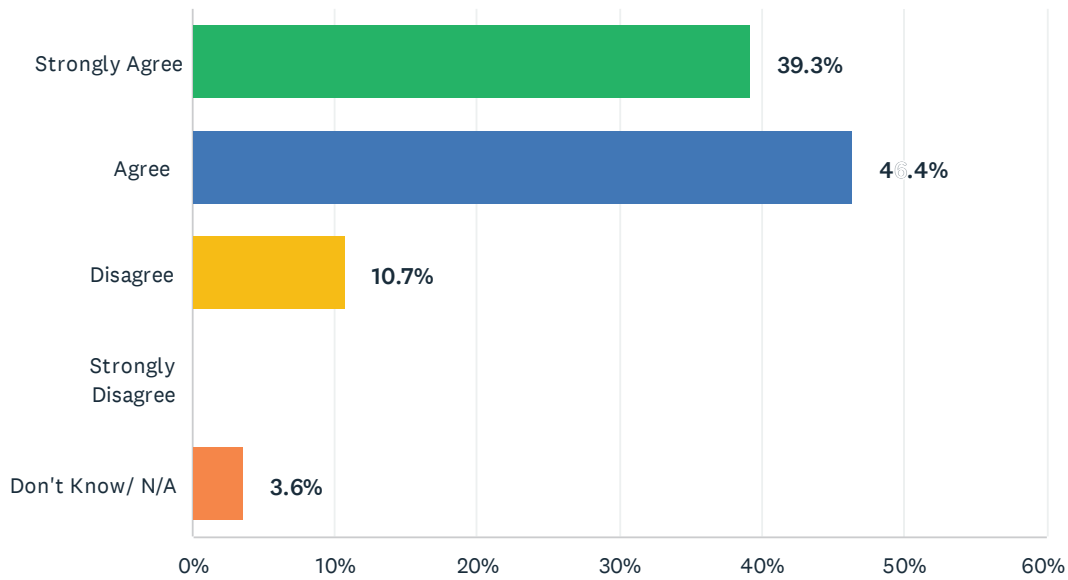
Answered: 112 Skipped: 26



ANSWER CHOICES	RESPONSES	
Strongly Agree	37.5%	42
Agree	38.4%	43
Disagree	21.4%	24
Strongly Disagree	0.9%	1
Don't Know/ N/A	1.8%	2
TOTAL		112

Q9 Classroom activities keep my child engaged in learning.

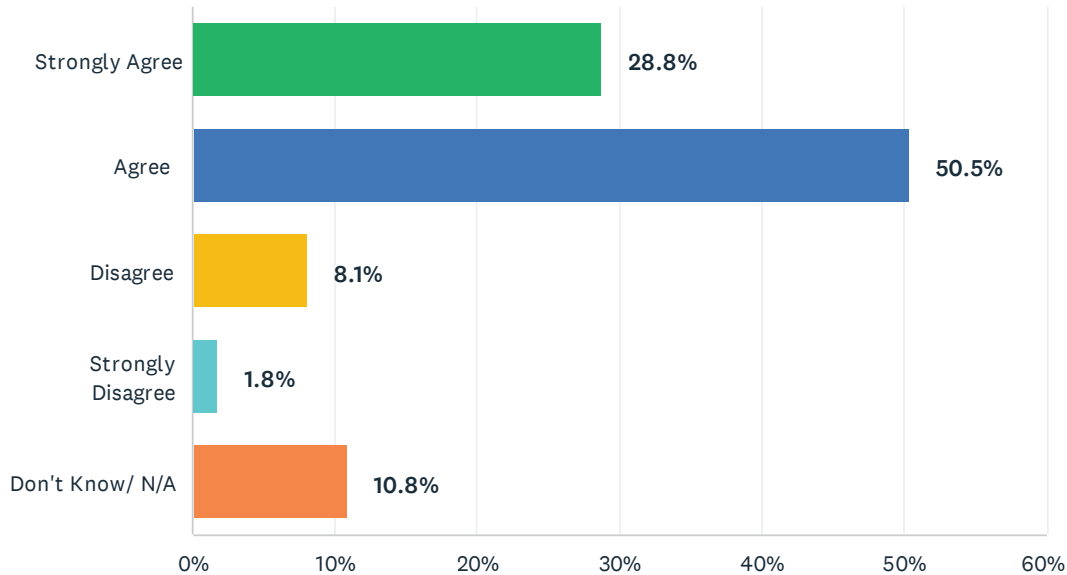
Answered: 112 Skipped: 26



ANSWER CHOICES	RESPONSES	
Strongly Agree	39.3%	44
Agree	46.4%	52
Disagree	10.7%	12
Strongly Disagree	0.0%	0
Don't Know/ N/A	3.6%	4
TOTAL		112

Q10 My child has opportunities to participate in and appreciate a diverse curriculum that is representative of a wide range of experiences.

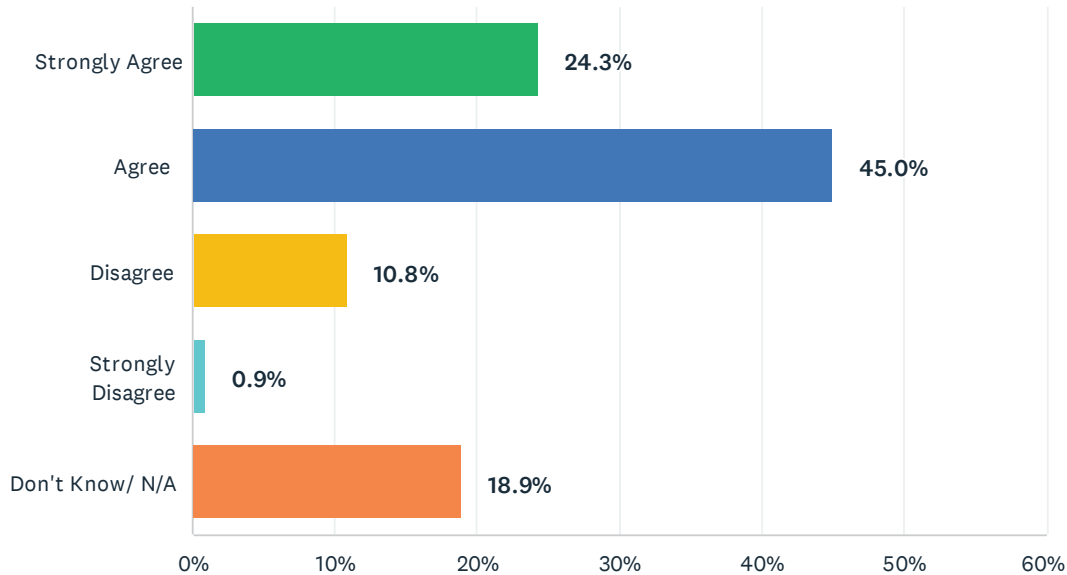
Answered: 111 Skipped: 27



ANSWER CHOICES	RESPONSES	
Strongly Agree	28.8%	32
Agree	50.5%	56
Disagree	8.1%	9
Strongly Disagree	1.8%	2
Don't Know/ N/A	10.8%	12
TOTAL		111

Q11 The feedback teachers provide on tests and quizzes helps my child to learn.

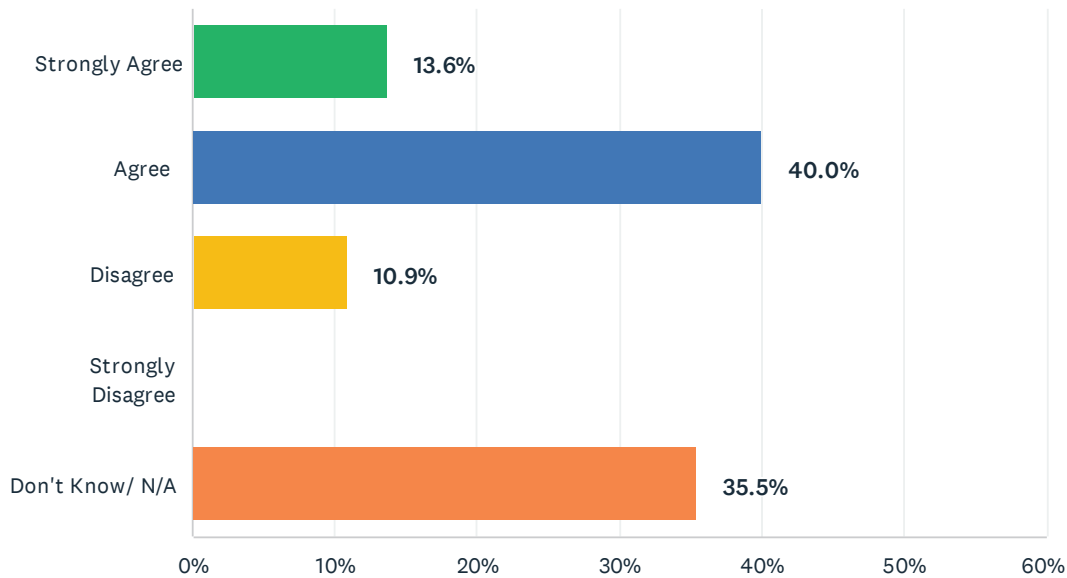
Answered: 111 Skipped: 27



ANSWER CHOICES	RESPONSES	
Strongly Agree	24.3%	27
Agree	45.0%	50
Disagree	10.8%	12
Strongly Disagree	0.9%	1
Don't Know/ N/A	18.9%	21
TOTAL		111

Q12 The feedback teachers provide on homework helps my child to learn.

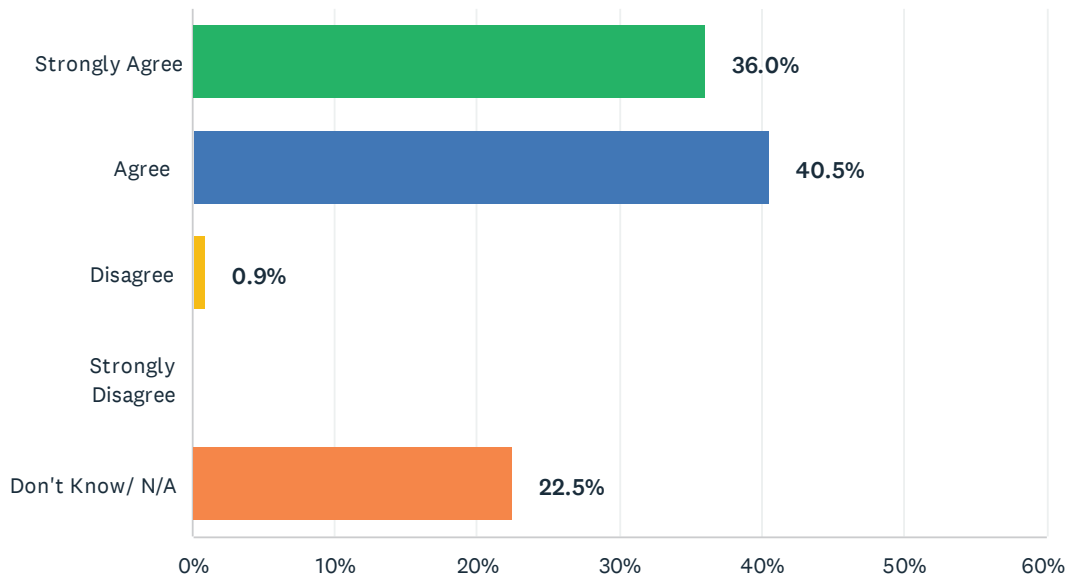
Answered: 110 Skipped: 28



ANSWER CHOICES	RESPONSES	
Strongly Agree	13.6%	15
Agree	40.0%	44
Disagree	10.9%	12
Strongly Disagree	0.0%	0
Don't Know/ N/A	35.5%	39
TOTAL		110

Q13 I make sure my child does his or her homework every night.

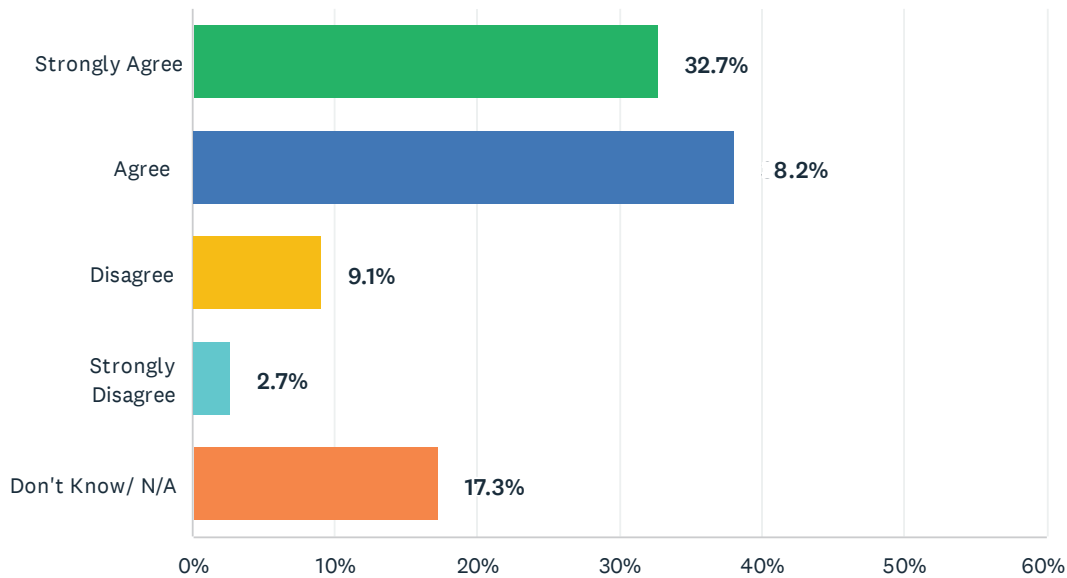
Answered: 111 Skipped: 27



ANSWER CHOICES	RESPONSES	
Strongly Agree	36.0%	40
Agree	40.5%	45
Disagree	0.9%	1
Strongly Disagree	0.0%	0
Don't Know/ N/A	22.5%	25
TOTAL		111

Q14 The amount of homework my child receives is usually appropriate.

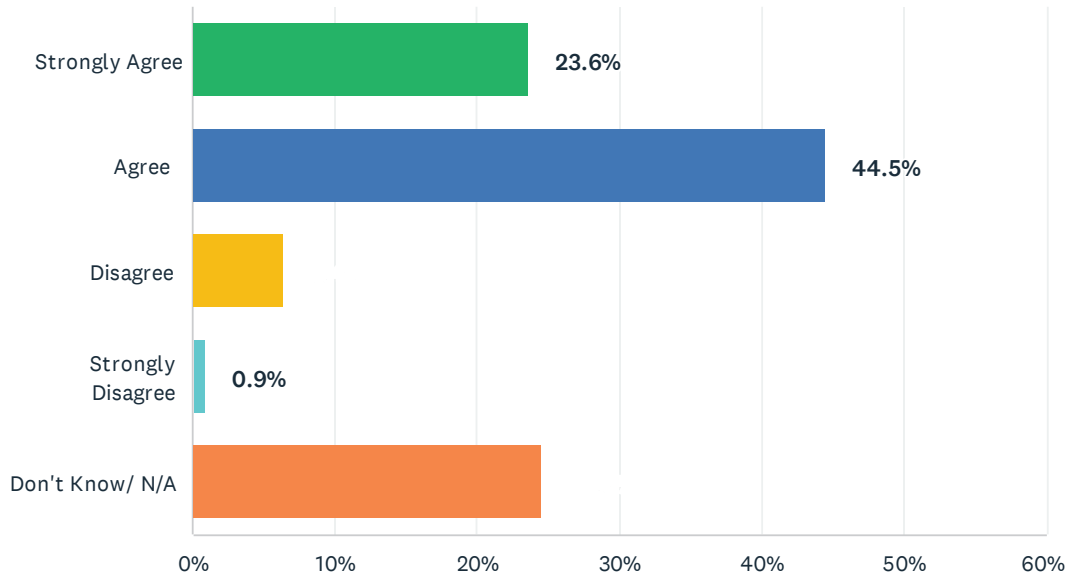
Answered: 110 Skipped: 28



ANSWER CHOICES	RESPONSES	
Strongly Agree	32.7%	36
Agree	38.2%	42
Disagree	9.1%	10
Strongly Disagree	2.7%	3
Don't Know/ N/A	17.3%	19
TOTAL		110

Q15 The homework my child receives usually helps provide appropriate practice and helps reinforce what he/she is learning.

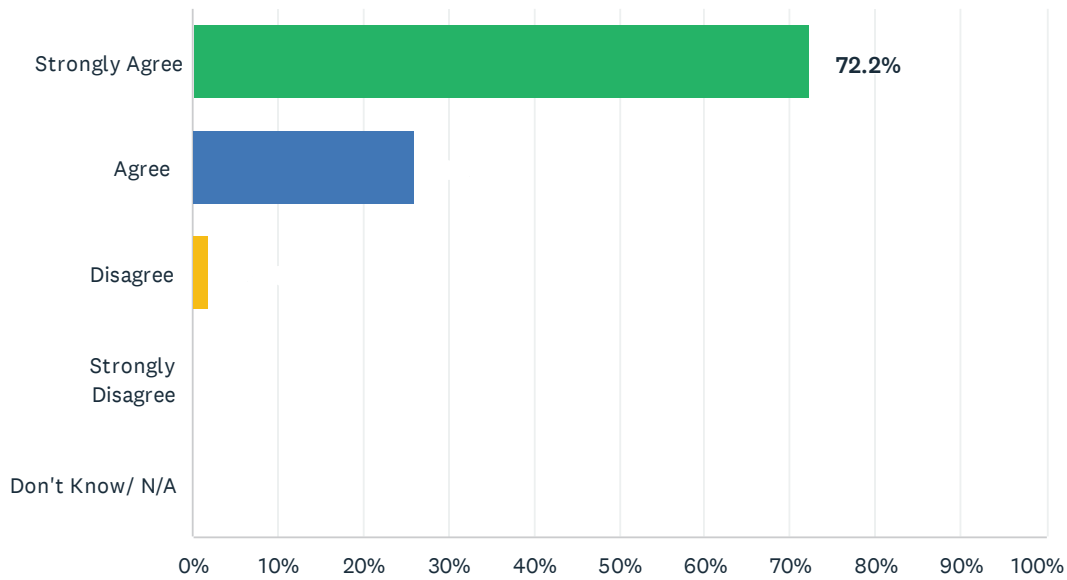
Answered: 110 Skipped: 28



ANSWER CHOICES	RESPONSES	
Strongly Agree	23.6%	26
Agree	44.5%	49
Disagree	6.4%	7
Strongly Disagree	0.9%	1
Don't Know/ N/A	24.5%	27
TOTAL		110

Q16 My child likes his/her school.

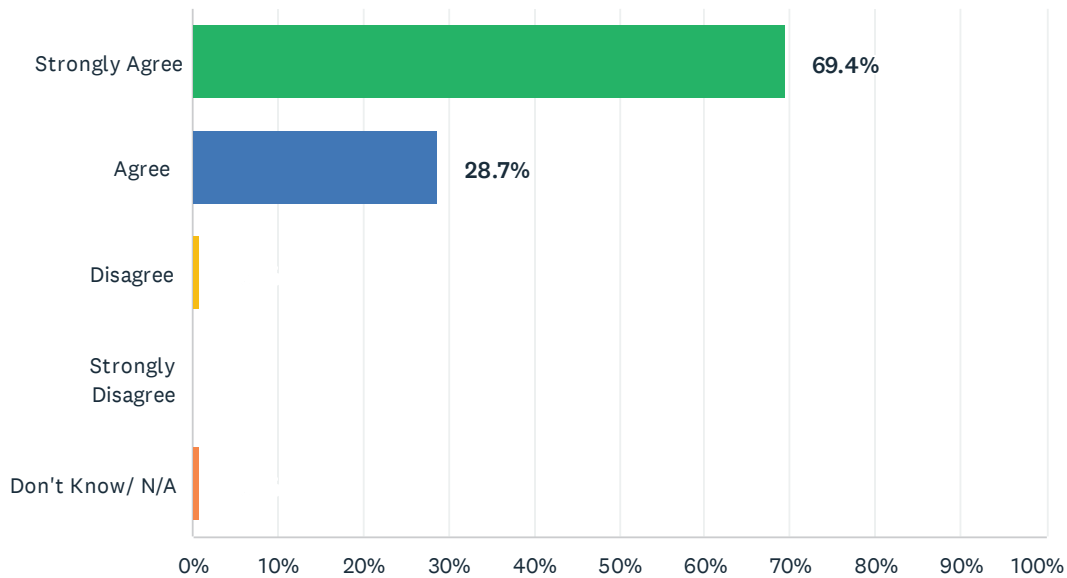
Answered: 108 Skipped: 30



ANSWER CHOICES	RESPONSES	
Strongly Agree	72.2%	78
Agree	25.9%	28
Disagree	1.9%	2
Strongly Disagree	0.0%	0
Don't Know/ N/A	0.0%	0
TOTAL		108

Q17 My child's teachers know him/her as an individual.

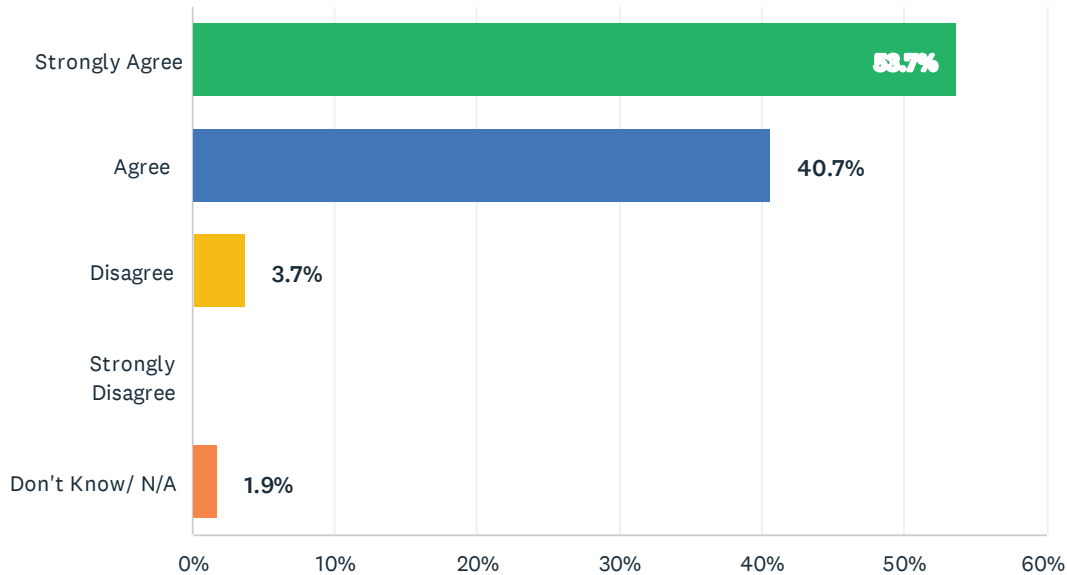
Answered: 108 Skipped: 30



ANSWER CHOICES	RESPONSES	
Strongly Agree	69.4%	75
Agree	28.7%	31
Disagree	0.9%	1
Strongly Disagree	0.0%	0
Don't Know/ N/A	0.9%	1
TOTAL		108

Q18 My child takes an interest in the activities (student clubs, sports, field trips, etc.) offered at this school.

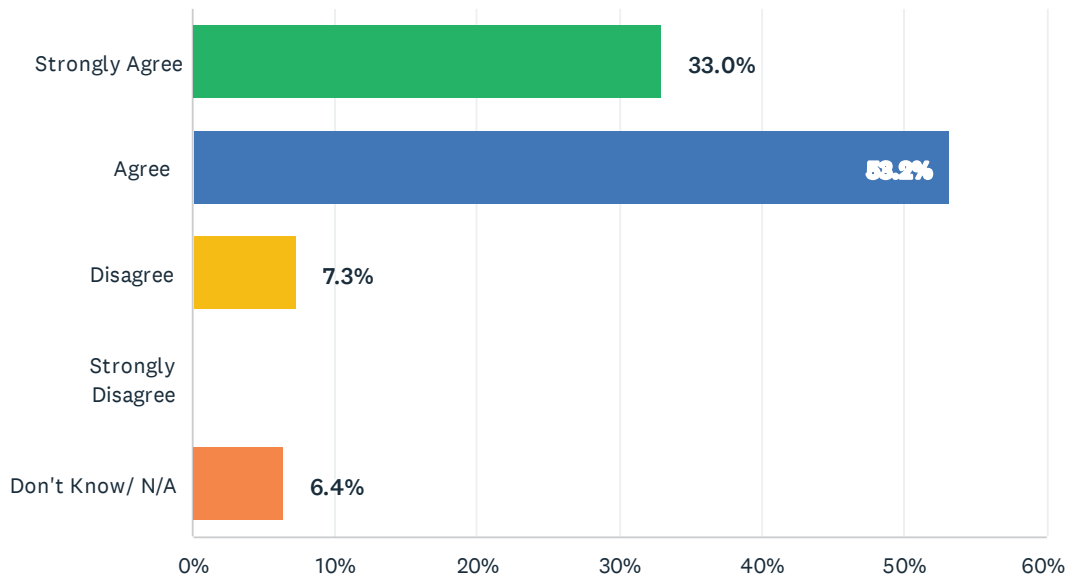
Answered: 108 Skipped: 30



ANSWER CHOICES	RESPONSES	
Strongly Agree	53.7%	58
Agree	40.7%	44
Disagree	3.7%	4
Strongly Disagree	0.0%	0
Don't Know/ N/A	1.9%	2
TOTAL		108

Q19 My child is recognized for his/her efforts.

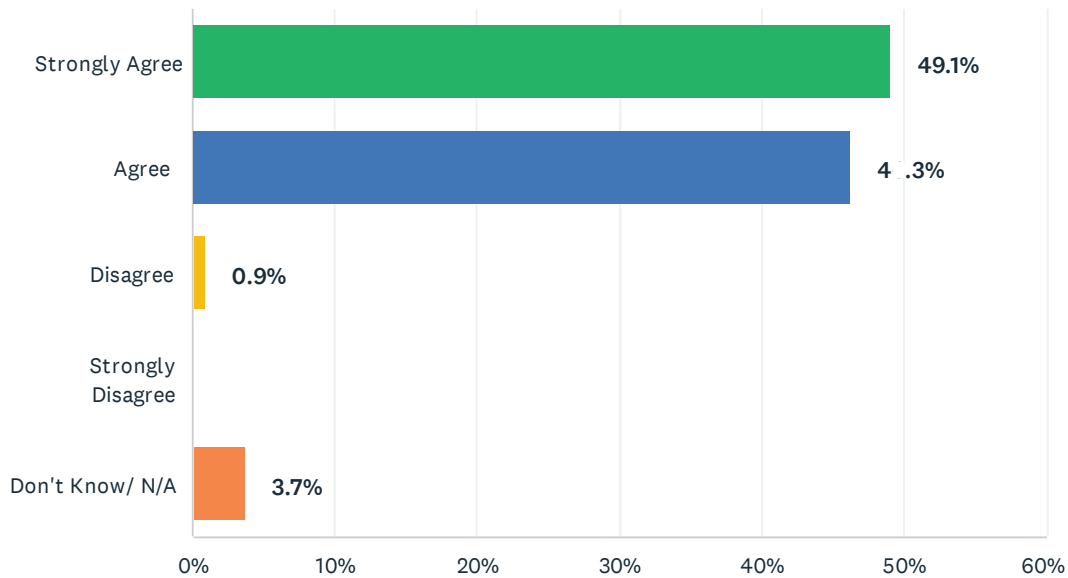
Answered: 109 Skipped: 29



ANSWER CHOICES	RESPONSES	
Strongly Agree	33.0%	36
Agree	53.2%	58
Disagree	7.3%	8
Strongly Disagree	0.0%	0
Don't Know/ N/A	6.4%	7
TOTAL		109

Q20 My child is provided opportunities to collaborate with other students.

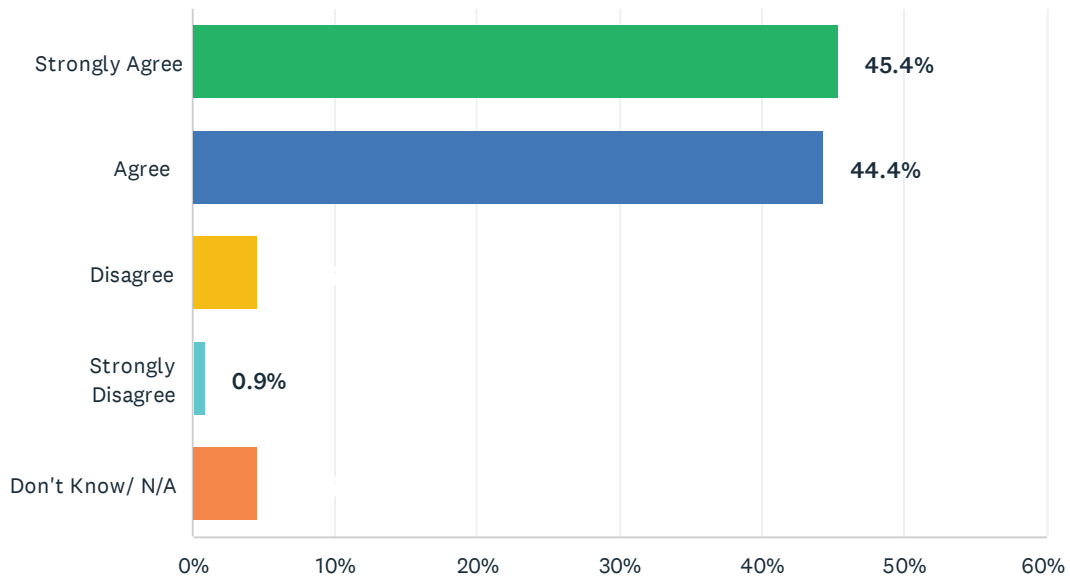
Answered: 108 Skipped: 30



ANSWER CHOICES	RESPONSES	
Strongly Agree	49.1%	53
Agree	46.3%	50
Disagree	0.9%	1
Strongly Disagree	0.0%	0
Don't Know/ N/A	3.7%	4
TOTAL		108

Q21 My child is encouraged to do his/her best.

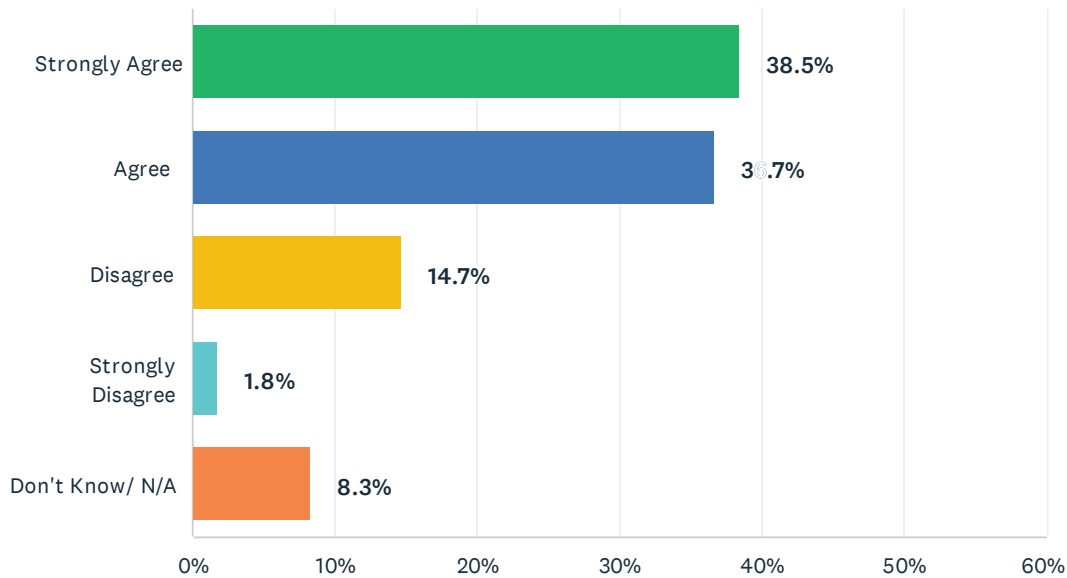
Answered: 108 Skipped: 30



ANSWER CHOICES	RESPONSES	
Strongly Agree	45.4%	49
Agree	44.4%	48
Disagree	4.6%	5
Strongly Disagree	0.9%	1
Don't Know/ N/A	4.6%	5
TOTAL		108

Q22 My child is provided individual attention when needed.

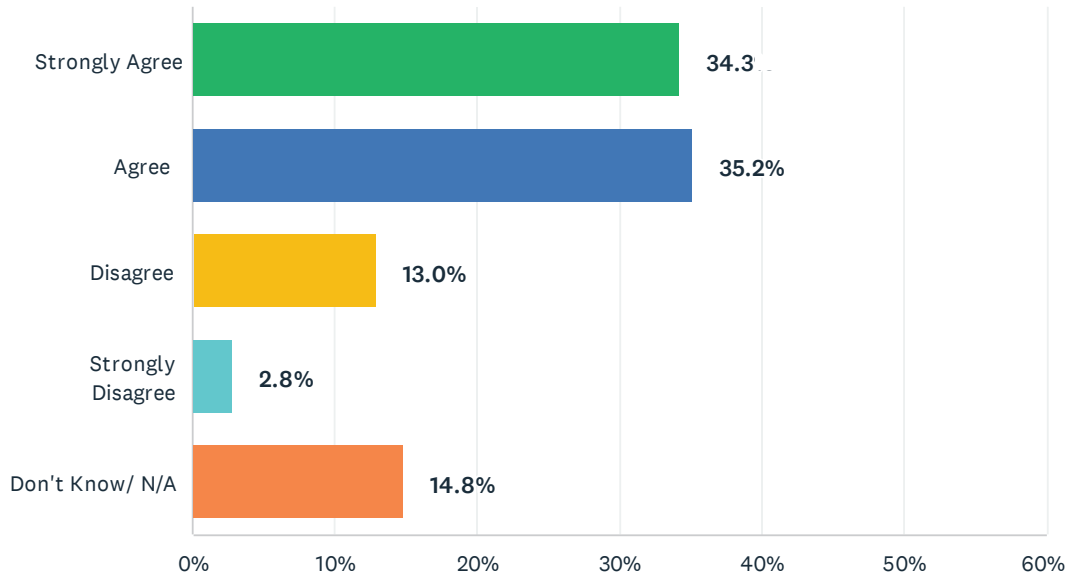
Answered: 109 Skipped: 29



ANSWER CHOICES	RESPONSES	
Strongly Agree	38.5%	42
Agree	36.7%	40
Disagree	14.7%	16
Strongly Disagree	1.8%	2
Don't Know/ N/A	8.3%	9
TOTAL		109

Q23 My child's teachers contact me when my child needs additional support.

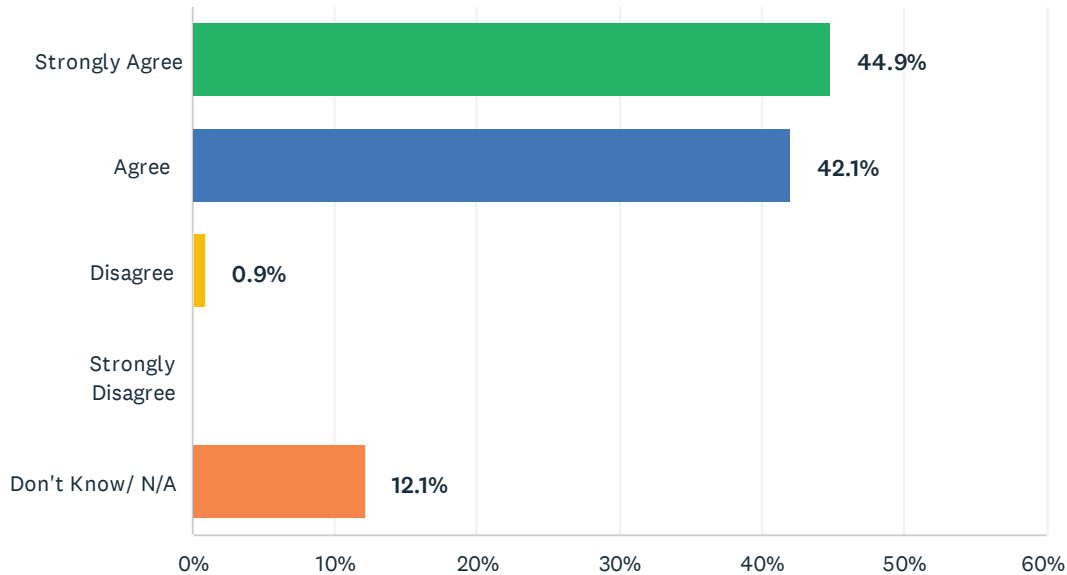
Answered: 108 Skipped: 30



ANSWER CHOICES	RESPONSES	
Strongly Agree	34.3%	37
Agree	35.2%	38
Disagree	13.0%	14
Strongly Disagree	2.8%	3
Don't Know/ N/A	14.8%	16
TOTAL		108

Q24 My child is treated fairly regardless of his/her background or differences.

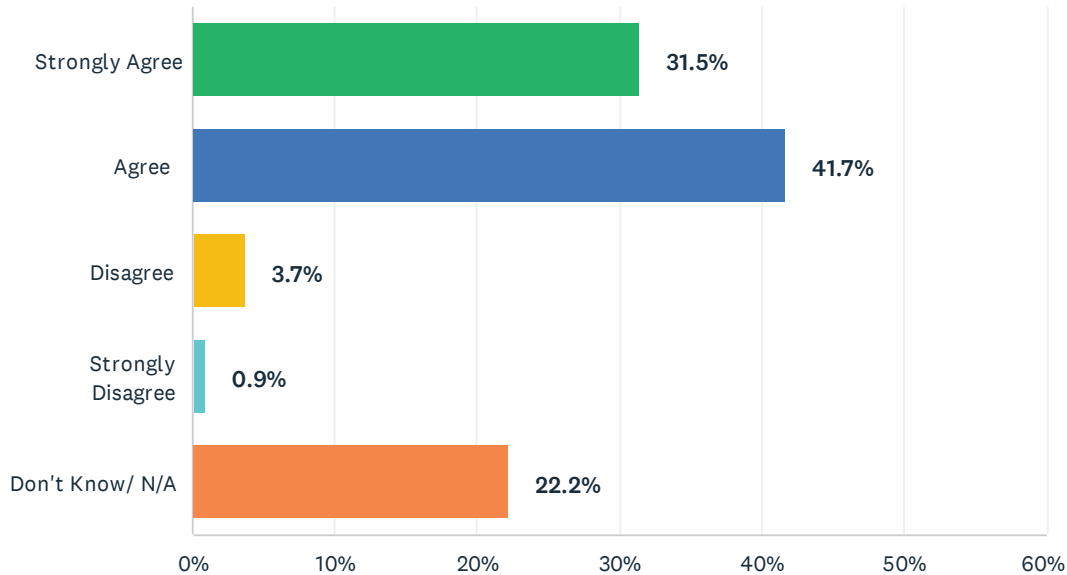
Answered: 107 Skipped: 31



ANSWER CHOICES	RESPONSES	
Strongly Agree	44.9%	48
Agree	42.1%	45
Disagree	0.9%	1
Strongly Disagree	0.0%	0
Don't Know/ N/A	12.1%	13
TOTAL		107

Q25 Students at my child's school are treated fairly regardless of their backgrounds and differences.

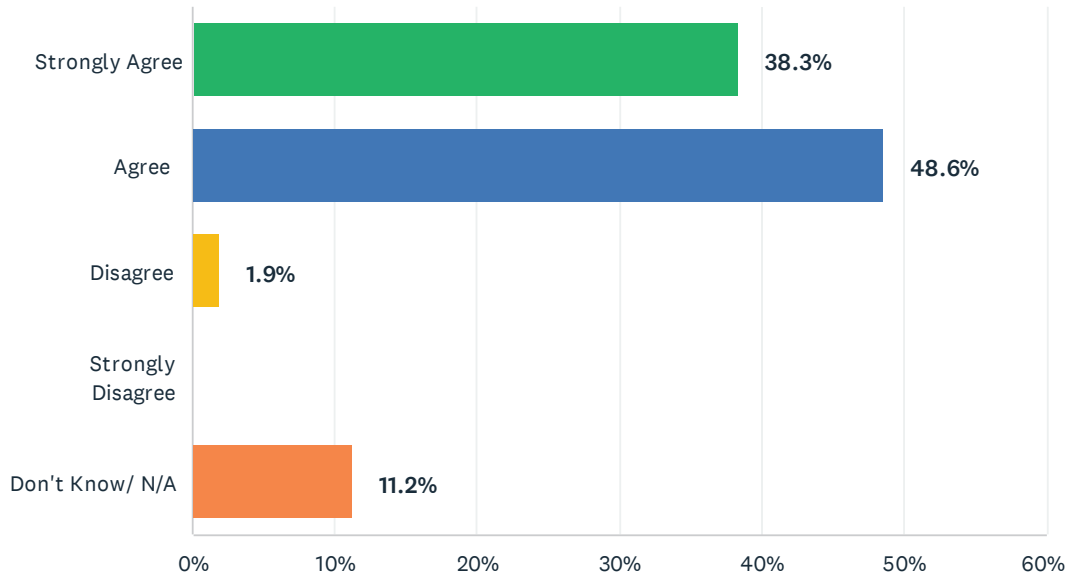
Answered: 108 Skipped: 30



ANSWER CHOICES	RESPONSES	
Strongly Agree	31.5%	34
Agree	41.7%	45
Disagree	3.7%	4
Strongly Disagree	0.9%	1
Don't Know/ N/A	22.2%	24
TOTAL		108

Q26 There is a teacher, counselor or other staff member at school to whom my child can go for help with a school problem.

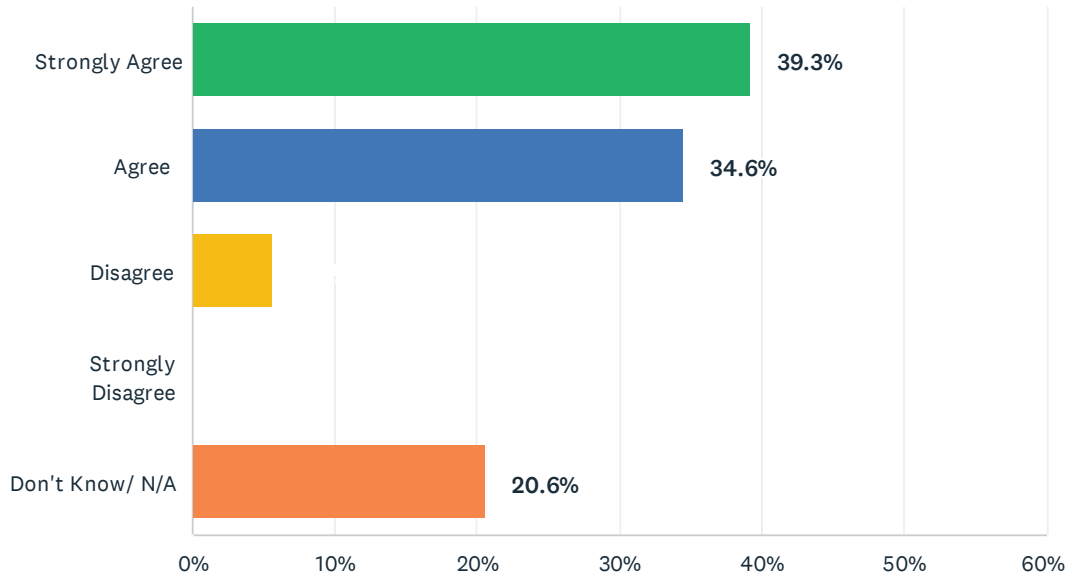
Answered: 107 Skipped: 31



ANSWER CHOICES	RESPONSES	
Strongly Agree	38.3%	41
Agree	48.6%	52
Disagree	1.9%	2
Strongly Disagree	0.0%	0
Don't Know/ N/A	11.2%	12
TOTAL		107

Q27 There is a teacher, counselor or other staff member at school to whom my child can go to for help with a personal problem.

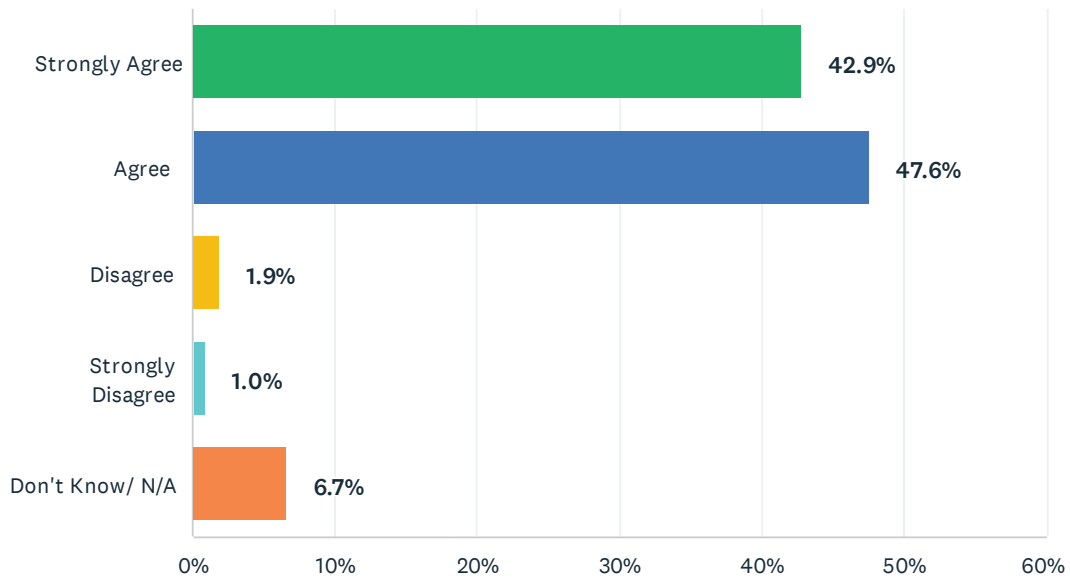
Answered: 107 Skipped: 31



ANSWER CHOICES	RESPONSES	
Strongly Agree	39.3%	42
Agree	34.6%	37
Disagree	5.6%	6
Strongly Disagree	0.0%	0
Don't Know/ N/A	20.6%	22
TOTAL		107

Q28 The campus leadership is effective.

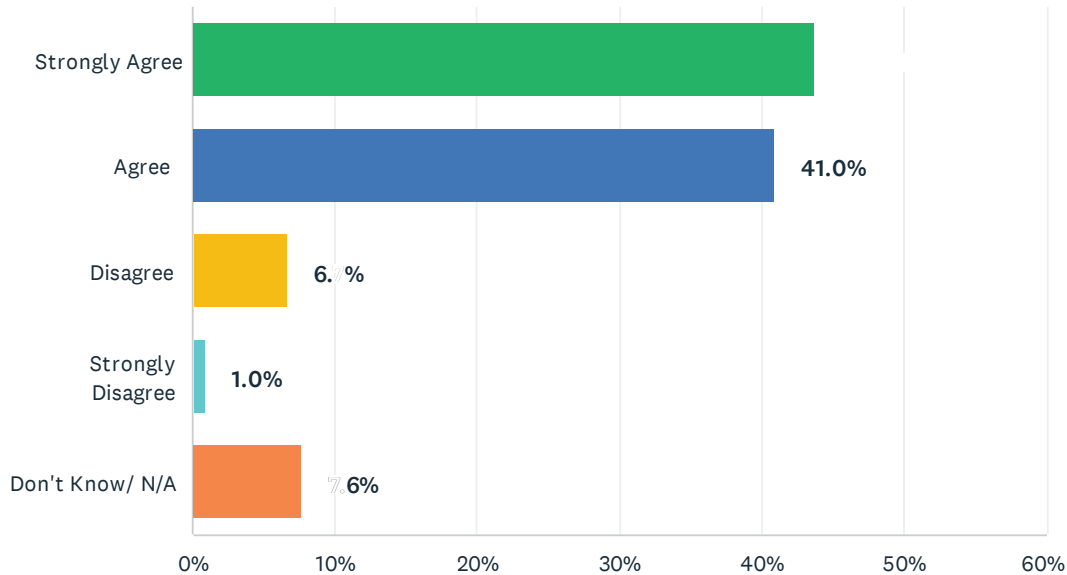
Answered: 105 Skipped: 33



ANSWER CHOICES	RESPONSES	
Strongly Agree	42.9%	45
Agree	47.6%	50
Disagree	1.9%	2
Strongly Disagree	1.0%	1
Don't Know/ N/A	6.7%	7
TOTAL		105

Q29 The campus leadership makes decisions that are in the best interest of the students.

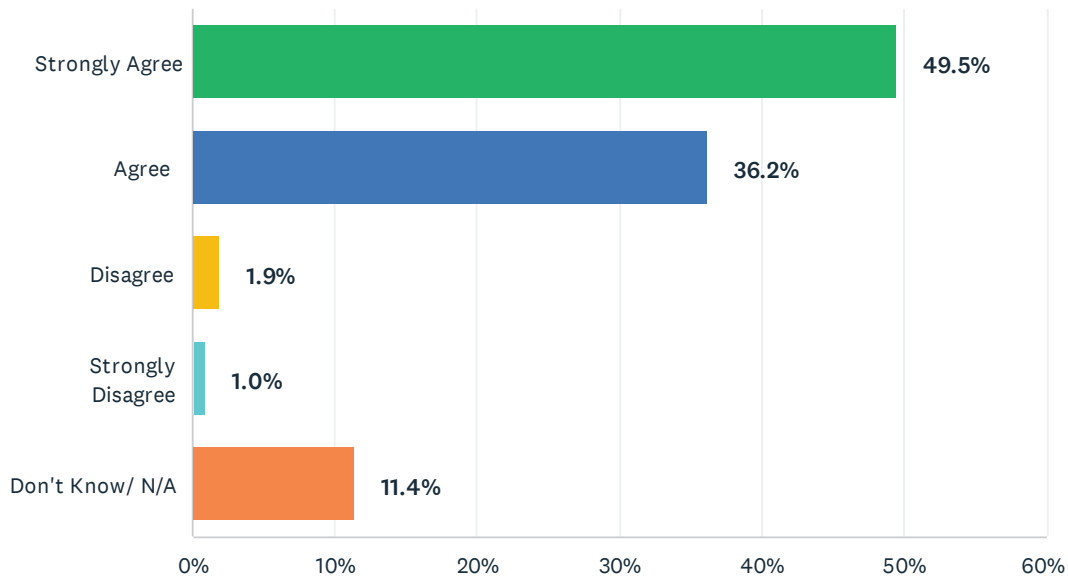
Answered: 105 Skipped: 33



ANSWER CHOICES	RESPONSES	
Strongly Agree	43.8%	46
Agree	41.0%	43
Disagree	6.7%	7
Strongly Disagree	1.0%	1
Don't Know/ N/A	7.6%	8
TOTAL		105

Q30 My child has had positive interactions with his/her campus' leadership.

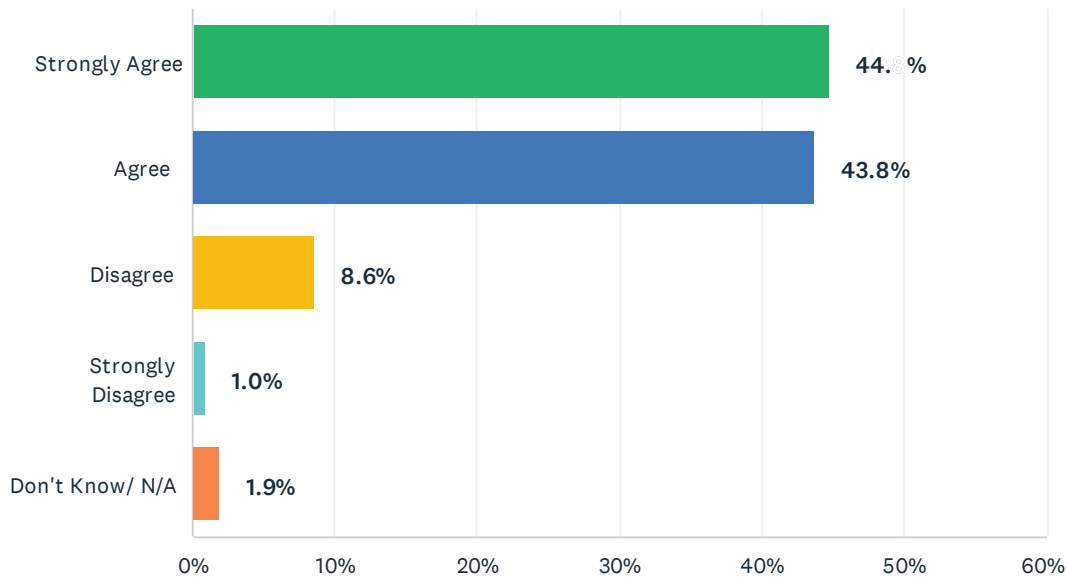
Answered: 105 Skipped: 33



ANSWER CHOICES	RESPONSES	
Strongly Agree	49.5%	52
Agree	36.2%	38
Disagree	1.9%	2
Strongly Disagree	1.0%	1
Don't Know/ N/A	11.4%	12
TOTAL		105

Q31 The communication from campus leadership is beneficial.

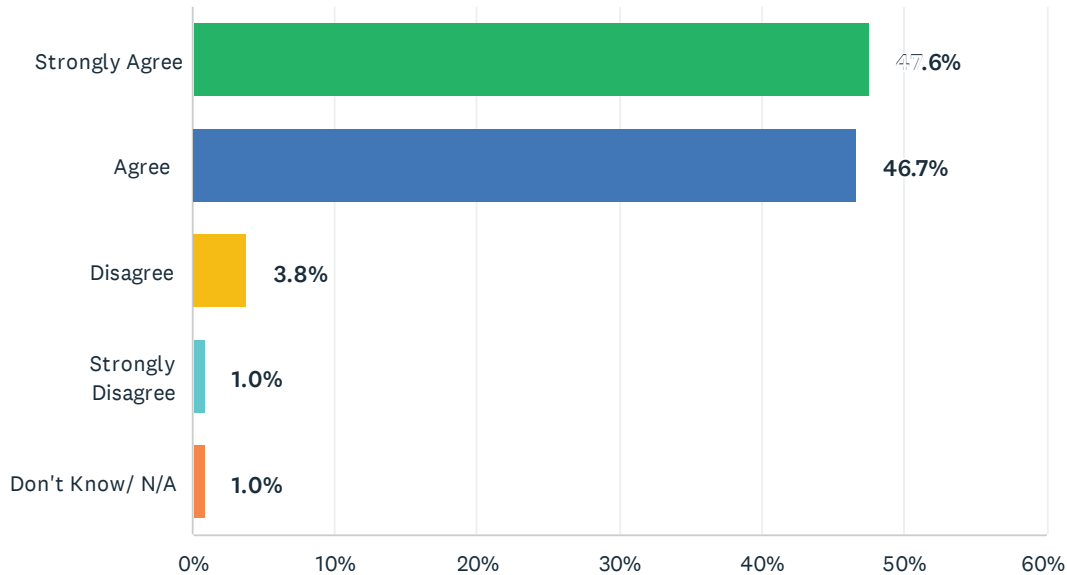
Answered: 105 Skipped: 33



ANSWER CHOICES	RESPONSES	
Strongly Agree	44.8%	47
Agree	43.8%	46
Disagree	8.6%	9
Strongly Disagree	1.0%	1
Don't Know/ N/A	1.9%	2
TOTAL		105

Q32 The campus leadership actively encourages parental involvement in my child's school.

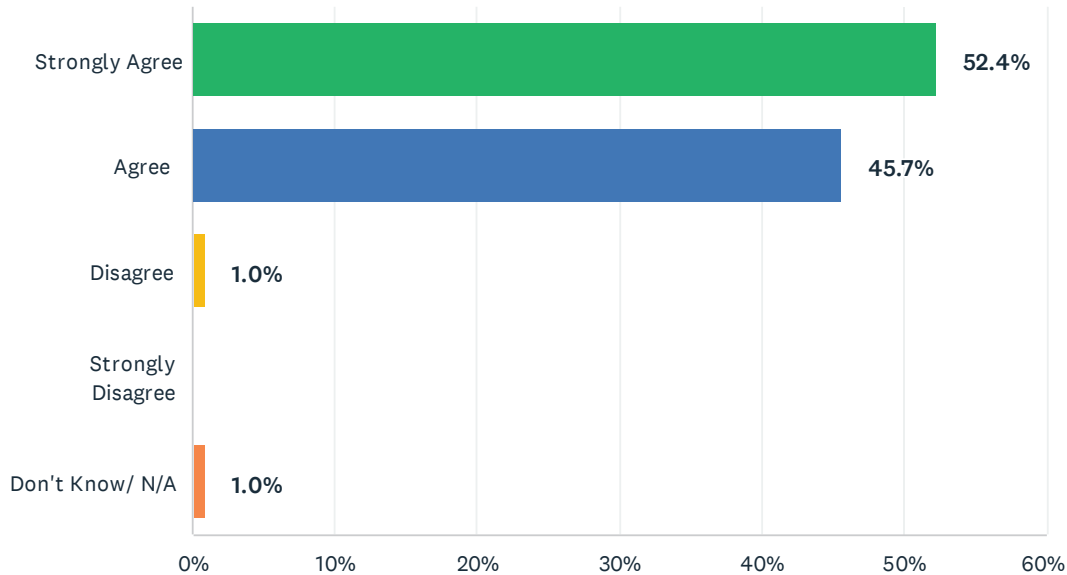
Answered: 105 Skipped: 33



ANSWER CHOICES	RESPONSES	
Strongly Agree	47.6%	50
Agree	46.7%	49
Disagree	3.8%	4
Strongly Disagree	1.0%	1
Don't Know/ N/A	1.0%	1
TOTAL		105

Q33 The campus leadership promotes a positive school environment for student learning.

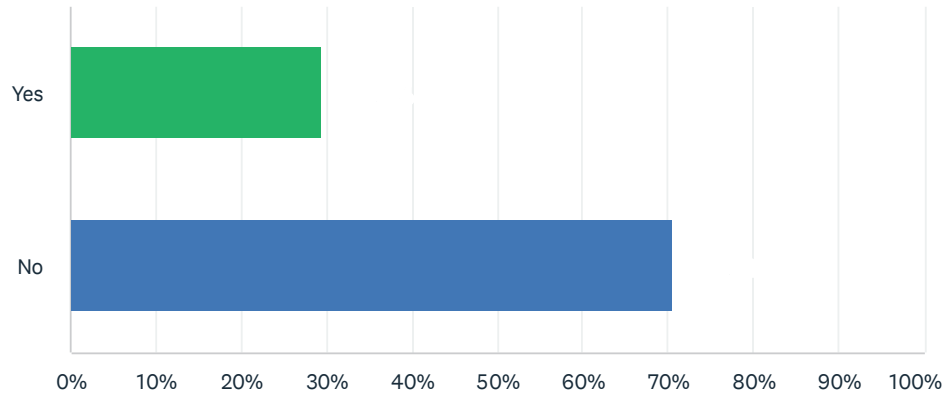
Answered: 105 Skipped: 33



ANSWER CHOICES	RESPONSES	
Strongly Agree	52.4%	55
Agree	45.7%	48
Disagree	1.0%	1
Strongly Disagree	0.0%	0
Don't Know/ N/A	1.0%	1
TOTAL		105

Q34 Have you had an issue to discuss with the principal or assistant principal this year?

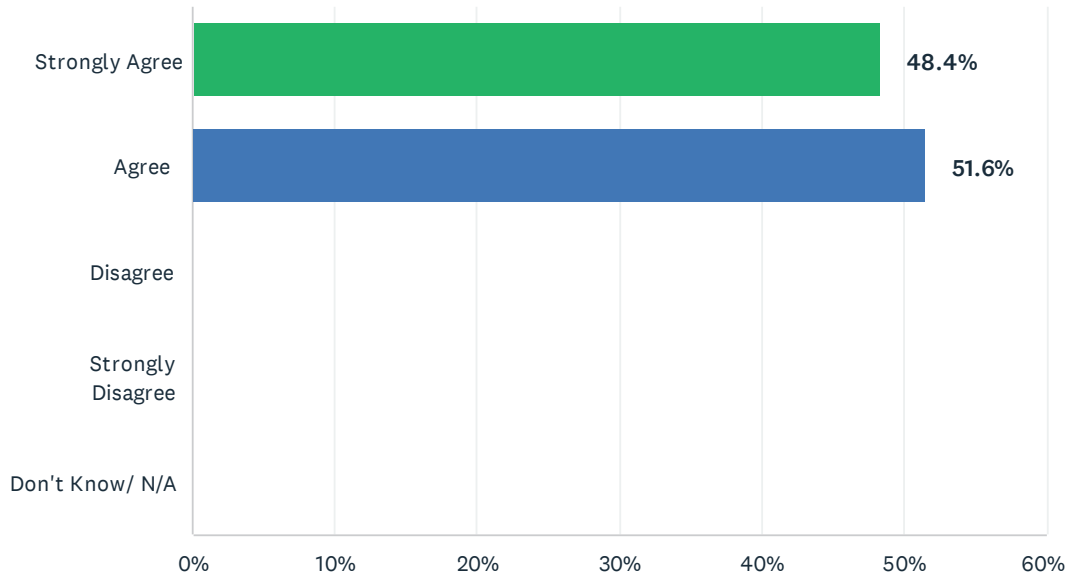
Answered: 105 Skipped: 33



ANSWER CHOICES	RESPONSES	
Yes	29.5%	31
No	70.5%	74
TOTAL		105

Q35 When I have had an issue to discuss with the principal or assistant principal he or she was available to talk to me.

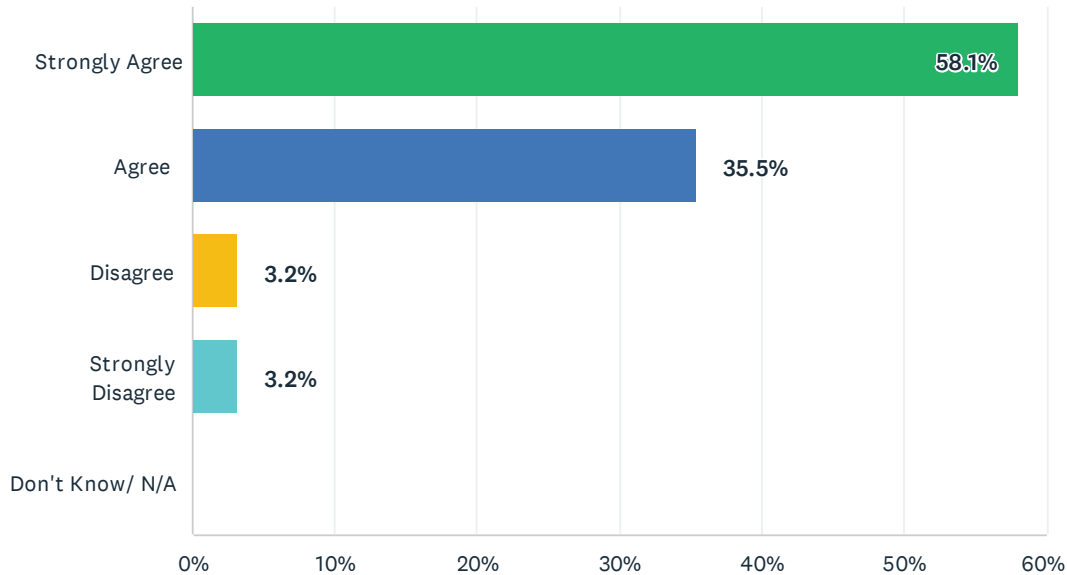
Answered: 31 Skipped: 107



ANSWER CHOICES	RESPONSES	
Strongly Agree	48.4%	15
Agree	51.6%	16
Disagree	0.0%	0
Strongly Disagree	0.0%	0
Don't Know/ N/A	0.0%	0
TOTAL		31

Q36 When I have had an issue to discuss with the principal or assistant principal he or she was courteous and listened to my concerns.

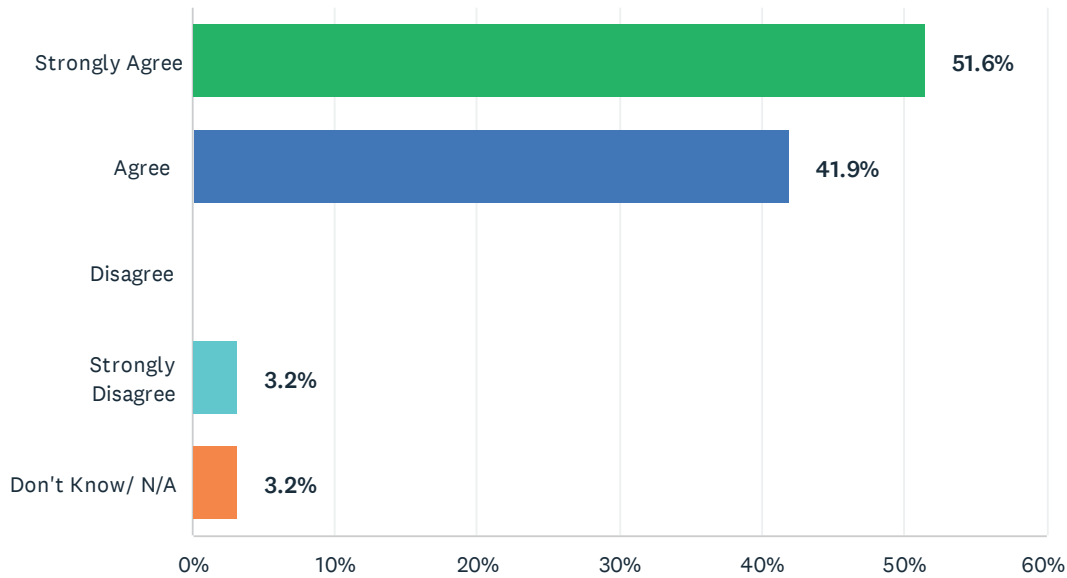
Answered: 31 Skipped: 107



ANSWER CHOICES	RESPONSES	
Strongly Agree	58.1%	18
Agree	35.5%	11
Disagree	3.2%	1
Strongly Disagree	3.2%	1
Don't Know/ N/A	0.0%	0
TOTAL		31

Q37 When I have had an issue to discuss with the principal or assistant principal he or she responded to my concerns in a professional manner, whether or not he or she agreed with me.

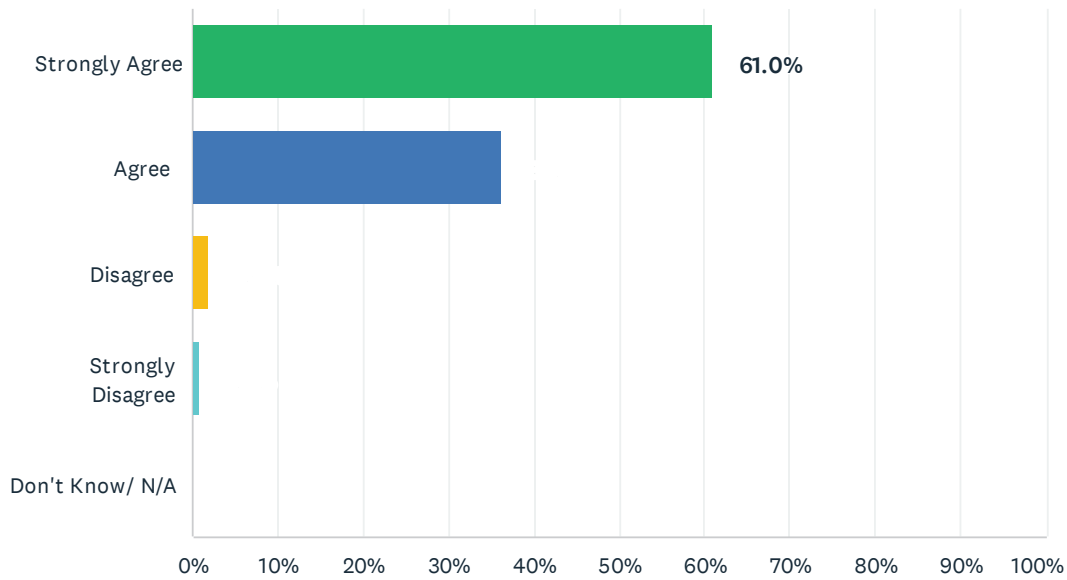
Answered: 31 Skipped: 107



ANSWER CHOICES	RESPONSES	
Strongly Agree	51.6%	16
Agree	41.9%	13
Disagree	0.0%	0
Strongly Disagree	3.2%	1
Don't Know/ N/A	3.2%	1
TOTAL		31

Q38 I feel welcome in my child's school.

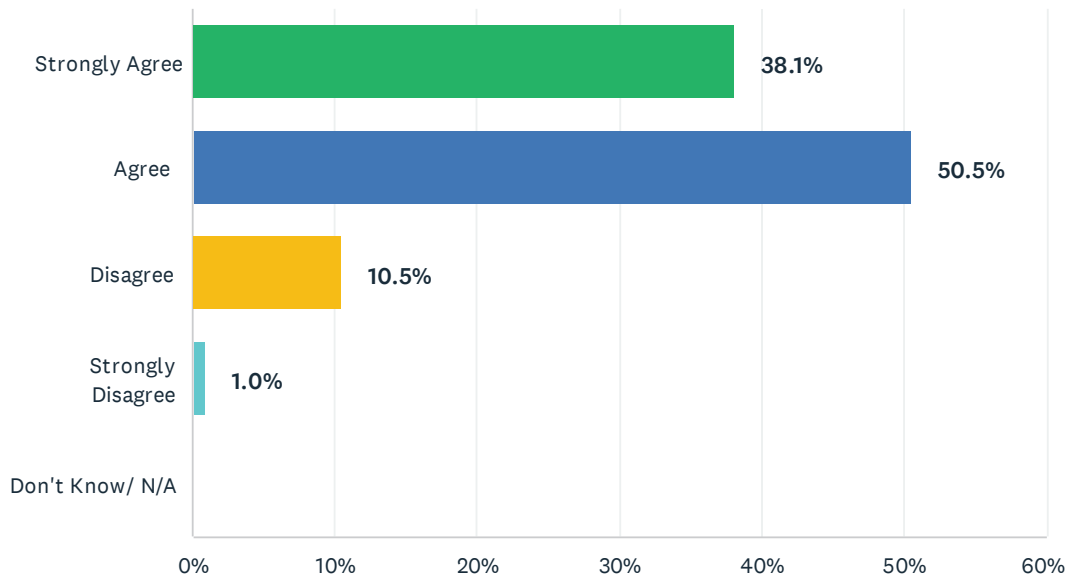
Answered: 105 Skipped: 33



ANSWER CHOICES	RESPONSES	
Strongly Agree	61.0%	64
Agree	36.2%	38
Disagree	1.9%	2
Strongly Disagree	1.0%	1
Don't Know/ N/A	0.0%	0
TOTAL		105

Q39 I am kept informed about what my child is learning in school.

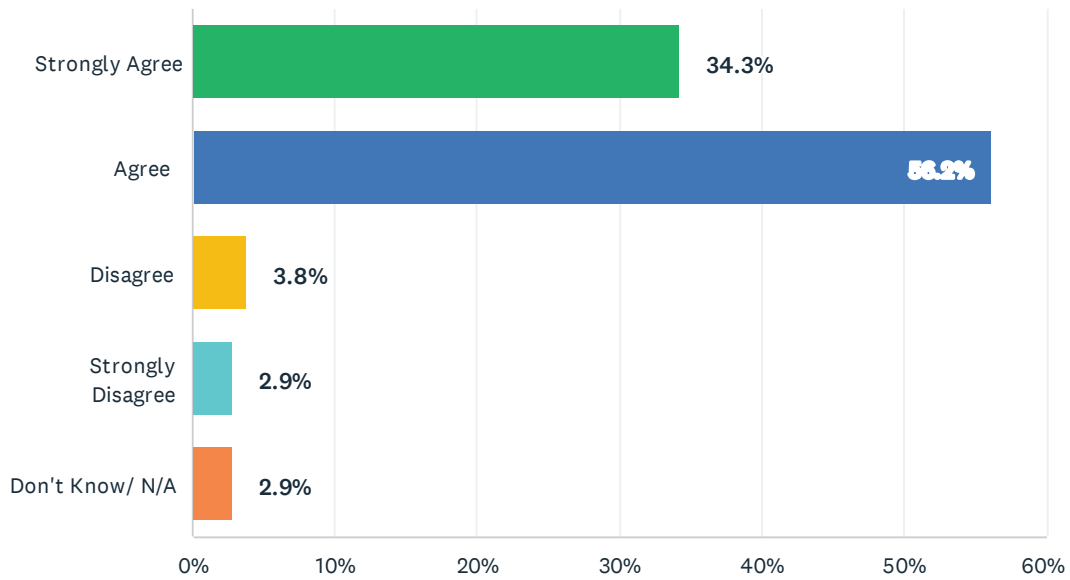
Answered: 105 Skipped: 33



ANSWER CHOICES	RESPONSES	
Strongly Agree	38.1%	40
Agree	50.5%	53
Disagree	10.5%	11
Strongly Disagree	1.0%	1
Don't Know/ N/A	0.0%	0
TOTAL		105

Q40 I am kept informed about my child's grades.

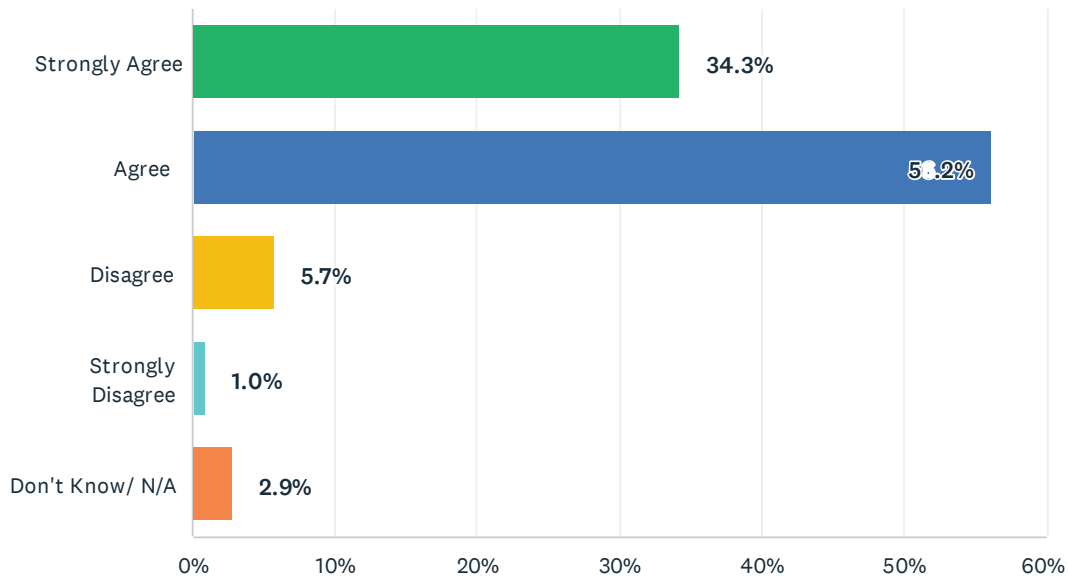
Answered: 105 Skipped: 33



ANSWER CHOICES	RESPONSES	
Strongly Agree	34.3%	36
Agree	56.2%	59
Disagree	3.8%	4
Strongly Disagree	2.9%	3
Don't Know/ N/A	2.9%	3
TOTAL		105

Q41 I am kept informed about my child's behavior.

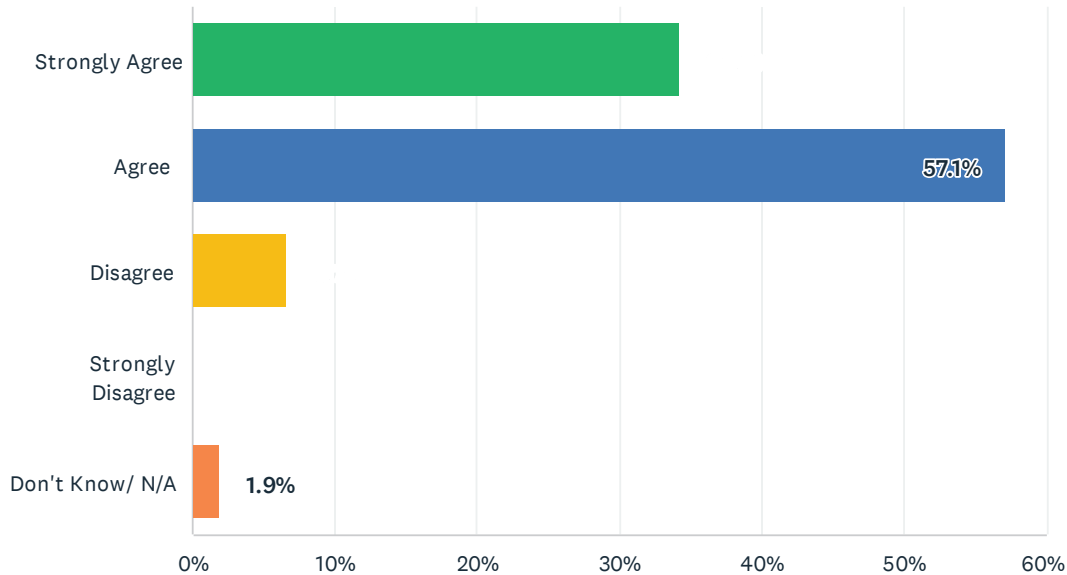
Answered: 105 Skipped: 33



ANSWER CHOICES	RESPONSES	
Strongly Agree	34.3%	36
Agree	56.2%	59
Disagree	5.7%	6
Strongly Disagree	1.0%	1
Don't Know/ N/A	2.9%	3
TOTAL		105

Q42 I am kept informed about activities like tutoring, after-school programs, student performances, parent workshops and other events.

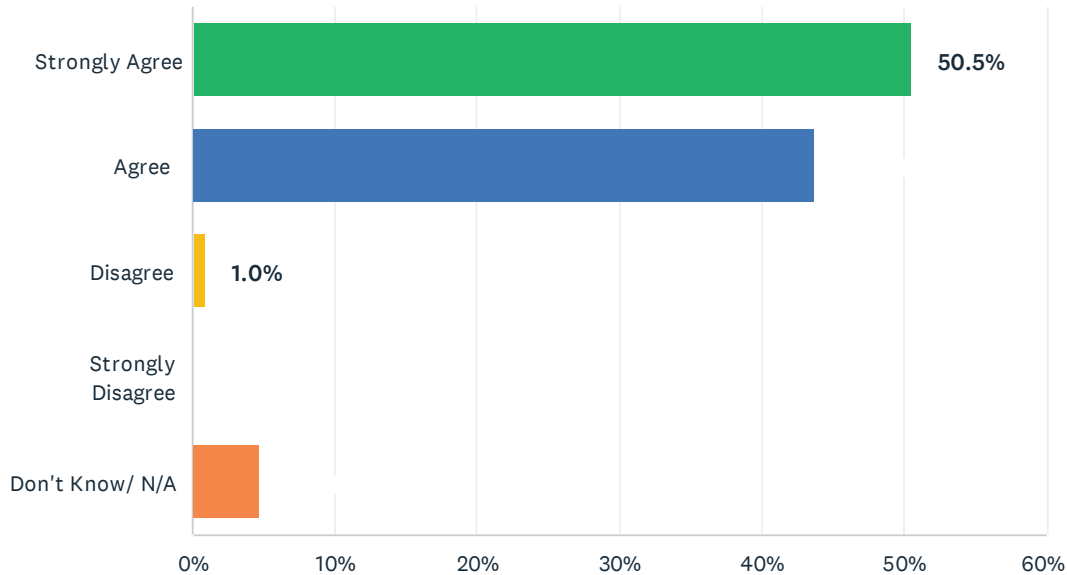
Answered: 105 Skipped: 33



ANSWER CHOICES	RESPONSES	
Strongly Agree	34.3%	36
Agree	57.1%	60
Disagree	6.7%	7
Strongly Disagree	0.0%	0
Don't Know/ N/A	1.9%	2
TOTAL		105

Q43 My child's teachers are available to discuss my child's learning needs with me.

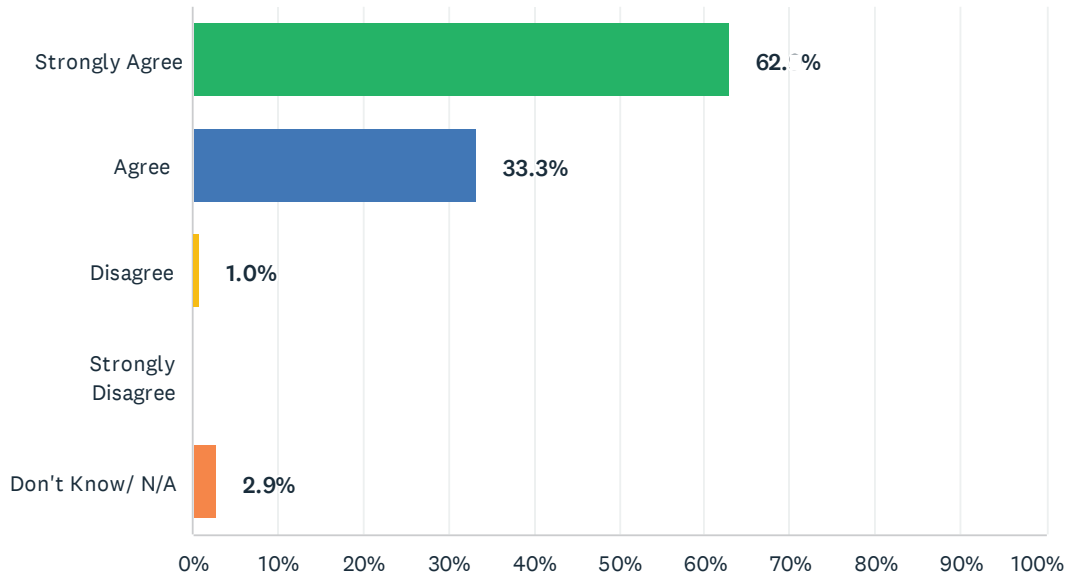
Answered: 105 Skipped: 33



ANSWER CHOICES	RESPONSES	
Strongly Agree	50.5%	53
Agree	43.8%	46
Disagree	1.0%	1
Strongly Disagree	0.0%	0
Don't Know/ N/A	4.8%	5
TOTAL		105

Q44 When I contact my child's teachers, I receive a professional response.

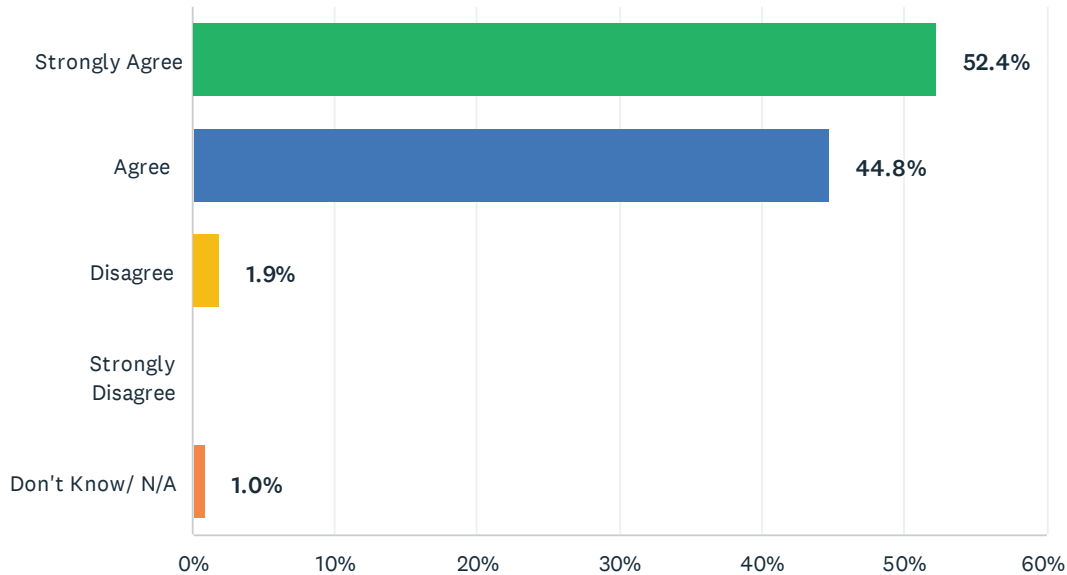
Answered: 105 Skipped: 33



ANSWER CHOICES	RESPONSES	
Strongly Agree	62.9%	66
Agree	33.3%	35
Disagree	1.0%	1
Strongly Disagree	0.0%	0
Don't Know/ N/A	2.9%	3
TOTAL		105

Q45 I am satisfied with the opportunities for me to be involved in my child's school.

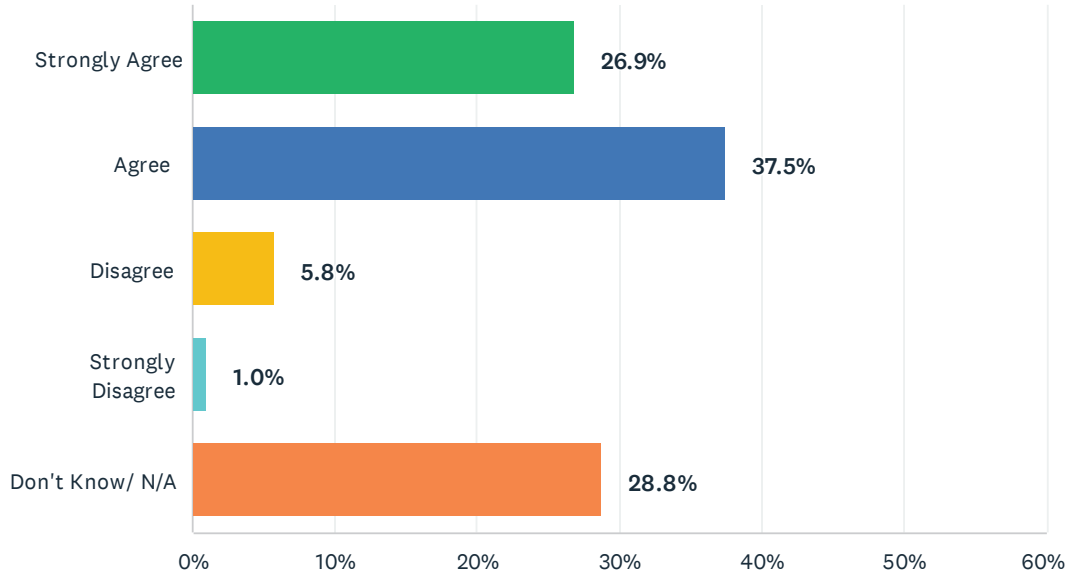
Answered: 105 Skipped: 33



ANSWER CHOICES	RESPONSES	
Strongly Agree	52.4%	55
Agree	44.8%	47
Disagree	1.9%	2
Strongly Disagree	0.0%	0
Don't Know/ N/A	1.0%	1
TOTAL		105

Q46 I feel the parent education opportunities presented by my school are valuable.

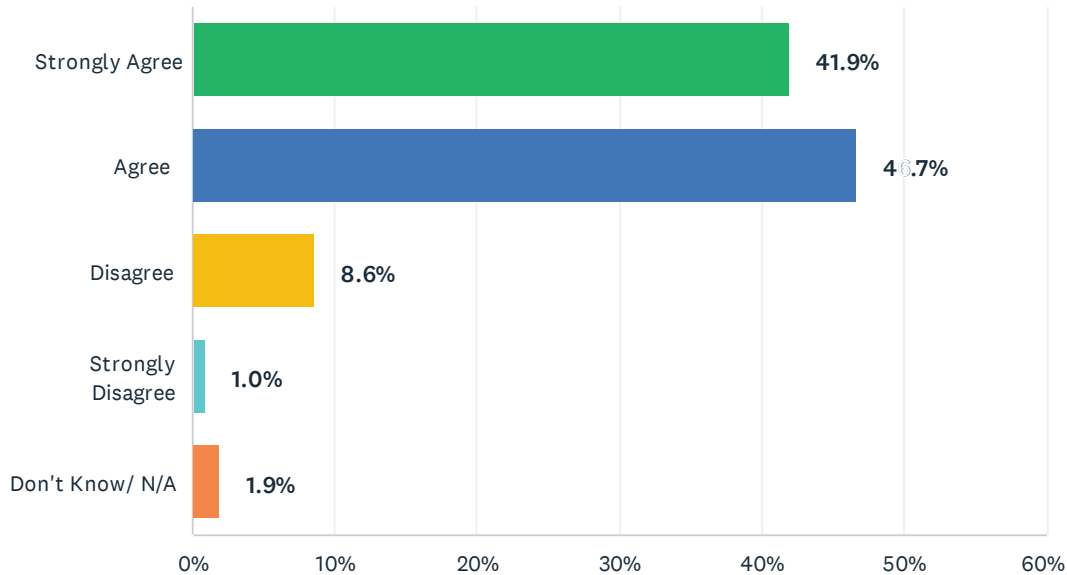
Answered: 104 Skipped: 34



ANSWER CHOICES	RESPONSES	
Strongly Agree	26.9%	28
Agree	37.5%	39
Disagree	5.8%	6
Strongly Disagree	1.0%	1
Don't Know/ N/A	28.8%	30
TOTAL		104

Q47 I am satisfied with the information and communication I receive from my child's school.

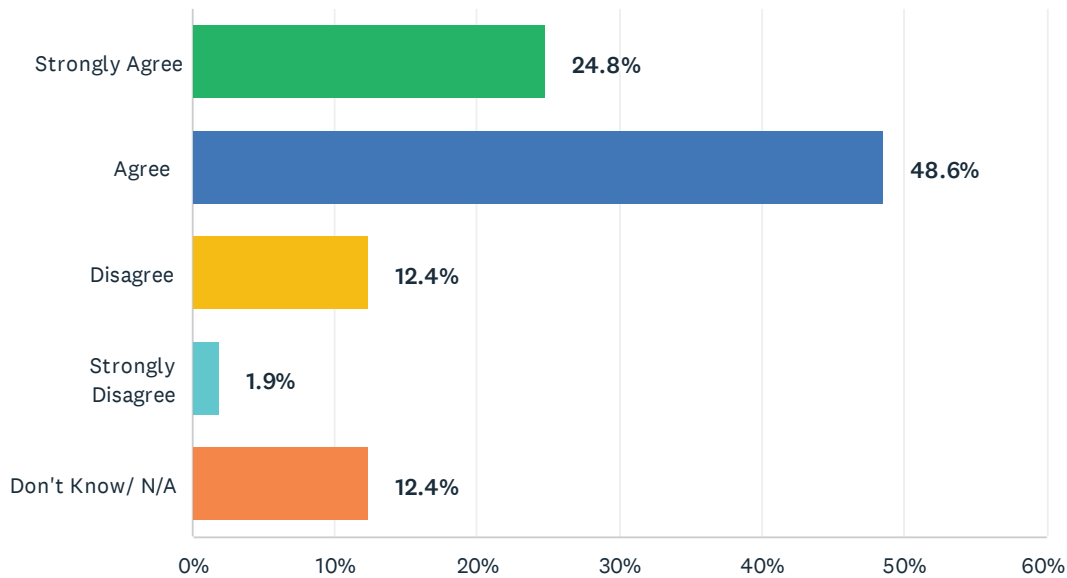
Answered: 105 Skipped: 33



ANSWER CHOICES	RESPONSES	
Strongly Agree	41.9%	44
Agree	46.7%	49
Disagree	8.6%	9
Strongly Disagree	1.0%	1
Don't Know/ N/A	1.9%	2
TOTAL		105

Q48 The school's website is a good source for information.

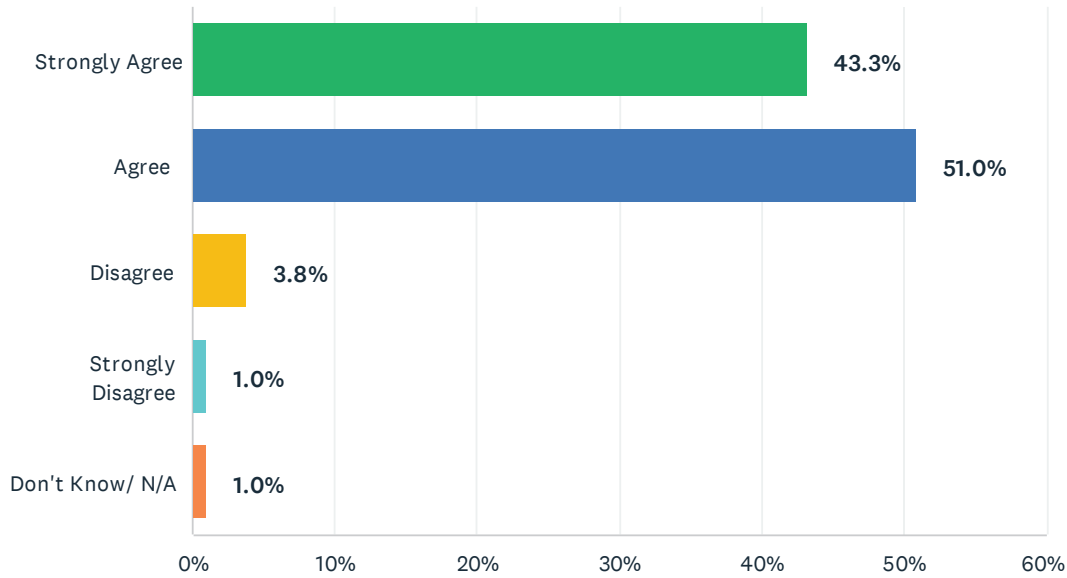
Answered: 105 Skipped: 33



ANSWER CHOICES	RESPONSES	
Strongly Agree	24.8%	26
Agree	48.6%	51
Disagree	12.4%	13
Strongly Disagree	1.9%	2
Don't Know/ N/A	12.4%	13
TOTAL		105

Q49 My child is safe at school.

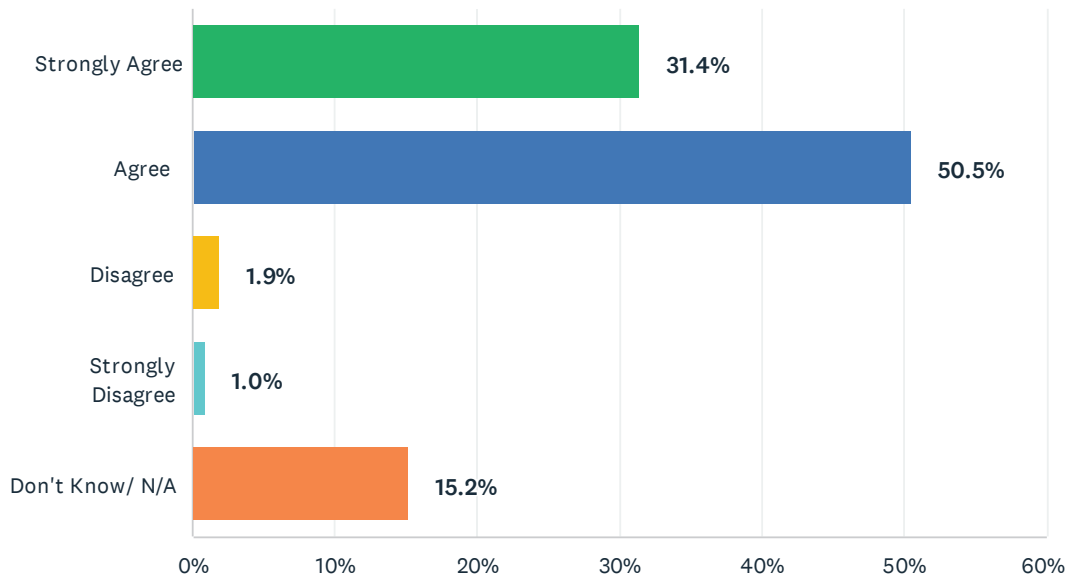
Answered: 104 Skipped: 34



ANSWER CHOICES	RESPONSES	
Strongly Agree	43.3%	45
Agree	51.0%	53
Disagree	3.8%	4
Strongly Disagree	1.0%	1
Don't Know/ N/A	1.0%	1
TOTAL		104

Q50 My child is safe when riding the school bus.

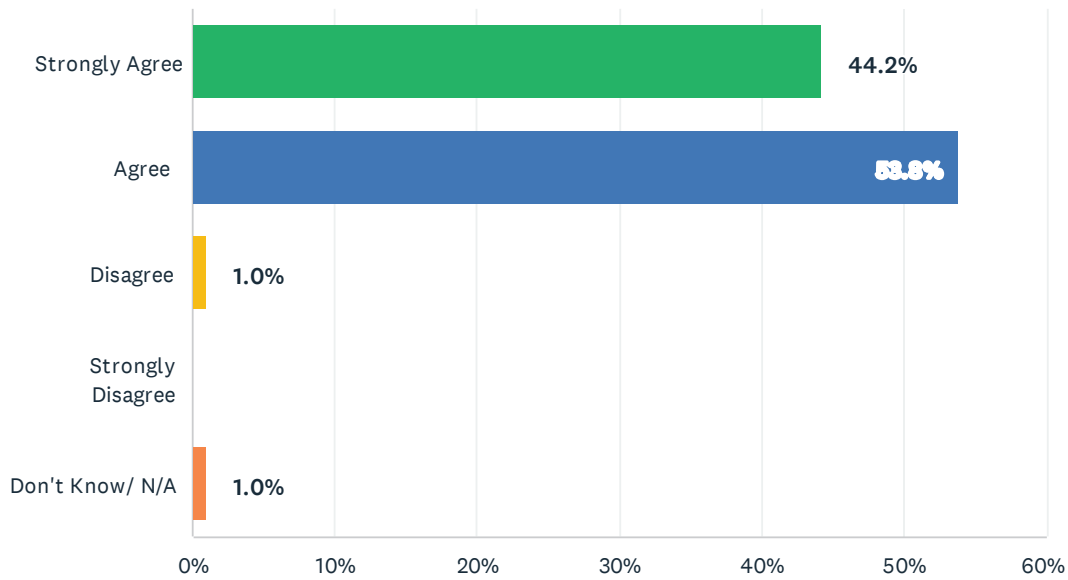
Answered: 105 Skipped: 33



ANSWER CHOICES	RESPONSES	
Strongly Agree	31.4%	33
Agree	50.5%	53
Disagree	1.9%	2
Strongly Disagree	1.0%	1
Don't Know/ N/A	15.2%	16
TOTAL		105

Q51 My child feels a sense of belonging.

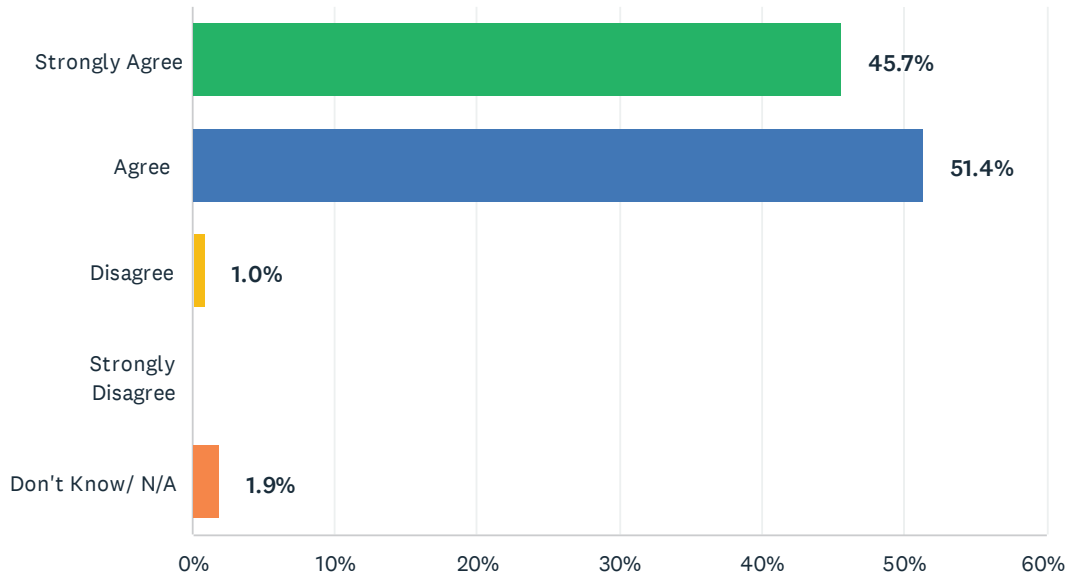
Answered: 104 Skipped: 34



ANSWER CHOICES	RESPONSES	
Strongly Agree	44.2%	46
Agree	53.8%	56
Disagree	1.0%	1
Strongly Disagree	0.0%	0
Don't Know/ N/A	1.0%	1
TOTAL		104

Q52 Teachers and students respect one another at this school.

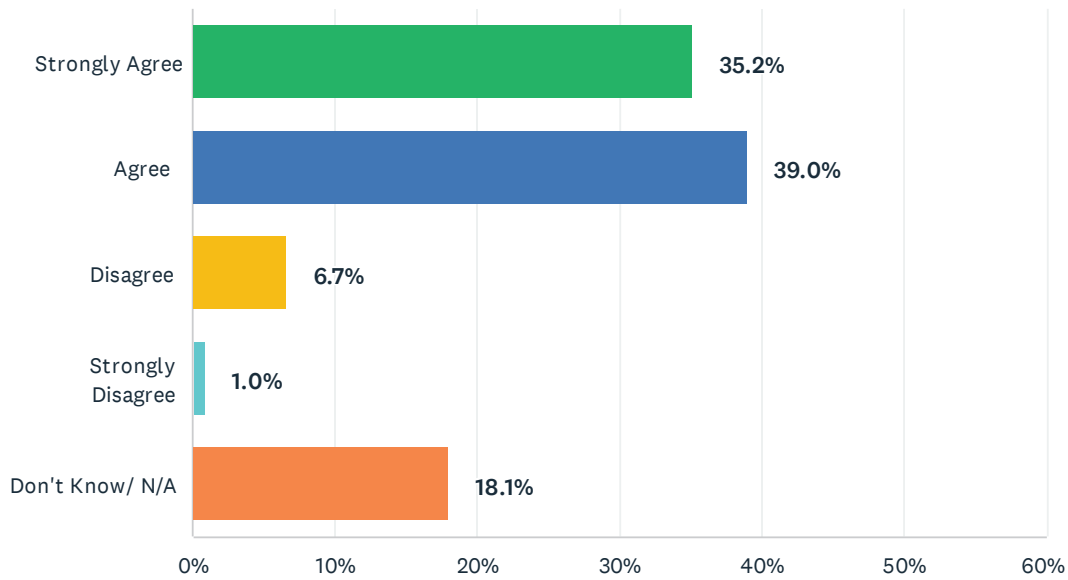
Answered: 105 Skipped: 33



ANSWER CHOICES	RESPONSES	
Strongly Agree	45.7%	48
Agree	51.4%	54
Disagree	1.0%	1
Strongly Disagree	0.0%	0
Don't Know/ N/A	1.9%	2
TOTAL		105

Q53 Discipline is fair.

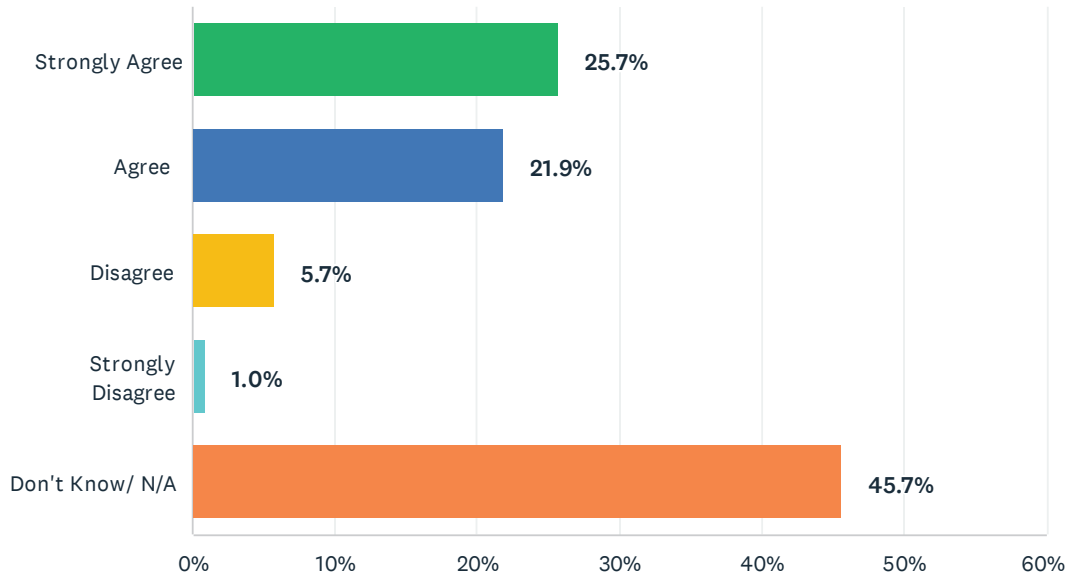
Answered: 105 Skipped: 33



ANSWER CHOICES	RESPONSES	
Strongly Agree	35.2%	37
Agree	39.0%	41
Disagree	6.7%	7
Strongly Disagree	1.0%	1
Don't Know/ N/A	18.1%	19
TOTAL		105

Q54 When threatening behavior between students arises, the school staff intervene appropriately.

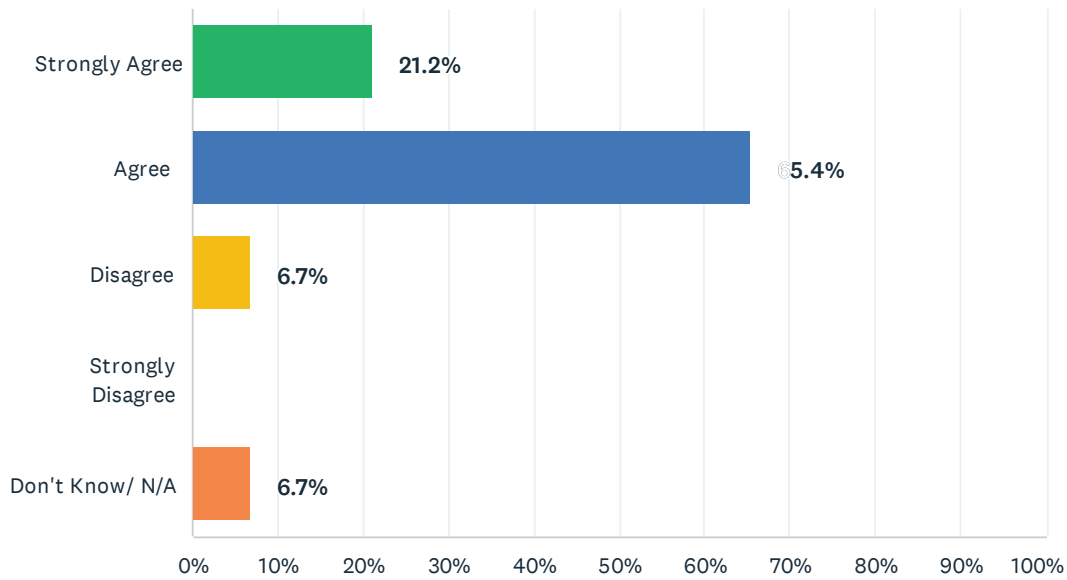
Answered: 105 Skipped: 33



ANSWER CHOICES	RESPONSES	
Strongly Agree	25.7%	27
Agree	21.9%	23
Disagree	5.7%	6
Strongly Disagree	1.0%	1
Don't Know/ N/A	45.7%	48
TOTAL		105

Q55 Students treat each other with kindness and respect.

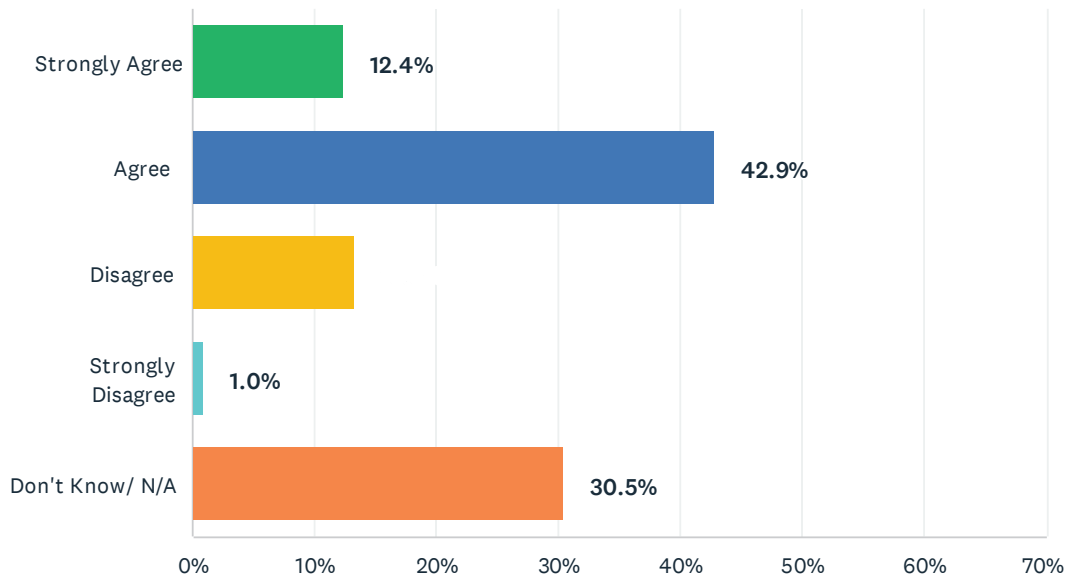
Answered: 104 Skipped: 34



ANSWER CHOICES	RESPONSES	
Strongly Agree	21.2%	22
Agree	65.4%	68
Disagree	6.7%	7
Strongly Disagree	0.0%	0
Don't Know/ N/A	6.7%	7
TOTAL		104

Q56 Students are kind and respectful on the bus.

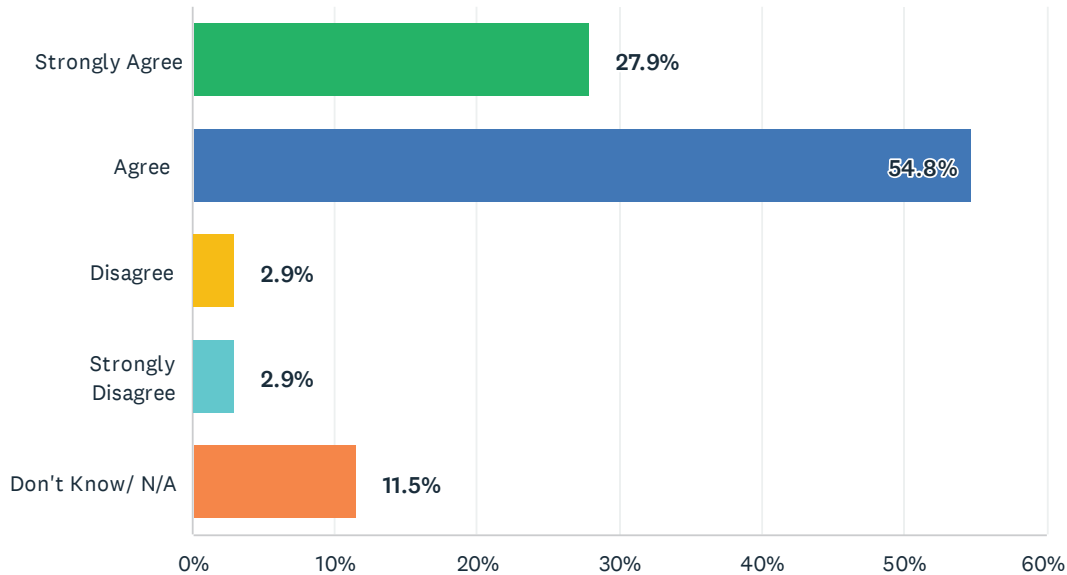
Answered: 105 Skipped: 33



ANSWER CHOICES	RESPONSES	
Strongly Agree	12.4%	13
Agree	42.9%	45
Disagree	13.3%	14
Strongly Disagree	1.0%	1
Don't Know/ N/A	30.5%	32
TOTAL		105

Q57 I feel the school's safety protocols and emergency plans are effective and appropriate.

Answered: 104 Skipped: 34



ANSWER CHOICES	RESPONSES	
Strongly Agree	27.9%	29
Agree	54.8%	57
Disagree	2.9%	3
Strongly Disagree	2.9%	3
Don't Know/ N/A	11.5%	12
TOTAL		104

Q58 Alcohol and drug use is not a problem at this school.

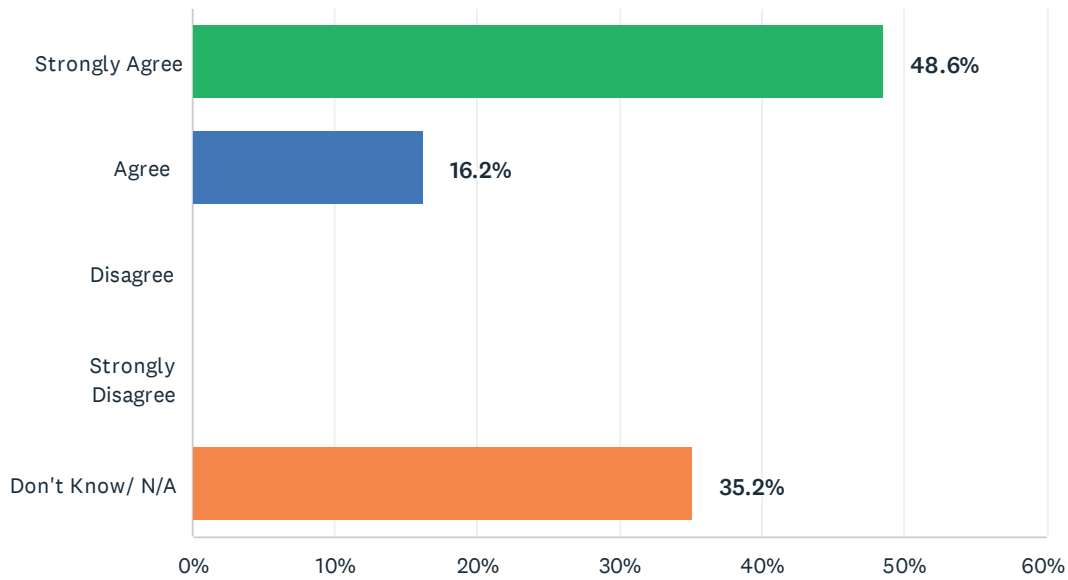
Answered: 0 Skipped: 138

 No matching responses.

ANSWER CHOICES	RESPONSES	
Strongly Agree	0.0%	0
Agree	0.0%	0
Disagree	0.0%	0
Strongly Disagree	0.0%	0
Don't Know/ N/A	0.0%	0
TOTAL		0

Q59 Students do not bring weapons to campus.

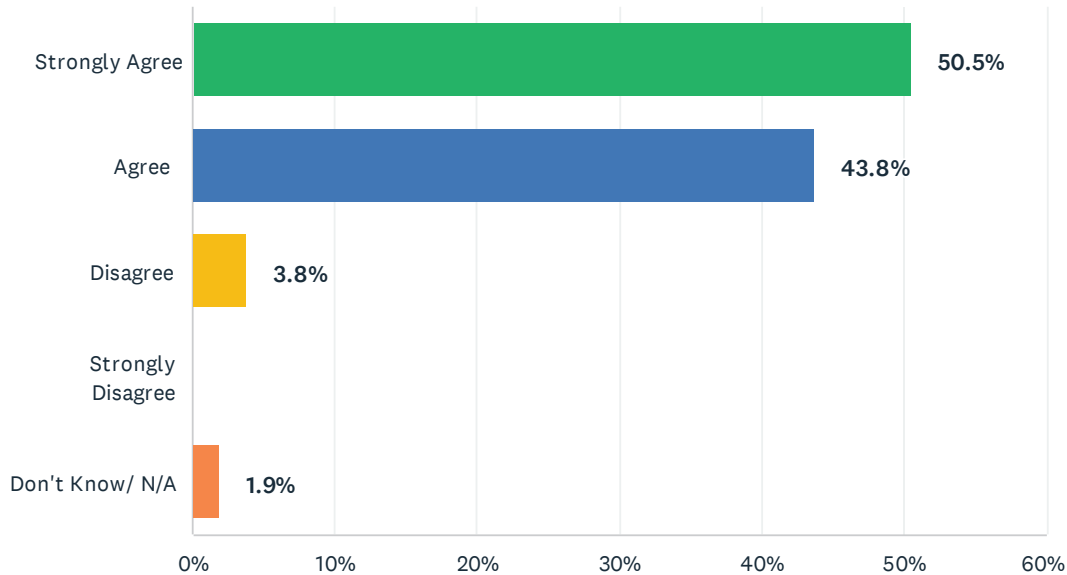
Answered: 105 Skipped: 33



ANSWER CHOICES	RESPONSES	
Strongly Agree	48.6%	51
Agree	16.2%	17
Disagree	0.0%	0
Strongly Disagree	0.0%	0
Don't Know/ N/A	35.2%	37
TOTAL		105

Q60 My child is provided the instructional materials, resources and technology needed for classes.

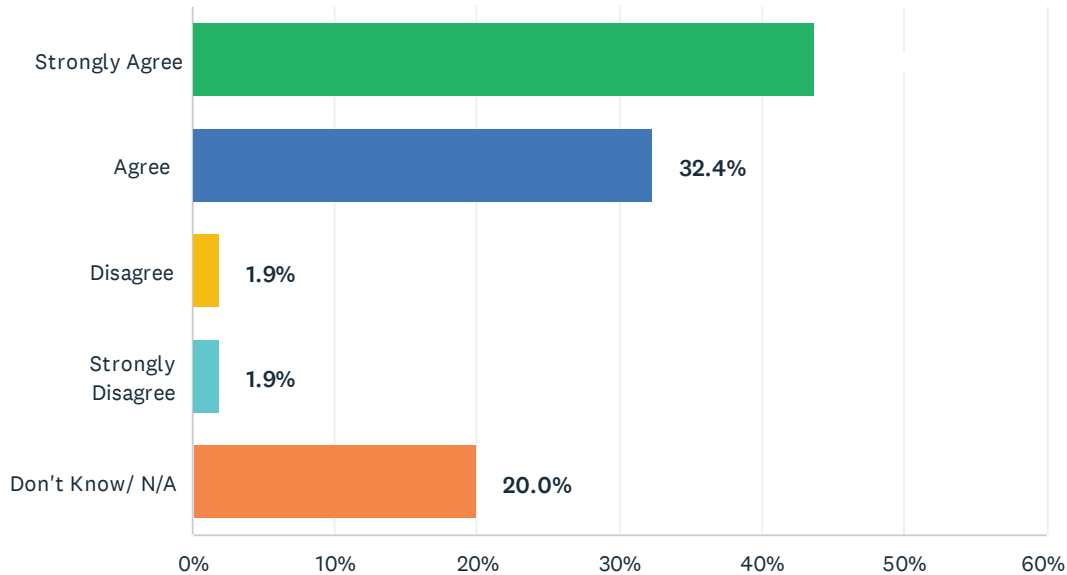
Answered: 105 Skipped: 33



ANSWER CHOICES	RESPONSES	
Strongly Agree	50.5%	53
Agree	43.8%	46
Disagree	3.8%	4
Strongly Disagree	0.0%	0
Don't Know/ N/A	1.9%	2
TOTAL		105

Q61 The school librarian assists in finding resources and reading materials.

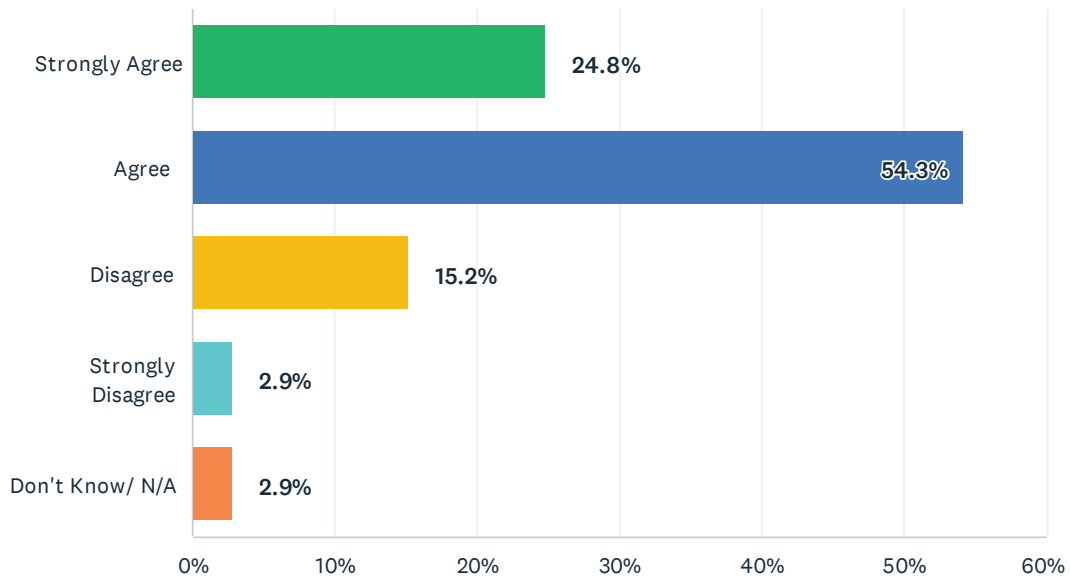
Answered: 105 Skipped: 33



ANSWER CHOICES	RESPONSES	
Strongly Agree	43.8%	46
Agree	32.4%	34
Disagree	1.9%	2
Strongly Disagree	1.9%	2
Don't Know/ N/A	20.0%	21
TOTAL		105

Q62 I feel my child's class sizes are appropriate.

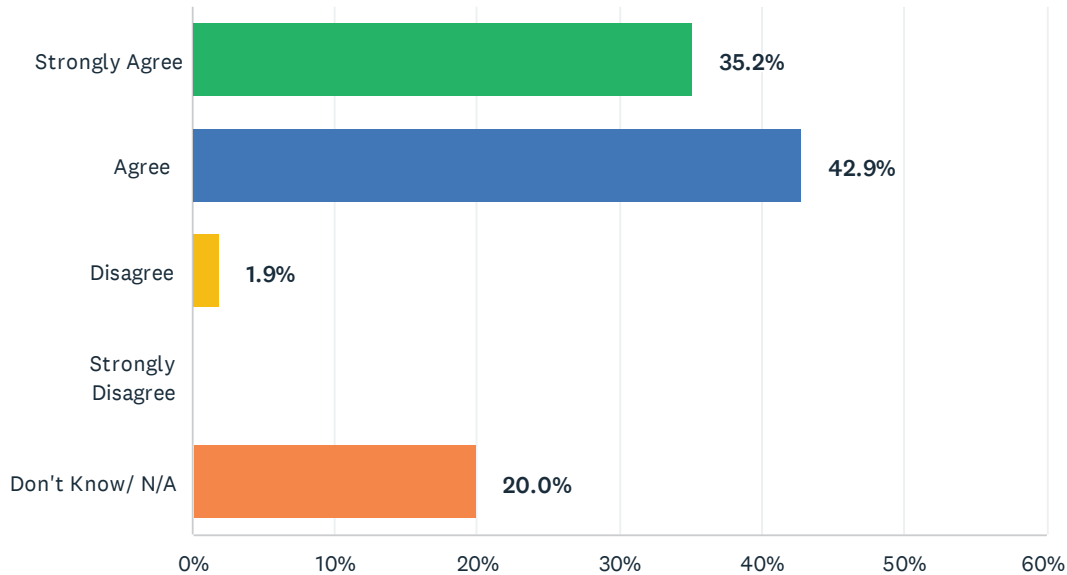
Answered: 105 Skipped: 33



ANSWER CHOICES	RESPONSES	
Strongly Agree	24.8%	26
Agree	54.3%	57
Disagree	15.2%	16
Strongly Disagree	2.9%	3
Don't Know/ N/A	2.9%	3
TOTAL		105

Q63 My child's school counselors are available to help my child with issues that arise at school.

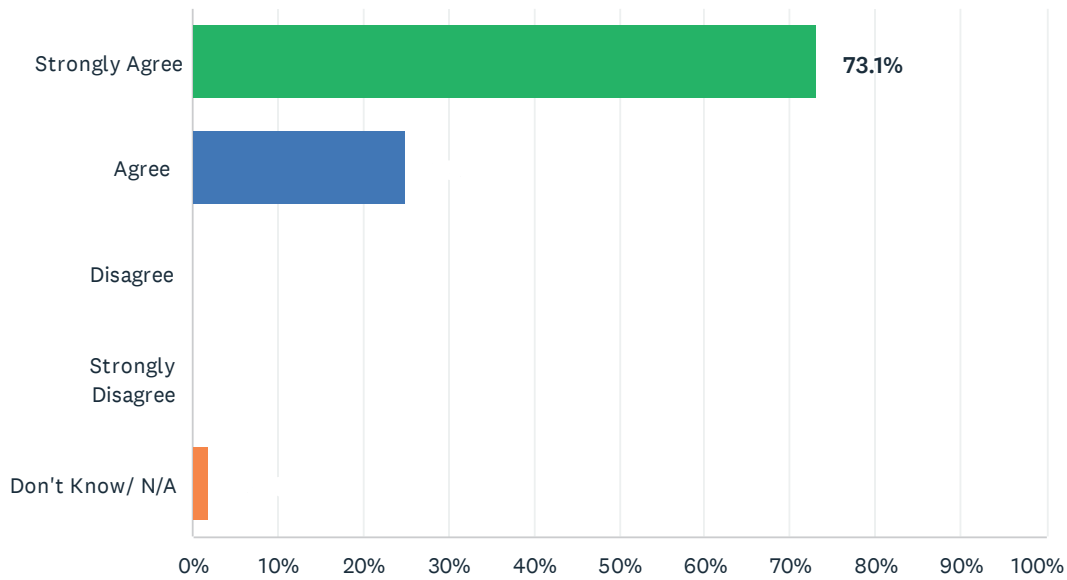
Answered: 105 Skipped: 33



ANSWER CHOICES	RESPONSES	
Strongly Agree	35.2%	37
Agree	42.9%	45
Disagree	1.9%	2
Strongly Disagree	0.0%	0
Don't Know/ N/A	20.0%	21
TOTAL		105

Q64 The school nurse attends to student health issues at school.

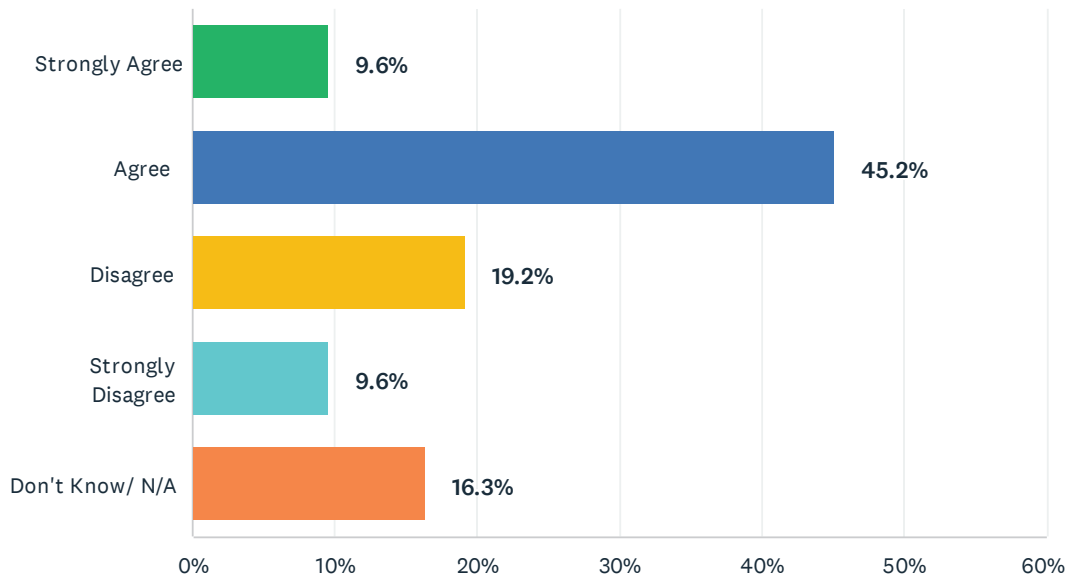
Answered: 104 Skipped: 34



ANSWER CHOICES	RESPONSES	
Strongly Agree	73.1%	76
Agree	25.0%	26
Disagree	0.0%	0
Strongly Disagree	0.0%	0
Don't Know/ N/A	1.9%	2
TOTAL		104

Q65 Healthy food is served in the cafeteria.

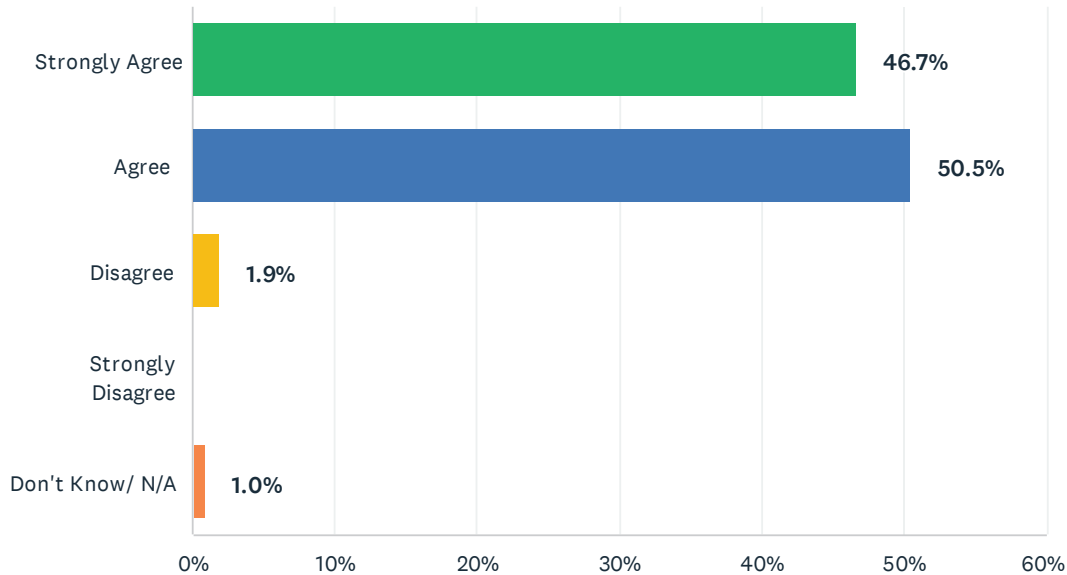
Answered: 104 Skipped: 34



ANSWER CHOICES	RESPONSES	
Strongly Agree	9.6%	10
Agree	45.2%	47
Disagree	19.2%	20
Strongly Disagree	9.6%	10
Don't Know/ N/A	16.3%	17
TOTAL		104

Q66 My child's school is clean and well-maintained (air conditioning and heat work, adequate lighting, grounds kept in order, etc.).

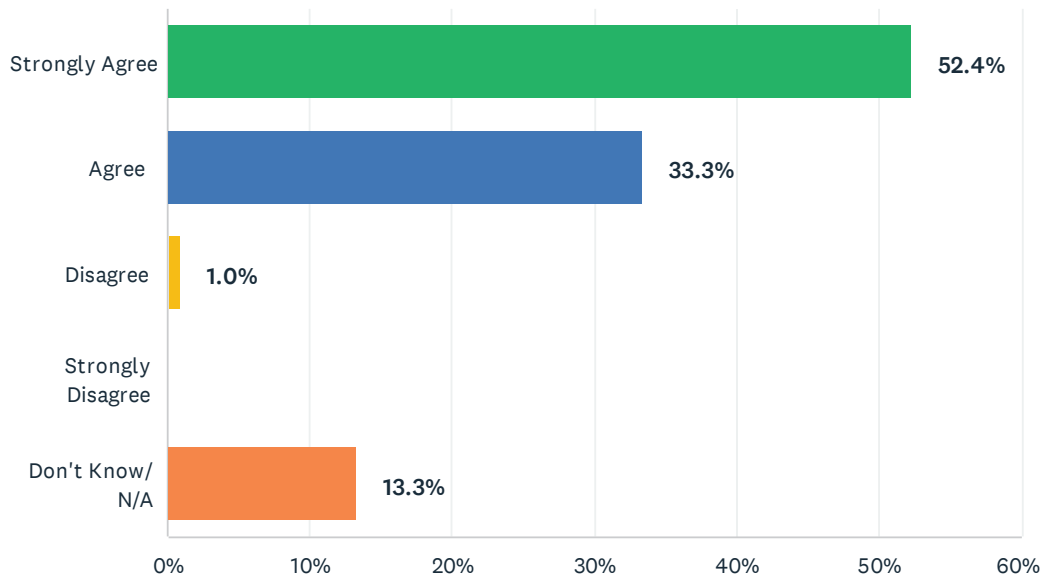
Answered: 105 Skipped: 33



ANSWER CHOICES	RESPONSES	
Strongly Agree	46.7%	49
Agree	50.5%	53
Disagree	1.9%	2
Strongly Disagree	0.0%	0
Don't Know/ N/A	1.0%	1
TOTAL		105

Q67 My child's school bus is on time most days.

Answered: 105 Skipped: 33



ANSWER CHOICES	RESPONSES	
Strongly Agree	52.4%	55
Agree	33.3%	35
Disagree	1.0%	1
Strongly Disagree	0.0%	0
Don't Know/ N/A	13.3%	14
TOTAL		105

Q68 I feel my child is safe because of the security team at WHS.

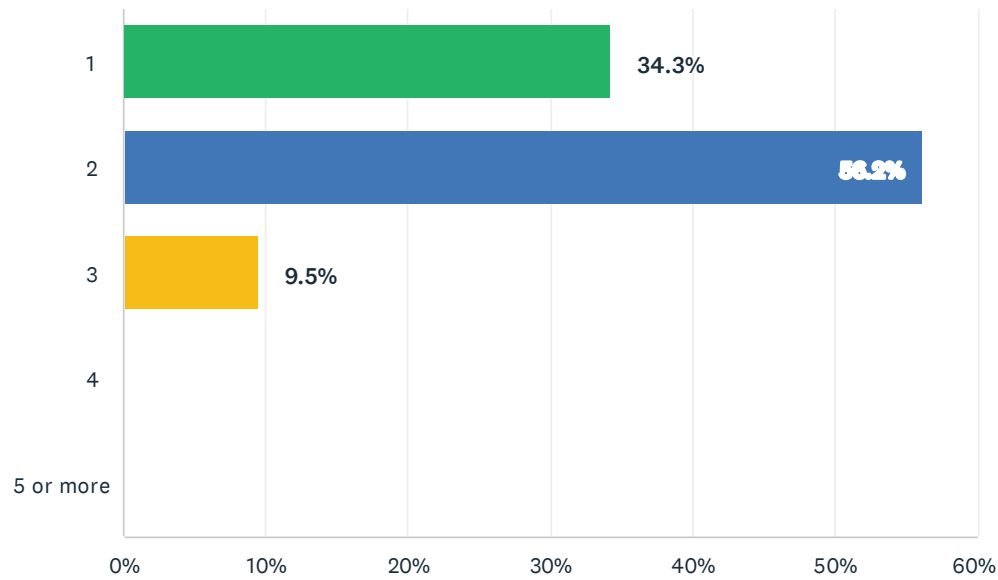
Answered: 0 Skipped: 138

 No matching responses.

ANSWER CHOICES	RESPONSES	
Strongly Agree	0.0%	0
Agree	0.0%	0
Disagree	0.0%	0
Strongly Disagree	0.0%	0
Don't Know/ N/A	0.0%	0
TOTAL		0

Q69 How many children do you have attending a district school?

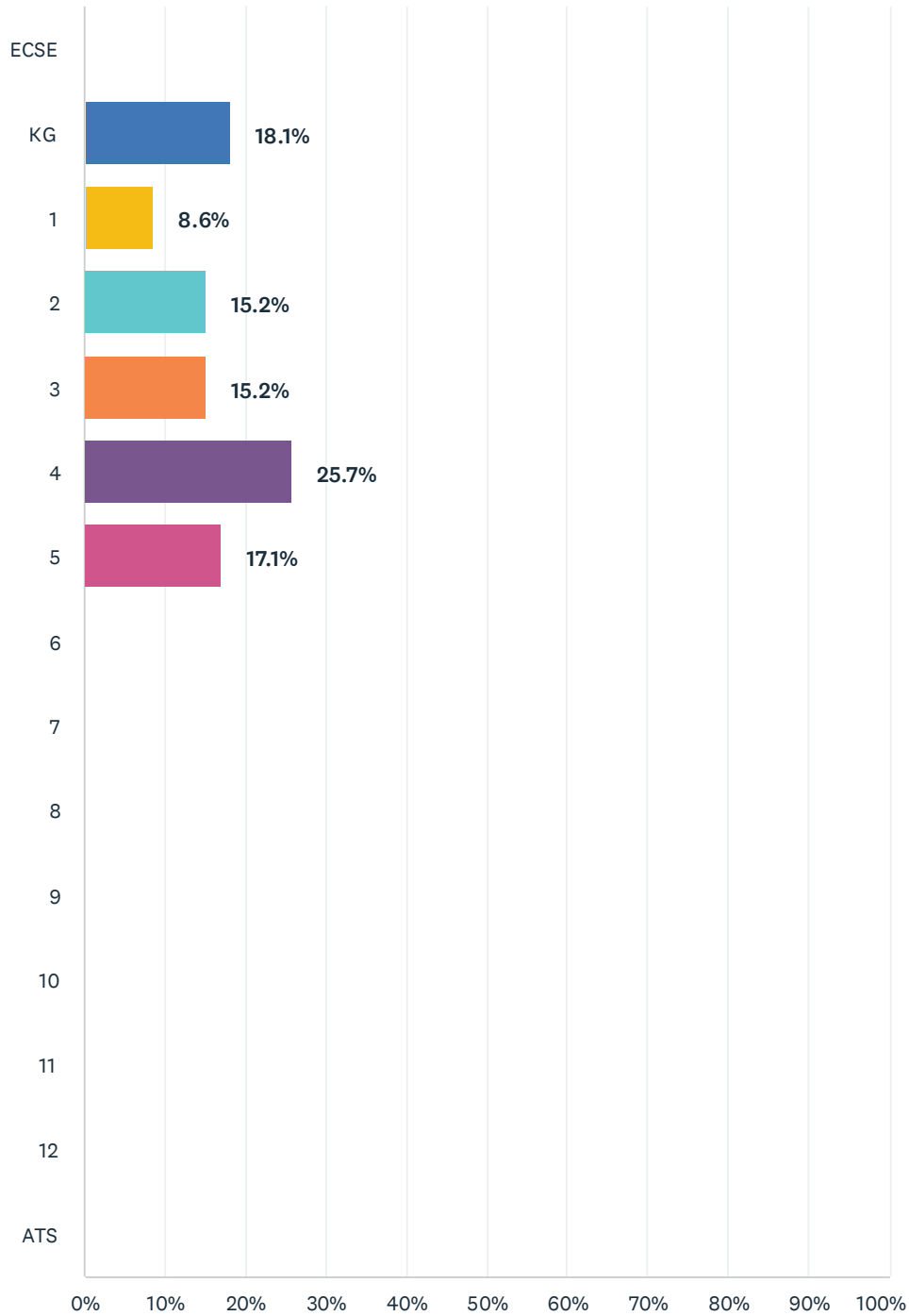
Answered: 105 Skipped: 33



ANSWER CHOICES	RESPONSES	
1	34.3%	36
2	56.2%	59
3	9.5%	10
4	0.0%	0
5 or more	0.0%	0
TOTAL		105

Q70 Please indicate the grade level of the child for whom you are responding.

Answered: 105 Skipped: 33

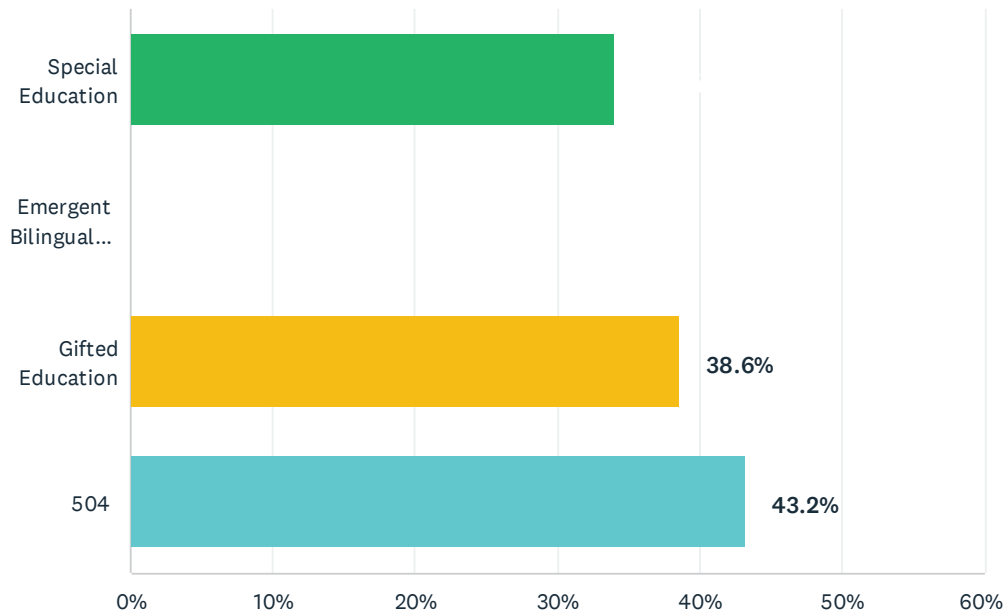


Parent Climate Survey 2022

ANSWER CHOICES	RESPONSES	
ECSE	0.0%	0
KG	18.1%	19
1	8.6%	9
2	15.2%	16
3	15.2%	16
4	25.7%	27
5	17.1%	18
6	0.0%	0
7	0.0%	0
8	0.0%	0
9	0.0%	0
10	0.0%	0
11	0.0%	0
12	0.0%	0
ATS	0.0%	0
TOTAL		105

Q71 Does your child receive any of the following services at this school?

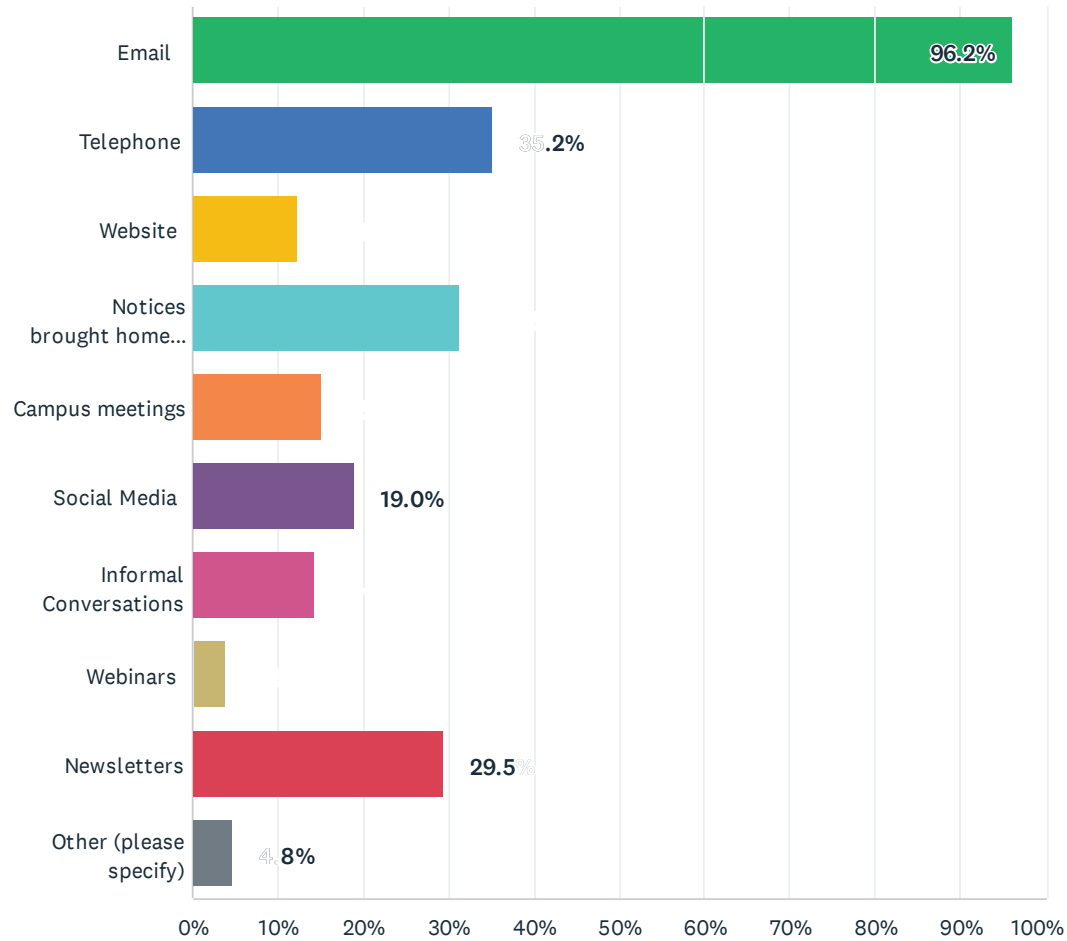
Answered: 44 Skipped: 94



ANSWER CHOICES	RESPONSES	
Special Education	34.1%	15
Emergent Bilingual (Formerly ELL)	0.0%	0
Gifted Education	38.6%	17
504	43.2%	19
Total Respondents: 44		

Q72 What are the best ways for the school to communicate with you about your child's education?

Answered: 105 Skipped: 33

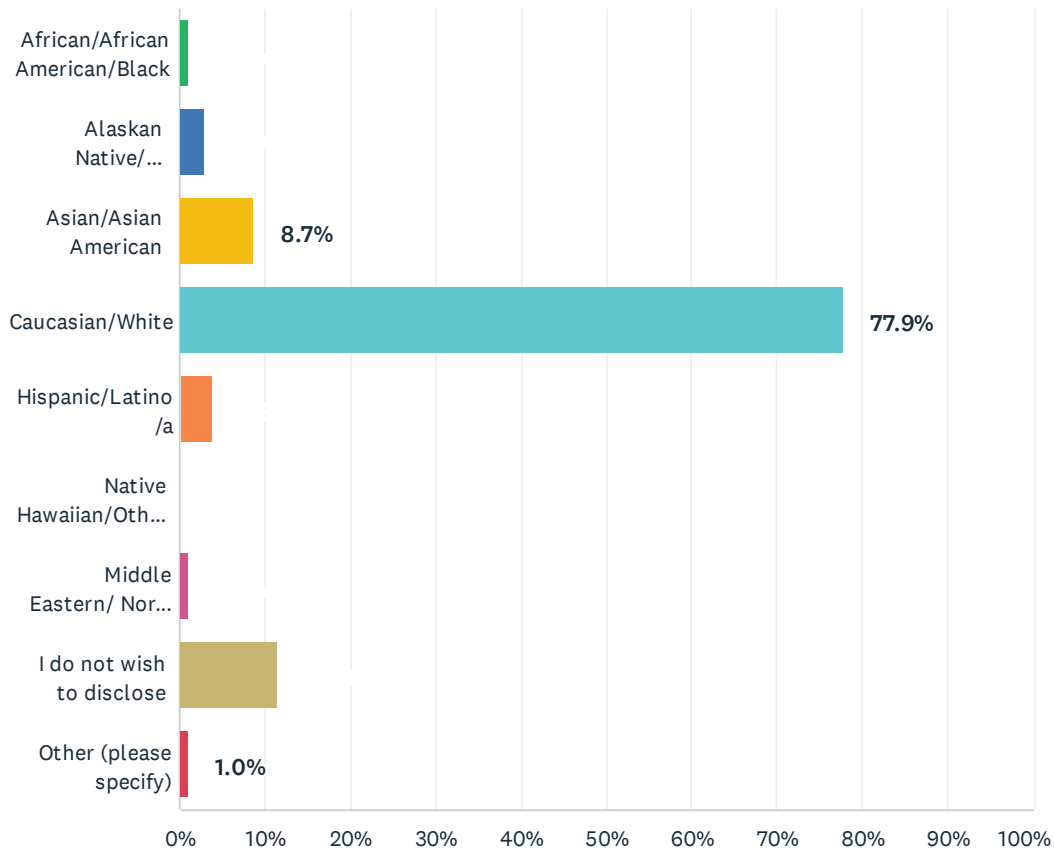


Parent Climate Survey 2022

ANSWER CHOICES	RESPONSES	
Email	96.2%	101
Telephone	35.2%	37
Website	12.4%	13
Notices brought home by student	31.4%	33
Campus meetings	15.2%	16
Social Media	19.0%	20
Informal Conversations	14.3%	15
Webinars	3.8%	4
Newsletters	29.5%	31
Other (please specify)	4.8%	5
Total Respondents: 105		

Q73 What is your race/ethnicity? (Check all that apply.)

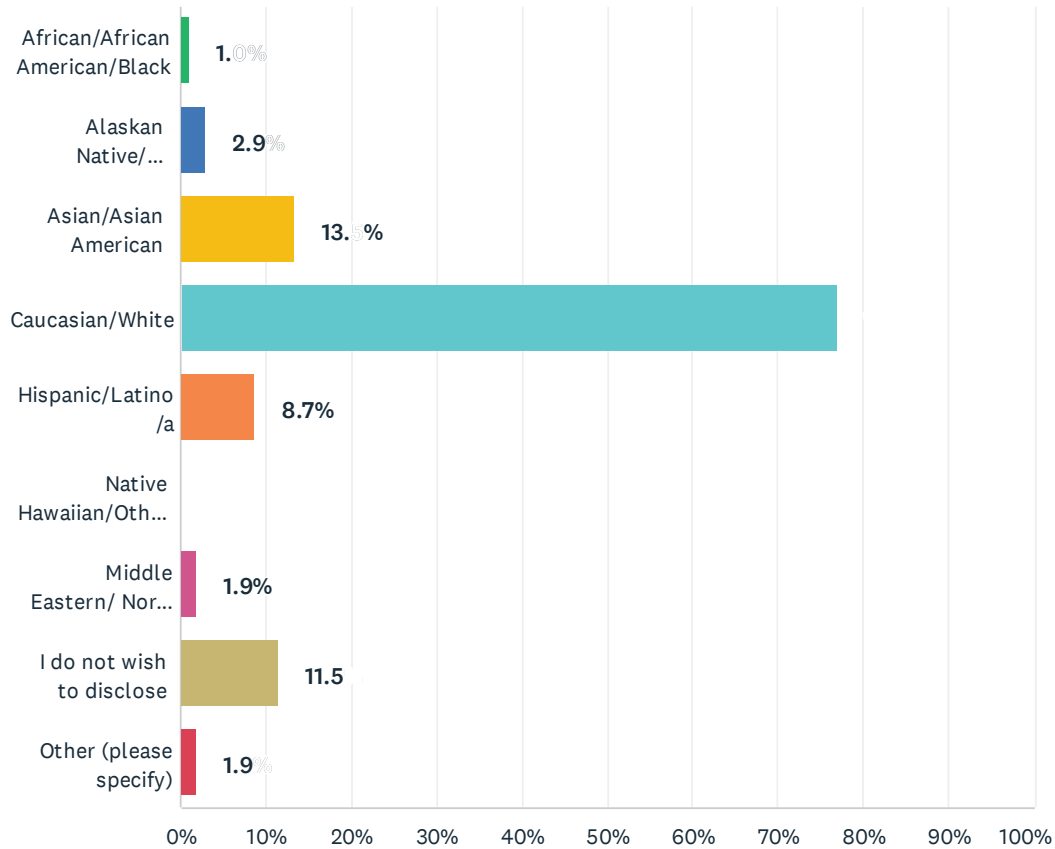
Answered: 104 Skipped: 34



African/African American/Black	1.0%	1
Alaskan Native/ Indigenous/ Native American	2.9%	3
Asian/Asian American	8.7%	9
Caucasian/White	77.9%	81
Hispanic/Latino/a	3.8%	4
Native Hawaiian/Other Pacific Islander	0.0%	0
Middle Eastern/ North African	1.0%	1
I do not wish to disclose	11.5%	12
Other (please specify)	1.0%	1

Q74 What racial/ ethnic groups are represented in your immediate family? (Check all that apply.)

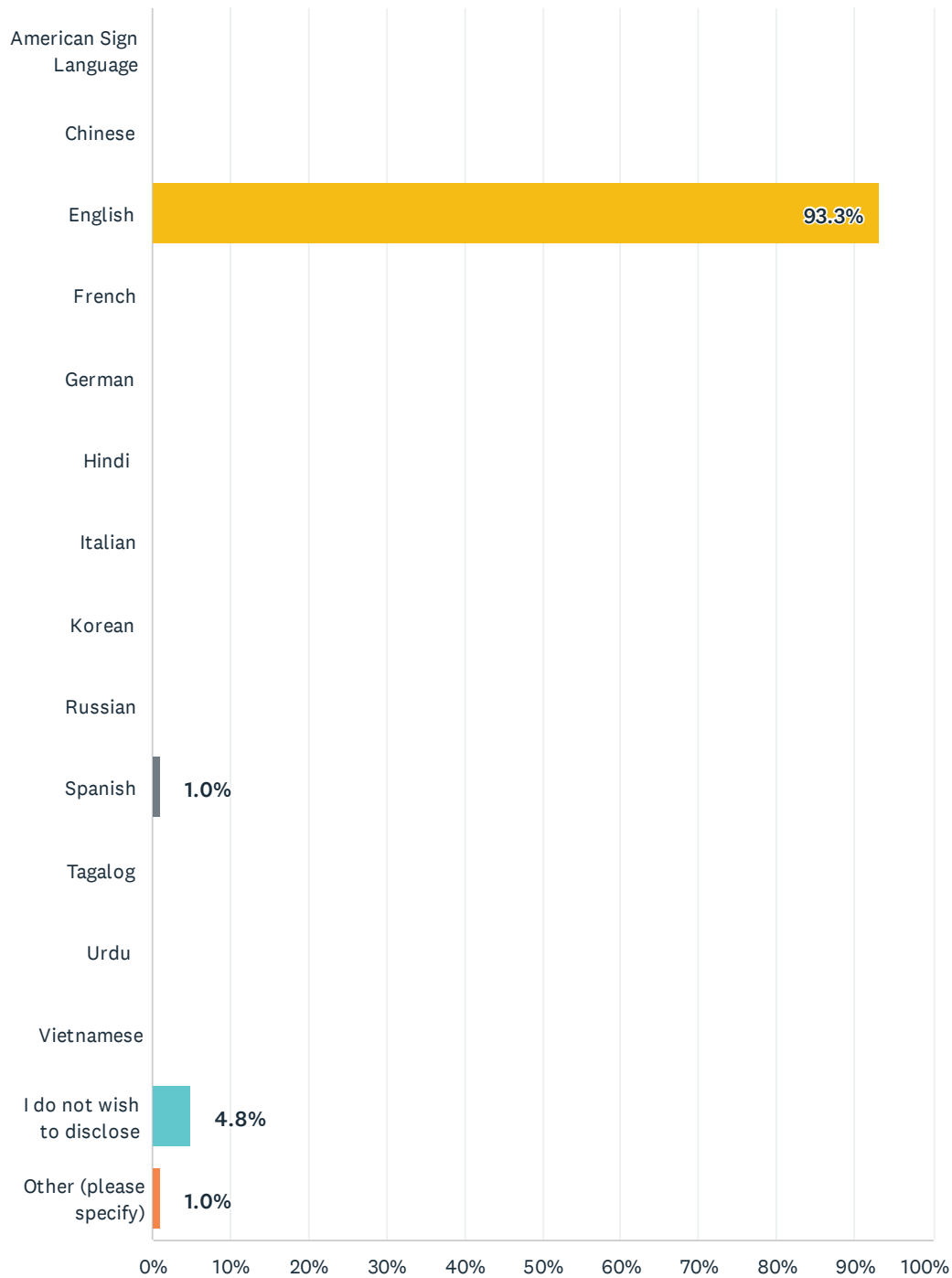
Answered: 104 Skipped: 34



ANSWER CHOICES	RESPONSES	
African/African American/Black	1.0%	1
Alaskan Native/ Indigenous/ Native American	2.9%	3
Asian/Asian American	13.5%	14
Caucasian/White	76.9%	80
Hispanic/Latino/a	8.7%	9
Native Hawaiian/Other Pacific Islander	0.0%	0
Middle Eastern/ North African	1.9%	2
I do not wish to disclose	11.5%	12
Other (please specify)	1.9%	2
Total Respondents: 104		

Q75 What is the primary language spoken in your home?

Answered: 104 Skipped: 34

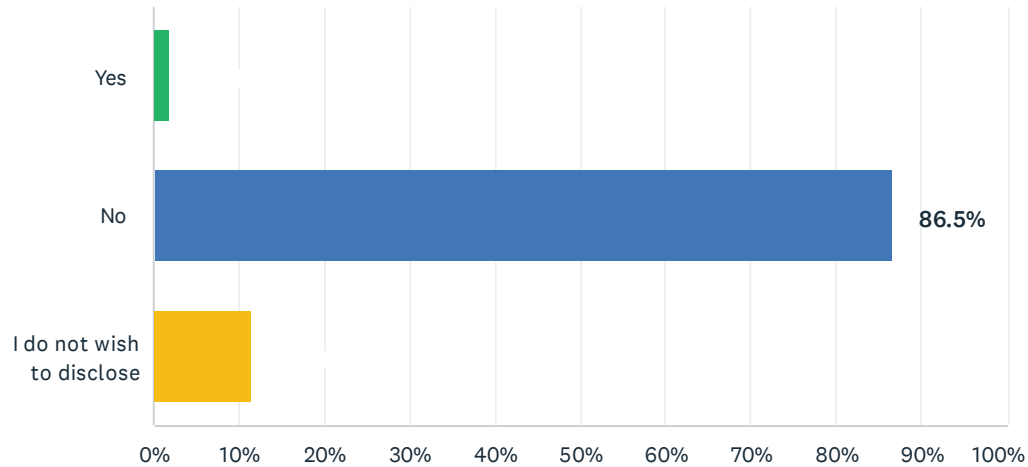


Parent Climate Survey 2022

ANSWER CHOICES	RESPONSES	
American Sign Language	0.0%	0
Chinese	0.0%	0
English	93.3%	97
French	0.0%	0
German	0.0%	0
Hindi	0.0%	0
Italian	0.0%	0
Korean	0.0%	0
Russian	0.0%	0
Spanish	1.0%	1
Tagalog	0.0%	0
Urdu	0.0%	0
Vietnamese	0.0%	0
I do not wish to disclose	4.8%	5
Other (please specify)	1.0%	1
TOTAL		104

Q76 Do you or a member of your immediate family identify as a member of the LGBTQ community?

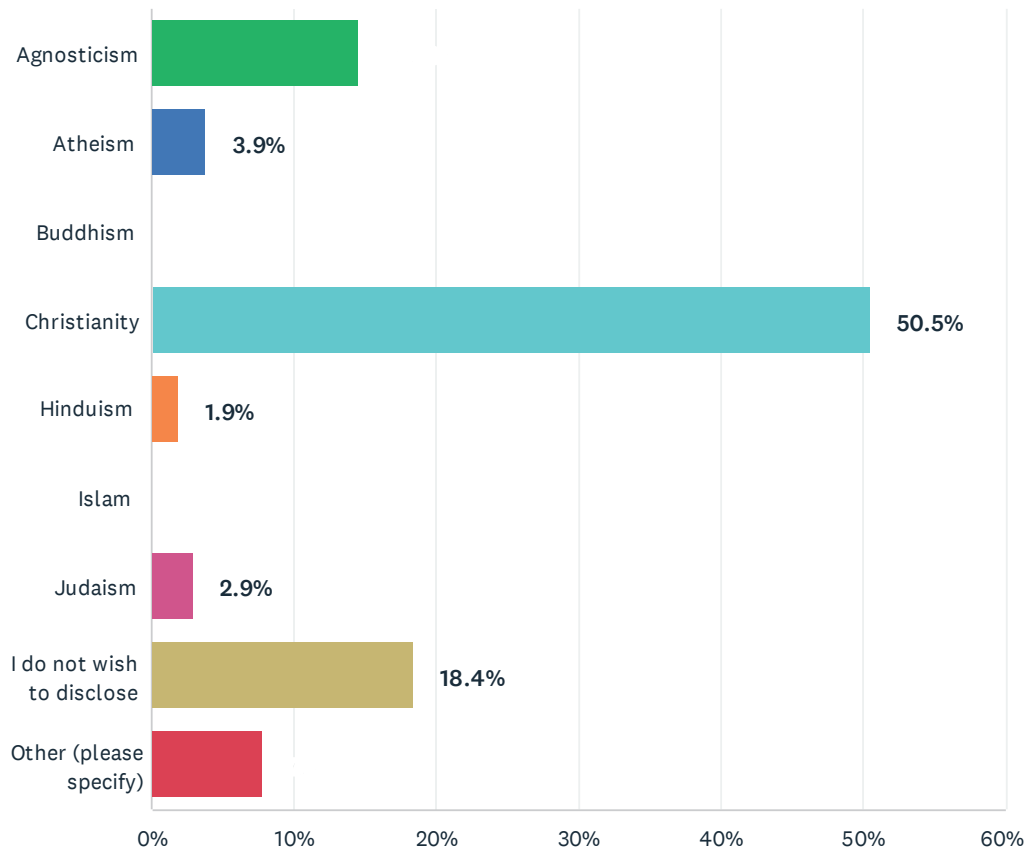
Answered: 104 Skipped: 34



ANSWER CHOICES	RESPONSES	
Yes	1.9%	2
No	86.5%	90
I do not wish to disclose	11.5%	12
TOTAL		104

Q77 What is your religious affiliation?

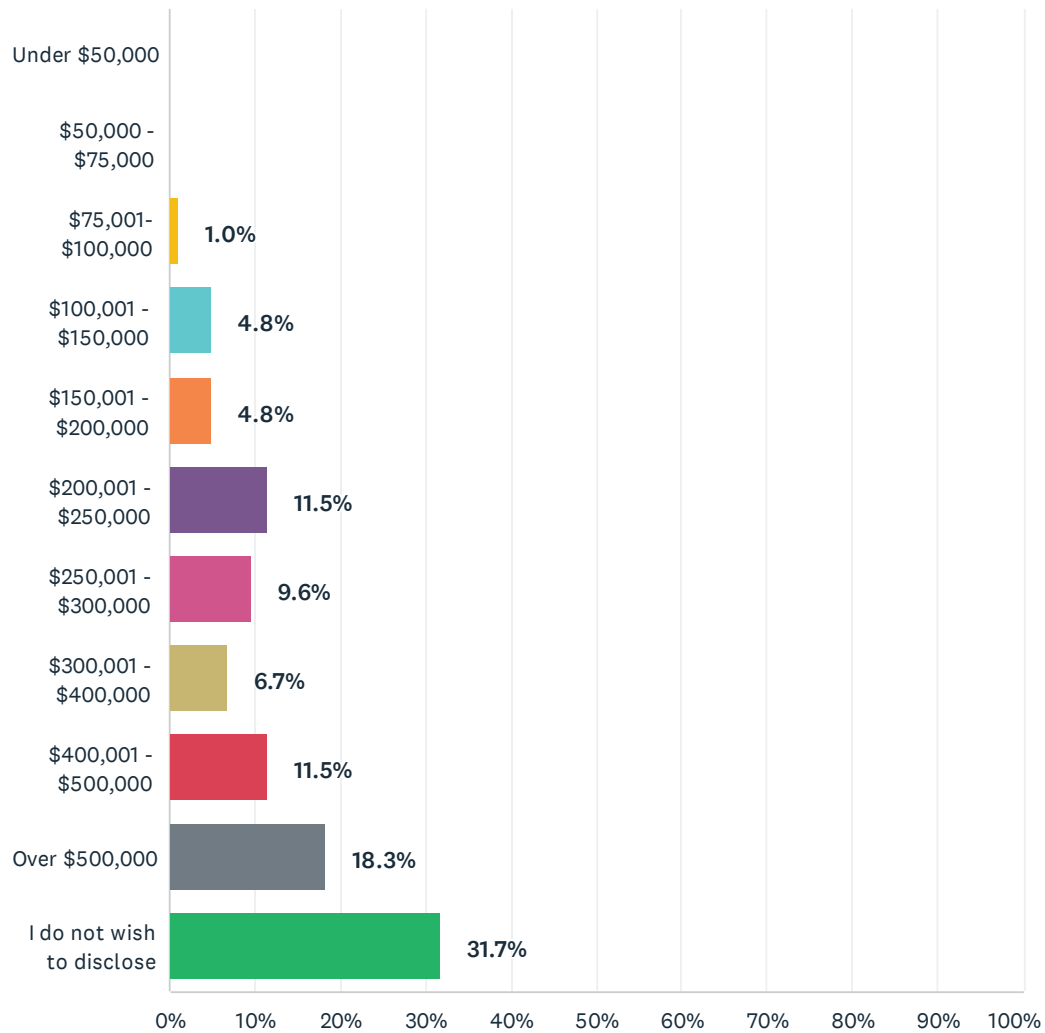
Answered: 103 Skipped: 35



ANSWER CHOICES	RESPONSES	
Agnosticism	14.6%	15
Atheism	3.9%	4
Buddhism	0.0%	0
Christianity	50.5%	52
Hinduism	1.9%	2
Islam	0.0%	0
Judaism	2.9%	3
I do not wish to disclose	18.4%	19
Other (please specify)	7.8%	8
TOTAL		103

Q78 What is your total gross/pretax household income?

Answered: 104 Skipped: 34



Parent Climate Survey 2022

ANSWER CHOICES	RESPONSES	
Under \$50,000	0.0%	0
\$50,000 - \$75,000	0.0%	0
\$75,001- \$100,000	1.0%	1
\$100,001 - \$150,000	4.8%	5
\$150,001 - \$200,000	4.8%	5
\$200,001 - \$250,000	11.5%	12
\$250,001 - \$300,000	9.6%	10
\$300,001 - \$400,000	6.7%	7
\$400,001 - \$500,000	11.5%	12
Over \$500,000	18.3%	19
I do not wish to disclose	31.7%	33
TOTAL		104