

Lakeview Elementary Annual Report – 2021-22

10400 NE 68th St., Kirkland, WA 98033
425-936-2600 | lakeview.lwsd.org



Principal: Marianne Williams
Associate Principal: Christopher Hennings
Mascot: Leopard
Colors: Blue and Yellow

of students, October 2021: 445
of teachers: 39
Teachers with at least a Master's Degree: 56.4%
Student regular attend rate: 89.6%

District Mission

Each student will graduate prepared to lead a rewarding, responsible life as a contributing member of our community and greater society.

School Mission

Together we empower and inspire each student to thrive and fulfill their unique potential.

School Description

Lakeview Elementary is a vibrant school community situated in central Kirkland, strengthened by a strong parent partnership and supportive local businesses. Lakeview has been a key part of the community for almost 60 years. Kirkland and Lakeview have retained the feel of a small town and neighborhood school.

Our dedicated and experienced staff works together to ensure that our students receive instruction at a level appropriate for their needs while challenging and helping them to stretch. As a result, students in all grade levels at Lakeview have an opportunity to experience academic success and we are proud that a high percentage of our students exceed standard.

Our PTSA works in close partnership with the school staff to enhance the learning of every student through enrichment and extension experiences.

School Funding

District General Fund Budget: \$501.4 million
District Per Pupil Expenditure: \$16,464.65 per pupil
Building Budget for this school: \$150,182

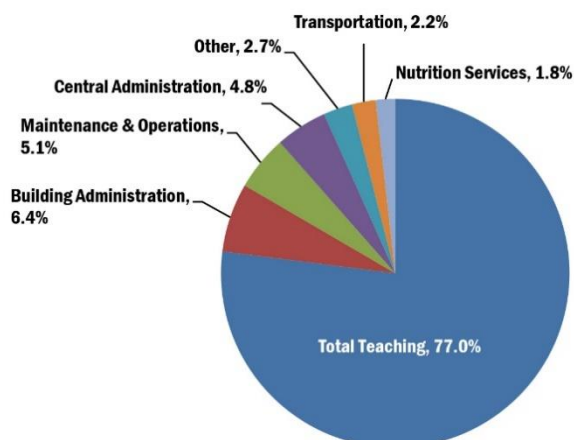
2021-22 School Goals

Staff members analyzed our current student data. They anticipated our use of interventions and specific strategies will enable us to increase student levels of performance.

- Grades K-2 Reading: 90% at standard for EOY DIBELS
- Grades 3-5 English Language Arts: 87% at standard
- Grades 3-5 Math: 88% at standard
- Grade 5 science: 80% at standard
- Achievement gap: English Language Learners will improve to 36% of EL students (5/14) in grades 3-5 at or above standard in math.
- School Effectiveness: 90% of staff will agree slightly or higher that they receive regular feedback on how they are doing as measured by the Characteristics of School Effectiveness Survey.
- Attendance: We will reduce by 40% the number of students who have 15+ absences in a year from 32 in the 17-18 school year to 19 students in the 18-19 school year.
- Discipline: We will reduce the number of non-IEP/504 students receiving consistent office referrals from 10 to 5 from BOY to EOY.

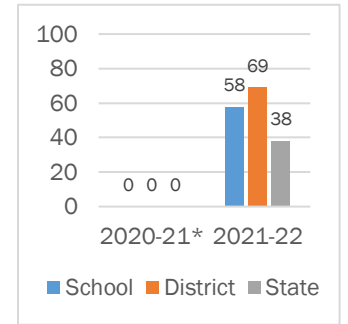
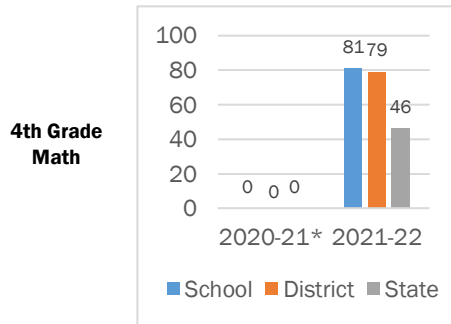
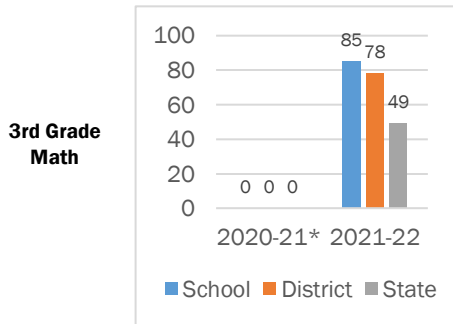
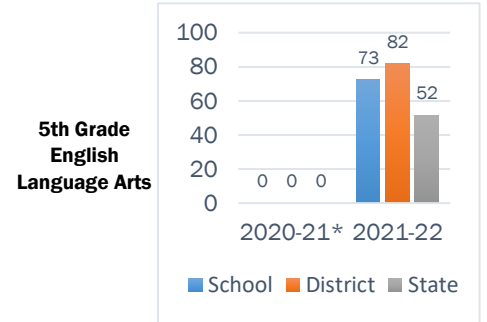
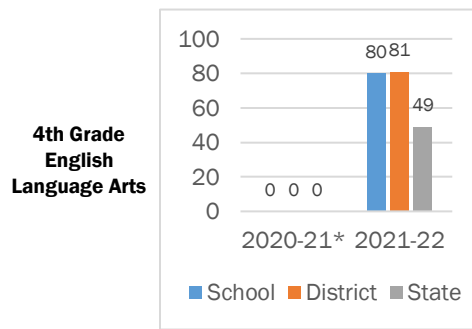
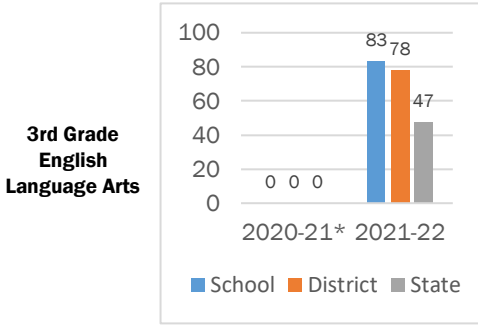
2021-22 District Expenditures

Where does the money go?



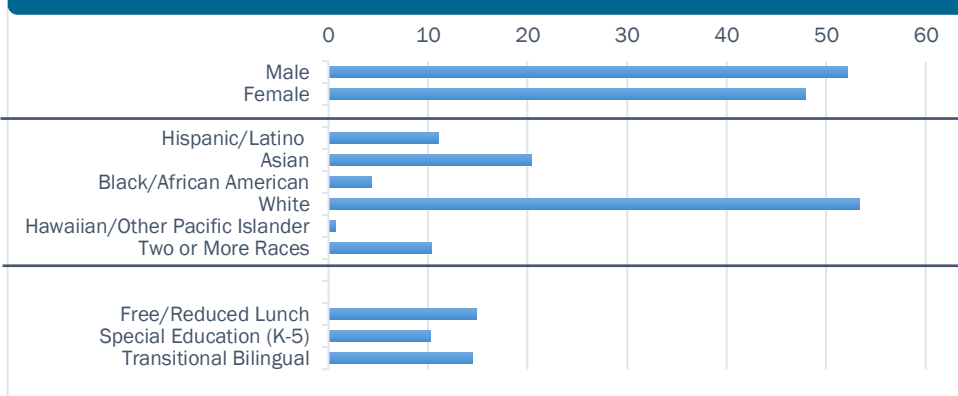
State Assessment Results

Smarter Balanced Assessment (SBA)



*No State Assessments occurred in Spring 2021 due to COVID-19.

Student Demographics



School Building

Our school facilities are available for public use by contacting our school office.

Building Condition Assessment: Fair

The Building Condition Assessment represents an overall permanent building condition assessment. It is conducted by a third party in accordance with the state's Asset Preservation Program.

Invitation to Participate

One of Lake Washington School District's Strategic Plan Goals is Community Engagement. Families and community members are encouraged to participate in our school. Volunteers are trained and work in a variety of positions. To get involved, call our school office.