

Kirk Elementary Annual Report – 2021-22

1312 6th St., Kirkland, WA 98033
425-936-2590 | kirk.lwsd.org



Principal: Monica Garcia
Associate Principal: Will Stack
Mascot: Eagle
Colors: Blue and Silver

of students, October 2021: 588
of teachers: 45
Teachers with at least a Master's Degree: 62.2%
Student regular attendance rate: 94.5%

District Mission

Each student will graduate prepared to lead a rewarding, responsible life as a contributing member of our community and greater society.

School Mission

Peter Kirk Elementary is a creative learning environment where children feel they are valued and safe. Staff and community collaborate to provide the highest quality education to prepare students to be life-long learners.

School Funding

District General Fund Budget: \$501.4 million
District Per Pupil Expenditure: \$16,464.65 per pupil
Building Budget for this school: \$140,243

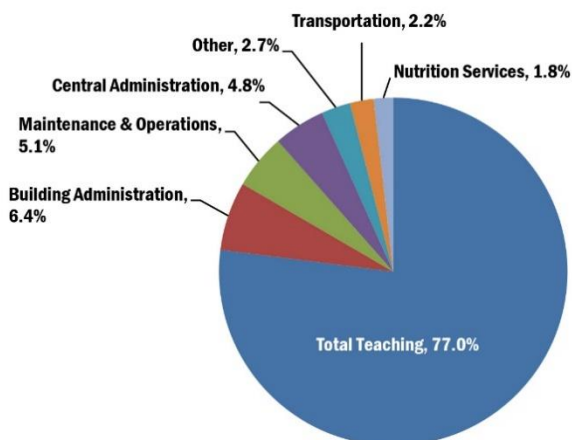
School Description

The Peter Kirk Elementary community is comprised of students, families and staff with high expectations for student learning. Our staff partners with parents in creating an environment in which students are challenged academically and are supported in their social and emotional growth. This partnership, combined with volunteer programs and PTSA- sponsored extracurricular and co-curricular opportunities, helps bring literacy, science, mathematics and the arts alive.

The staff of Peter Kirk Elementary prides itself on practice that is student centered. That means we focus on student interests throughout our work, our school systems, and our engagement with families and the community. There is an art to creating conditions in which students learn and develop habits of mind and character they will carry into life beyond elementary school.

2021-22 District Expenditures

Where does the money go?



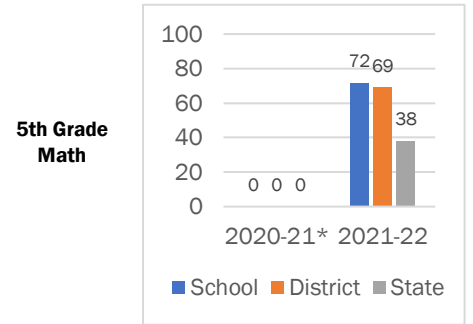
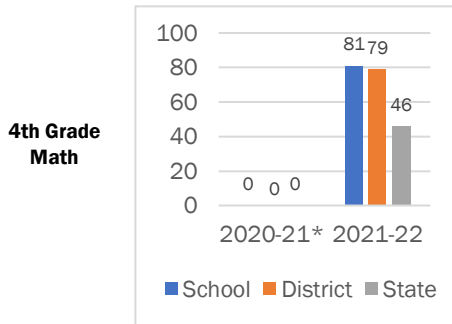
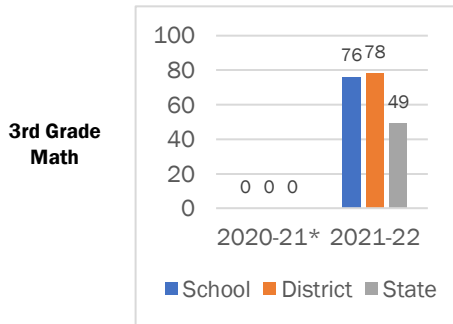
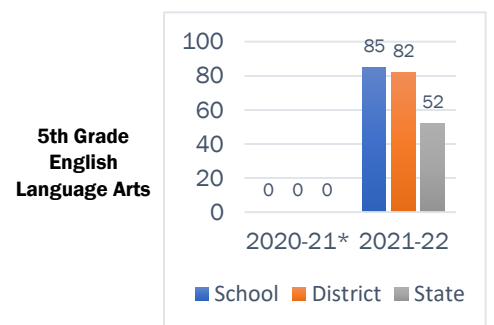
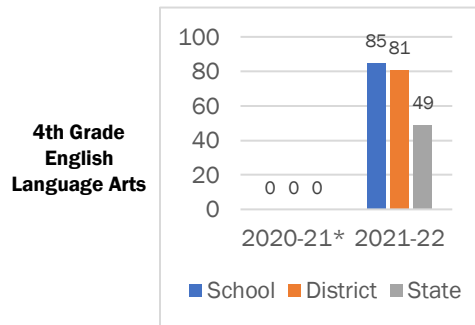
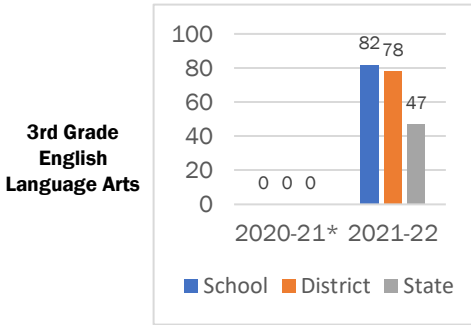
2021-22 School Goals

Peter Kirk staff set our annual performance goals using fall baseline assessment data. For students in K-2, staff used beginning of year DIBELS results. For students in grades 3-5, staff used assessment results from the previous spring.

- Grades K-2 Reading: 84% of primary students at benchmark on end of year DIBELS
- Grades 3-5 English Language Arts: 82% at standard
- Grades 3-5 Math: 80% at standard
- Grade 5 science: 80% at standard
- Achievement gap: Reduce the achievement gap between male and female students in grades three through five on mathematics Smarter Balanced Assessment from 11% gap to 5% gap, with the intent to eliminate the gap within two years.
- School Effectiveness: Effective school survey community response, from 45% of families strongly agreeing to 55% of families strongly agreeing that there is frequent, two-way communication between school staff and families.
- Attendance: Decrease the percentage of students with attendance patterns classified as "severe chronic" from 8% to 4%.
- Discipline: Reduce the number of recess incident reports received by boys by another 30%

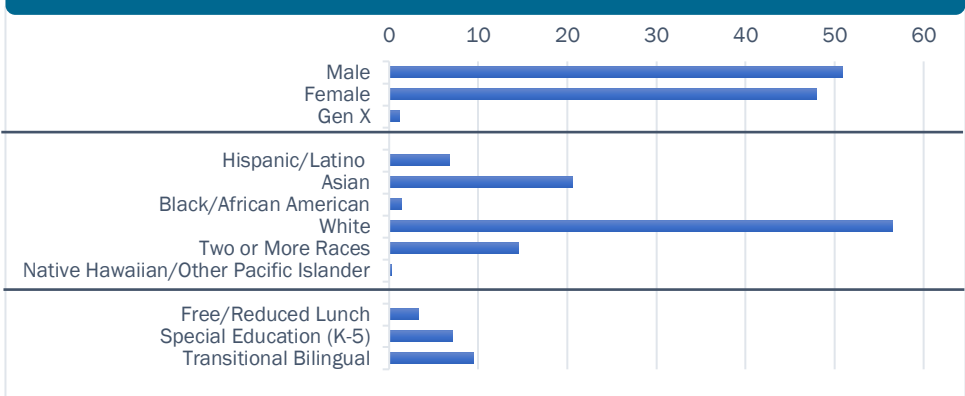
State Assessment Results

Smarter Balanced Assessment (SBA)



*No State Assessments occurred in Spring 2021 due to COVID-19.

Student Demographics



School Building

Our school facilities are available for public use by contacting our school office.

Building Condition Assessment: Excellent.

The Building Condition Assessment represents an overall permanent building condition assessment. It is conducted by a third party in accordance with the state's Asset Preservation Program.

Invitation to Participate

One of Lake Washington School District's Strategic Plan Goals is Community Engagement. Families and community members are encouraged to participate in our school. Volunteers are trained and work in a variety of positions. To get involved, call our school office.