

Frost Elementary Annual Report – 2021-22

11801 NE 140th St., Kirkland, WA 98034
425-936-2560 | frost.lwsd.org



Principal: Toby Brenner
Associate Principal: Elizabeth McClane
Mascot: Roadrunner
Colors: Red and White

of students, October 2021: 409
of teachers: 44
Teachers with at least a Master's Degree: 63.6%
Student regular attendance rate: 77.2%

District Mission

Each student will graduate prepared to lead a rewarding, responsible life as a contributing member of our community and greater society.

School Mission

At Robert Frost Elementary, our mission is to provide a safe, supportive, and inclusive environment where every student can learn and achieve to their highest potential, develop key life skills, and apply core values of respect, perseverance, and tolerance.

School Funding

District General Fund Budget: \$501.4 million
District Per Pupil Expenditure: \$16,464.65 per pupil
Building Budget for this school: \$95,982

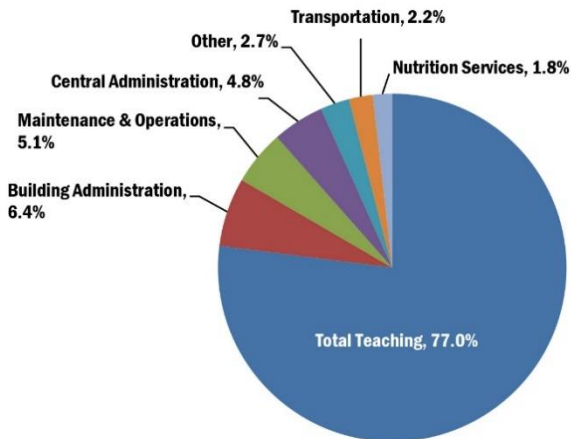
School Description

Robert Frost Elementary School was established in 1969. It is located in the heart of the Kingsgate neighborhood in Kirkland, Washington. We provide an excellent instructional environment for a diverse community of students. We provide students with rich academic challenges. We also provide intensive instructional support through our Multilingual Learner, Safety Net and Special Education programs. Our school houses two Special Education Learning Center Programs. That program serves Lake Washington School District students with developmental and medical needs.

Robert Frost Elementary School has a strong, involved community. Many parents and neighbors volunteer frequently in the classrooms. The PTSA coordinates many ongoing programs in support of student learning. They offer a variety of after school classes and activities.

2021-22 District Expenditures

Where does the money go?



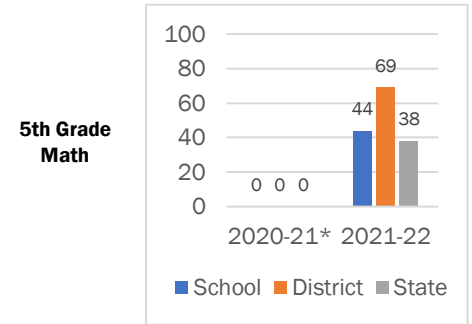
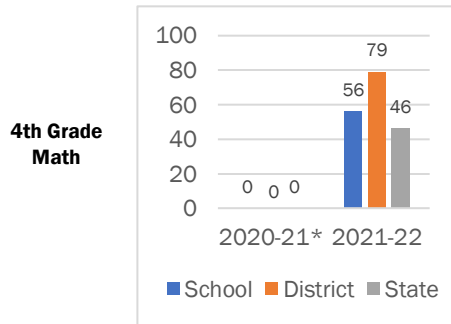
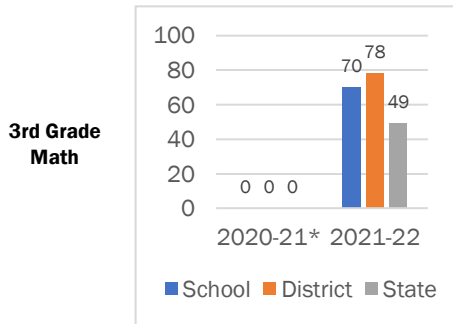
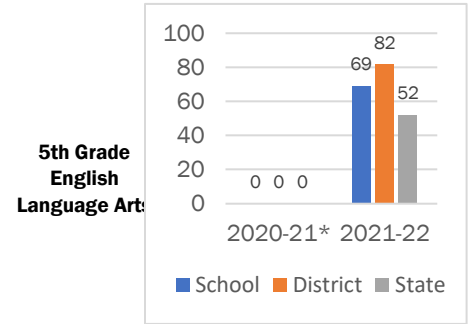
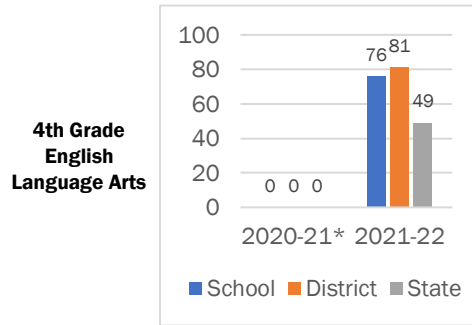
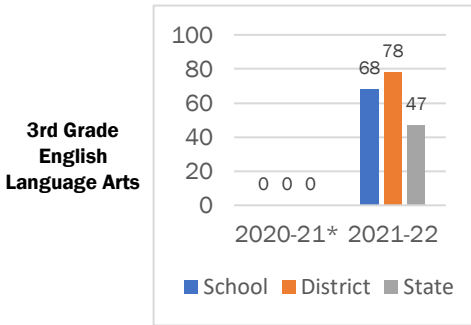
2021-22 School Goals

Each grade level team established priority standards in spring 2020 and revised them in the fall. Teachers analyzed student performance from 2020-21 and shared reflections with current teachers as they developed classroom and grade level goals for current students.

- Grades K-2 Reading: 84% at standard as measured by the end of year DIBELS
- Grades 3-5 English Language Arts: 75% at standard
- Grades 3-5 Math: 74% at standard
- Grade 5 science: 75% at standard
- Achievement gap: ELL and recently exited ELL students will move one level of proficiency, as measured by the grades 4-5 SBA
- School Effectiveness: Staff perception data on characteristic #6 "Frequent Monitoring of Teaching and Learning" will go from 79% agree completely/mostly to 85% agree completely/mostly.
- Attendance: We will implement a communication program to increase daily attendance and decrease tardies chronically absent kindergarten and first grade rates will decline from 11.76% and 10.29% respectively.
- Discipline: Nine Characteristics survey data will show an increase in staff mostly/completely agreeing that discipline problems are handled well (47%).

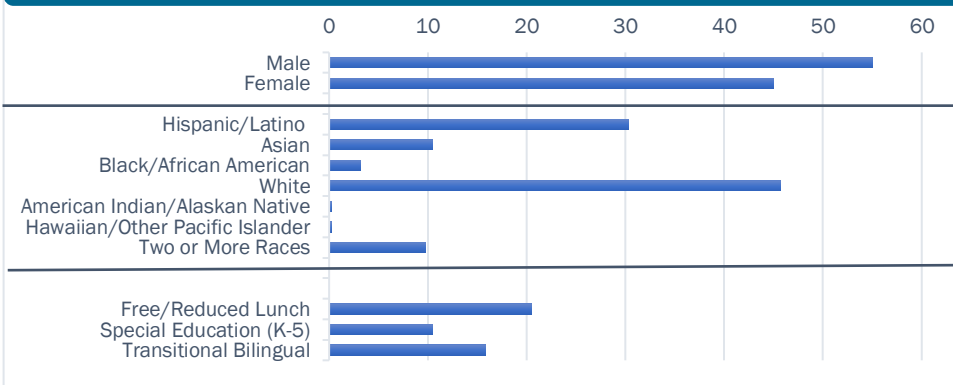
State Assessment Results

Smarter Balanced Assessment (SBA)



*No State Assessments occurred in Spring 2021 due to COVID-19.

Student Demographics



School Building

Our school facilities are available for public use by contacting our school office.

Building Condition Assessment: Fair

The Building Condition Assessment represents an overall permanent building condition assessment. It is conducted by a third party in accordance with the state's Asset Preservation Program.

Invitation to Participate

One of Lake Washington School District's Strategic Plan Goals is Community Engagement. Families and community members are encouraged to participate in our school. Volunteers are trained and work in a variety of positions. To get involved, call our school office.