



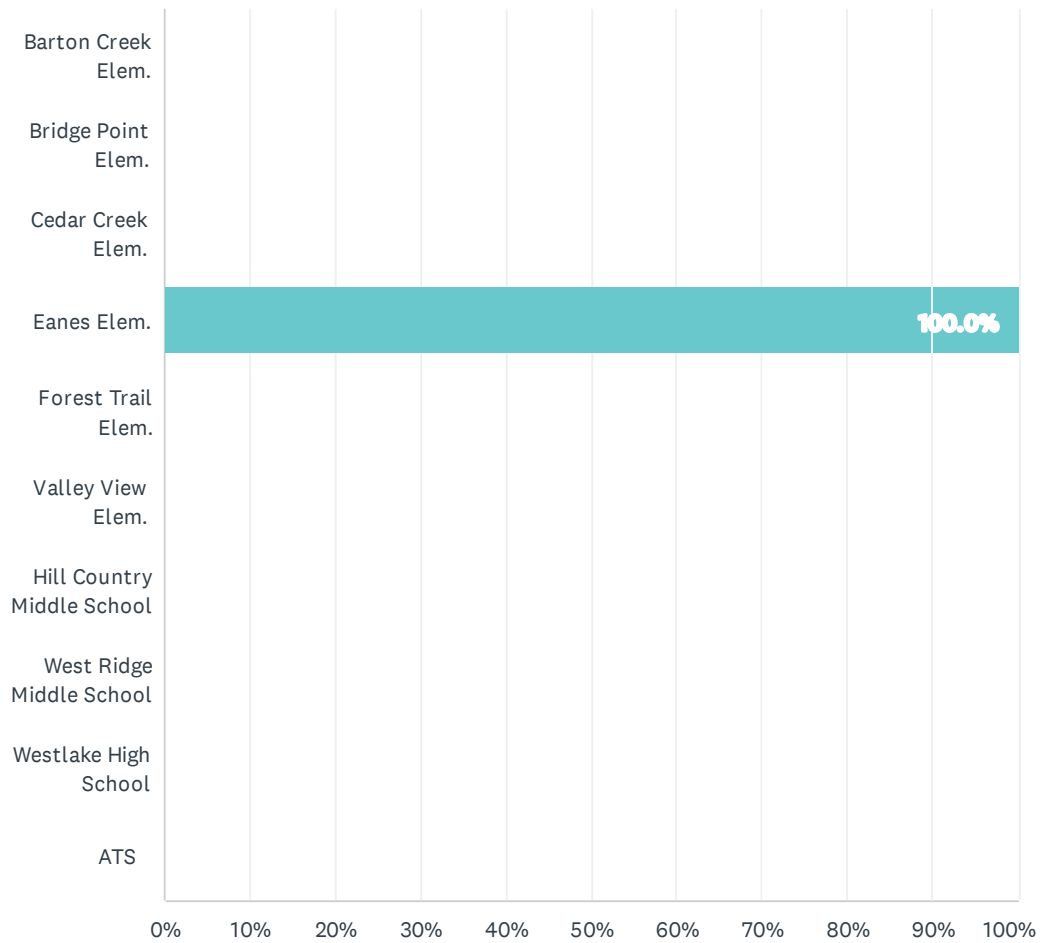
EANES
ELEMENTARY SCHOOL

Parent Climate Survey November 2022

152 Total Responses

Q1 What school does your child attend?

Answered: 152 Skipped: 0

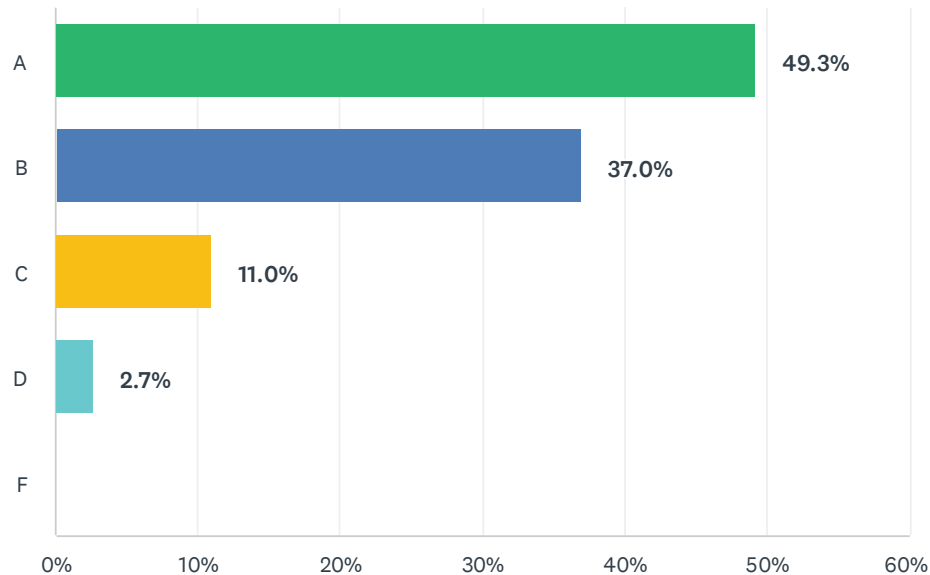


Parent Climate Survey 2022

ANSWER CHOICES	RESPONSES	
Barton Creek Elem.	0.0%	0
Bridge Point Elem.	0.0%	0
Cedar Creek Elem.	0.0%	0
Eanes Elem.	100.0%	152
Forest Trail Elem.	0.0%	0
Valley View Elem.	0.0%	0
Hill Country Middle School	0.0%	0
West Ridge Middle School	0.0%	0
Westlake High School	0.0%	0
ATS	0.0%	0
TOTAL		152

Q2 What grade would you give {{ Q1 }} for how well it is educating your child? Please tell us what rating you would give the quality of your child's school. On this scale, "A" represents outstanding, "C" is average and "F" is failing.

Answered: 146 Skipped: 6



ANSWER CHOICES	RESPONSES	
A	49.3%	72
B	37.0%	54
C	11.0%	16
D	2.7%	4
F	0.0%	0
TOTAL		146

Q3 What are we doing well?

Answered: 44 Skipped: 108

Due to the personal and identifiable information the open-ended survey comments contain, we will not share them publicly. Instead, we are sharing the predetermined responses that provide quantifiable data that allows for easier analysis and comparison.

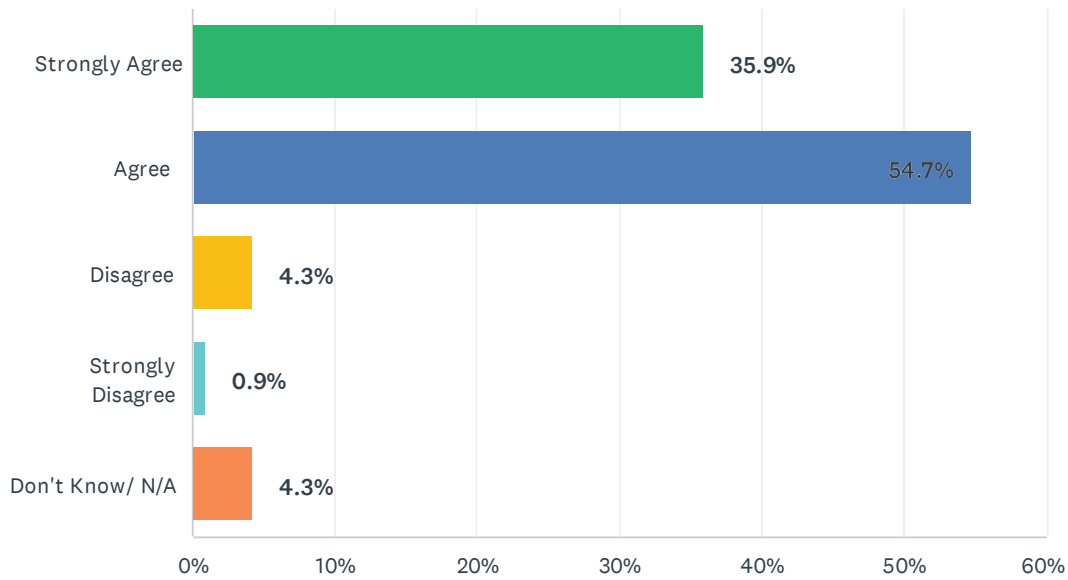
Q4 What we can do to improve?

Answered: 47 Skipped: 105

Due to the personal and identifiable information the open-ended survey comments contain, we will not share them publicly. Instead, we are sharing the predetermined responses that provide quantifiable data that allows for easier analysis and comparison.

Q5 My child is being prepared to do well in the next grade level.

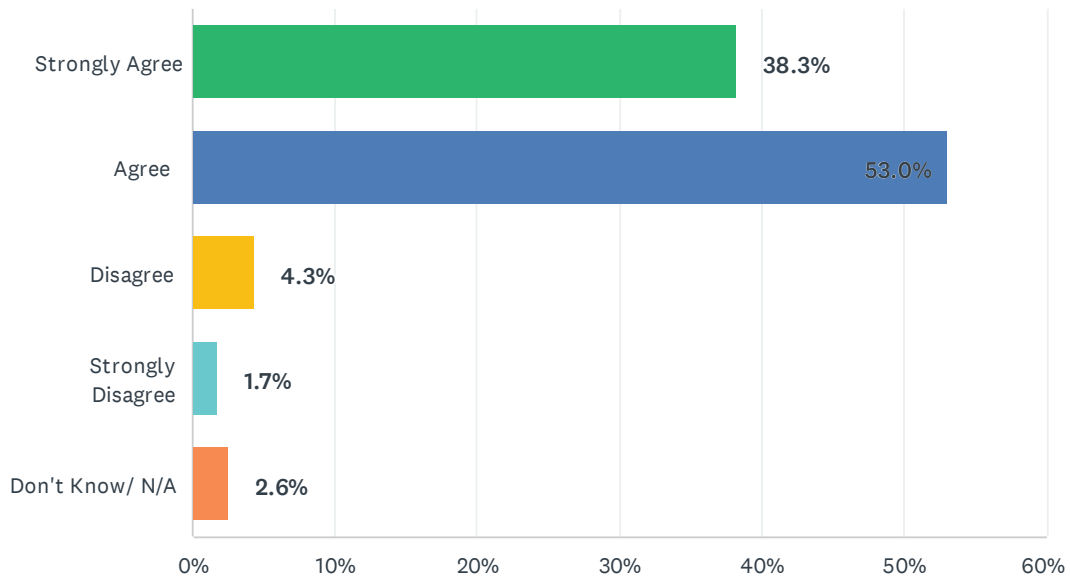
Answered: 117 Skipped: 35



ANSWER CHOICES	RESPONSES	
Strongly Agree	35.9%	42
Agree	54.7%	64
Disagree	4.3%	5
Strongly Disagree	0.9%	1
Don't Know/ N/A	4.3%	5
TOTAL		117

Q6 My child is receiving effective instruction.

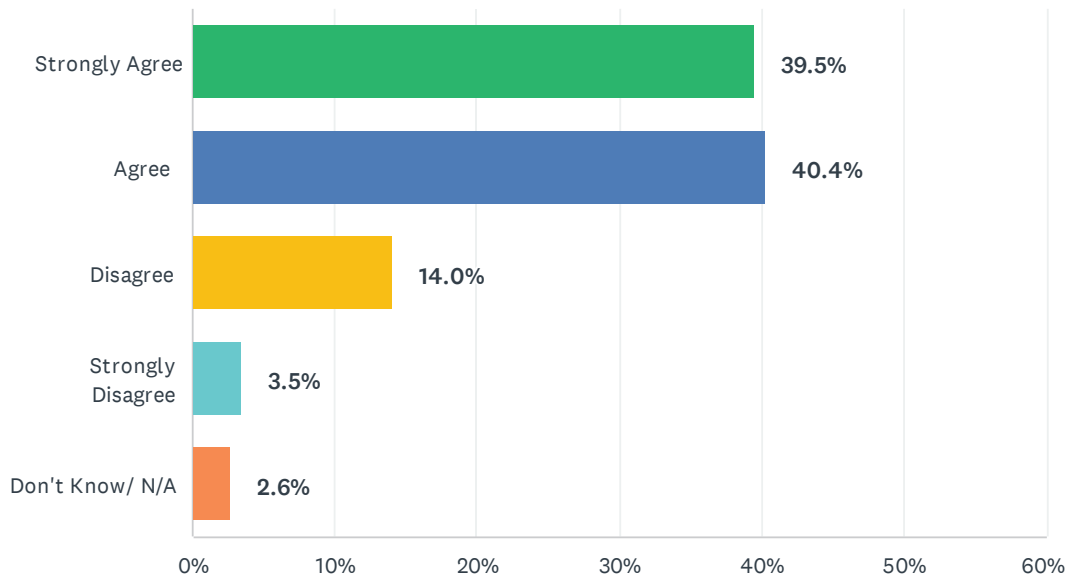
Answered: 115 Skipped: 37



ANSWER CHOICES	RESPONSES	
Strongly Agree	38.3%	44
Agree	53.0%	61
Disagree	4.3%	5
Strongly Disagree	1.7%	2
Don't Know/ N/A	2.6%	3
TOTAL		115

Q7 Teachers set high expectations for my child's learning.

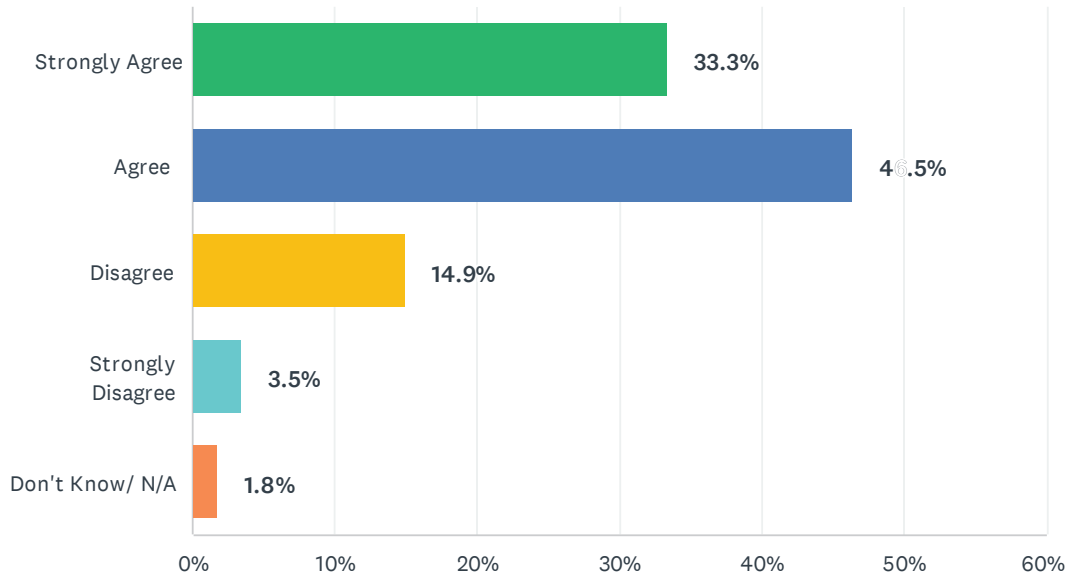
Answered: 114 Skipped: 38



ANSWER CHOICES	RESPONSES	
Strongly Agree	39.5%	45
Agree	40.4%	46
Disagree	14.0%	16
Strongly Disagree	3.5%	4
Don't Know/ N/A	2.6%	3
TOTAL		114

Q8 Teachers give me useful information about how to help my child do well in school.

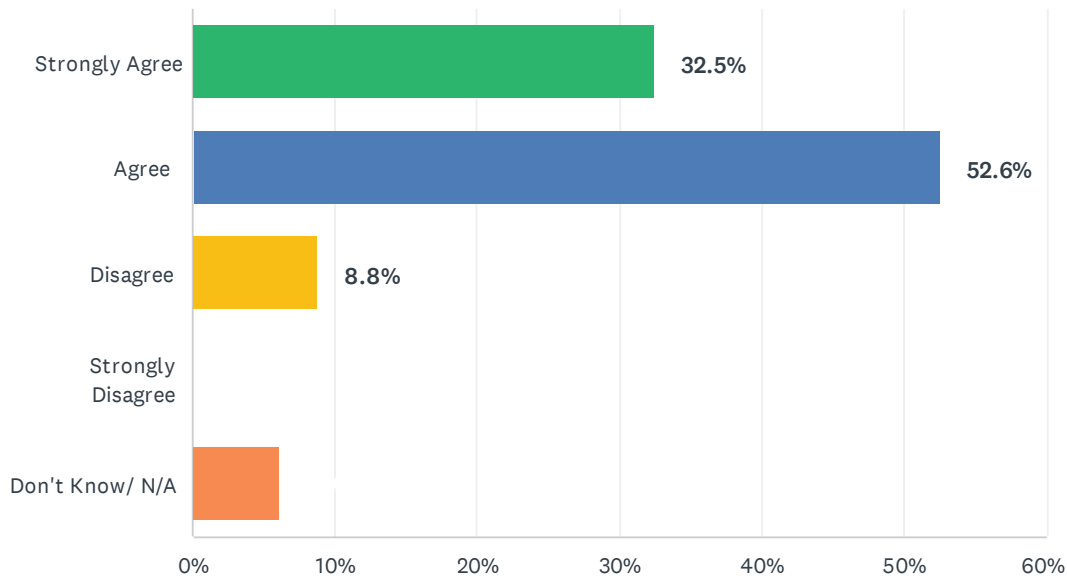
Answered: 114 Skipped: 38



ANSWER CHOICES	RESPONSES	
Strongly Agree	33.3%	38
Agree	46.5%	53
Disagree	14.9%	17
Strongly Disagree	3.5%	4
Don't Know/ N/A	1.8%	2
TOTAL		114

Q9 Classroom activities keep my child engaged in learning.

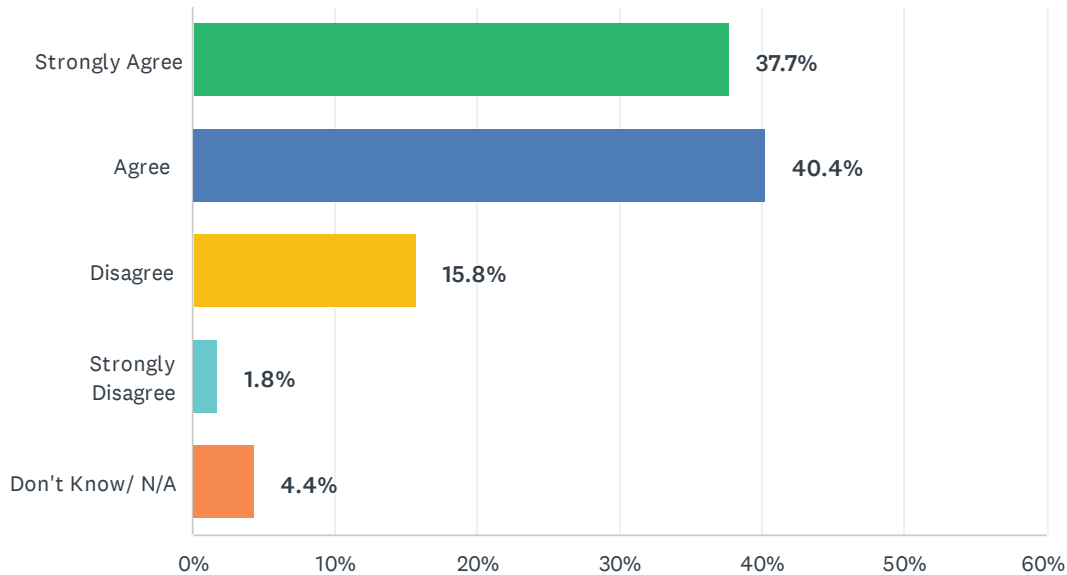
Answered: 114 Skipped: 38



ANSWER CHOICES	RESPONSES	
Strongly Agree	32.5%	37
Agree	52.6%	60
Disagree	8.8%	10
Strongly Disagree	0.0%	0
Don't Know/ N/A	6.1%	7
TOTAL		114

Q10 My child has opportunities to participate in and appreciate a diverse curriculum that is representative of a wide range of experiences.

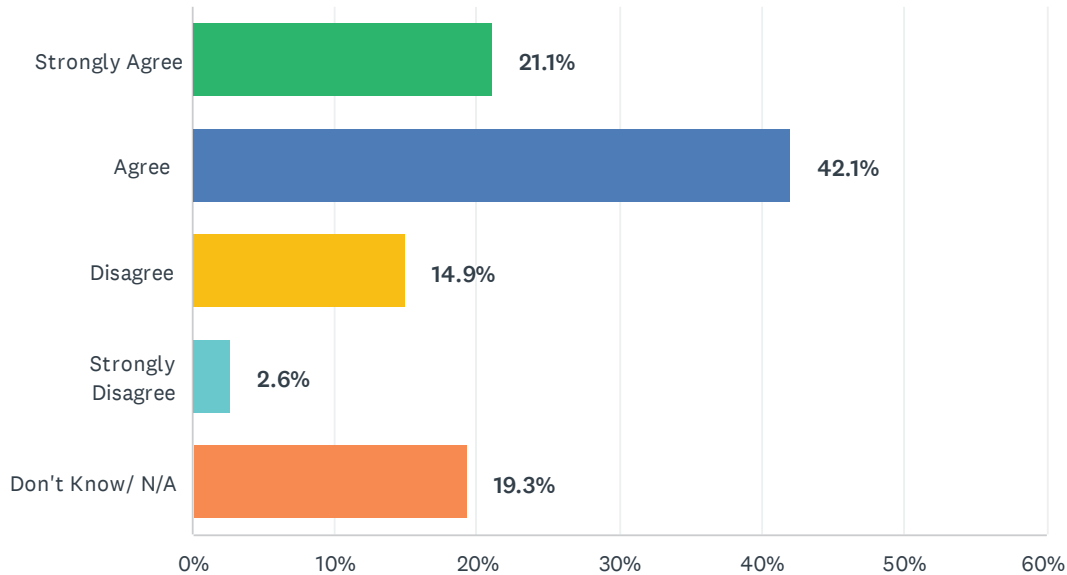
Answered: 114 Skipped: 38



ANSWER CHOICES	RESPONSES	
Strongly Agree	37.7%	43
Agree	40.4%	46
Disagree	15.8%	18
Strongly Disagree	1.8%	2
Don't Know/ N/A	4.4%	5
TOTAL		114

Q11 The feedback teachers provide on tests and quizzes helps my child to learn.

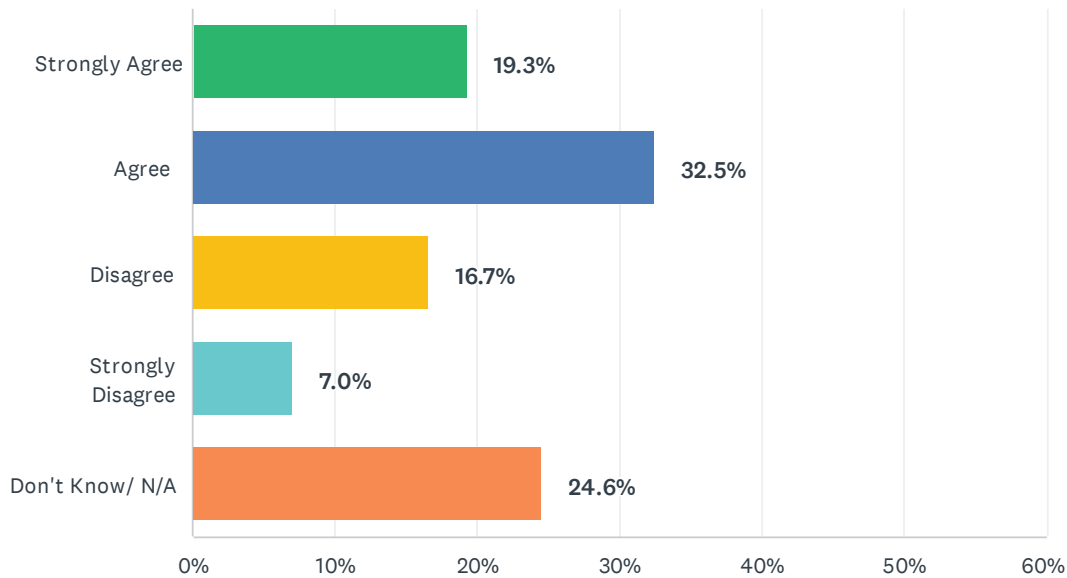
Answered: 114 Skipped: 38



ANSWER CHOICES	RESPONSES	
Strongly Agree	21.1%	24
Agree	42.1%	48
Disagree	14.9%	17
Strongly Disagree	2.6%	3
Don't Know/ N/A	19.3%	22
TOTAL		114

Q12 The feedback teachers provide on homework helps my child to learn.

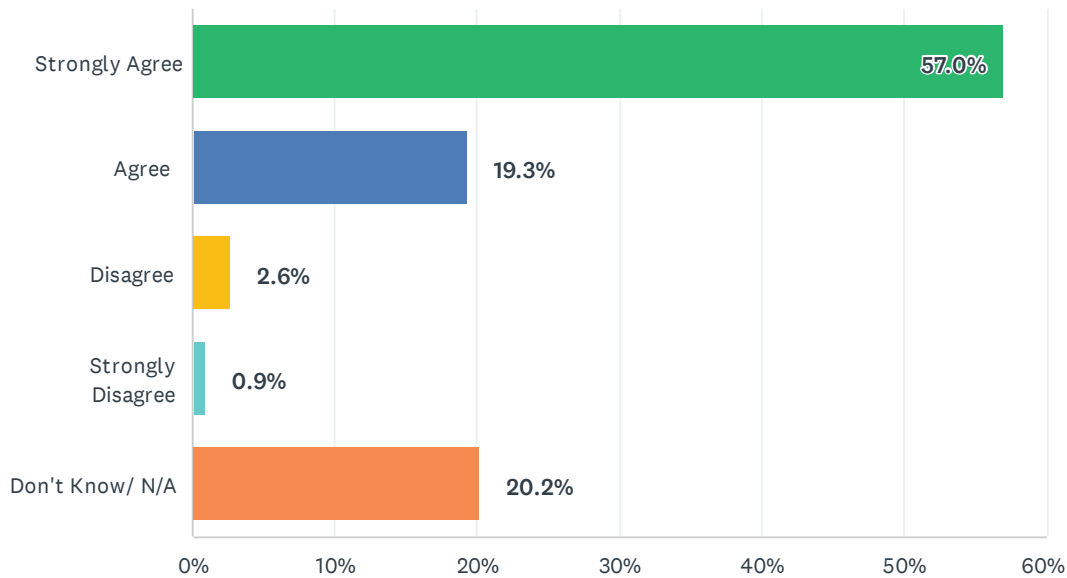
Answered: 114 Skipped: 38



ANSWER CHOICES	RESPONSES	
Strongly Agree	19.3%	22
Agree	32.5%	37
Disagree	16.7%	19
Strongly Disagree	7.0%	8
Don't Know/ N/A	24.6%	28
TOTAL		114

Q13 I make sure my child does his or her homework every night.

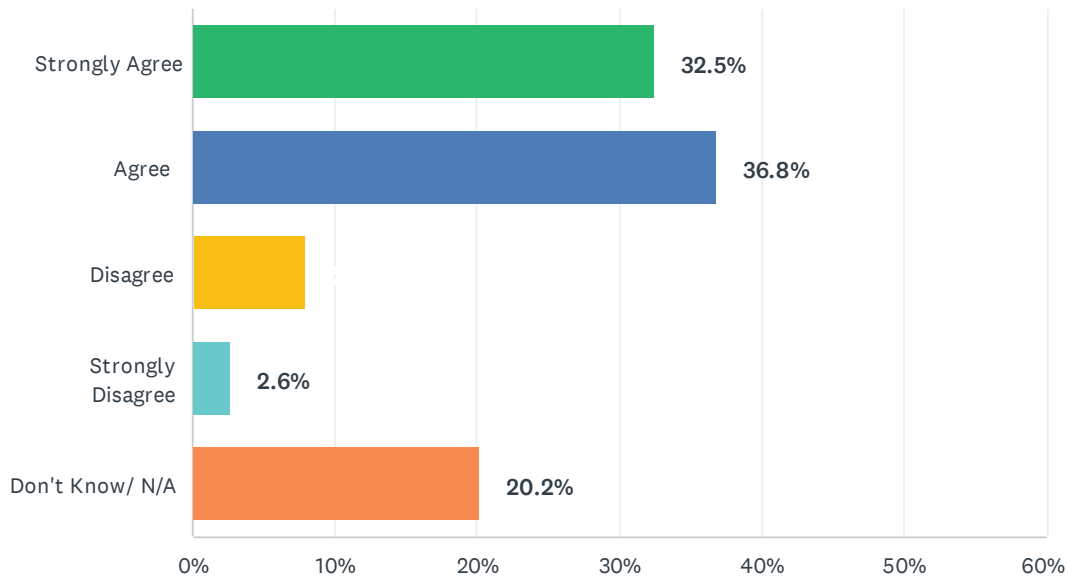
Answered: 114 Skipped: 38



ANSWER CHOICES	RESPONSES	
Strongly Agree	57.0%	65
Agree	19.3%	22
Disagree	2.6%	3
Strongly Disagree	0.9%	1
Don't Know/ N/A	20.2%	23
TOTAL		114

Q14 The amount of homework my child receives is usually appropriate.

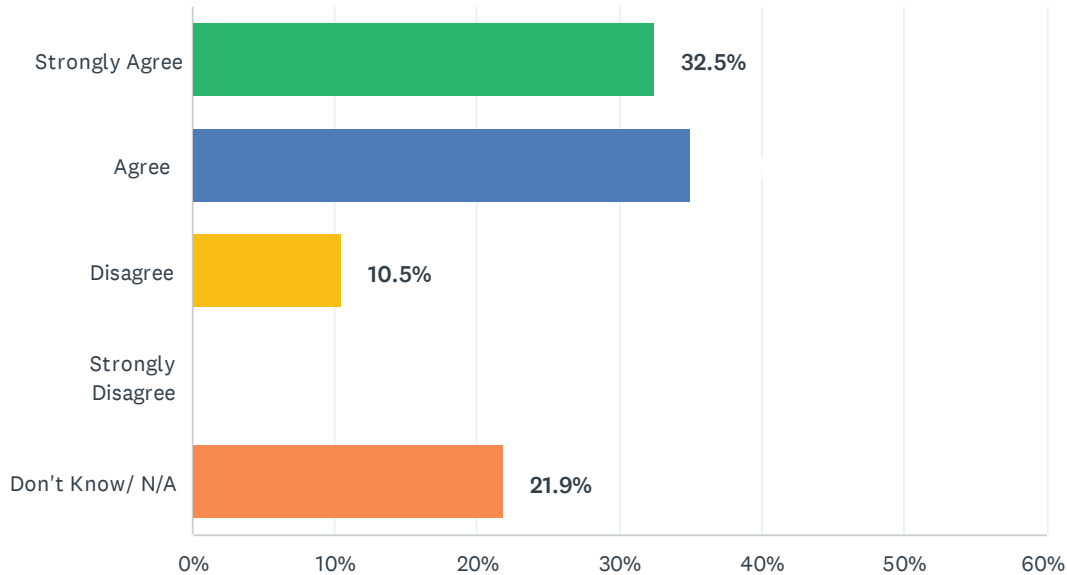
Answered: 114 Skipped: 38



ANSWER CHOICES	RESPONSES	
Strongly Agree	32.5%	37
Agree	36.8%	42
Disagree	7.9%	9
Strongly Disagree	2.6%	3
Don't Know/ N/A	20.2%	23
TOTAL		114

Q15 The homework my child receives usually helps provide appropriate practice and helps reinforce what he/she is learning.

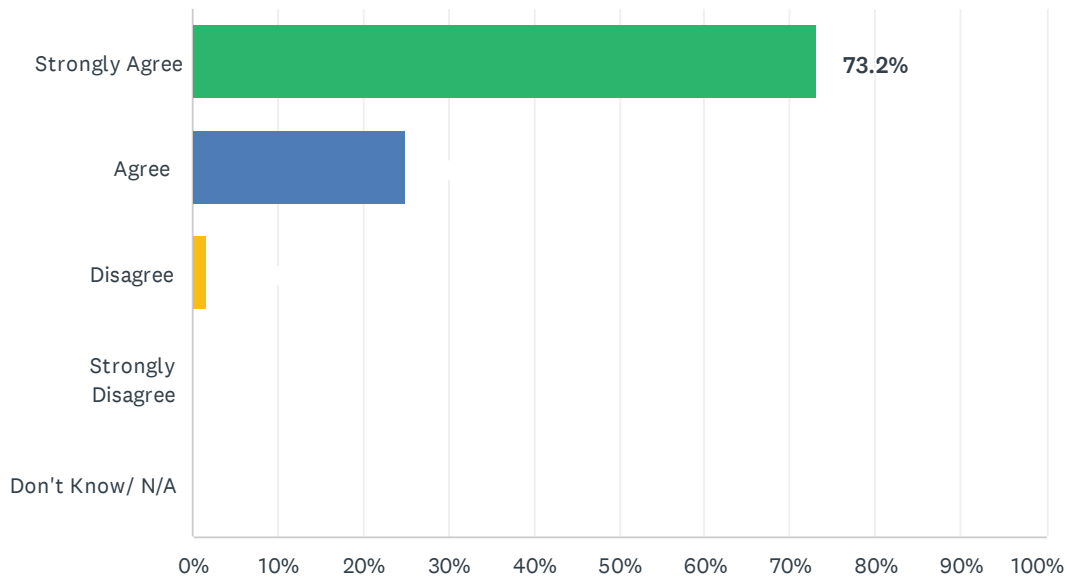
Answered: 114 Skipped: 38



ANSWER CHOICES	RESPONSES	
Strongly Agree	32.5%	37
Agree	35.1%	40
Disagree	10.5%	12
Strongly Disagree	0.0%	0
Don't Know/ N/A	21.9%	25
TOTAL		114

Q16 My child likes his/her school.

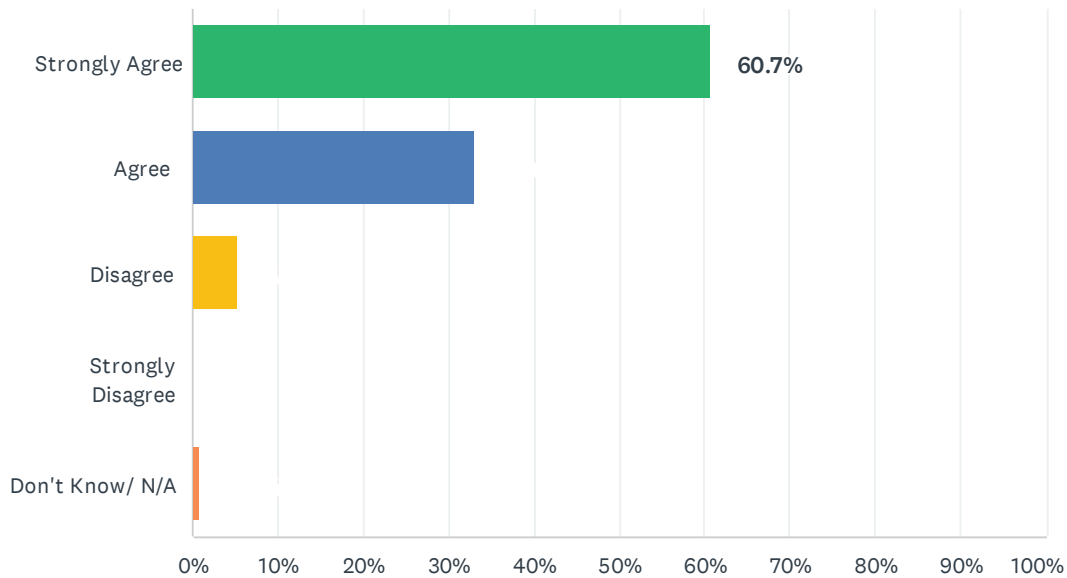
Answered: 112 Skipped: 40



ANSWER CHOICES	RESPONSES	
Strongly Agree	73.2%	82
Agree	25.0%	28
Disagree	1.8%	2
Strongly Disagree	0.0%	0
Don't Know/ N/A	0.0%	0
TOTAL		112

Q17 My child's teachers know him/her as an individual.

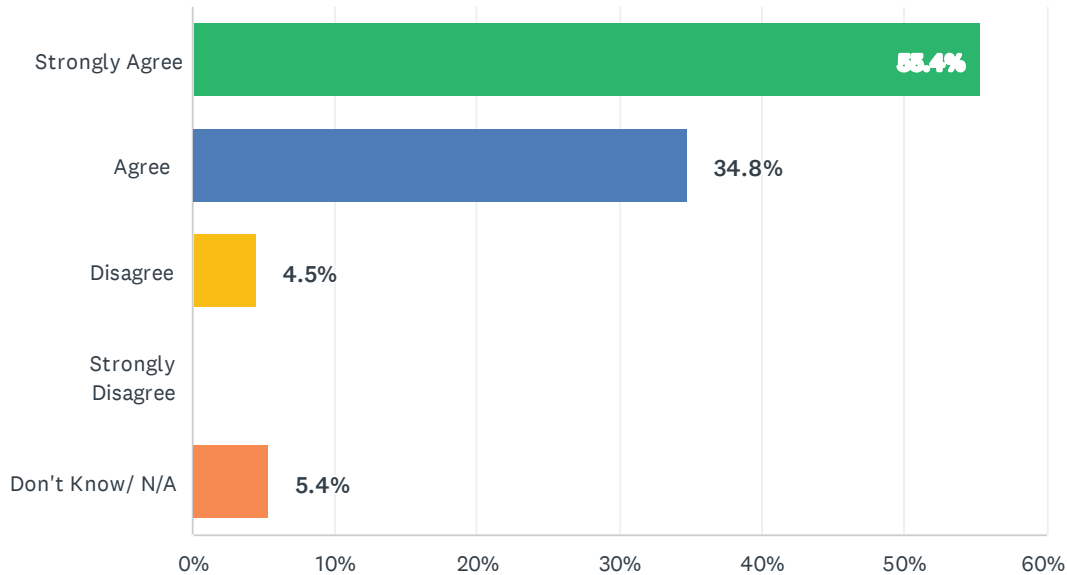
Answered: 112 Skipped: 40



ANSWER CHOICES	RESPONSES	
Strongly Agree	60.7%	68
Agree	33.0%	37
Disagree	5.4%	6
Strongly Disagree	0.0%	0
Don't Know/ N/A	0.9%	1
TOTAL		112

Q18 My child takes an interest in the activities (student clubs, sports, field trips, etc.) offered at this school.

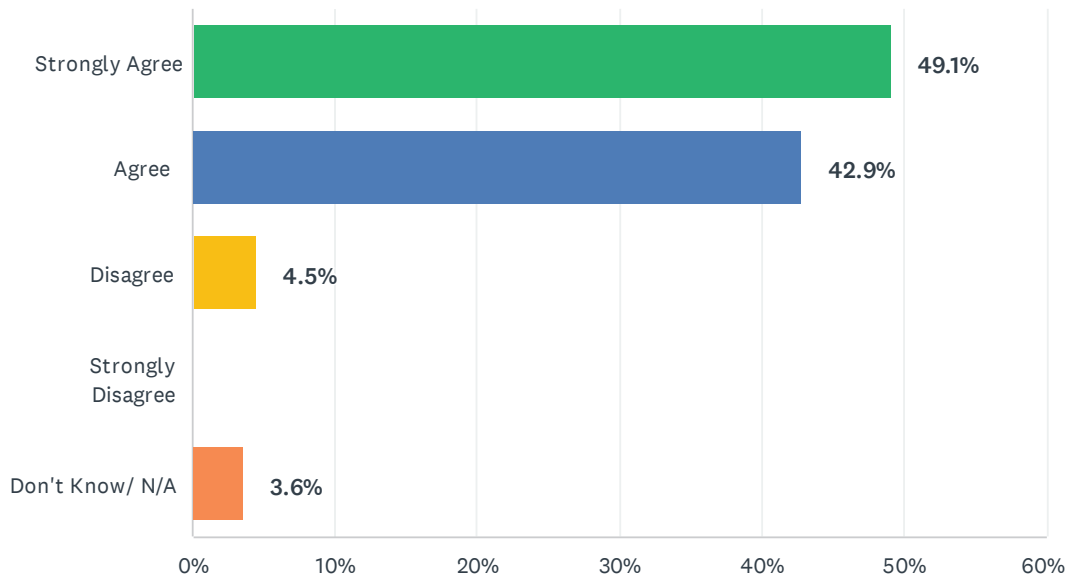
Answered: 112 Skipped: 40



ANSWER CHOICES	RESPONSES	
Strongly Agree	55.4%	62
Agree	34.8%	39
Disagree	4.5%	5
Strongly Disagree	0.0%	0
Don't Know/ N/A	5.4%	6
TOTAL		112

Q19 My child is recognized for his/her efforts.

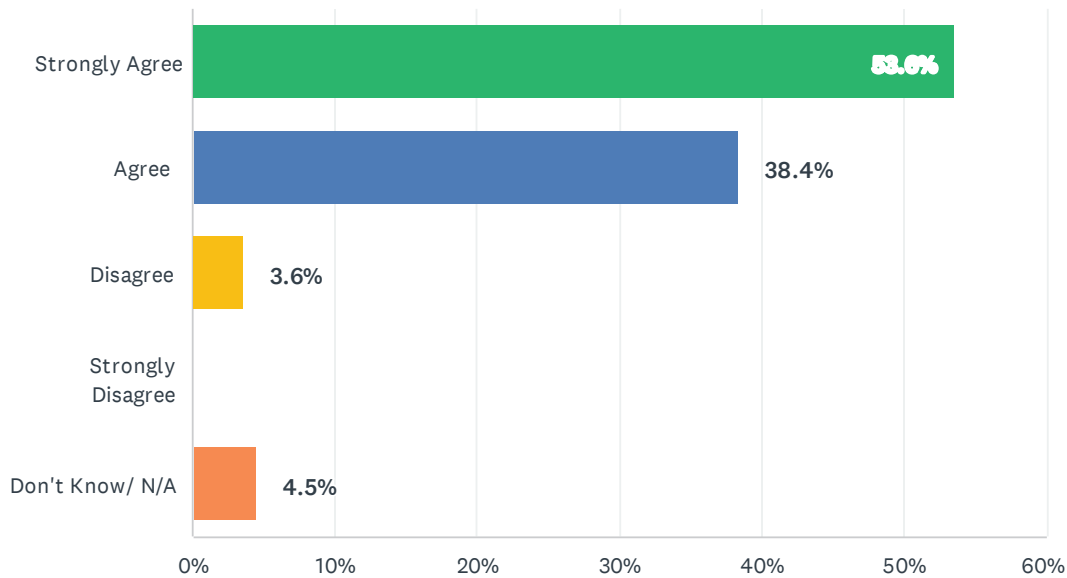
Answered: 112 Skipped: 40



ANSWER CHOICES	RESPONSES	
Strongly Agree	49.1%	55
Agree	42.9%	48
Disagree	4.5%	5
Strongly Disagree	0.0%	0
Don't Know/ N/A	3.6%	4
TOTAL		112

Q20 My child is provided opportunities to collaborate with other students.

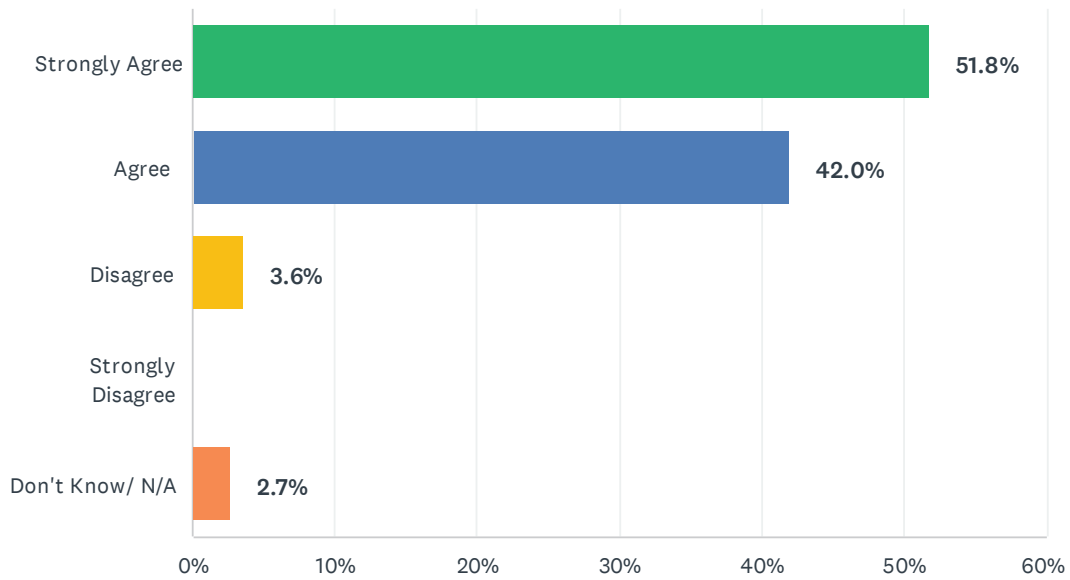
Answered: 112 Skipped: 40



ANSWER CHOICES	RESPONSES	
Strongly Agree	53.6%	60
Agree	38.4%	43
Disagree	3.6%	4
Strongly Disagree	0.0%	0
Don't Know/ N/A	4.5%	5
TOTAL		112

Q21 My child is encouraged to do his/her best.

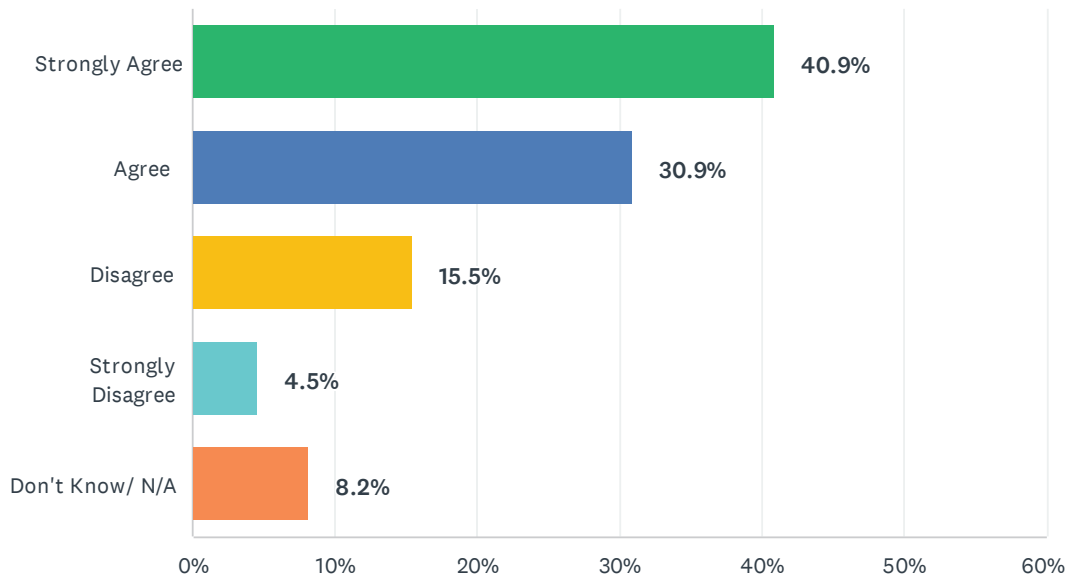
Answered: 112 Skipped: 40



ANSWER CHOICES	RESPONSES	
Strongly Agree	51.8%	58
Agree	42.0%	47
Disagree	3.6%	4
Strongly Disagree	0.0%	0
Don't Know/ N/A	2.7%	3
TOTAL		112

Q22 My child is provided individual attention when needed.

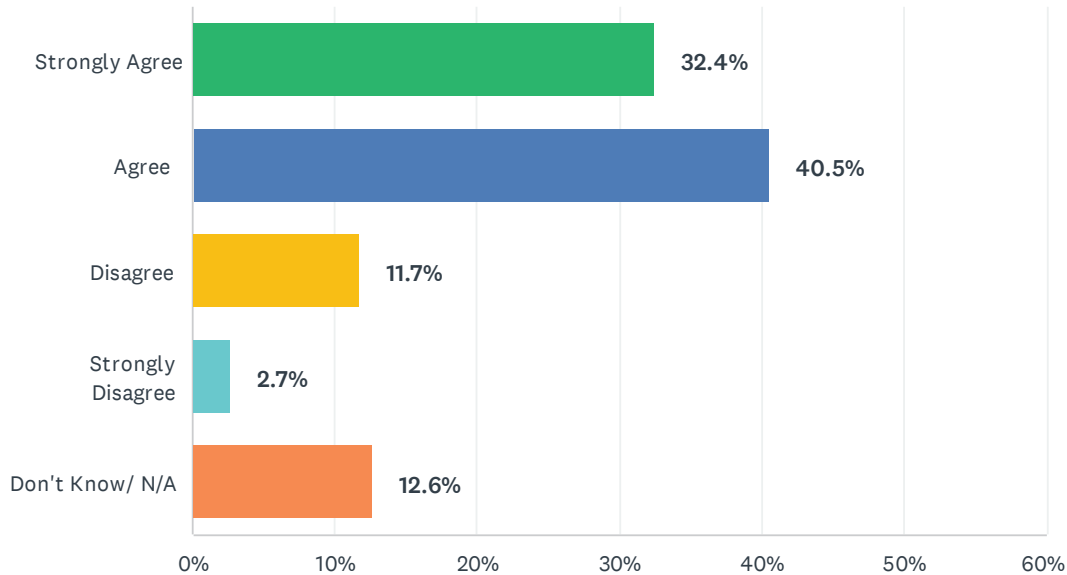
Answered: 110 Skipped: 42



ANSWER CHOICES	RESPONSES	
Strongly Agree	40.9%	45
Agree	30.9%	34
Disagree	15.5%	17
Strongly Disagree	4.5%	5
Don't Know/ N/A	8.2%	9
TOTAL		110

Q23 My child's teachers contact me when my child needs additional support.

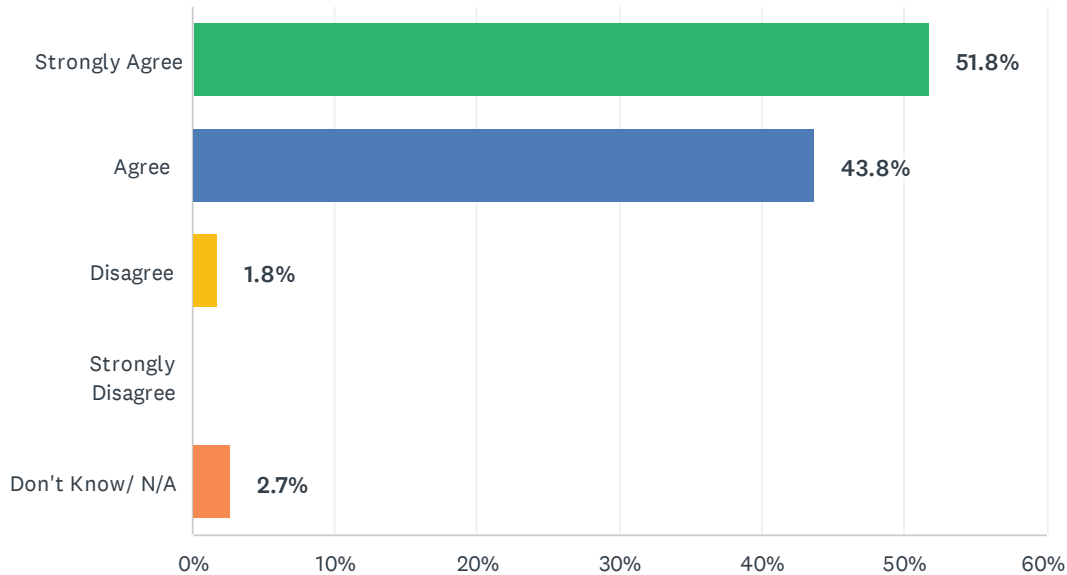
Answered: 111 Skipped: 41



ANSWER CHOICES	RESPONSES	
Strongly Agree	32.4%	36
Agree	40.5%	45
Disagree	11.7%	13
Strongly Disagree	2.7%	3
Don't Know/ N/A	12.6%	14
TOTAL		111

Q24 My child is treated fairly regardless of his/her background or differences.

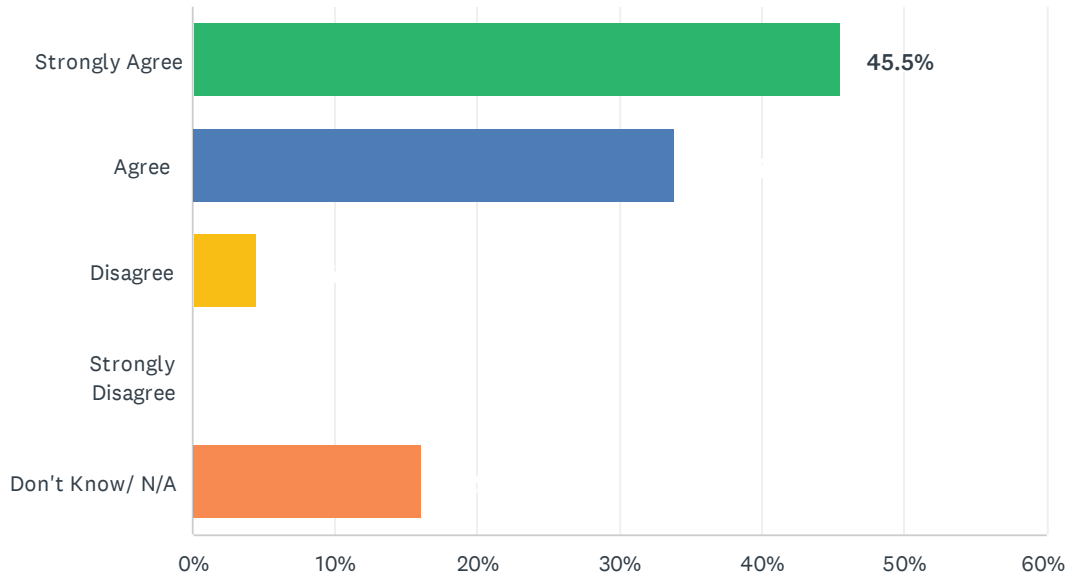
Answered: 112 Skipped: 40



ANSWER CHOICES	RESPONSES	
Strongly Agree	51.8%	58
Agree	43.8%	49
Disagree	1.8%	2
Strongly Disagree	0.0%	0
Don't Know/ N/A	2.7%	3
TOTAL		112

Q25 Students at my child's school are treated fairly regardless of their backgrounds and differences.

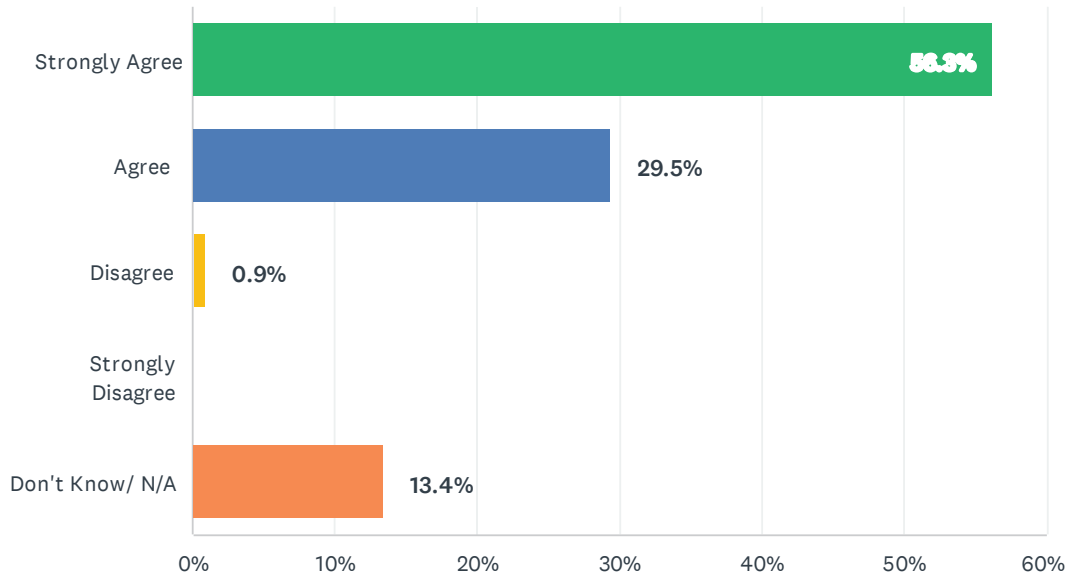
Answered: 112 Skipped: 40



ANSWER CHOICES	RESPONSES	
Strongly Agree	45.5%	51
Agree	33.9%	38
Disagree	4.5%	5
Strongly Disagree	0.0%	0
Don't Know/ N/A	16.1%	18
TOTAL		112

Q26 There is a teacher, counselor or other staff member at school to whom my child can go for help with a school problem.

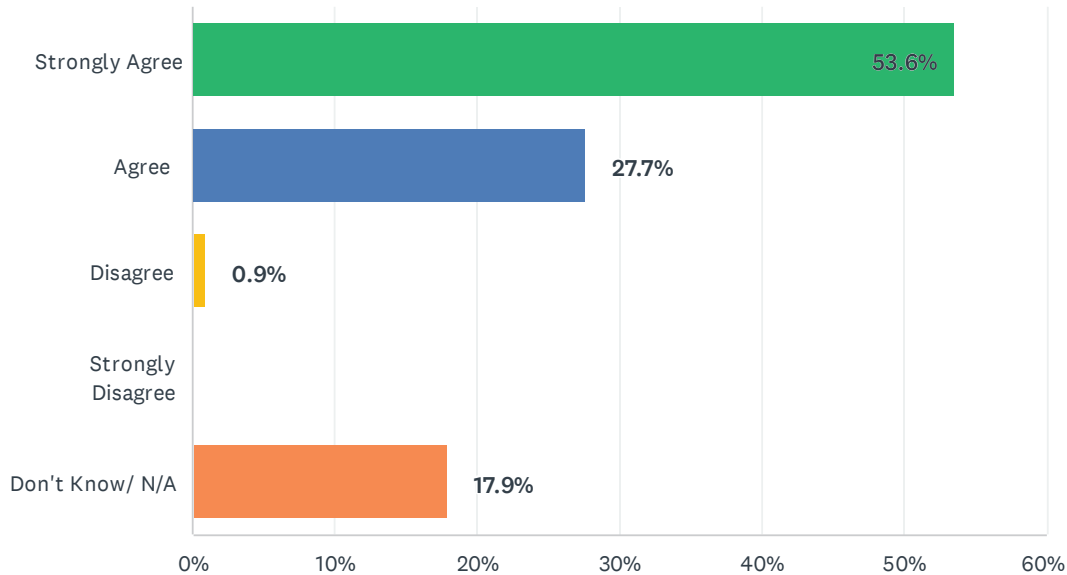
Answered: 112 Skipped: 40



ANSWER CHOICES	RESPONSES	
Strongly Agree	56.3%	63
Agree	29.5%	33
Disagree	0.9%	1
Strongly Disagree	0.0%	0
Don't Know/ N/A	13.4%	15
TOTAL		112

Q27 There is a teacher, counselor or other staff member at school to whom my child can go to for help with a personal problem.

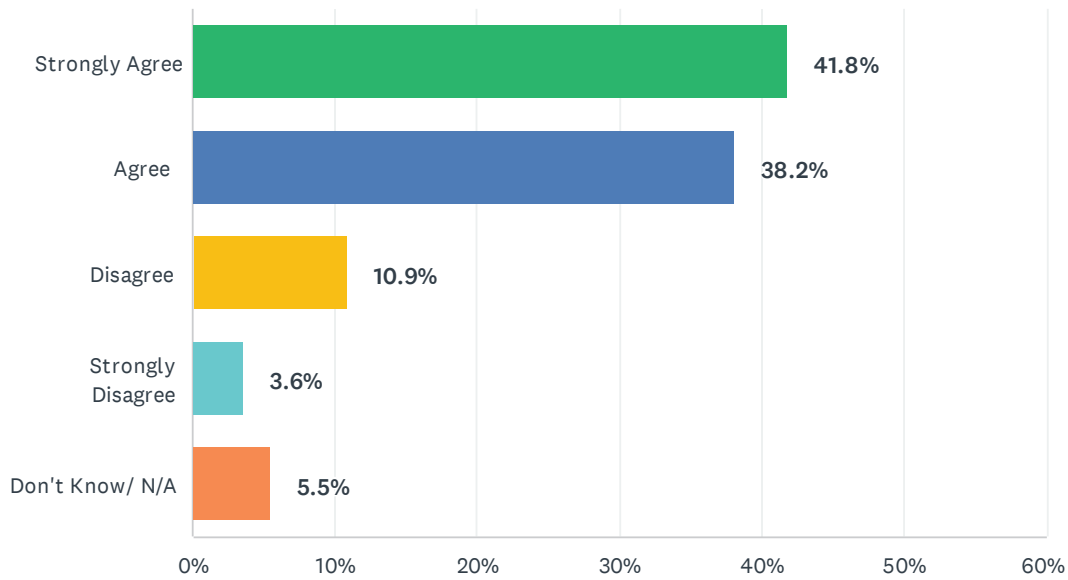
Answered: 112 Skipped: 40



ANSWER CHOICES	RESPONSES	
Strongly Agree	53.6%	60
Agree	27.7%	31
Disagree	0.9%	1
Strongly Disagree	0.0%	0
Don't Know/ N/A	17.9%	20
TOTAL		112

Q28 The campus leadership is effective.

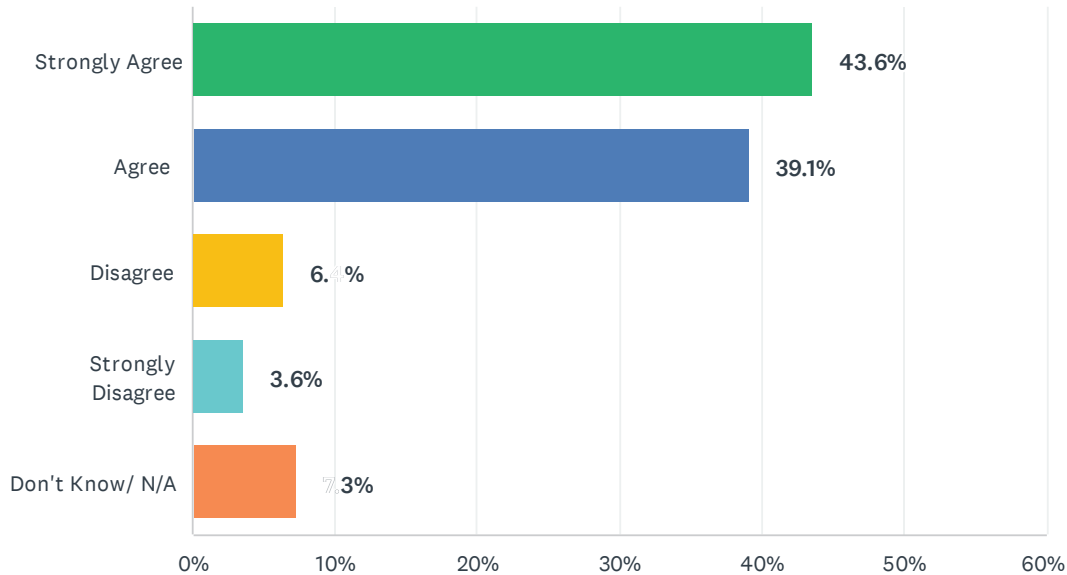
Answered: 110 Skipped: 42



ANSWER CHOICES	RESPONSES	
Strongly Agree	41.8%	46
Agree	38.2%	42
Disagree	10.9%	12
Strongly Disagree	3.6%	4
Don't Know/ N/A	5.5%	6
TOTAL		110

Q29 The campus leadership makes decisions that are in the best interest of the students.

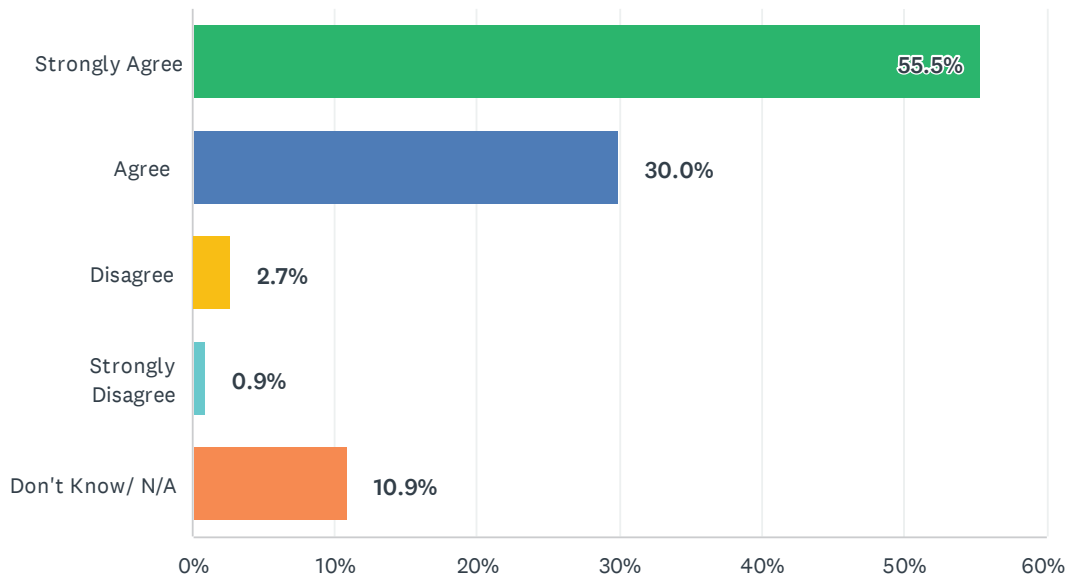
Answered: 110 Skipped: 42



ANSWER CHOICES	RESPONSES	
Strongly Agree	43.6%	48
Agree	39.1%	43
Disagree	6.4%	7
Strongly Disagree	3.6%	4
Don't Know/ N/A	7.3%	8
TOTAL		110

Q30 My child has had positive interactions with his/her campus' leadership.

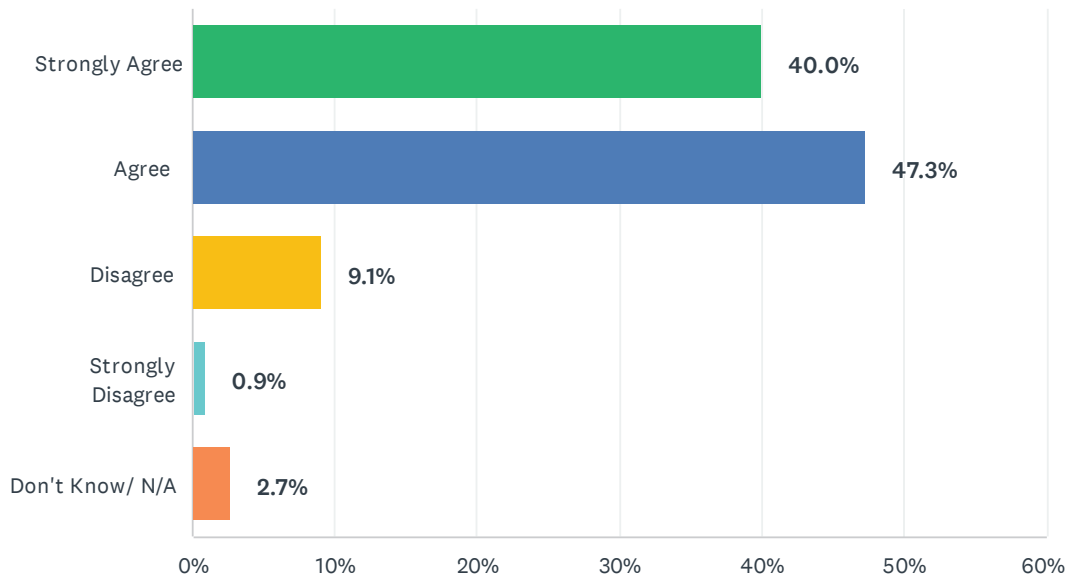
Answered: 110 Skipped: 42



ANSWER CHOICES	RESPONSES	
Strongly Agree	55.5%	61
Agree	30.0%	33
Disagree	2.7%	3
Strongly Disagree	0.9%	1
Don't Know/ N/A	10.9%	12
TOTAL		110

Q31 The communication from campus leadership is beneficial.

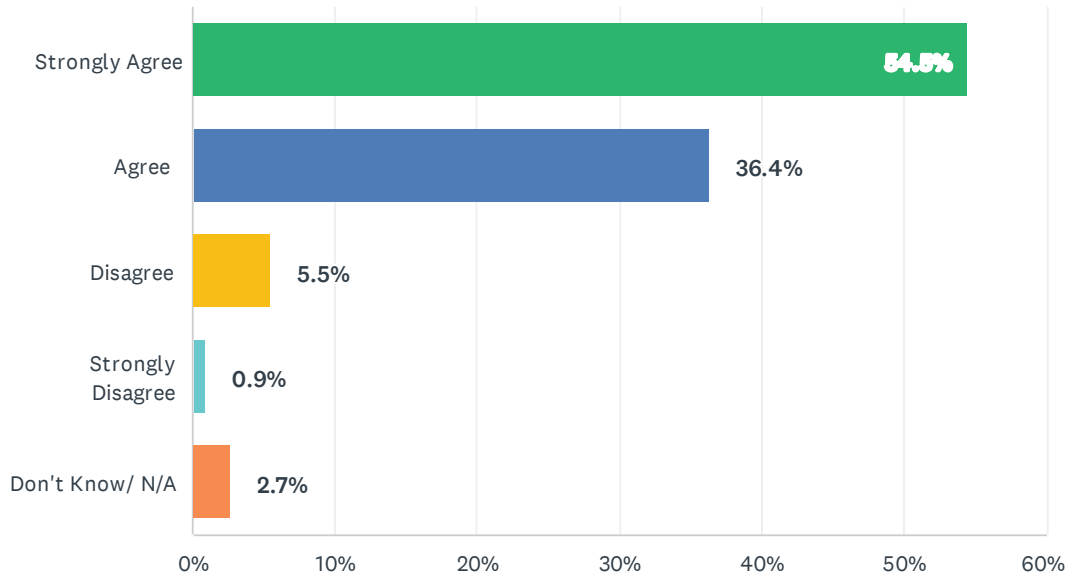
Answered: 110 Skipped: 42



ANSWER CHOICES	RESPONSES	
Strongly Agree	40.0%	44
Agree	47.3%	52
Disagree	9.1%	10
Strongly Disagree	0.9%	1
Don't Know/ N/A	2.7%	3
TOTAL		110

Q32 The campus leadership actively encourages parental involvement in my child's school.

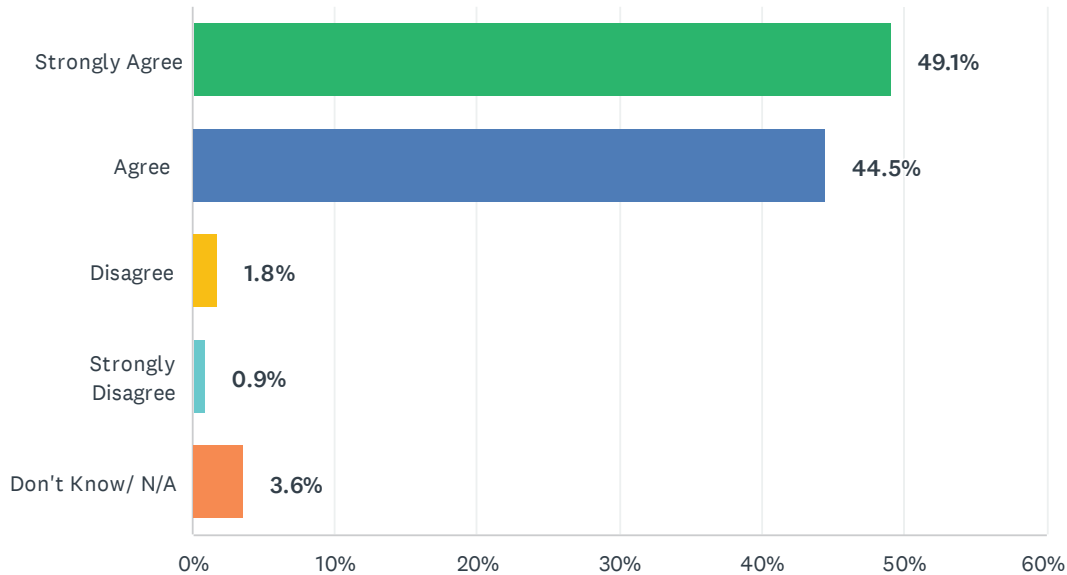
Answered: 110 Skipped: 42



ANSWER CHOICES	RESPONSES	
Strongly Agree	54.5%	60
Agree	36.4%	40
Disagree	5.5%	6
Strongly Disagree	0.9%	1
Don't Know/ N/A	2.7%	3
TOTAL		110

Q33 The campus leadership promotes a positive school environment for student learning.

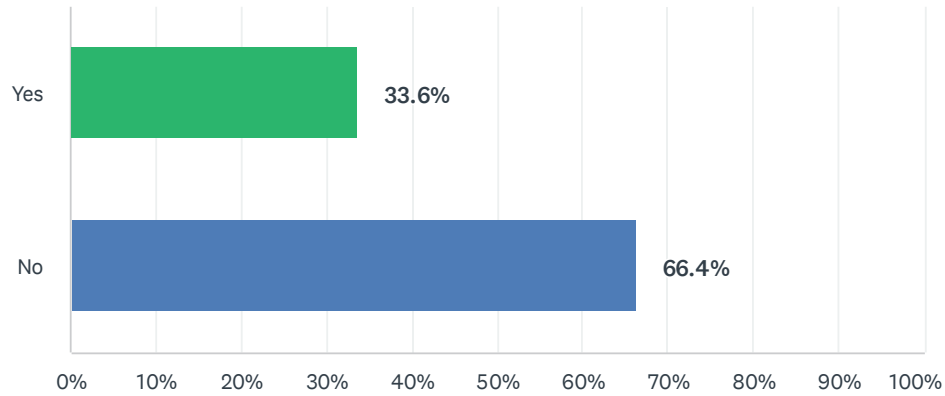
Answered: 110 Skipped: 42



ANSWER CHOICES	RESPONSES	
Strongly Agree	49.1%	54
Agree	44.5%	49
Disagree	1.8%	2
Strongly Disagree	0.9%	1
Don't Know/ N/A	3.6%	4
TOTAL		110

Q34 Have you had an issue to discuss with the principal or assistant principal this year?

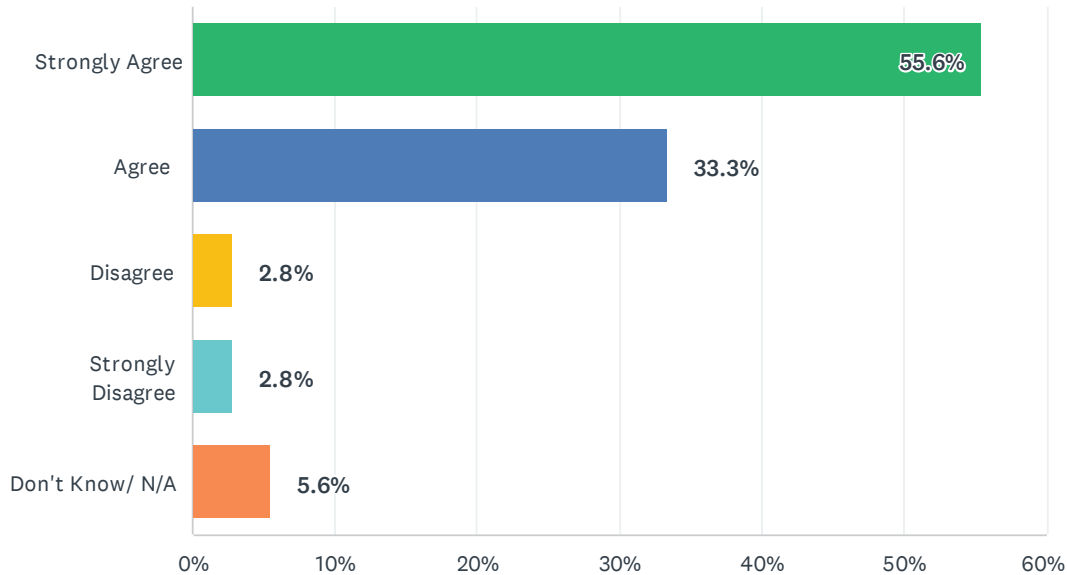
Answered: 110 Skipped: 42



ANSWER CHOICES	RESPONSES	
Yes	33.6%	37
No	66.4%	73
TOTAL		110

Q35 When I have had an issue to discuss with the principal or assistant principal he or she was available to talk to me.

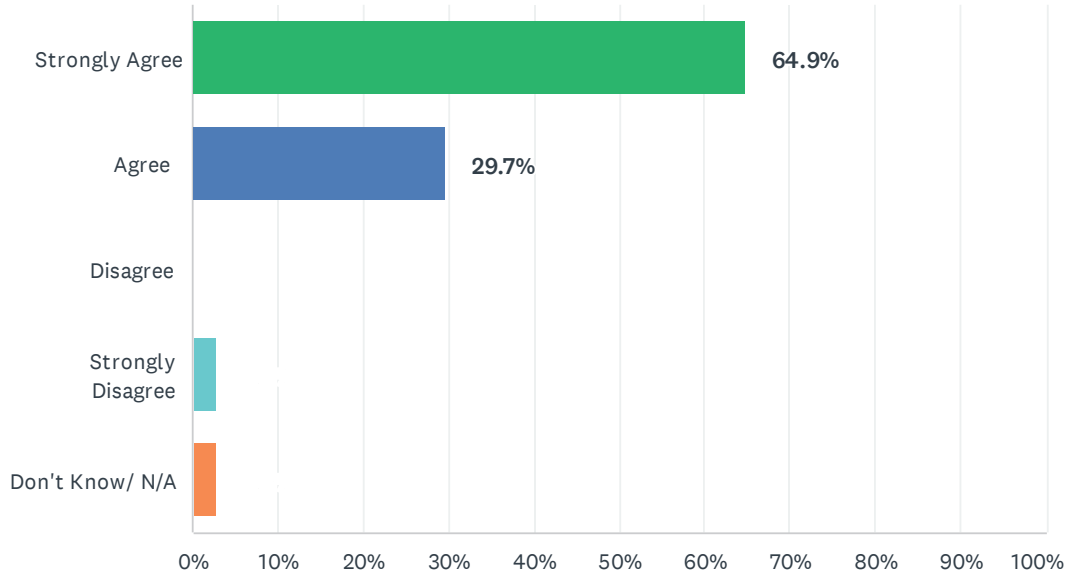
Answered: 36 Skipped: 116



ANSWER CHOICES	RESPONSES	
Strongly Agree	55.6%	20
Agree	33.3%	12
Disagree	2.8%	1
Strongly Disagree	2.8%	1
Don't Know/ N/A	5.6%	2
TOTAL		36

Q36 When I have had an issue to discuss with the principal or assistant principal he or she was courteous and listened to my concerns.

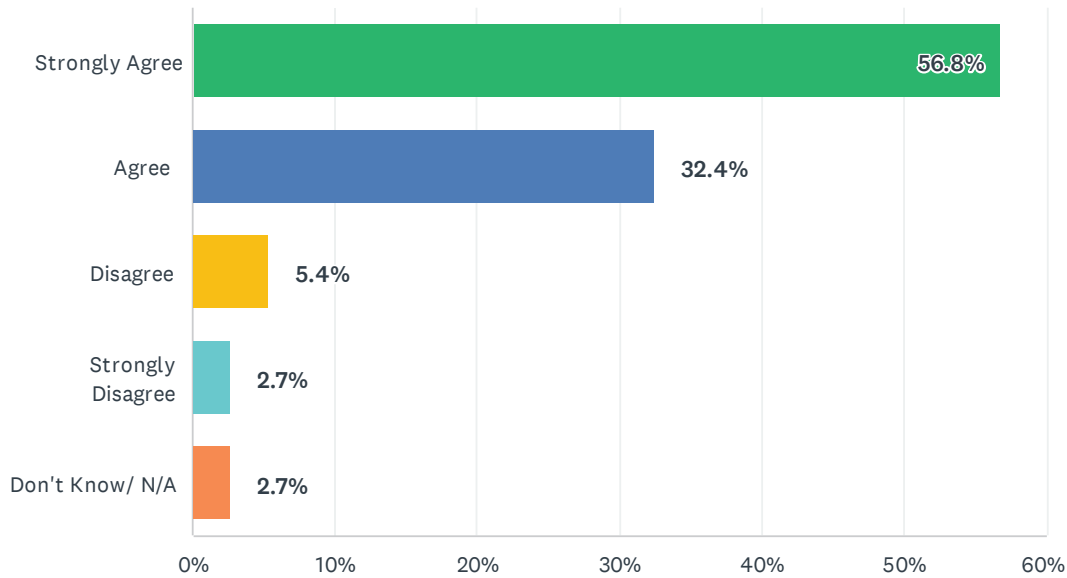
Answered: 37 Skipped: 115



ANSWER CHOICES	RESPONSES	
Strongly Agree	64.9%	24
Agree	29.7%	11
Disagree	0.0%	0
Strongly Disagree	2.7%	1
Don't Know/ N/A	2.7%	1
TOTAL		37

Q37 When I have had an issue to discuss with the principal or assistant principal he or she responded to my concerns in a professional manner, whether or not he or she agreed with me.

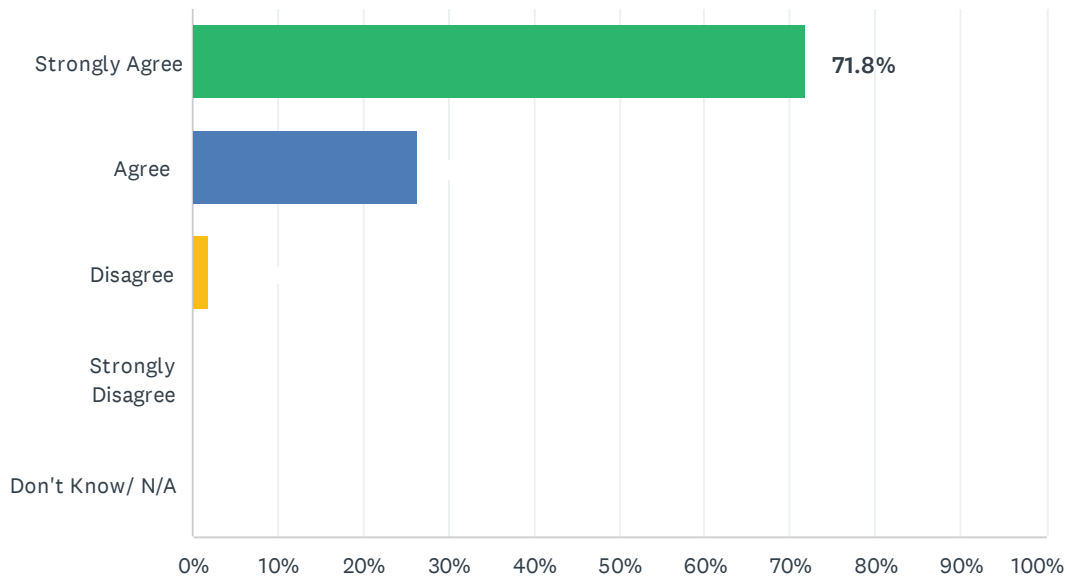
Answered: 37 Skipped: 115



ANSWER CHOICES	RESPONSES	
Strongly Agree	56.8%	21
Agree	32.4%	12
Disagree	5.4%	2
Strongly Disagree	2.7%	1
Don't Know/ N/A	2.7%	1
TOTAL		37

Q38 I feel welcome in my child's school.

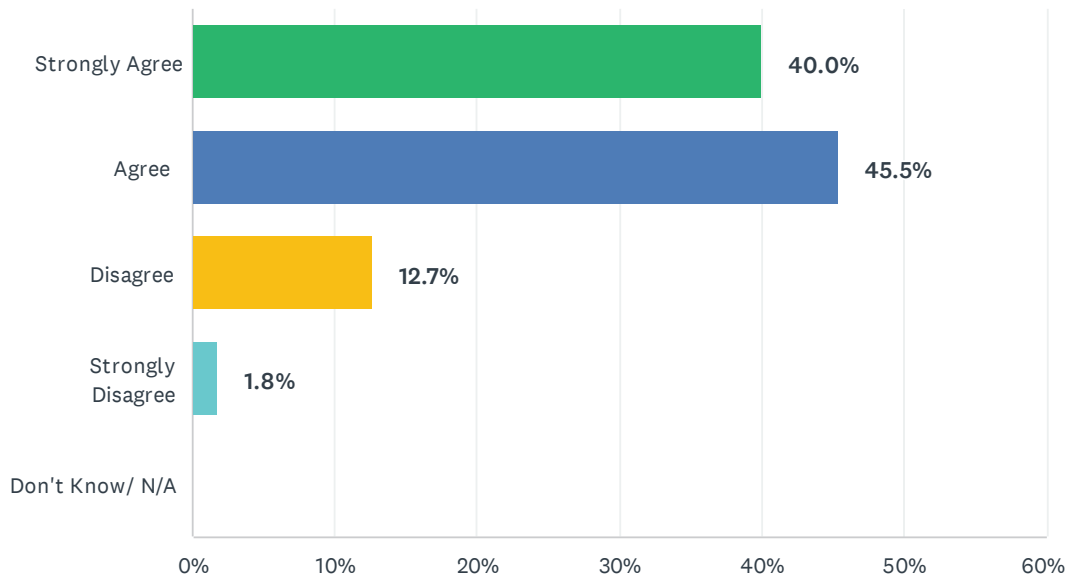
Answered: 110 Skipped: 42



ANSWER CHOICES	RESPONSES	
Strongly Agree	71.8%	79
Agree	26.4%	29
Disagree	1.8%	2
Strongly Disagree	0.0%	0
Don't Know/ N/A	0.0%	0
TOTAL		110

Q39 I am kept informed about what my child is learning in school.

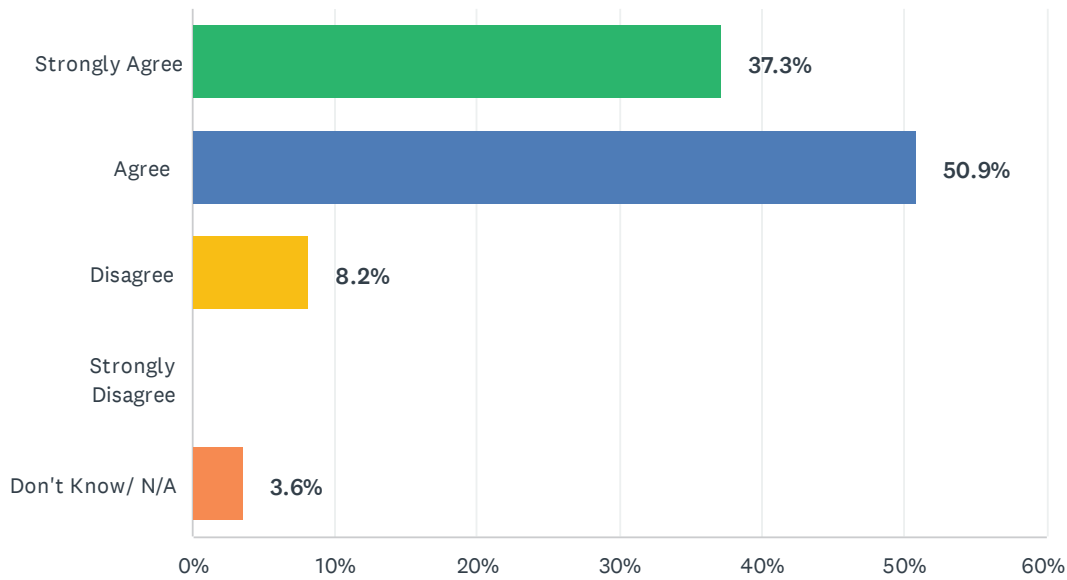
Answered: 110 Skipped: 42



ANSWER CHOICES	RESPONSES	
Strongly Agree	40.0%	44
Agree	45.5%	50
Disagree	12.7%	14
Strongly Disagree	1.8%	2
Don't Know/ N/A	0.0%	0
TOTAL		110

Q40 I am kept informed about my child's grades.

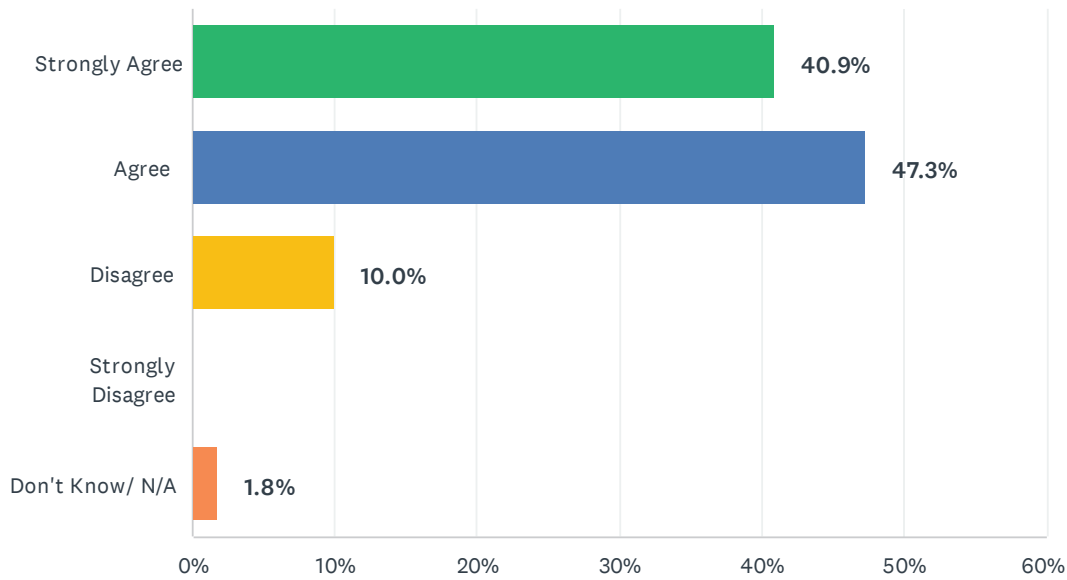
Answered: 110 Skipped: 42



ANSWER CHOICES	RESPONSES	
Strongly Agree	37.3%	41
Agree	50.9%	56
Disagree	8.2%	9
Strongly Disagree	0.0%	0
Don't Know/ N/A	3.6%	4
TOTAL		110

Q41 I am kept informed about my child's behavior.

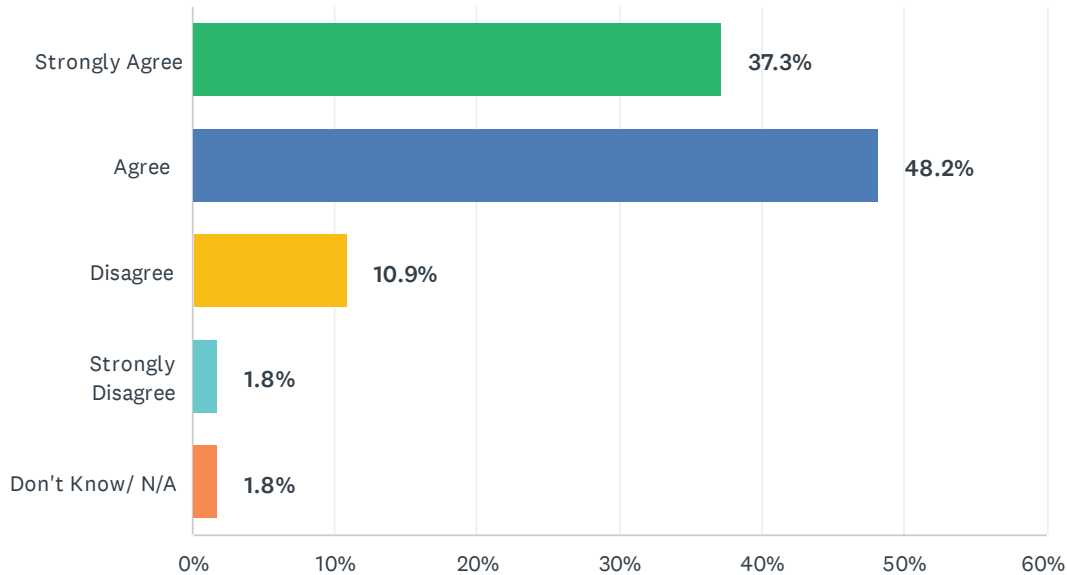
Answered: 110 Skipped: 42



ANSWER CHOICES	RESPONSES	
Strongly Agree	40.9%	45
Agree	47.3%	52
Disagree	10.0%	11
Strongly Disagree	0.0%	0
Don't Know/ N/A	1.8%	2
TOTAL		110

Q42 I am kept informed about activities like tutoring, after-school programs, student performances, parent workshops and other events.

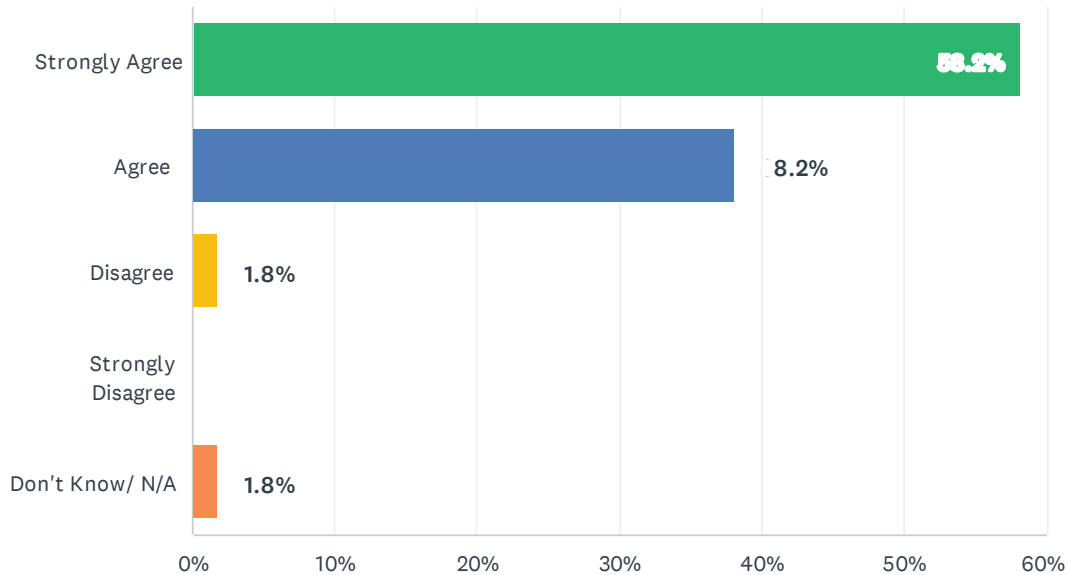
Answered: 110 Skipped: 42



ANSWER CHOICES	RESPONSES	
Strongly Agree	37.3%	41
Agree	48.2%	53
Disagree	10.9%	12
Strongly Disagree	1.8%	2
Don't Know/ N/A	1.8%	2
TOTAL		110

Q43 My child's teachers are available to discuss my child's learning needs with me.

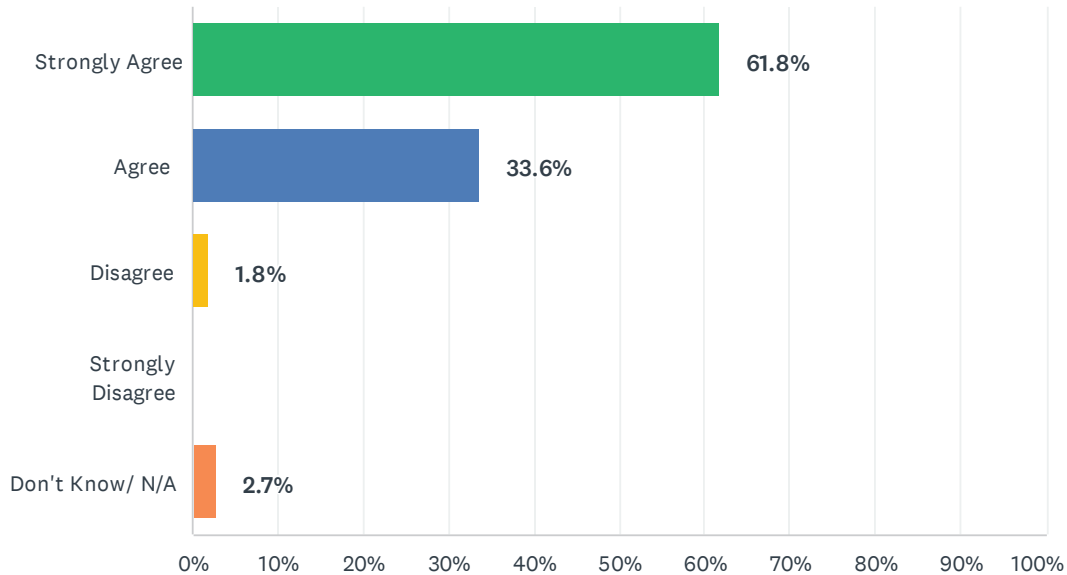
Answered: 110 Skipped: 42



ANSWER CHOICES	RESPONSES	
Strongly Agree	58.2%	64
Agree	38.2%	42
Disagree	1.8%	2
Strongly Disagree	0.0%	0
Don't Know/ N/A	1.8%	2
TOTAL		110

Q44 When I contact my child's teachers, I receive a professional response.

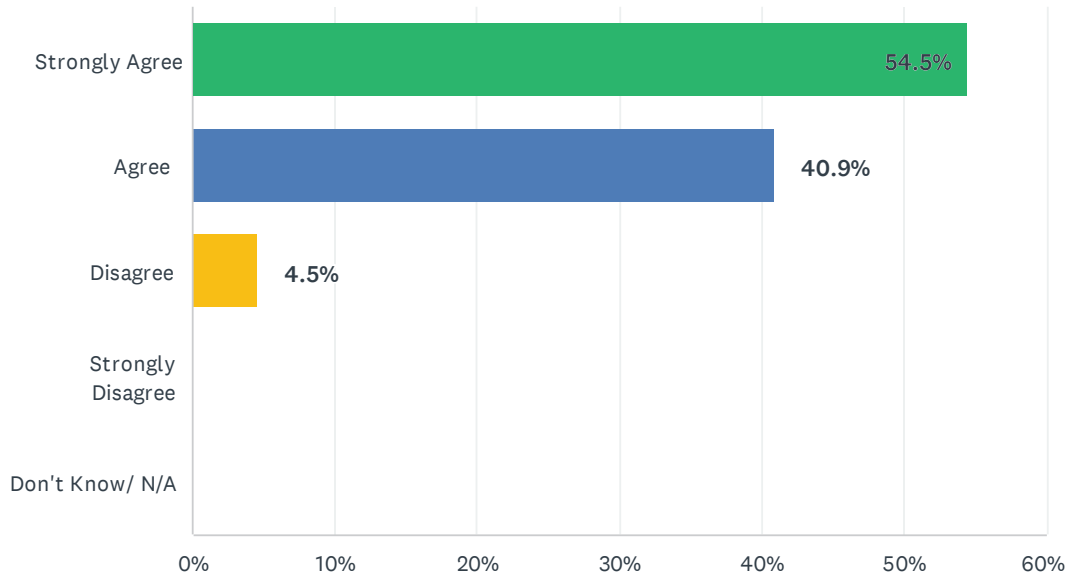
Answered: 110 Skipped: 42



ANSWER CHOICES	RESPONSES	
Strongly Agree	61.8%	68
Agree	33.6%	37
Disagree	1.8%	2
Strongly Disagree	0.0%	0
Don't Know/ N/A	2.7%	3
TOTAL		110

Q45 I am satisfied with the opportunities for me to be involved in my child's school.

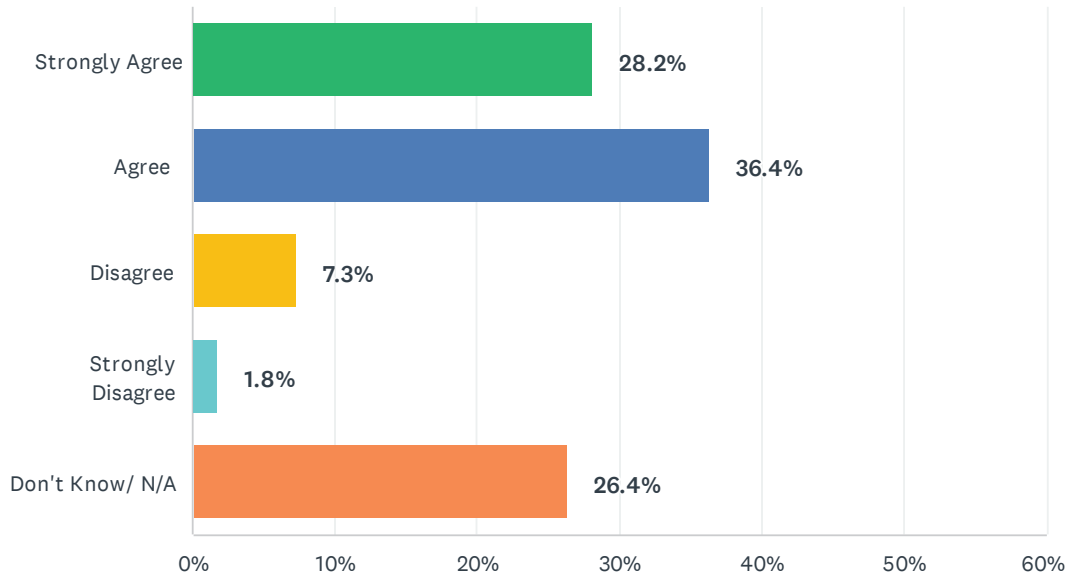
Answered: 110 Skipped: 42



ANSWER CHOICES	RESPONSES	
Strongly Agree	54.5%	60
Agree	40.9%	45
Disagree	4.5%	5
Strongly Disagree	0.0%	0
Don't Know/ N/A	0.0%	0
TOTAL		110

Q46 I feel the parent education opportunities presented by my school are valuable.

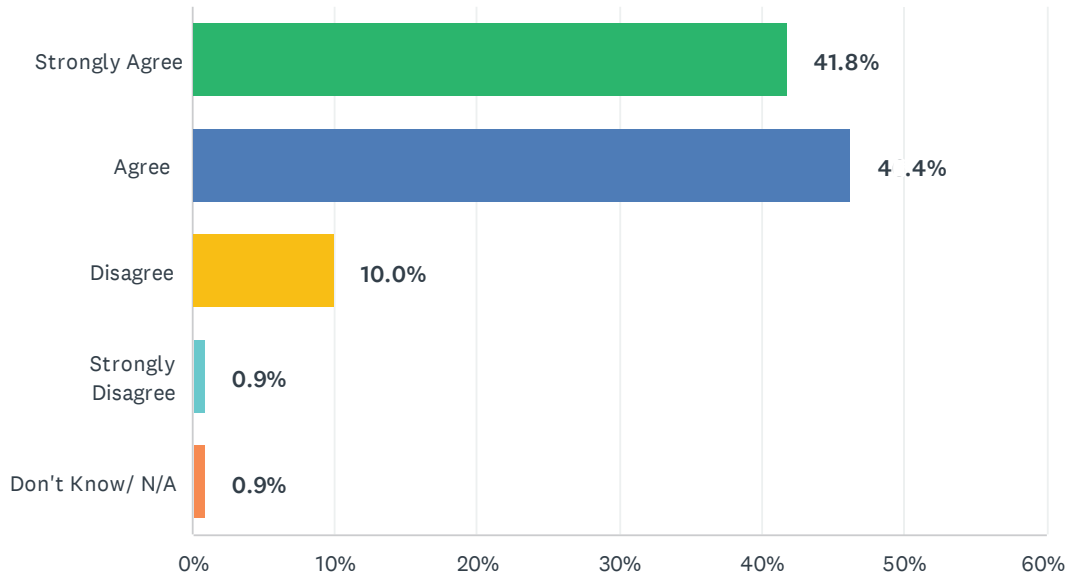
Answered: 110 Skipped: 42



ANSWER CHOICES	RESPONSES	
Strongly Agree	28.2%	31
Agree	36.4%	40
Disagree	7.3%	8
Strongly Disagree	1.8%	2
Don't Know/ N/A	26.4%	29
TOTAL		110

Q47 I am satisfied with the information and communication I receive from my child's school.

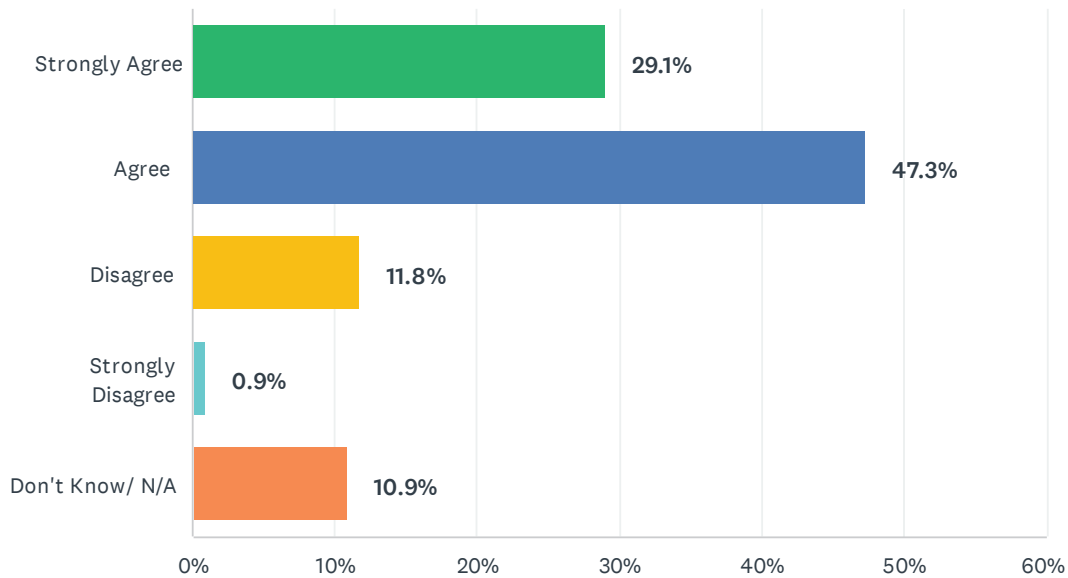
Answered: 110 Skipped: 42



ANSWER CHOICES	RESPONSES	
Strongly Agree	41.8%	46
Agree	46.4%	51
Disagree	10.0%	11
Strongly Disagree	0.9%	1
Don't Know/ N/A	0.9%	1
TOTAL		110

Q48 The school's website is a good source for information.

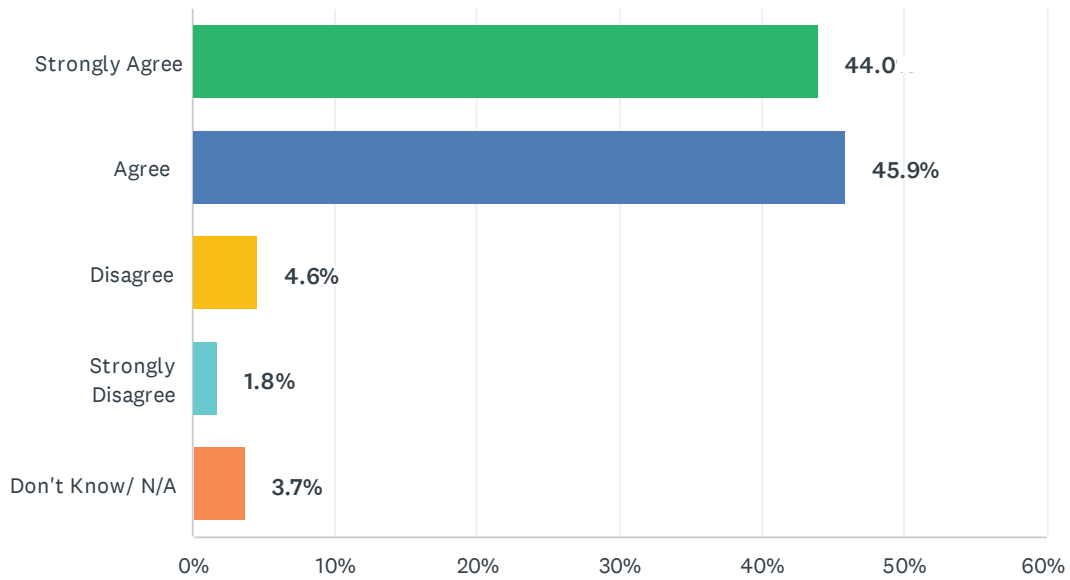
Answered: 110 Skipped: 42



ANSWER CHOICES	RESPONSES	
Strongly Agree	29.1%	32
Agree	47.3%	52
Disagree	11.8%	13
Strongly Disagree	0.9%	1
Don't Know/ N/A	10.9%	12
TOTAL		110

Q49 My child is safe at school.

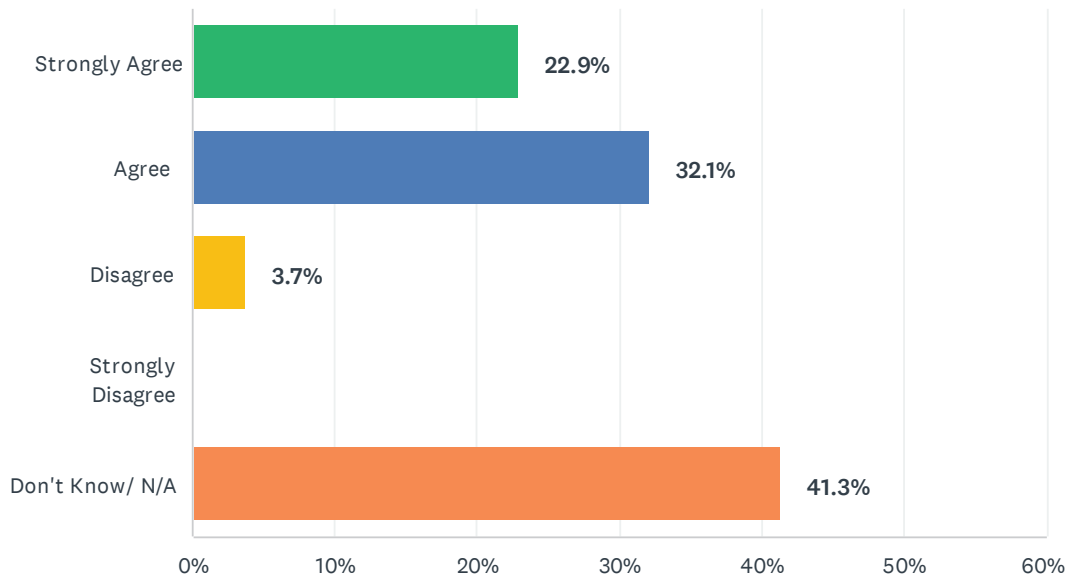
Answered: 109 Skipped: 43



ANSWER CHOICES	RESPONSES	
Strongly Agree	44.0%	48
Agree	45.9%	50
Disagree	4.6%	5
Strongly Disagree	1.8%	2
Don't Know/ N/A	3.7%	4
TOTAL		109

Q50 My child is safe when riding the school bus.

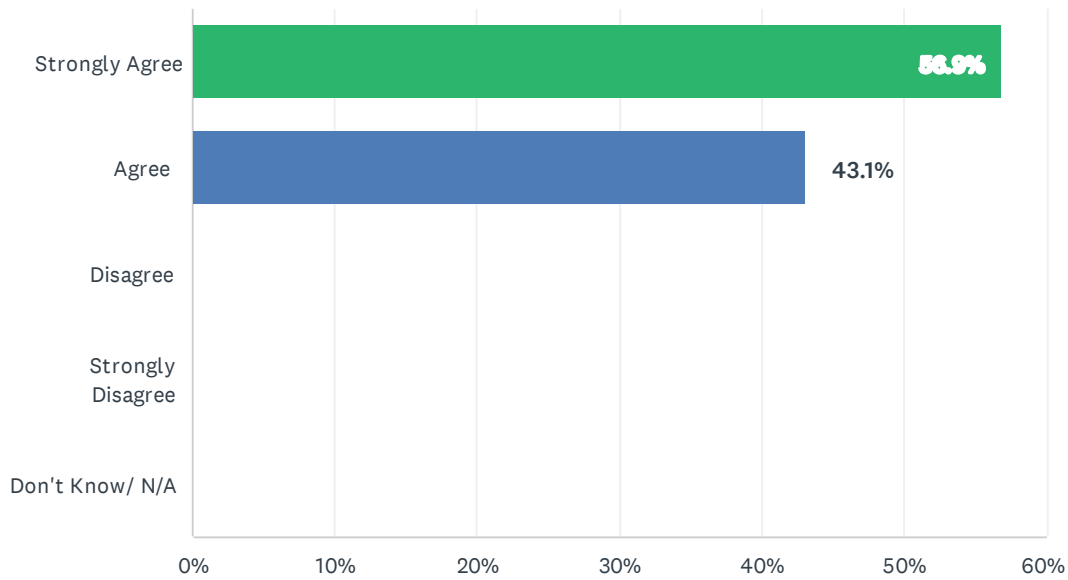
Answered: 109 Skipped: 43



ANSWER CHOICES	RESPONSES	
Strongly Agree	22.9%	25
Agree	32.1%	35
Disagree	3.7%	4
Strongly Disagree	0.0%	0
Don't Know/ N/A	41.3%	45
TOTAL		109

Q51 My child feels a sense of belonging.

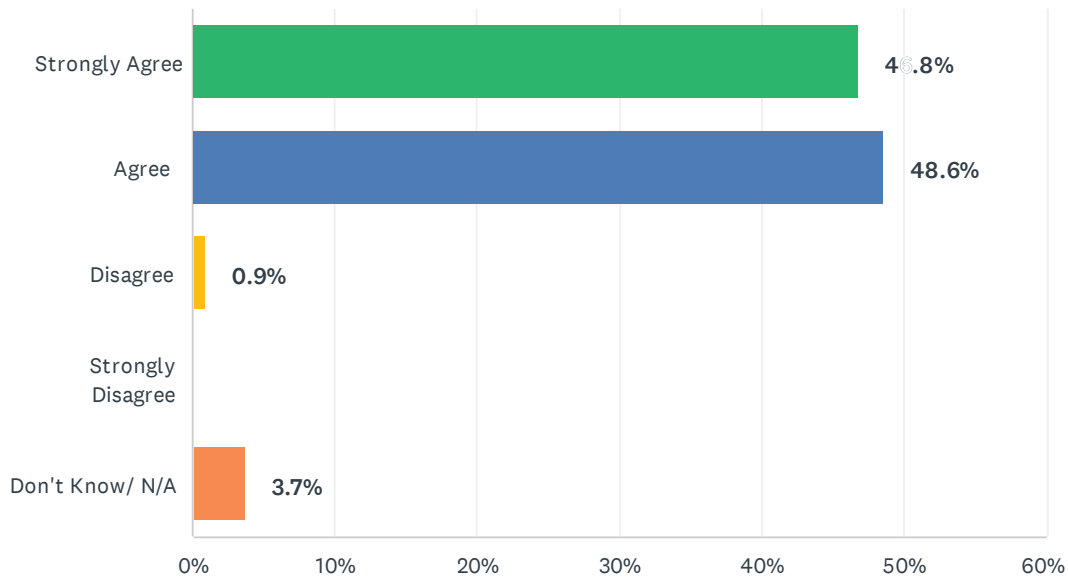
Answered: 109 Skipped: 43



ANSWER CHOICES	RESPONSES	
Strongly Agree	56.9%	62
Agree	43.1%	47
Disagree	0.0%	0
Strongly Disagree	0.0%	0
Don't Know/ N/A	0.0%	0
TOTAL		109

Q52 Teachers and students respect one another at this school.

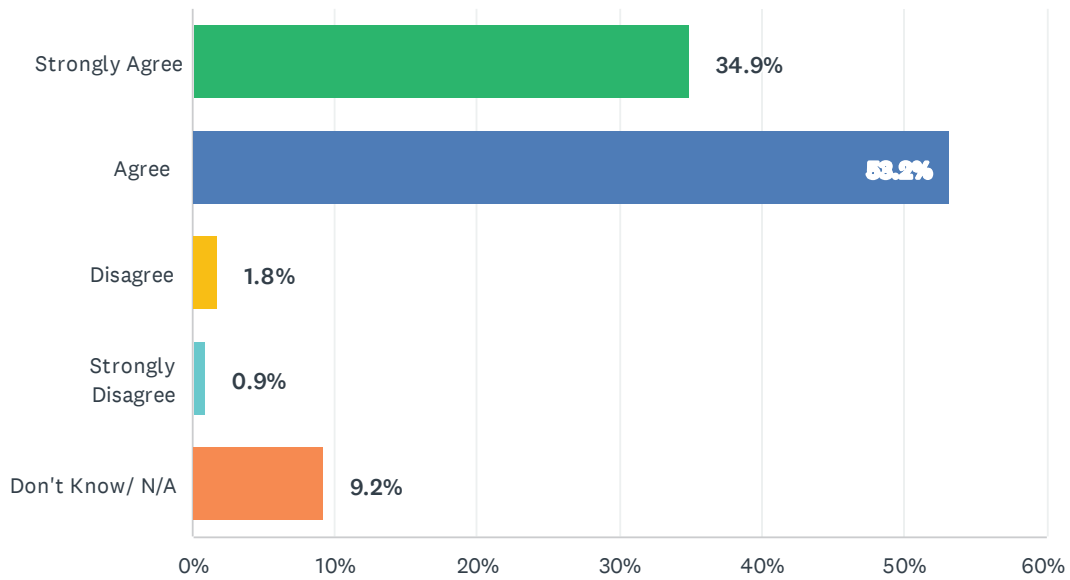
Answered: 109 Skipped: 43



ANSWER CHOICES	RESPONSES	
Strongly Agree	46.8%	51
Agree	48.6%	53
Disagree	0.9%	1
Strongly Disagree	0.0%	0
Don't Know/ N/A	3.7%	4
TOTAL		109

Q53 Discipline is fair.

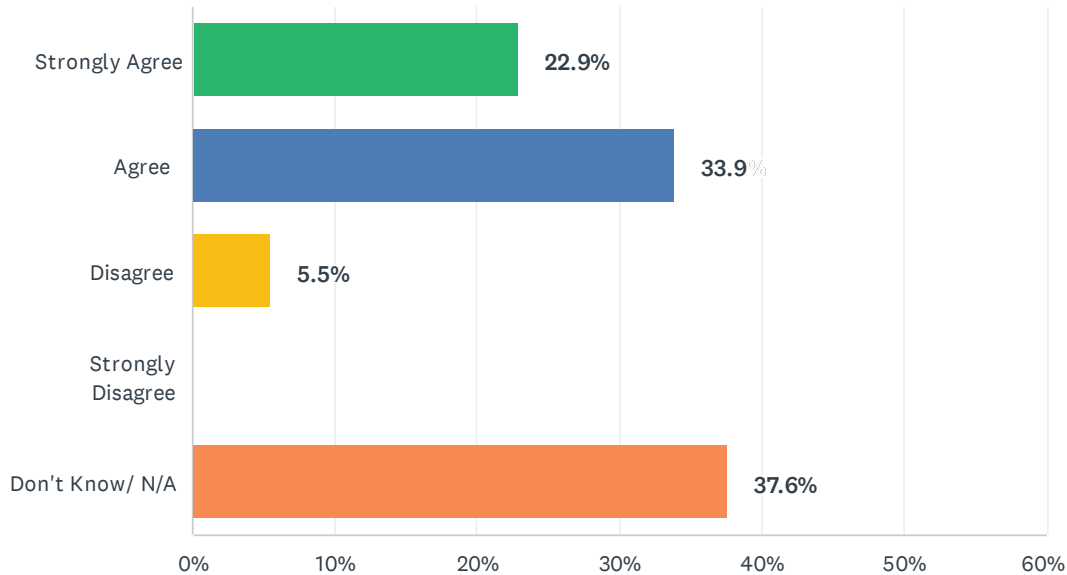
Answered: 109 Skipped: 43



ANSWER CHOICES	RESPONSES	
Strongly Agree	34.9%	38
Agree	53.2%	58
Disagree	1.8%	2
Strongly Disagree	0.9%	1
Don't Know/ N/A	9.2%	10
TOTAL		109

Q54 When threatening behavior between students arises, the school staff intervene appropriately.

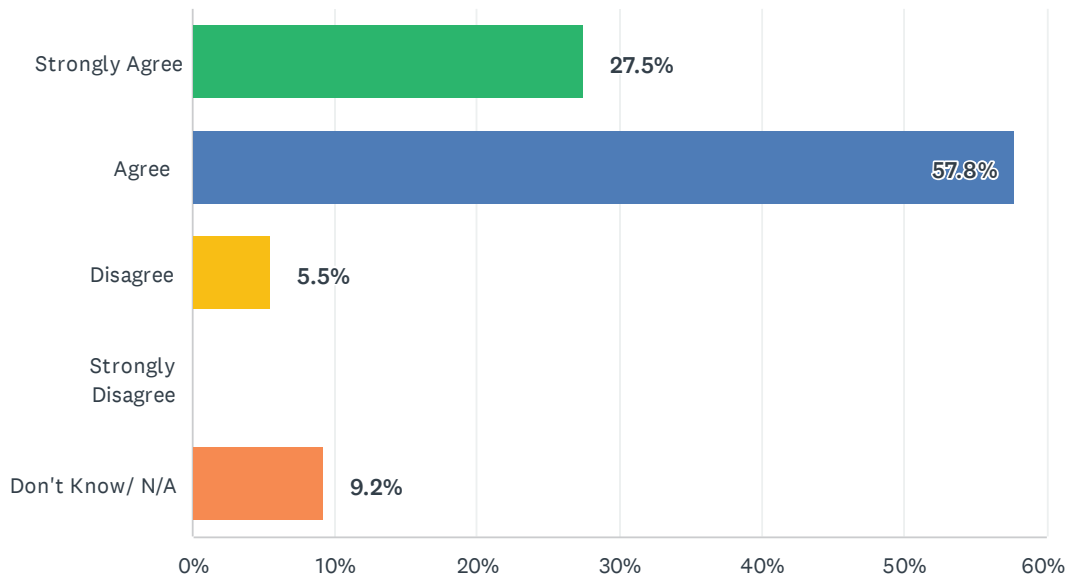
Answered: 109 Skipped: 43



ANSWER CHOICES	RESPONSES	
Strongly Agree	22.9%	25
Agree	33.9%	37
Disagree	5.5%	6
Strongly Disagree	0.0%	0
Don't Know/ N/A	37.6%	41
TOTAL		109

Q55 Students treat each other with kindness and respect.

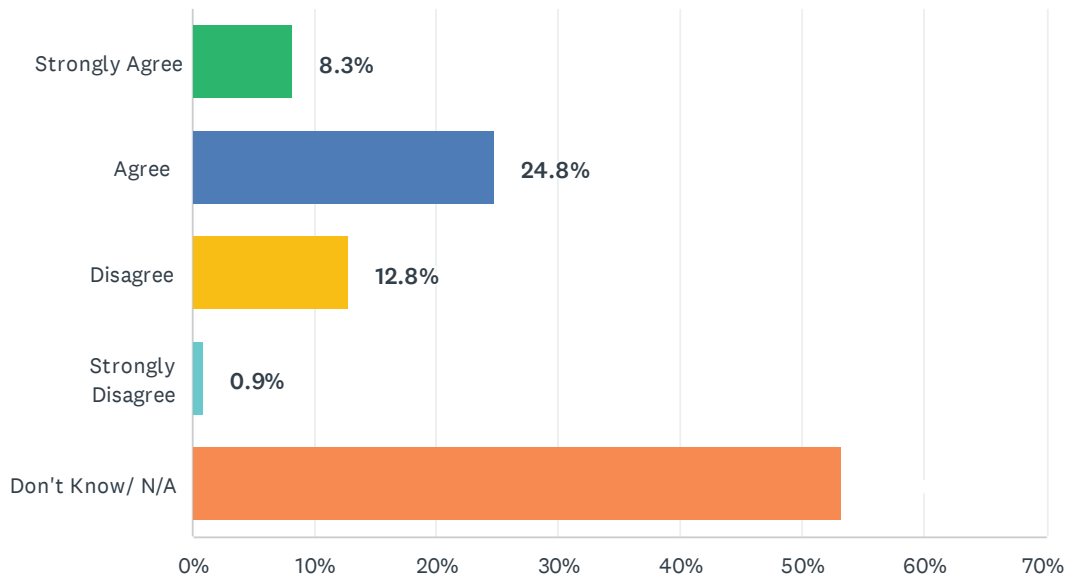
Answered: 109 Skipped: 43



ANSWER CHOICES	RESPONSES	
Strongly Agree	27.5%	30
Agree	57.8%	63
Disagree	5.5%	6
Strongly Disagree	0.0%	0
Don't Know/ N/A	9.2%	10
TOTAL		109

Q56 Students are kind and respectful on the bus.

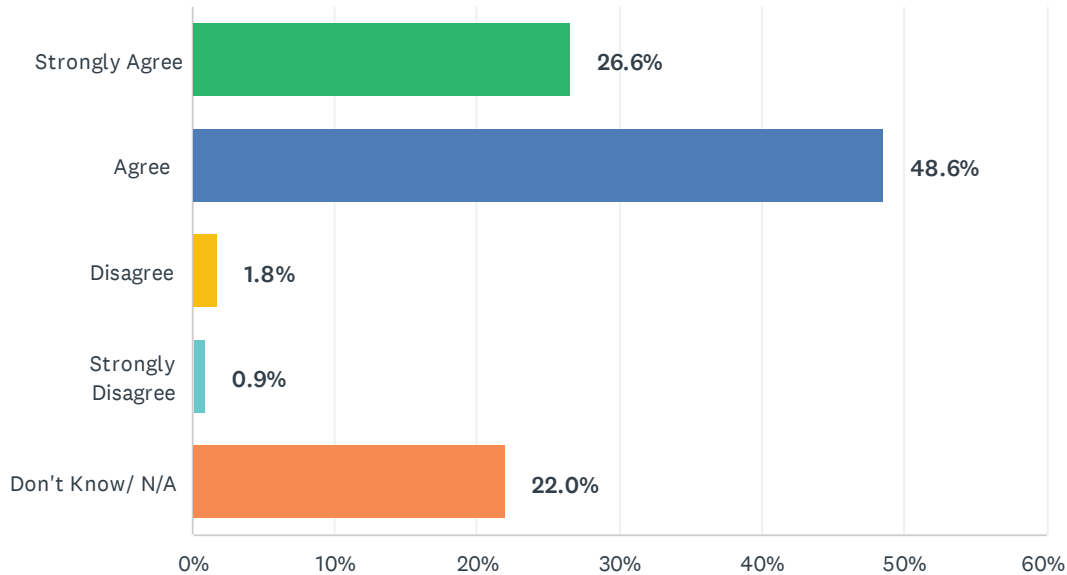
Answered: 109 Skipped: 43



ANSWER CHOICES	RESPONSES	
Strongly Agree	8.3%	9
Agree	24.8%	27
Disagree	12.8%	14
Strongly Disagree	0.9%	1
Don't Know/ N/A	53.2%	58
TOTAL		109

Q57 I feel the school's safety protocols and emergency plans are effective and appropriate.

Answered: 109 Skipped: 43



ANSWER CHOICES	RESPONSES	
Strongly Agree	26.6%	29
Agree	48.6%	53
Disagree	1.8%	2
Strongly Disagree	0.9%	1
Don't Know/ N/A	22.0%	24
TOTAL		109

Q58 Alcohol and drug use is not a problem at this school.

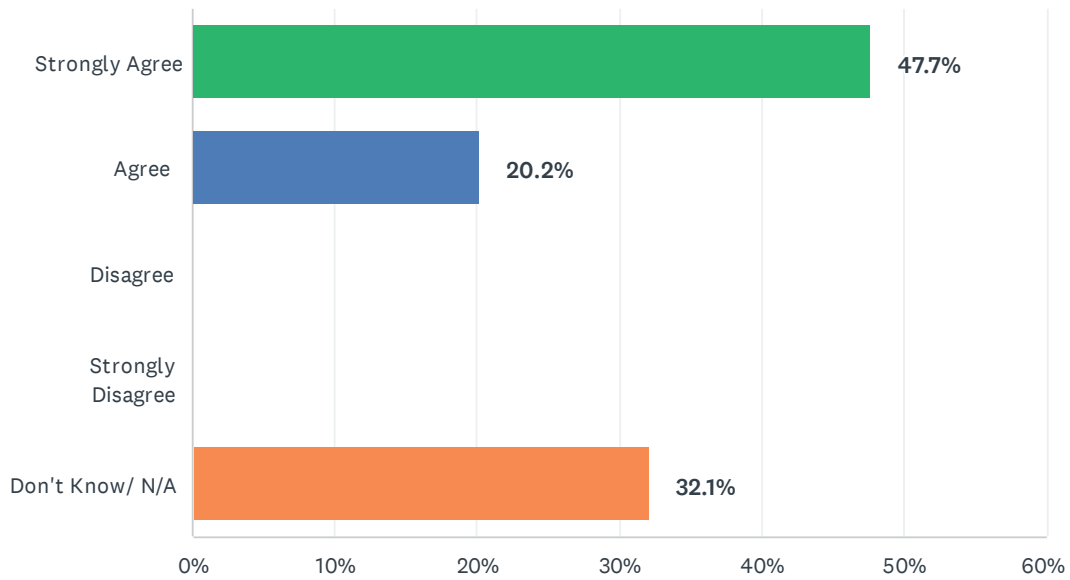
Answered: 0 Skipped: 152

 No matching responses.

ANSWER CHOICES	RESPONSES	
Strongly Agree	0.0%	0
Agree	0.0%	0
Disagree	0.0%	0
Strongly Disagree	0.0%	0
Don't Know/ N/A	0.0%	0
TOTAL		0

Q59 Students do not bring weapons to campus.

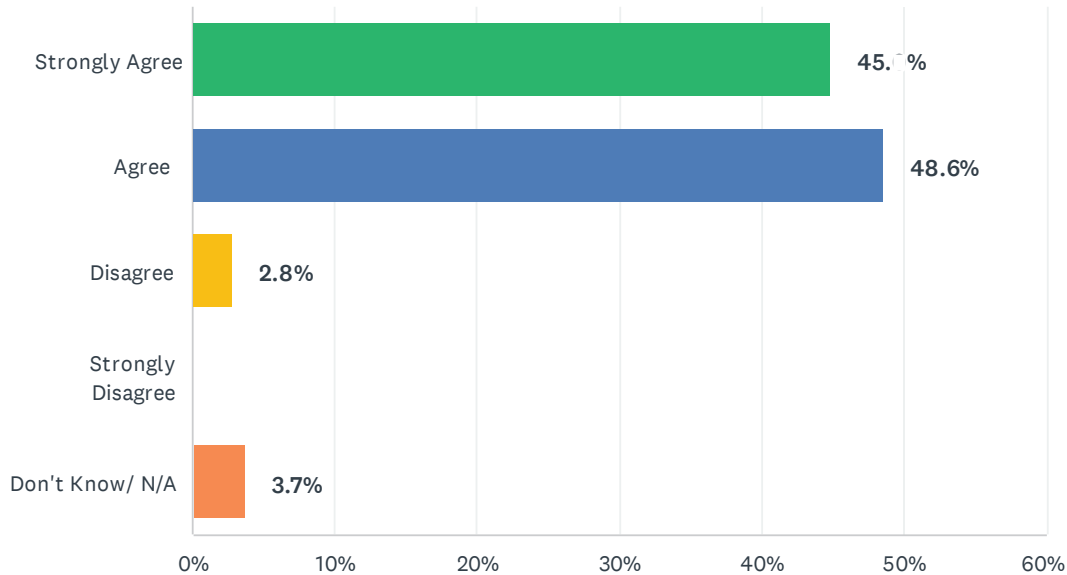
Answered: 109 Skipped: 43



ANSWER CHOICES	RESPONSES	
Strongly Agree	47.7%	52
Agree	20.2%	22
Disagree	0.0%	0
Strongly Disagree	0.0%	0
Don't Know/ N/A	32.1%	35
TOTAL		109

Q60 My child is provided the instructional materials, resources and technology needed for classes.

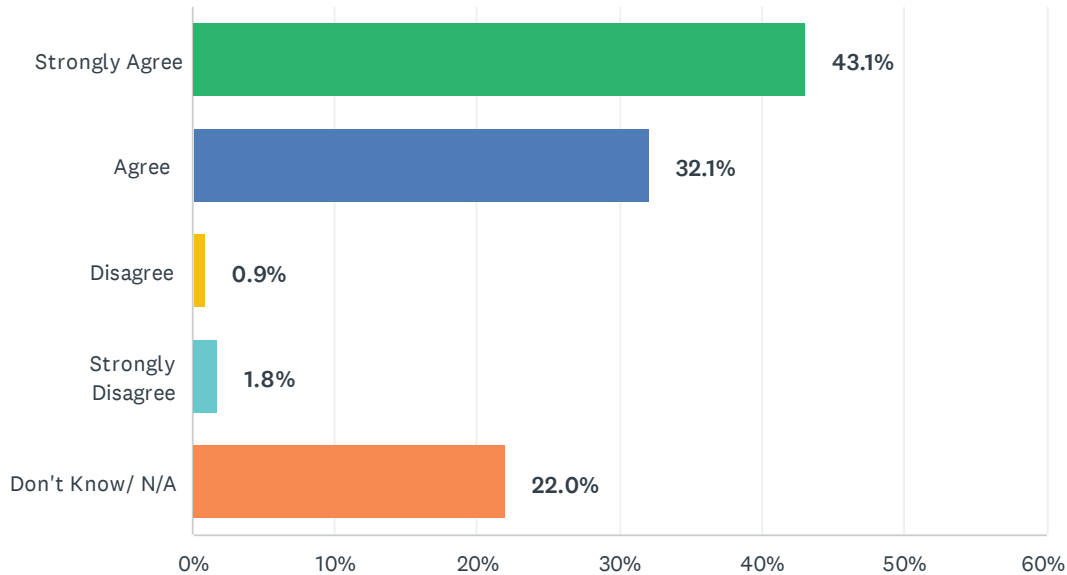
Answered: 109 Skipped: 43



ANSWER CHOICES	RESPONSES	
Strongly Agree	45.0%	49
Agree	48.6%	53
Disagree	2.8%	3
Strongly Disagree	0.0%	0
Don't Know/ N/A	3.7%	4
TOTAL		109

Q61 The school librarian assists in finding resources and reading materials.

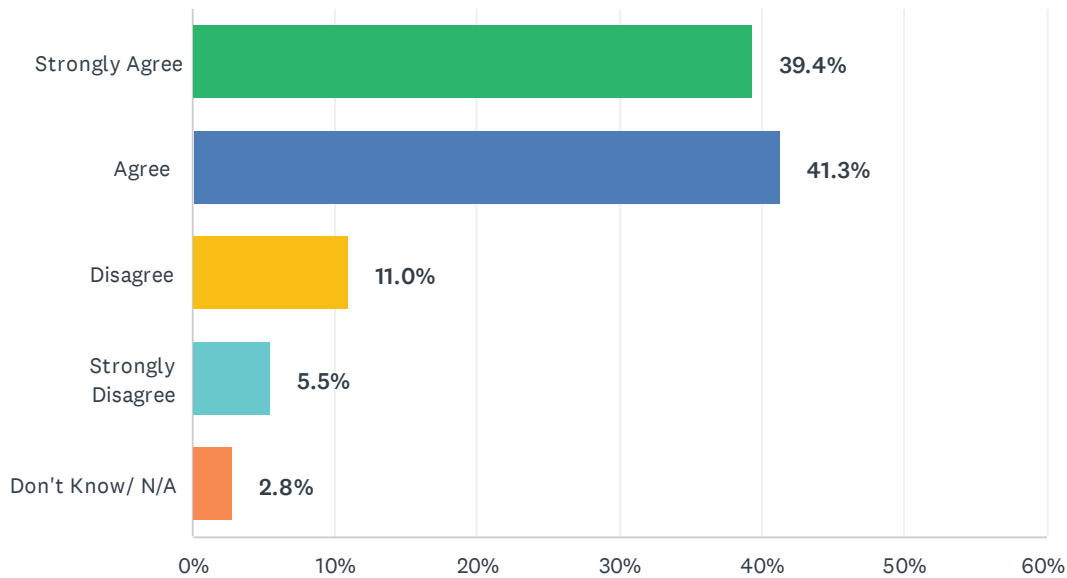
Answered: 109 Skipped: 43



ANSWER CHOICES	RESPONSES	
Strongly Agree	43.1%	47
Agree	32.1%	35
Disagree	0.9%	1
Strongly Disagree	1.8%	2
Don't Know/ N/A	22.0%	24
TOTAL		109

Q62 I feel my child's class sizes are appropriate.

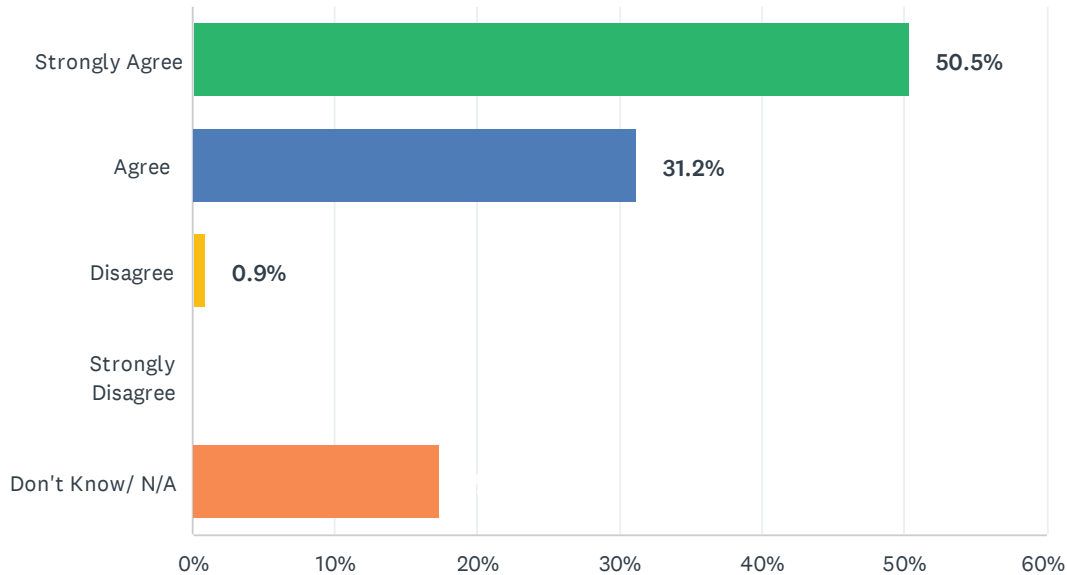
Answered: 109 Skipped: 43



ANSWER CHOICES	RESPONSES	
Strongly Agree	39.4%	43
Agree	41.3%	45
Disagree	11.0%	12
Strongly Disagree	5.5%	6
Don't Know/ N/A	2.8%	3
TOTAL		109

Q63 My child's school counselors are available to help my child with issues that arise at school.

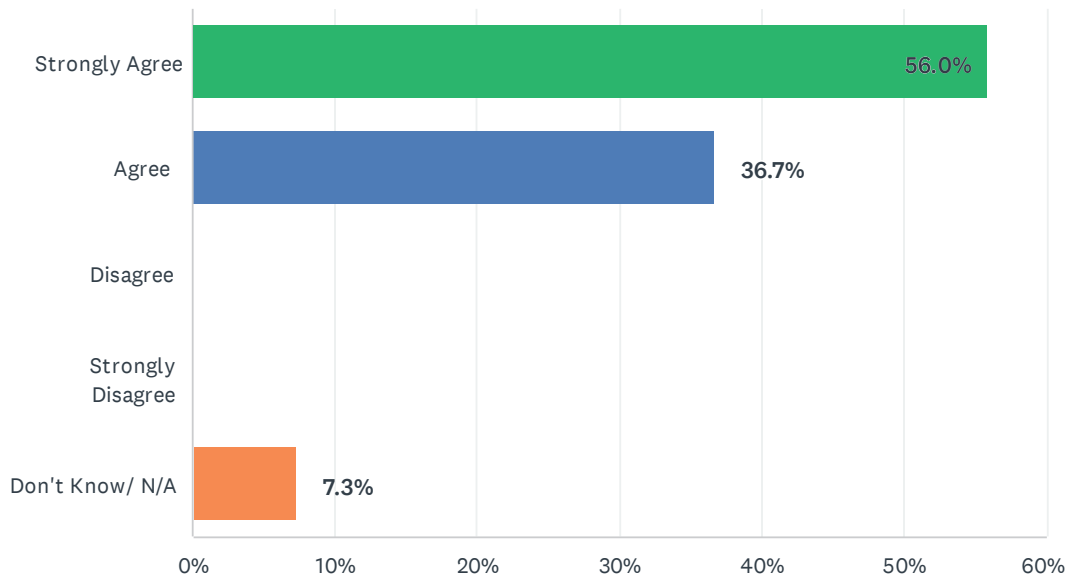
Answered: 109 Skipped: 43



ANSWER CHOICES	RESPONSES	
Strongly Agree	50.5%	55
Agree	31.2%	34
Disagree	0.9%	1
Strongly Disagree	0.0%	0
Don't Know/ N/A	17.4%	19
TOTAL		109

Q64 The school nurse attends to student health issues at school.

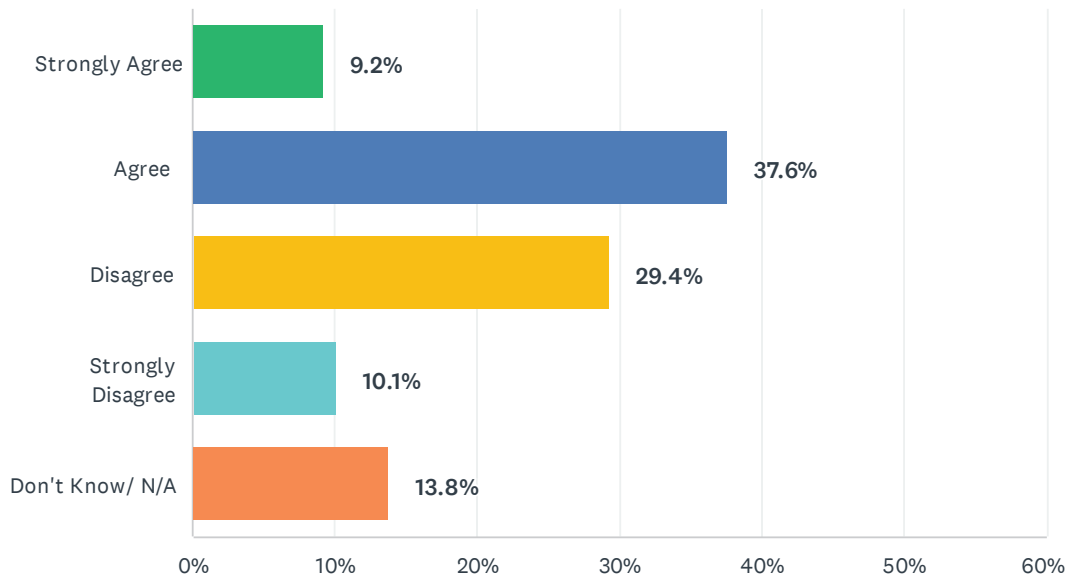
Answered: 109 Skipped: 43



ANSWER CHOICES	RESPONSES	
Strongly Agree	56.0%	61
Agree	36.7%	40
Disagree	0.0%	0
Strongly Disagree	0.0%	0
Don't Know/ N/A	7.3%	8
TOTAL		109

Q65 Healthy food is served in the cafeteria.

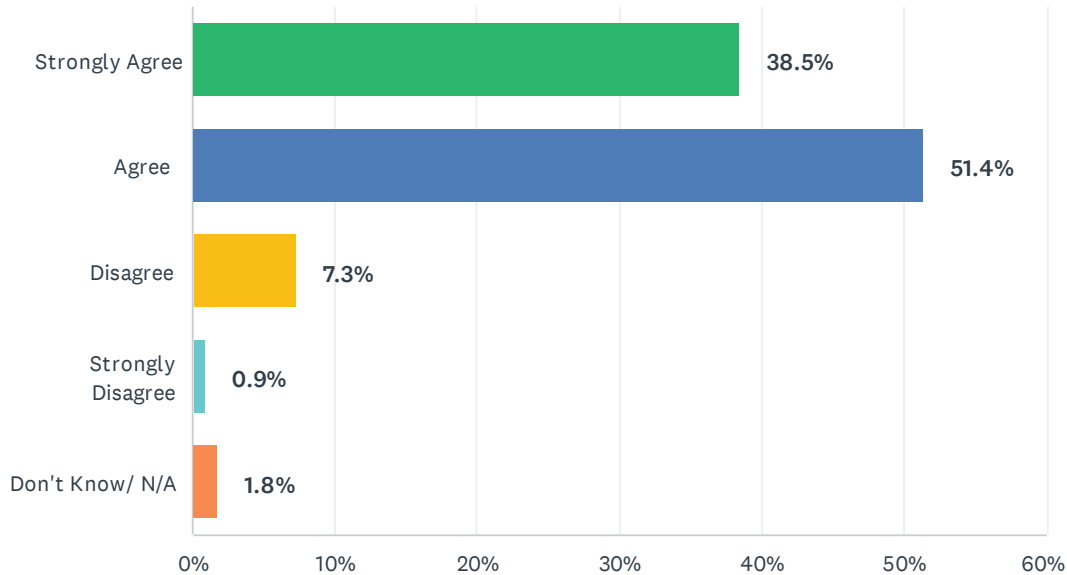
Answered: 109 Skipped: 43



ANSWER CHOICES	RESPONSES	
Strongly Agree	9.2%	10
Agree	37.6%	41
Disagree	29.4%	32
Strongly Disagree	10.1%	11
Don't Know/ N/A	13.8%	15
TOTAL		109

Q66 My child's school is clean and well-maintained (air conditioning and heat work, adequate lighting, grounds kept in order, etc.).

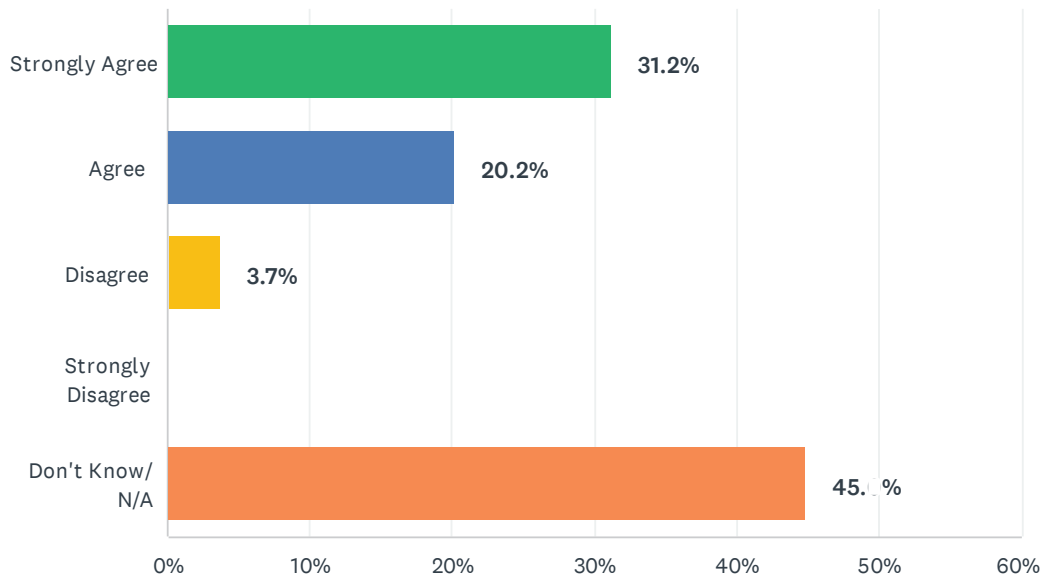
Answered: 109 Skipped: 43



ANSWER CHOICES	RESPONSES	
Strongly Agree	38.5%	42
Agree	51.4%	56
Disagree	7.3%	8
Strongly Disagree	0.9%	1
Don't Know/ N/A	1.8%	2
TOTAL		109

Q67 My child's school bus is on time most days.

Answered: 109 Skipped: 43



ANSWER CHOICES	RESPONSES	
Strongly Agree	31.2%	34
Agree	20.2%	22
Disagree	3.7%	4
Strongly Disagree	0.0%	0
Don't Know/ N/A	45.0%	49
TOTAL		109

Q68 I feel my child is safe because of the security team at WHS.

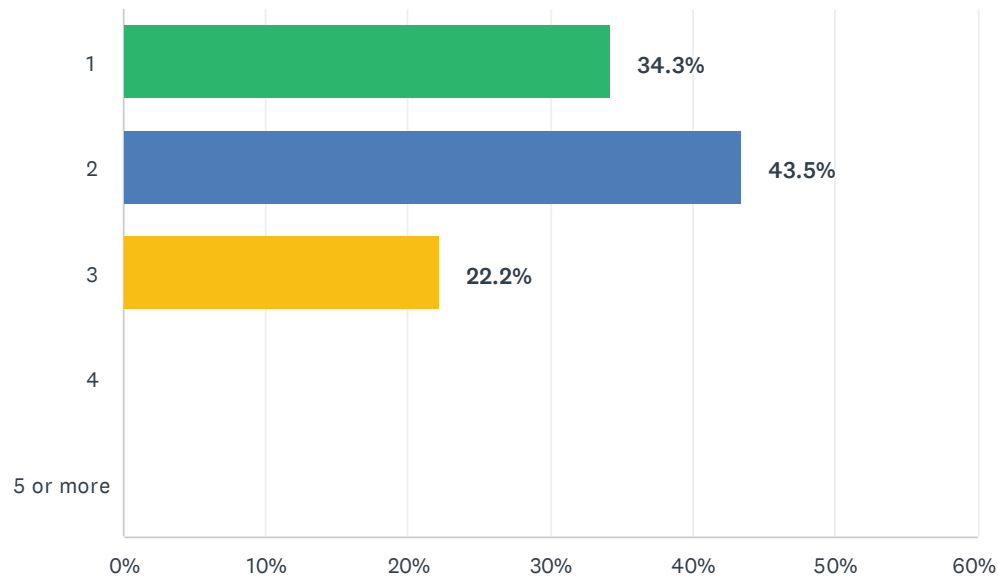
Answered: 0 Skipped: 152

 No matching responses.

ANSWER CHOICES	RESPONSES	
Strongly Agree	0.0%	0
Agree	0.0%	0
Disagree	0.0%	0
Strongly Disagree	0.0%	0
Don't Know/ N/A	0.0%	0
TOTAL		0

Q69 How many children do you have attending a district school?

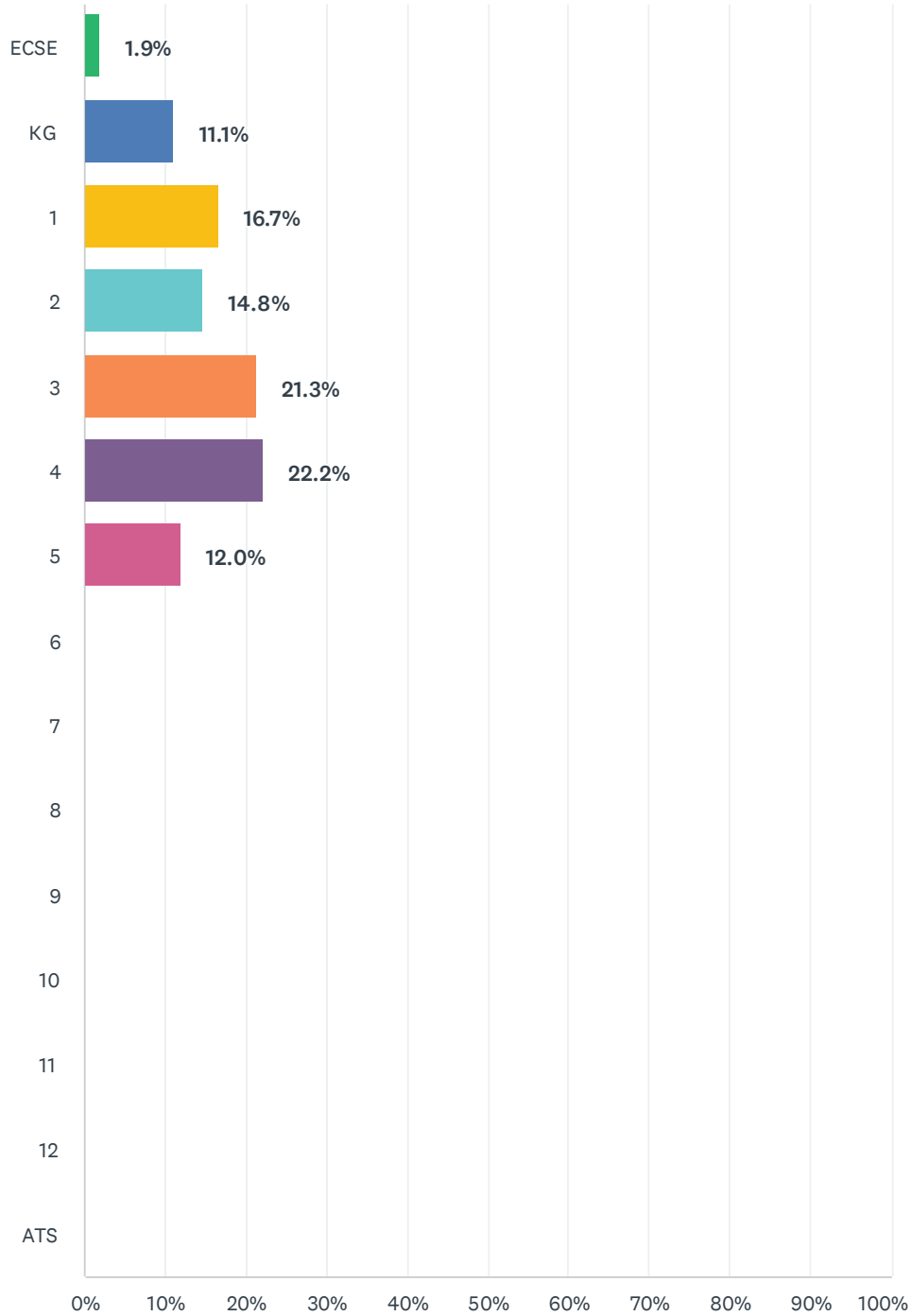
Answered: 108 Skipped: 44



ANSWER CHOICES	RESPONSES	
1	34.3%	37
2	43.5%	47
3	22.2%	24
4	0.0%	0
5 or more	0.0%	0
TOTAL		108

Q70 Please indicate the grade level of the child for whom you are responding.

Answered: 108 Skipped: 44

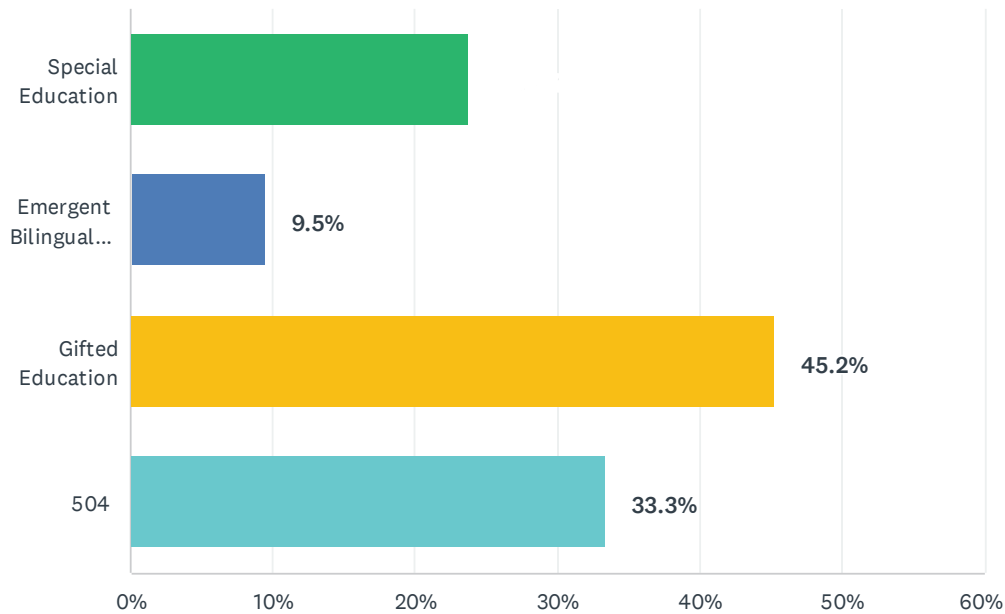


Parent Climate Survey 2022

ANSWER CHOICES	RESPONSES	
ECSE	1.9%	2
KG	11.1%	12
1	16.7%	18
2	14.8%	16
3	21.3%	23
4	22.2%	24
5	12.0%	13
6	0.0%	0
7	0.0%	0
8	0.0%	0
9	0.0%	0
10	0.0%	0
11	0.0%	0
12	0.0%	0
ATS	0.0%	0
TOTAL		108

Q71 Does your child receive any of the following services at this school?

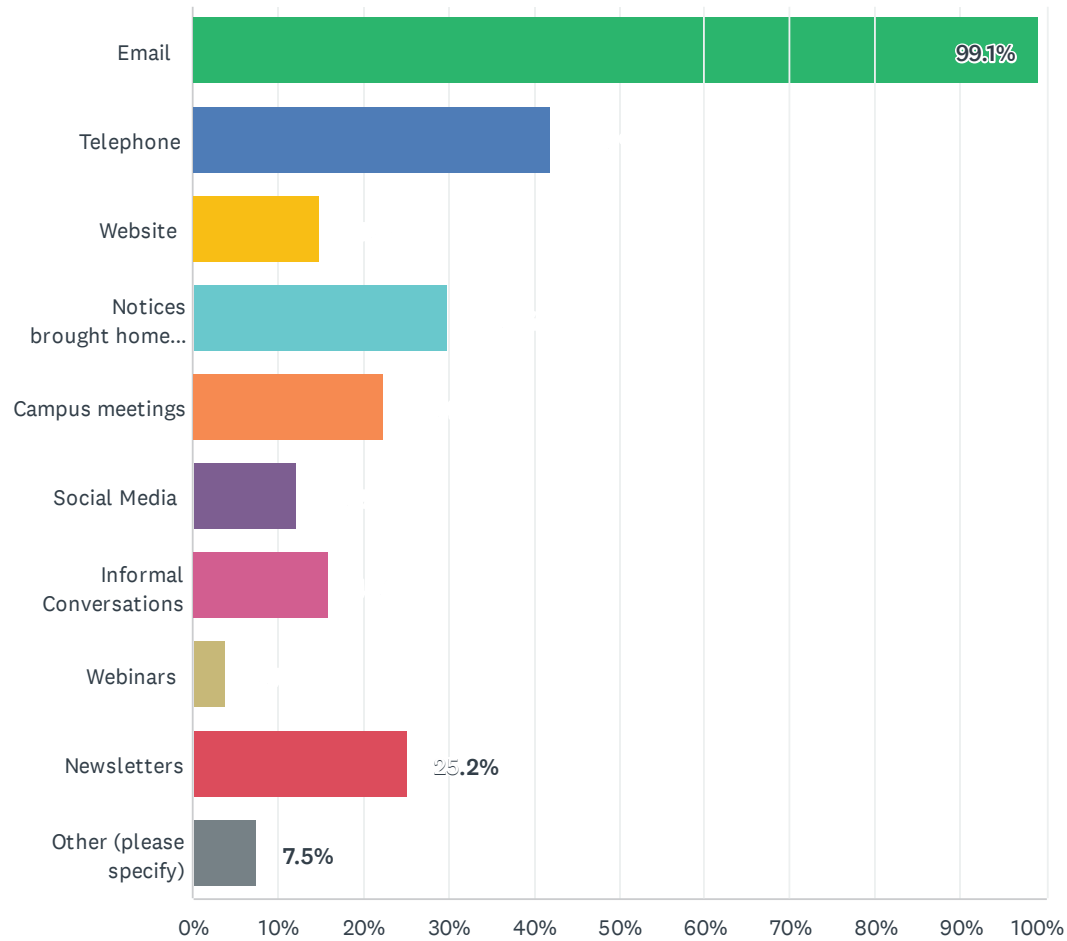
Answered: 42 Skipped: 110



ANSWER CHOICES	RESPONSES	
Special Education	23.8%	10
Emergent Bilingual (Formerly ELL)	9.5%	4
Gifted Education	45.2%	19
504	33.3%	14
Total Respondents: 42		

Q72 What are the best ways for the school to communicate with you about your child's education?

Answered: 107 Skipped: 45

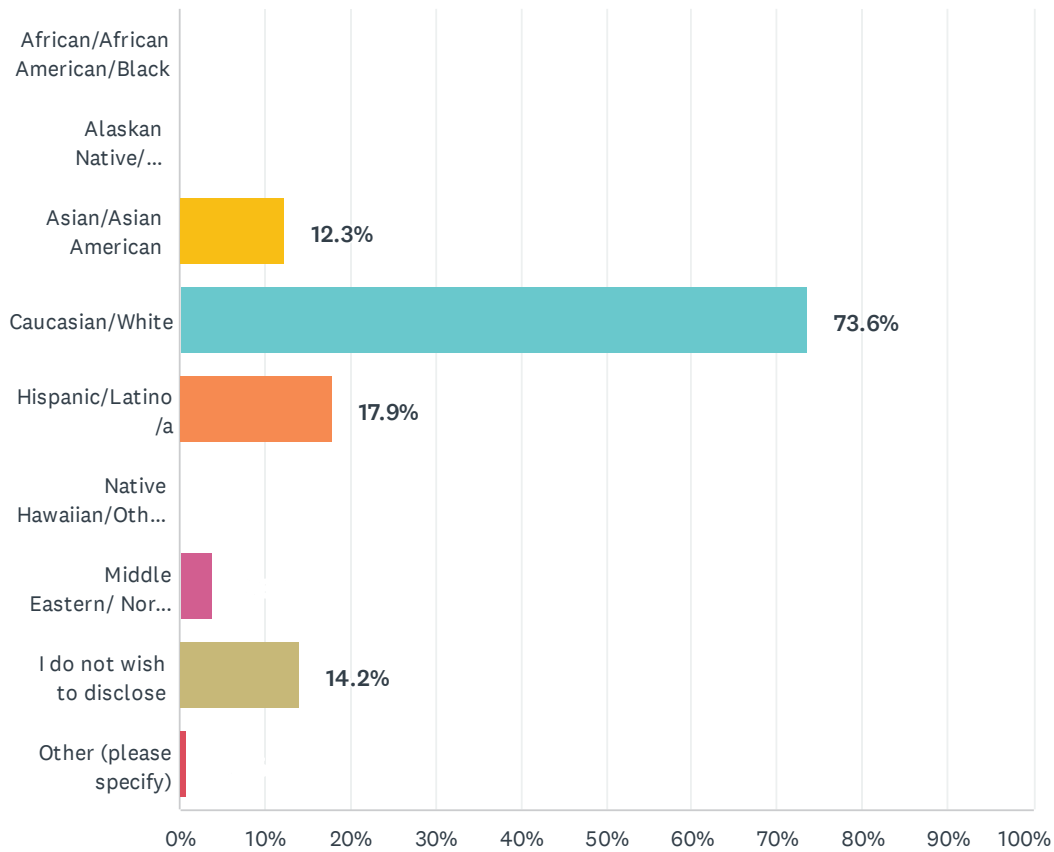


Parent Climate Survey 2022

ANSWER CHOICES	RESPONSES	
Email	99.1%	106
Telephone	42.1%	45
Website	15.0%	16
Notices brought home by student	29.9%	32
Campus meetings	22.4%	24
Social Media	12.1%	13
Informal Conversations	15.9%	17
Webinars	3.7%	4
Newsletters	25.2%	27
Other (please specify)	7.5%	8
Total Respondents: 107		

Q73 What is your race/ethnicity? (Check all that apply.)

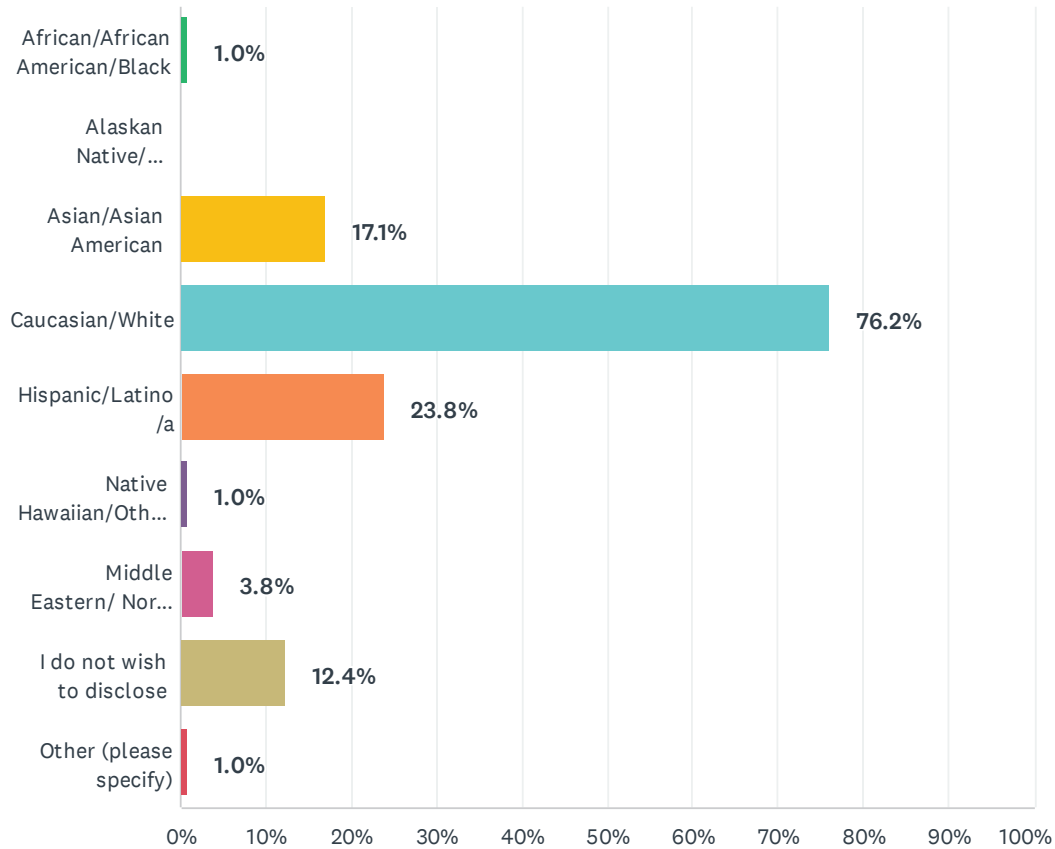
Answered: 106 Skipped: 46



ANSWER CHOICES	RESPONSES	
African/African American/Black	0.0%	0
Alaskan Native/ Indigenous/ Native American	0.0%	0
Asian/Asian American	12.3%	13
Caucasian/White	73.6%	78
Hispanic/Latino/a	17.9%	19
Native Hawaiian/Other Pacific Islander	0.0%	0
Middle Eastern/ North African	3.8%	4
I do not wish to disclose	14.2%	15
Other (please specify)	0.9%	1
Total Respondents: 106		

Q74 What racial/ ethnic groups are represented in your immediate family? (Check all that apply.)

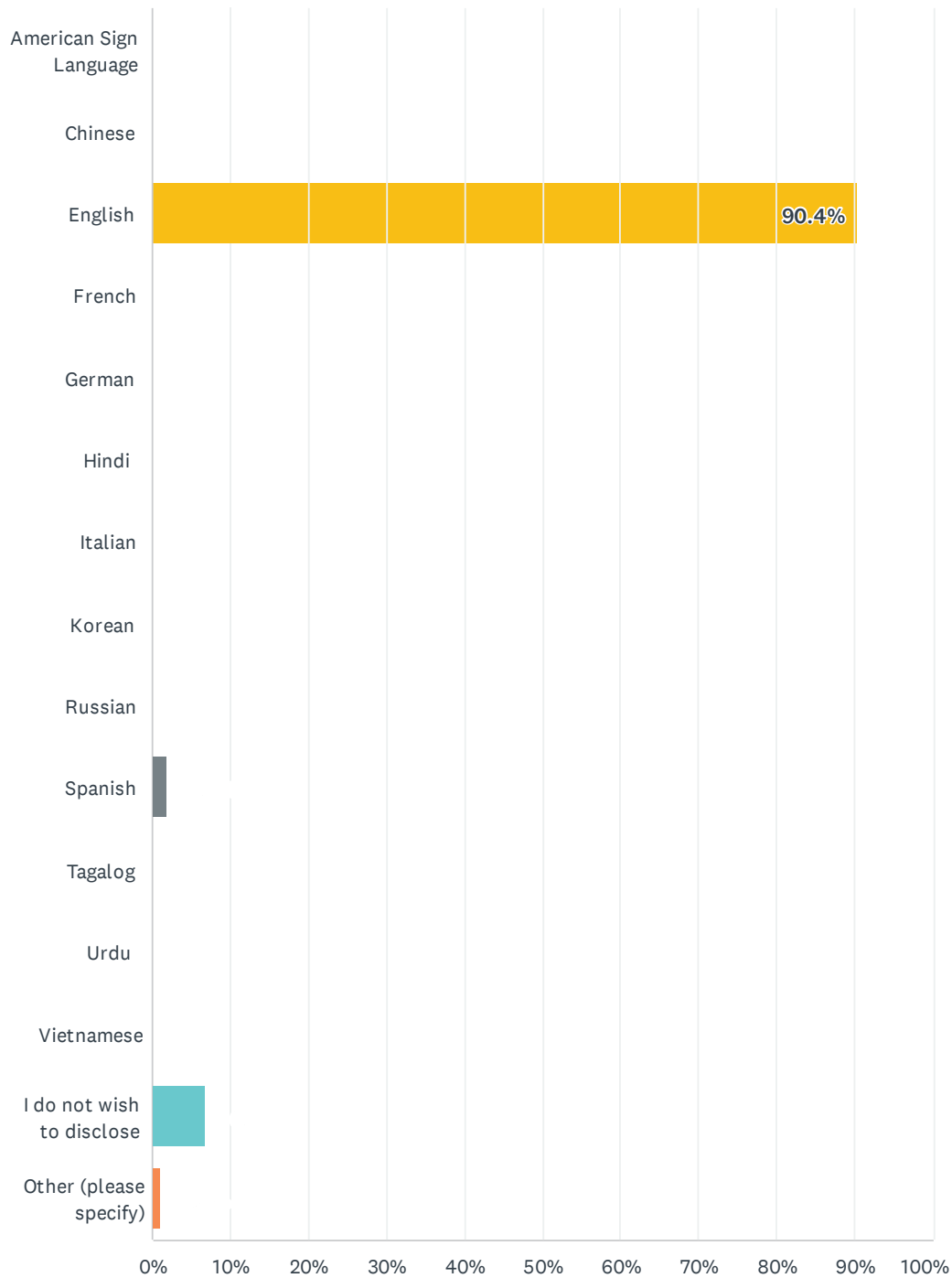
Answered: 105 Skipped: 47



ANSWER CHOICES	RESPONSES	
African/African American/Black	1.0%	1
Alaskan Native/ Indigenous/ Native American	0.0%	0
Asian/Asian American	17.1%	18
Caucasian/White	76.2%	80
Hispanic/Latino/a	23.8%	25
Native Hawaiian/Other Pacific Islander	1.0%	1
Middle Eastern/ North African	3.8%	4
I do not wish to disclose	12.4%	13
Other (please specify)	1.0%	1
Total Respondents: 105		

Q75 What is the primary language spoken in your home?

Answered: 104 Skipped: 48

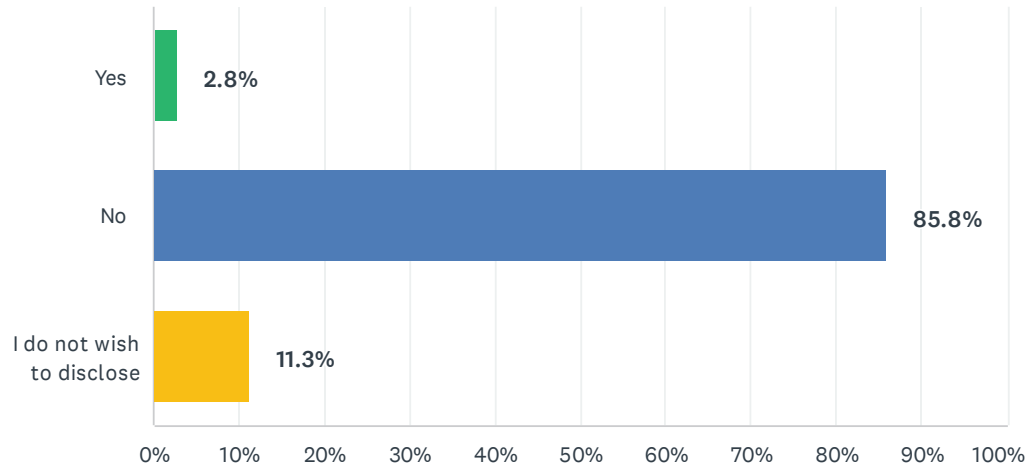


Parent Climate Survey 2022

ANSWER CHOICES	RESPONSES	
American Sign Language	0.0%	0
Chinese	0.0%	0
English	90.4%	94
French	0.0%	0
German	0.0%	0
Hindi	0.0%	0
Italian	0.0%	0
Korean	0.0%	0
Russian	0.0%	0
Spanish	1.9%	2
Tagalog	0.0%	0
Urdu	0.0%	0
Vietnamese	0.0%	0
I do not wish to disclose	6.7%	7
Other (please specify)	1.0%	1
TOTAL		104

Q76 Do you or a member of your immediate family identify as a member of the LGBTQ community?

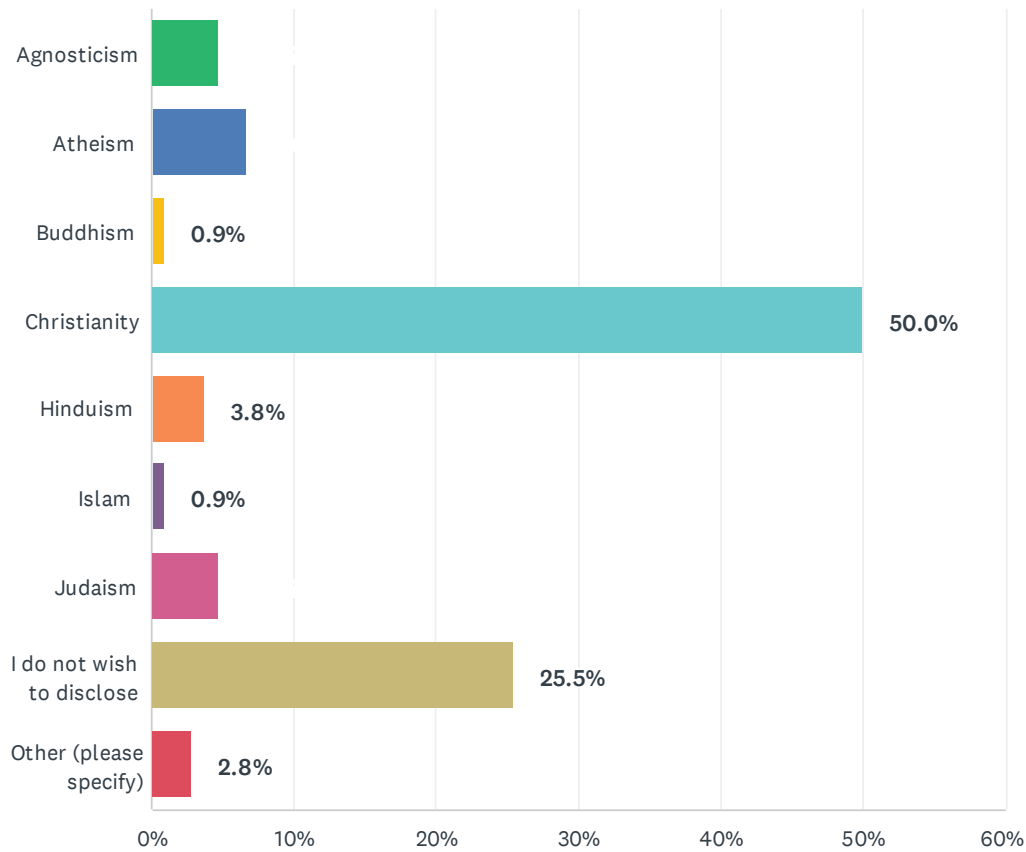
Answered: 106 Skipped: 46



ANSWER CHOICES	RESPONSES	
Yes	2.8%	3
No	85.8%	91
I do not wish to disclose	11.3%	12
TOTAL		106

Q77 What is your religious affiliation?

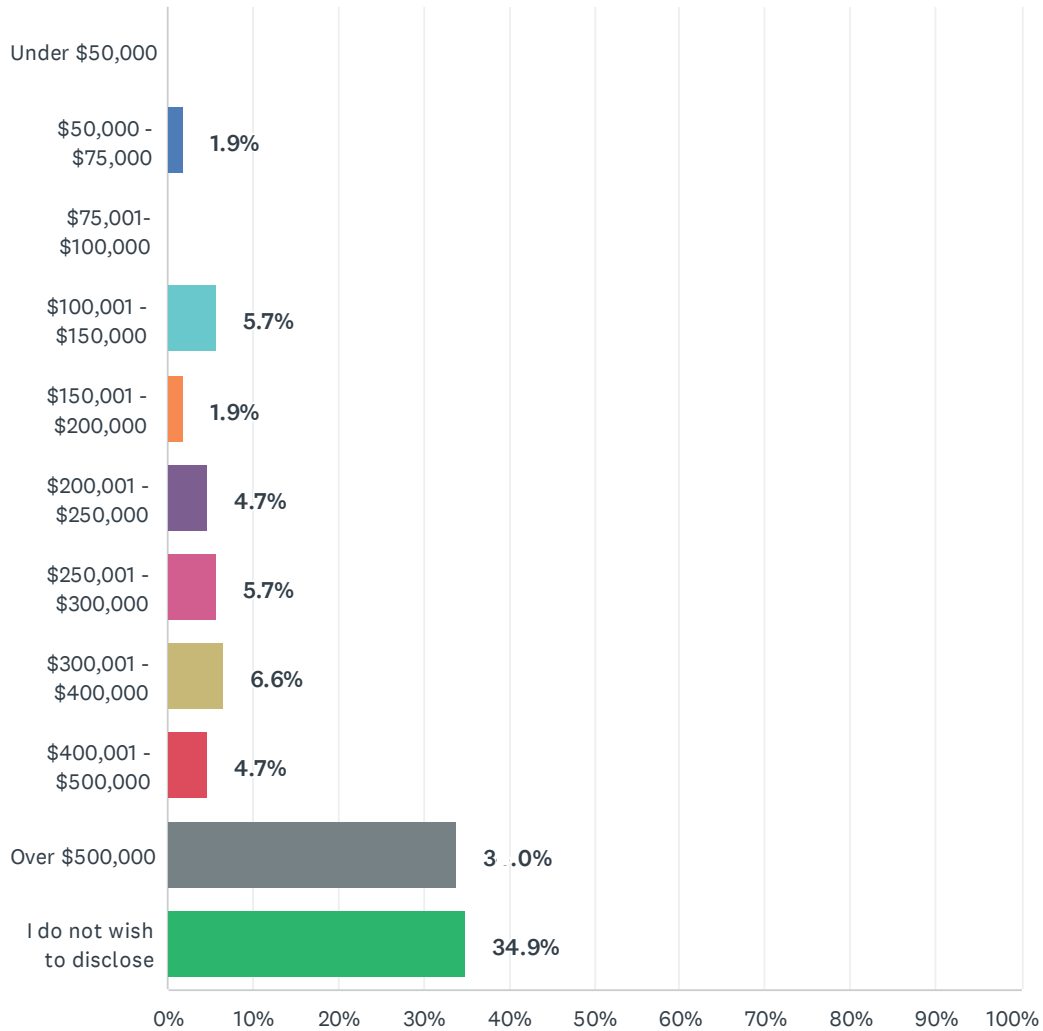
Answered: 106 Skipped: 46



ANSWER CHOICES	RESPONSES	
Agnosticism	4.7%	5
Atheism	6.6%	7
Buddhism	0.9%	1
Christianity	50.0%	53
Hinduism	3.8%	4
Islam	0.9%	1
Judaism	4.7%	5
I do not wish to disclose	25.5%	27
Other (please specify)	2.8%	3
TOTAL		106

Q78 What is your total gross/pretax household income?

Answered: 106 Skipped: 46



Parent Climate Survey 2022

ANSWER CHOICES	RESPONSES	
Under \$50,000	0.0%	0
\$50,000 - \$75,000	1.9%	2
\$75,001- \$100,000	0.0%	0
\$100,001 - \$150,000	5.7%	6
\$150,001 - \$200,000	1.9%	2
\$200,001 - \$250,000	4.7%	5
\$250,001 - \$300,000	5.7%	6
\$300,001 - \$400,000	6.6%	7
\$400,001 - \$500,000	4.7%	5
Over \$500,000	34.0%	36
I do not wish to disclose	34.9%	37
TOTAL		106