

# Einstein Elementary Annual Report – 2021-22

18025 NE 116<sup>th</sup> St., Redmond, WA 98052  
425-936-2540 | [einstein.lwsd.org](http://einstein.lwsd.org)



**Principal:** Robin Imai  
**Associate Principal:**  
**Mascot:** Otter  
**Colors:** Teal Blue, Green, and Silver

**# of students, October 2021:** 475  
**# of teachers:** 37  
**Teachers with at least a Master's Degree:** 56.8%  
**Student regular attendance rate:** 93.5%

## District Mission

*Each student will graduate prepared to lead a rewarding, responsible life as a contributing member of our community and greater society.*

## School Mission

*Every student future ready.*

## School Funding

**District General Fund Budget:** \$501.4 million  
**District Per Pupil Expenditure:** \$16,464.65 per pupil  
**Building Budget for this school:** \$123,518

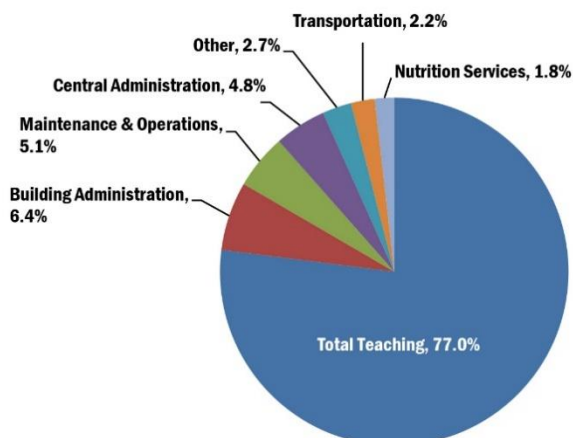
## School Description

Albert Einstein Elementary School is a vibrant and diverse school that meets the needs of its varied population of learners at every level. Our dedicated and experienced staff collaborate and use data to make instructional decisions to ensure students receive learning at the level that is right for each.

Einstein is a unique community with over 38 language groups represented within our student body and families from all socio-economic backgrounds. This diversity provides the unique opportunity to educate students on how to respect, appreciate and celebrate differences and to learn about many cultures. Through common expectations and celebrating successes, students at Einstein learn to value the perspective of others.

## 2021-22 District Expenditures

*Where does the money go?*



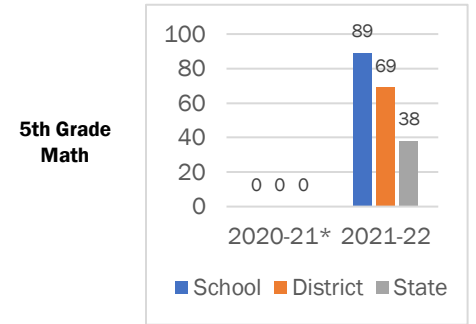
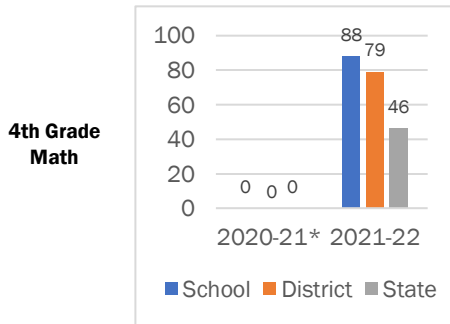
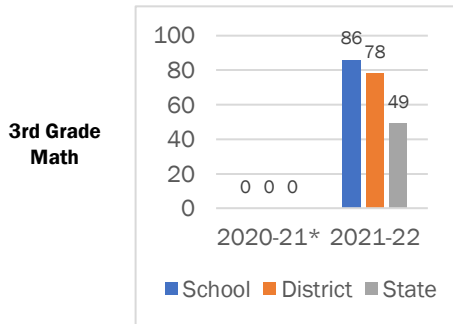
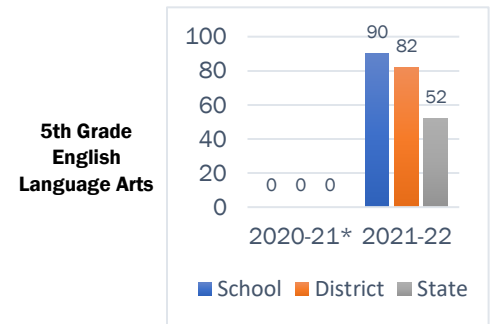
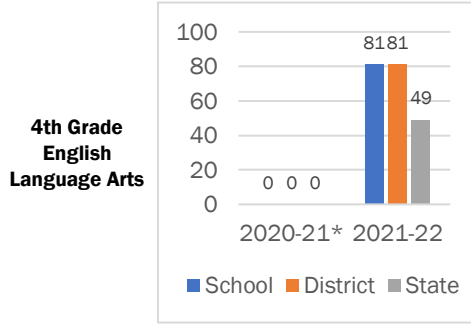
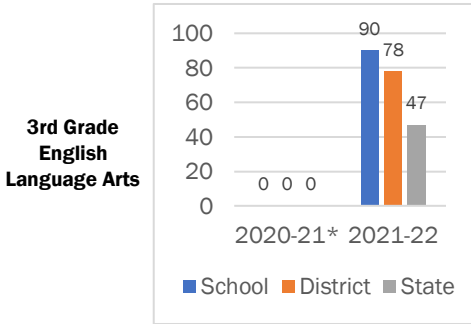
## 2021-22 School Goals

Grade level teams met to determine student growth goals and state test target scores. Staff analyzed last year's assessment data and individual student assessment data to determine assessment goals.

- Grades K-2 Reading: 88% of students at benchmark on end of year DIBELS
- Grades 3-5 English Language Arts: 85% at standard
- Grades 3-5 Math: 75% at standard
- Grade 5 science: 75% at standard
- Achievement gap: 53 % of Hispanic/Latino 3rd graders will meet or exceed standards on the ELA SBA in June of 2019.
- School Effectiveness: 50% of staff members will rate family involvement as high based on the 9 Characteristics Survey.
- Attendance: Last year there were 446.2 absences per month. This year we will decrease the average number of absences per month by 10% to a total of 401.6 average absences per month.
- Discipline: Number of referrals from the playground will decrease from 248 to 211 (15%).

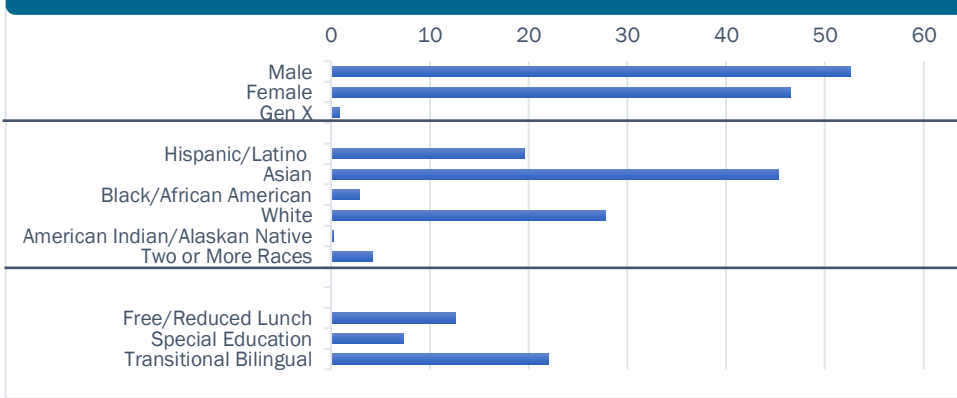
# State Assessment Results

## Smarter Balanced Assessment (SBA)



\*No State Assessments occurred in Spring 2021 due to COVID-19.

## Student Demographics



## School Building

Our school facilities are available for public use by contacting our school office.

### Building Condition Assessment: Fair

The Building Condition Assessment represents an overall permanent building condition assessment. It is conducted by a third party in accordance with the state's Asset Preservation Program.

## Invitation to Participate

One of Lake Washington School District's Strategic Plan Goals is Community Engagement. Families and community members are encouraged to participate in our school. Volunteers are trained and work in a variety of positions. To get involved, call our school office.