
REGION 1, SPECIAL EDUCATION DISTRICT
Granite City, Illinois

ILLINOIS STATE BOARD OF EDUCATION (ISBE 50-35)
FINANCIAL STATEMENTS, SINGLE AUDIT REPORTS AND
INDEPENDENT AUDITORS' REPORTS
AND SUPPLEMENTARY INFORMATION

FOR THE FISCAL YEAR ENDED JUNE 30, 2017

Due to ROE on Friday, October 14th
 Due to ISBE on Tuesday, November 15th
 SD/JA17

ILLINOIS STATE BOARD OF EDUCATION
 School Business Services Division
 100 North First Street, Springfield, Illinois 62777-0001
 217/785-8779

**Illinois School District/Joint Agreement
 Annual Financial Report *
 June 30, 2017**

School District
 Joint Agreement

<p align="center"><u>School District/Joint Agreement Information</u> (See instructions on inside of this page.)</p>		<p align="center"><u>Accounting Basis:</u></p> <p><input checked="" type="checkbox"/> CASH <input type="checkbox"/> ACCRUAL</p>		<p align="center"><u>Certified Public Accountant Information</u></p>	
School District/Joint Agreement Number: 41-057-0090-61				Name of Auditing Firm: Schwalter & Jabouri, P.C.	
County Name: Madison				Name of Audit Manager: James K. Torti, CPA	
Name of School District/Joint Agreement: Region 1, Special Education District				Address: 11878 Gravois Road	
Address: 1947 Adams Street		<p align="center"><u>Filing Status:</u> <u>Submit electronic AFR directly to ISBE</u></p> <p align="center">Click on the Link to Submit: Send ISBE a File</p>		City: St. Louis	State: MO
City: Granite City				Zip Code: 63127	
Email Address: Zack.Suhre@gcsd9.net				Phone Number: 314-849-4999	Fax Number: 314-849-3486
Zip Code:				IL License Number (9 digit): 065-023270	Expiration Date: 9/30/2018
<p align="center"><u>Annual Financial Report</u></p> Type of Auditor's Report Issued: <input type="checkbox"/> Qualified <input type="checkbox"/> Unqualified <input checked="" type="checkbox"/> Adverse <input type="checkbox"/> Disclaimer		<p align="center"><u>Single Audit Status:</u></p> <input checked="" type="checkbox"/> YES <input type="checkbox"/> NO Are Federal expenditures greater than \$750,000? <input checked="" type="checkbox"/> YES <input type="checkbox"/> NO Is all Single Audit Information completed and attached? <input checked="" type="checkbox"/> YES <input type="checkbox"/> NO Were any financial statement or federal award findings issued?		<p align="center">ISBE Use Only</p>	
<input type="checkbox"/> Reviewed by District Superintendent/Administrator		<input type="checkbox"/> Reviewed by Township Treasurer (Cook County only) Name of Township: _____			
District Superintendent/Administrator Name (Type or Print): Jim Greenwald, EdS		Township Treasurer Name (type or print)		Regional Superintendent/Cook ISC Name (Type or Print):	
Email Address: Jim.Greenwald@gcsd9.net		Email Address:		Email Address:	
Telephone: 618-451-5800	Fax Number: 618-451-6135	Telephone:	Fax Number:	Telephone:	Fax Number:
Signature & Date:		Signature & Date:		Signature & Date:	

* This form is based on 23 Illinois Administrative Code 100, Subtitle A, Chapter I, Subchapter C (Part 100).
 ISBE Form SD50-35/JA50-60 (05/17)

This form is based on 23 Illinois Administrative Code, Subtitle A, Chapter I, Subchapter C, Part 100.
 In some instances, use of open account codes (cells) may not be authorized by statute or administrative rule.
 Each school district or joint agreement is responsible for obtaining the concurring legal opinion and/or other supporting authorization/documentation, as necessary, to use the applicable account code (cell).

Table of Contents

	TAB	AFR Page No.
Independent Auditors' Report		AA1 - AA3
Auditor's Questionnaire	Aud Quest	2
Comments Applicable to the Auditor's Questionnaire	Aud Quest	2
Financial Profile Information (Not Included in Report)	FP Info	3
Estimated Financial Profile Summary (Not Included in Report)	Financial Profile	4
Basic Financial Statements		
Statement of Assets and Liabilities Arising from Cash Transactions/Statement of Position	Assets-Liab	5 - 6
Statement of Revenues Received/Revenues, Expenditures Disbursed/Expenditures, Other Sources (Uses) and Changes in Fund Balances (All Funds).....	Acct Summary	7 - 8
Statement of Revenues Received/Revenues (All Funds).....	Revenues	9 - 14
Statement of Expenditures Disbursed/Expenditures, Budget to Actual (All Funds).....	Expenditures	15 - 22
Notes to Financial Statements		AA4 - AA15
Supplementary Schedules		
Schedule of Ad Valorem Tax Receipts (Not Included in Report).....	Tax Sched	24
Schedule of Short-Term Debt/Long-Term Debt.....	Short-Term/Long Term Debt	25
Schedule of Restricted Local Tax Levies and Selected Revenue Sources/ Schedule of Tort Immunity Expenditures (Not Included in Report).....	Rest Tax Levies-Tort Im	26
Statistical Section		
Schedule of Capital Outlay and Depreciation.....	Cap Outlay Deprec	27
Estimated Operating Expenditures Per Pupil and Per Capita Tuition Charge Computation (Not Included in Report).....	PCTC-OEPP	28 - 29
Estimated Indirect Cost Rate Data for Federal Programs (Section I, Section II)	ICR Computation	30
Report on Shared Services or Outsourcing	Shared Outsourced Serv	31
Administrative Cost Worksheet (Not Included in Report)	AC	32
Itemization Schedule (Not Included in Report)	ITEMIZATION	33
Reference Page (Not included in report)	REF	34
Notes, Opinion Letters, etc (Not Included in Report)	Opinion-Notes	35
Deficit Reduction Calculation (Not included in report)	Deficit AFR Sum Calc	36
Single Audit Section		
Annual Federal Financial Compliance Report.....	Single Audit Cover - CAP	37 - 45
Corrective Action Plan for Current Year Audit Findings		46
Independent Auditors' Report on Internal Control Over Financial Reporting and on Compliance and Other Matters Based on an Audit of Financial Statements Performed in Accordance with Government Auditing Standards		
		AA16-AA17
Independent Auditors' Report on Compliance For Each Major Program and on Internal Control Over Compliance Required By the Uniform Guidance		
		AA18-AA20



INDEPENDENT AUDITORS' REPORT

To the Members of the Board of Education
Region 1, Special Education District

We have audited the accompanying financial statements of the Region 1, Special Education District (the "District"), which are as listed in the table of contents as of and for the fiscal year ended June 30, 2017, and the related notes to the financial statements.

Management's Responsibility for the Financial Statements

Management is responsible for the preparation and fair presentation of these financial statements in accordance with the accounting practices prescribed or permitted and the financial reporting provisions prescribed or permitted by the Illinois State Board of Education. Management is also responsible for the design, implementation, and maintenance of internal control relevant to the preparation and fair presentation of financial statements that are free from material misstatement, whether due to fraud or error.

Auditors' Responsibility

Our responsibility is to express an opinion on these financial statements based on our audit. We conducted our audit in accordance with auditing standards generally accepted in the United States of America and the standards applicable to financial audits contained in *Governmental Auditing Standards* issued by the Comptroller General of the United States. Those standards require that we plan and perform the audit to obtain reasonable assurance about whether the financial statements are free from material misstatement.

An audit involves performing procedures to obtain audit evidence about the amounts and disclosures in the financial statements. The procedures selected depend on auditors' judgment, including the assessment of the risks of material misstatement of the financial statements, whether due to fraud or error. In making those risk assessments, the auditor considers internal control relevant to the entity's preparation and fair presentation of the financial statements in order to design audit procedures that are appropriate in the circumstances, but not for the purpose of expressing an opinion on the effectiveness of the entity's internal control. Accordingly, we express no such opinion. An audit also includes evaluating the appropriateness of accounting policies used and the reasonableness of significant accounting estimates made by management, as well as evaluating the overall presentation of the financial statements.

We believe that the audit evidence we have obtained is sufficient and appropriate to provide a basis for our audit opinions.

Basis for Adverse Opinion on U.S. Generally Accepted Accounting Principles

As described in Note 1, the District has prepared these financial statements using accounting practices prescribed or permitted and the financial reporting provisions prescribed or permitted by the Illinois State Board of Education, which is a basis of accounting other than accounting principles generally accepted in the United States of America, to comply with the requirements of the Illinois State Board of Education.

The effects on the financial statements of the variances between the regulatory basis of accounting described in Note 1 and accounting principles generally accepted in the United States of America, although not reasonably determinable, are presumed to be material.

Adverse Opinion on U.S. Generally Accepted Accounting Principles

In our opinion, because of the significance of the matter discussed in the "Basis for Adverse Opinion on U.S. Generally Accepted Accounting Principles" paragraph, the financial statements referred above do not present fairly, in accordance with accounting principles generally accepted in the United States of America, the financial position of the District as of June 30, 2017 or changes in financial position for the fiscal year then ended.

Basis for Modified Opinion on Regulatory Basis of Accounting

The District does not maintain a detailed listing (inventory) of fixed assets, which is required under the regulatory provisions prescribed by the Illinois State Board of Education. Therefore, the amounts included in the general fixed assets account group and the information contained on page 27, have not been audited. In addition, the District has omitted disclosures required by Governmental Accounting Standards Board Statement 45, *Accounting and Financial Reporting for Post-Employment Benefits Other Than Pensions*. The amount by which this disclosure would affect the financial statements is not reasonably determinable.

Modified Opinion on Regulatory Basis of Accounting

In our opinion, except for the effects of the matters discussed in the "Basis for Modified Opinion on Regulatory Basis of Accounting" paragraph, the financial statements referred to above present fairly, in all material respects, the assets and liabilities and fund balances of the District as of June 30, 2017, and its revenues and expenditures, and the changes in financial position thereof for the fiscal year then ended in accordance with the accounting practices prescribed or permitted and the financial reporting provisions prescribed or permitted by the Illinois State Board of Education as described in Note 1.

Other Matters

Other Information

Our audit was conducted for the purpose of forming an opinion on the financial statements that collectively comprise the District's basic financial statements. The information provided on page 2, supplementary schedules on pages 24 and 25, and the statistical section on pages 27 and 30, and the report on shared services on page 31 are presented for the purposes of additional analysis and are not a required part of the basic financial statements.

Such information, except for the report on shared services on page 31, is the responsibility of management and was derived from and relates directly to the underlying accounting and other records used to prepare the basic financial statements. This information, except for the report on shared services, has been subjected to

the auditing procedures applied in the audit of the basic financial statements and certain additional procedures, including comparing and reconciling such information directly to the underlying accounting and other records used to prepare the basic financial statements or to the basic financial statements themselves, and other additional procedures in accordance with auditing standards generally accepted in the United States of America. In our opinion, the information is fairly stated in all material respects in relation to the basic financial statements as a whole.


The information on page 30 is propagated from information in the audited basic financial statements, but we take no responsibility for the accuracy of that calculation.

Our audit was conducted for the purpose of forming an opinion on the financial statements that collectively comprise the District's basic financial statements. The accompanying Schedule of Expenditures of Federal Awards is presented for the purposes of additional analysis as required by Title 2 U.S. *Code of Federal Regulations* (CFR) Part 200, *Uniform Administrative Requirements, Cost Principles, and Audit Requirements for Federal Awards*, and is not a required part of the basic financial statements. Such information is the responsibility of management and was derived from and relates directly to the underlying accounting and other records used to prepare the basic financial statements. The information has been subjected to the auditing procedures applied in the audit of the basic financial statements and certain additional procedures, including comparing and reconciling such information directly to the underlying accounting and other records used to prepare the basic financial statements or to the basic financial statements themselves, and other additional procedures in accordance with auditing standards generally accepted in the United States of America. In our opinion, the information is fairly stated, in all material respects, in relation to the basic financial statements as a whole.

The 2016 comparative information shown in the Schedule of Expenditures of Federal Awards was subjected to auditing procedures applied by us and our report dated October 5, 2016 expressed an unmodified opinion that such information was fairly stated in all material respects in relation to the 2016 financial statements taken as a whole.

Other Reporting Required Under Government Auditing Standards

In accordance with *Government Auditing Standards*, we have also issued our report dated September 20, 2017 on our consideration of the District's internal control over financial reporting and on our tests of its compliance with certain provisions of laws, regulations, contracts, and grant agreements and other matters. The purpose of that report is to describe the scope of our testing of internal control over financial reporting and compliance and the results of that testing and not to provide an opinion on the internal control over financial reporting or on compliance. That report is an integral part of an audit performed in accordance with *Government Auditing Standards* in considering the District's internal control over financial reporting and compliance.


SCHOWALTER & JABOURI, P.C.

St. Louis, Missouri
September 20, 2017

AUDITOR'S QUESTIONNAIRE

INSTRUCTIONS: If your review and testing of State, Local, and Federal Programs revealed any of the following statements to be true, then check the box on the left, and attach the appropriate findings/comments.

PART A - FINDINGS

1. One or more school board members, administrators, certified school business officials, or other qualifying district employees failed to file economic interested statements pursuant to the *Illinois Government Ethics Act*. [5 ILCS 420/4A-101]
2. One or more custodians of funds failed to comply with the bonding requirements pursuant to *Illinois School Code* [105 ILCS 5/8-2;10-20.19;19-6].
3. One or more contracts were executed or purchases made contrary to the provisions of the *Illinois School Code* [105 ILCS 5/10-20.21].
4. One or more violations of the Public Funds Deposit Act or the Public Funds Investment Act were noted [30 ILCS 225/1 et. seq. and 30 ILCS 235/1 et. seq.].
5. Restricted funds were commingled in the accounting records or used for other than the purpose for which they were restricted.
6. One or more short-term loans or short-term debt instruments were executed in non-conformity with the applicable authorizing statute or without statutory Authority.
7. One or more long-term loans or long-term debt instruments were executed in non-conformity with the applicable authorizing statute or without statutory Authority.
8. Corporate Personal Property Replacement Tax monies were deposited and/or used without first satisfying the lien imposed pursuant to the *Illinois State Revenue Sharing Act* [30 ILCS 115/12].
9. One or more interfund loans were made in non-conformity with the applicable authorizing statute or without statutory authorization per *Illinois School Code* [105 ILCS 5/10-22.33, 20-4 and 20-5].
10. One or more interfund loans were outstanding beyond the term provided by statute *Illinois School Code* [105 ILCS 5/10-22.33, 20-4, 20-5].
11. One or more permanent transfers were made in non-conformity with the applicable authorizing statute/regulation or without statutory/regulatory authorization per *Illinois School Code* [105 ILCS 5/17-2A].
12. Substantial, or systematic misclassification of budgetary items such as, but not limited to, revenues, receipts, expenditures, disbursements or expenses were observed.
13. The Chart of Accounts used to define and control budget and accounting records does not conform to the minimum requirements imposed by ISBE rules pursuant to *Illinois School Code* [105 ILCS 5/2-3.27; 2-3.28].
14. At least one of the following forms was filed with ISBE late: The FY16 AFR (ISBE FORM 50-35), FY16 Annual Statement of Affairs (ISBE Form 50-37) and FY17 Budget (ISBE FORM 50-36). Explain in the comments box below in pursuant to *Illinois School Code* [105 ILCS 5/3-15.1; 5/10-17; 5/17-1] .

PART B - FINANCIAL DIFFICULTIES/CERTIFICATION Criteria pursuant to the Illinois School Code [105 ILCS 5/1A-8] .

15. The district has issued tax anticipation warrants or tax anticipation notes in anticipation of a second year's taxes when warrants or notes in anticipation of current year taxes are still outstanding, as authorized by *Illinois School Code* [105 ILCS 5/17-16 or 34-23 through 34-27].
16. The district has issued short-term debt against two future revenue sources, such as, but not limited to, tax anticipation warrants and General State Aid certificates or tax anticipation warrants and revenue anticipation notes.
17. The district has issued school or teacher orders for wages as permitted in *Illinois School Code* [105 ILCS 5/8-16, 32-7.2 and 34-76] or issued funding bonds for this purpose pursuant to *Illinois School Code* [105 ILCS 5/8-6; 32-7.2; 34-76; and 19-8].
18. The district has for two consecutive years shown an excess of expenditures/other uses over revenues/other sources and beginning fund balances on its annual financial report for the aggregate totals of the Educational, Operations & Maintenance, Transportation, and Working Cash Funds.

PART C - OTHER ISSUES

19. Student Activity Funds, Imprest Funds, or other funds maintained by the district were excluded from the audit.
20. Findings, other than those listed in Part A (above), were reported (e.g. student activity fund findings).
21. Federal Stimulus Funds were not maintained and expended in accordance with the American Recovery and Reinvestment Act (ARRA) of 2009. If checked, an explanation must be provided.
22. Check this box if the district is subject to the Property Tax Extension Limitation Law. Effective Date: _____ (Ex: 00/00/0000)
23. If the type of Auditor Report designated on the cover page is other than an unqualified opinion and is due to reason(s) other than solely Cash Basis Accounting, please check and explain the reason(s) in the box below.

Line 23 - An adverse opinion is issued on U.S. Generally Accepted Accounting Principles because the District has prepared these financial statements using accounting practices prescribed or permitted and the financial reporting provisions prescribed or permitted by the Illinois State Board of Education, which is a basis of accounting other than accounting principles generally accepted in the United States of America to comply with the requirements of the Illinois State Board of Education.

A modified opinion is issued on the regulatory basis of accounting because the District does not maintain a detailed listing (inventory) of fixed assets and the fact that the District has omitted disclosures required by Government Accounting Standards Board Statement No. 45, Accounting and Financial Reporting for Post Employment Benefits Other than Pensions.

PART D - EXPLANATION OF ACCOUNTING PRACTICES FOR LATE MANDATED CATEGORICAL PAYMENTS

(For School Districts who report on an Accrual/Modified Accrual Accounting Basis only)

School districts that report on the accrual/modified accrual basis of accounting must identify where late mandated categorical payments (Acct Codes 3100, 3105, 3110, 3500, and 3510) are recorded. Depending on the accounting procedure these amounts will be used to adjust the Direct Receipts/Revenues in calculation 1 and 2 of the Financial Profile Score. In FY2017, identify those late payments recorded as Intergovernmental Receivables, Other Receivables, or Deferred Revenue & Other Current Liabilities or Direct Receipts/Revenue. Payments should only be listed once.

24. Enter the date that the district used to accrue mandated categorical payments

Date:

25. For the listed mandated categorical (Revenue Code (3110, 3500, 3510, 3100, 3105) that were vouchered prior to June 30th, but not released until after year end as reported in ISBE FRIS system, enter the amounts that were accrued in the chart below.

Account Name	3110	3500	3510	3100	3105	Total
Deferred Revenues (490)						
Mandated Categoricals Payments (3110, 3500, 3510, 3100, 3105)						0
Direct Receipts/Revenue						
Mandated Categoricals Payments (3110, 3500, 3510, 3100, 3105)						0
Total						0

* Revenue Code (3110-Sp Ed Personnel, 3510-Sp Ed Transportation, 3500-Regular/Vocational Transportation, 3105-Sp Ed Funding for Children Requiring Services, 3100-Sp Ed Private Facilities)

PART E - QUALIFICATIONS OF AUDITING FIRM

* School District/Joint Agreement entities must verify the qualifications of the auditing firm by requesting the most current peer review report and the corresponding acceptance letter from the approved peer review program for the current peer review.

* A school district/joint agreement who engages with an auditing firm who is not licensed and qualified will be required to complete a new audit by a qualified auditing firm at the school district's/joint agreement's expense.

Comments Applicable to the Auditor's Questionnaire:

Schowalter & Jabouri, P.C.

Name of Audit Firm (print)

The undersigned affirms that this audit was conducted by a qualified auditing firm and in accordance with the applicable standards [23 Illinois Administrative Code Part 100] and the scope of the audit conformed to the requirements of subsection (a) or (b) of 23 Illinois Administrative Code Part 100 Section 110, as applicable.


Signature

09/20/2017
mm/dd/yyyy

BASIC FINANCIAL STATEMENTS
STATEMENT OF ASSETS AND LIABILITIES ARISING FROM CASH TRANSACTIONS
STATEMENT OF POSITION AS OF JUNE 30, 2017

	A	B	C	D	E	F	G	H	I	J	K
1	ASSETS		(10)	(20)	(30)	(40)	(50)	(60)	(70)	(80)	(90)
2	(Enter Whole Dollars)	Acct. #	Educational	Operations & Maintenance	Debt Services	Transportation	Municipal Retirement/Social Security	Capital Projects	Working Cash	Tort	Fire Prevention & Safety
3	CURRENT ASSETS (100)										
4	Cash (Accounts 111 through 115) ¹		116,695								
5	Investments	120									
6	Taxes Receivable	130									
7	Interfund Receivables	140									
8	Intergovernmental Accounts Receivable	150									
9	Other Receivables	160	1,634								
10	Inventory	170									
11	Prepaid Items	180									
12	Other Current Assets (Describe & Itemize)	190									
13	Total Current Assets		118,329	0	0	0	0	0	0	0	0
14	CAPITAL ASSETS (200)										
15	Works of Art & Historical Treasures	210									
16	Land	220									
17	Building & Building Improvements	230									
18	Site Improvements & Infrastructure	240									
19	Capitalized Equipment	250									
20	Construction in Progress	260									
21	Amount Available in Debt Service Funds	340									
22	Amount to be Provided for Payment on Long-Term Debt	350									
23	Total Capital Assets										
24	CURRENT LIABILITIES (400)										
25	Interfund Payables	410									
26	Intergovernmental Accounts Payable	420									
27	Other Payables	430									
28	Contracts Payable	440									
29	Loans Payable	460									
30	Salaries & Benefits Payable	470									
31	Payroll Deductions & Withholdings	480									
32	Deferred Revenues & Other Current Liabilities	490									
33	Due to Activity Fund Organizations	493									
34	Total Current Liabilities		0	0	0	0	0	0	0	0	0
35	LONG-TERM LIABILITIES (500)										
36	Long-Term Debt Payable (General Obligation, Revenue, Other)	511									
37	Total Long-Term Liabilities										
38	Reserved Fund Balance	714									
39	Unreserved Fund Balance	730	118,329								
40	Investment in General Fixed Assets										
41	Total Liabilities and Fund Balance		118,329	0	0	0	0	0	0	0	0

BASIC FINANCIAL STATEMENTS
STATEMENT OF ASSETS AND LIABILITIES ARISING FROM CASH TRANSACTIONS
STATEMENT OF POSITION AS OF JUNE 30, 2017

	A	B	L	M	N
1	ASSETS			Account Groups	
2	(Enter Whole Dollars)	Acct. #	Agency Fund	General Fixed Assets	General Long-Term Debt
3	CURRENT ASSETS (100)				
4	Cash (Accounts 111 through 115) ¹				
5	Investments	120			
6	Taxes Receivable	130			
7	Interfund Receivables	140			
8	Intergovernmental Accounts Receivable	150			
9	Other Receivables	160			
10	Inventory	170			
11	Prepaid Items	180			
12	Other Current Assets (Describe & Itemize)	190			
13	Total Current Assets		0		
14	CAPITAL ASSETS (200)				
15	Works of Art & Historical Treasures	210			
16	Land	220			
17	Building & Building Improvements	230		208,755	
18	Site Improvements & Infrastructure	240			
19	Capitalized Equipment	250		866,174	
20	Construction in Progress	260			
21	Amount Available in Debt Service Funds	340			
22	Amount to be Provided for Payment on Long-Term Debt	350			0
23	Total Capital Assets			1,074,929	0
24	CURRENT LIABILITIES (400)				
25	Interfund Payables	410			
26	Intergovernmental Accounts Payable	420			
27	Other Payables	430			
28	Contracts Payable	440			
29	Loans Payable	460			
30	Salaries & Benefits Payable	470			
31	Payroll Deductions & Withholdings	480			
32	Deferred Revenues & Other Current Liabilities	490			
33	Due to Activity Fund Organizations	493			
34	Total Current Liabilities		0		
35	LONG-TERM LIABILITIES (500)				
36	Long-Term Debt Payable (General Obligation, Revenue, Other)	511			0
37	Total Long-Term Liabilities				0
38	Reserved Fund Balance	714			
39	Unreserved Fund Balance	730			
40	Investment in General Fixed Assets			1,074,929	
41	Total Liabilities and Fund Balance		0	1,074,929	0

BASIC FINANCIAL STATEMENT
STATEMENT OF REVENUES RECEIVED/REVENUES, EXPENDITURES/DISBURSED/EXPENDITURES, OTHER
SOURCES (USES) AND CHANGES IN FUND BALANCE
ALL FUNDS - FOR THE YEAR ENDING JUNE 30, 2017

1	A	B	C	D	E	F	G	H	I	J	K
2	Description (Enter Whole Dollars)	Acct #	(10) Educational	(20) Operations & Maintenance	(30) Debt Services	(40) Transportation	(50) Municipal Retirement/ Social Security	(60) Capital Projects	(70) Working Cash	(80) Tort	(90) Fire Prevention & Safety
3	RECEIPTS/REVENUES										
4	LOCAL SOURCES	1000	836,512	0	0	0	0	0	0	0	0
5	FLOW-THROUGH RECEIPTS/REVENUES FROM ONE DISTRICT TO ANOTHER DISTRICT	2000		0		0	0				
6	STATE SOURCES	3000	2,020,680	0	0	0	0	0	0	0	0
7	FEDERAL SOURCES	4000	69,249	0	0	0	0	0	0	0	0
8	Total Direct Receipts/Revenues		809,748	0	0	0	0	0	0	0	0
9	Receipts/Revenues for "On Behalf" Payments ²	3998	3,736,189	0	0	0	0	0	0	0	0
10	Total Receipts/Revenues		0	0	0	0	0	0	0	0	0
11	DISBURSEMENTS/EXPENDITURES										
12	Instruction	1000	0				0				
13	Support Services	2000	1,519,466	0		0	0	0		0	0
14	Community Services	3000	0	0		0	0				
15	Payments to Other Districts & Governmental Units	4000	2,321,966	0	0	0	0	0			0
16	Debt Service	5000	0	0	0	0	0			0	0
17	Total Direct Disbursements/Expenditures		3,841,432	0	0	0	0	0		0	0
18	Disbursements/Expenditures for "On Behalf" Payments ²	4180	0	0	0	0	0	0		0	0
19	Total Disbursements/Expenditures		3,841,432	0	0	0	0	0		0	0
20	Excess of Direct Receipts/Revenues Over (Under) Direct Disbursements/Expenditures ³		(105,243)	0	0	0	0	0	0	0	0
21	OTHER SOURCES/USES OF FUNDS										
22	OTHER SOURCES OF FUNDS (7000)										
23	PERMANENT TRANSFER FROM VARIOUS FUNDS										
24	Abolishment of the Working Cash Fund ¹²	7110									
25	Abatement of the Working Cash Fund ¹²	7110									
26	Transfer of Working Cash Fund Interest	7120									
27	Transfer Among Funds	7130									
28	Transfer of Interest	7140									
29	Transfer from Capital Project Fund to O&M Fund	7150									
30	Transfer of Excess Fire Prevention & Safety Tax and Interest Proceeds to O&M Fund ⁴	7160									
31	Transfer to Excess Fire Prevention & Safety Bond and Interest Proceeds to Debt Service Fund ⁵	7170									
32	SALE OF BONDS (7200)										
33	Principal on Bonds Sold	7210									
34	Premium on Bonds Sold	7220									
35	Accrued Interest on Bonds Sold	7230									
36	Sale or Compensation for Fixed Assets ⁶	7300									
37	Transfer to Debt Service to Pay Principal on Capital Leases	7400			0						
38	Transfer to Debt Service to Pay Interest on Capital Leases	7500			0						
39	Transfer to Debt Service to Pay Principal on Revenue Bonds	7600			0						
40	Transfer to Debt Service Fund to Pay Interest on Revenue Bonds	7700			0						
41	Transfer to Capital Projects Fund	7800						0			
42	ISBE Loan Proceeds	7900									
43	Other Sources Not Classified Elsewhere	7990									
44	Total Other Sources of Funds		0	0	0	0	0	0	0	0	0
45	OTHER USES OF FUNDS (8000)										

BASIC FINANCIAL STATEMENT
STATEMENT OF REVENUES RECEIVED/REVENUES, EXPENDITURES/DISBURSED/EXPENDITURES, OTHER
SOURCES (USES) AND CHANGES IN FUND BALANCE
ALL FUNDS - FOR THE YEAR ENDING JUNE 30, 2017

1	A	B	C	D	E	F	G	H	I	J	K
2	Description (Enter Whole Dollars)	Acct #	(10) Educational	(20) Operations & Maintenance	(30) Debt Services	(40) Transportation	(50) Municipal Retirement/ Social Security	(60) Capital Projects	(70) Working Cash	(80) Tort	(90) Fire Prevention & Safety
46	PERMANENT TRANSFER TO VARIOUS OTHER FUNDS (\$100)										
47	Abolishment or Abatement of the Working Cash Fund ¹²	8110							0		
48	Transfer of Working Cash Fund Interest ¹²	8120							0		
49	Transfer Among Funds	8130									
50	Transfer of Interest	8140									
51	Transfer from Capital Project Fund to O&M Fund	8150						0			
52	Transfer of Excess Fire Prevention & Safety Tax & Interest Proceeds to O&M Fund ⁴	8160									0
53	Transfer of Excess Fire Prevention & Safety Bond and Interest Proceeds to Debt Service Fund ⁵	8170									0
54	Taxes Pledged to Pay Principal on Capital Leases	8410									
55	Grants/Reimbursements Pledged to Pay Principal on Capital Leases	8420									
56	Other Revenues Pledged to Pay Principal on Capital Leases	8430									
57	Fund Balance Transfers Pledged to Pay Principal on Capital Leases	8440									
58	Taxes Pledged to Pay Interest on Capital Leases	8510									
59	Grants/Reimbursements Pledged to Pay Interest on Capital Leases	8520									
60	Other Revenues Pledged to Pay Interest on Capital Leases	8530									
61	Fund Balance Transfers Pledged to Pay Interest on Capital Leases	8540									
62	Taxes Pledged to Pay Principal on Revenue Bonds	8610									
63	Grants/Reimbursements Pledged to Pay Principal on Revenue Bonds	8620									
64	Other Revenues Pledged to Pay Principal on Revenue Bonds	8630									
65	Fund Balance Transfers Pledged to Pay Principal on Revenue Bonds	8640									
66	Taxes Pledged to Pay Interest on Revenue Bonds	8710									
67	Grants/Reimbursements Pledged to Pay Interest on Revenue Bonds	8720									
68	Other Revenues Pledged to Pay Interest on Revenue Bonds	8730									
69	Fund Balance Transfers Pledged to Pay Interest on Revenue Bonds	8740									
70	Taxes Transferred to Pay for Capital Projects	8810									
71	Grants/Reimbursements Pledged to Pay for Capital Projects	8820									
72	Other Revenues Pledged to Pay for Capital Projects	8830									
73	Fund Balance Transfers Pledged to Pay for Capital Projects	8840									
74	Transfer to Debt Service Fund to Pay Principal on ISBE Loans	8910									
75	Other Uses Not Classified Elsewhere	8990									
76	Total Other Uses of Funds		0	0	0	0	0	0	0	0	0
77	Total Other Sources/Uses of Funds		0	0	0	0	0	0	0	0	0
78	Excess of Receipts/Revenues and Other Sources of Funds (Over/Under) Expenditures/Disbursements and Other Uses of Funds		(105,243)	0	0	0	0	0	0	0	0
79	Fund Balances - July 1, 2016		223,572								
80	Other Changes in Fund Balances - Increases (Decreases) (Describe & Itemize)										
81	Fund Balances - June 30, 2017		118,329	0	0	0	0	0	0	0	0

STATEMENT OF REVENUES RECEIVED/REVENUES
FOR THE YEAR ENDING JUNE 30, 2017

1	A	B	C	D	E	F	G	H	I	J	K
2	Description (Enter Whole Dollars)	Acct #	(10) Educational	(20) Operations & Maintenance	(30) Debt Services	(40) Transportation	(50) Municipal Retirement/ Social Security	(60) Capital Projects	(70) Working Cash	(80) Tort	(90) Fire Prevention & Safety
3	RECEIPTS/REVENUES FROM LOCAL SOURCES (1000)										
4	AD VALOREM TAXES LEVIED BY LOCAL EDUCATION AGENCY	1100									
5	Designated Purposes Levies (1110-1120) ⁷										
6	Leasing Purposes Levy ⁸	1130									
7	Special Education Purposes Levy	1140									
8	FICA/Medicare Only Purposes Levies	1150									
9	Area Vocational Construction Purposes Levy	1160									
10	Summer School Purposes Levy	1170									
11	Other Tax Levies (Describe & Itemize)	1190									
12	Total Ad Valorem Taxes Levied By District		0	0	0	0	0	0	0	0	0
13	PAYMENTS IN LIEU OF TAXES	1200									
14	Mobile Home Privilege Tax	1210									
15	Payments from Local Housing Authorities	1220									
16	Corporate Personal Property Replacement Taxes ⁹	1230									
17	Other Payments in Lieu of Taxes (Describe & Itemize)	1290									
18	Total Payments in Lieu of Taxes		0	0	0	0	0	0	0	0	0
19	TUITION	1300									
20	Regular - Tuition from Pupils or Parents (In State)	1311									
21	Regular - Tuition from Other Districts (In State)	1312									
22	Regular - Tuition from Other Sources (In State)	1313									
23	Regular - Tuition from Other Sources (Out of State)	1314									
24	Summer Sch - Tuition from Pupils or Parents (In State)	1321									
25	Summer Sch - Tuition from Other Districts (In State)	1322									
26	Summer Sch - Tuition from Other Sources (In State)	1323									
27	Summer Sch - Tuition from Other Sources (Out of State)	1324									
28	CTE - Tuition from Pupils or Parents (In State)	1331									
29	CTE - Tuition from Other Districts (In State)	1332									
30	CTE - Tuition from Other Sources (In State)	1333									
31	CTE - Tuition from Other Sources (Out of State)	1334									
32	Special Ed - Tuition from Pupils or Parents (In State)	1341									
33	Special Ed - Tuition from Other Districts (In State)	1342	835,972								
34	Special Ed - Tuition from Other Sources (In State)	1343									
35	Special Ed - Tuition from Other Sources (Out of State)	1344									
36	Adult - Tuition from Pupils or Parents (In State)	1351									
37	Adult - Tuition from Other Districts (In State)	1352									
38	Adult - Tuition from Other Sources (In State)	1353									
39	Adult - Tuition from Other Sources (Out of State)	1354									
40	Total Tuition		835,972								
41	TRANSPORTATION FEES	1400									
42	Regular - Transp Fees from Pupils or Parents (In State)	1411									
43	Regular - Transp Fees from Other Districts (In State)	1412									
44	Regular - Transp Fees from Other Sources (In State)	1413									
45	Regular - Transp Fees from Co-curricular Activities (In State)	1415									
46	Regular Transp Fees from Other Sources (Out of State)	1416									
47	Summer Sch - Transp. Fees from Pupils or Parents (In State)	1421									
48	Summer Sch - Transp. Fees from Other Districts (In State)	1422									
49	Summer Sch - Transp. Fees from Other Sources (In State)	1423									
50	Summer Sch - Transp. Fees from Other Sources (Out of State)	1424									
51	CTE - Transp Fees from Pupils or Parents (In State)	1431									

STATEMENT OF REVENUES RECEIVED/REVENUES
FOR THE YEAR ENDING JUNE 30, 2017

1	A	B	C	D	E	F	G	H	I	J	K
			(10)	(20)	(30)	(40)	(50)	(60)	(70)	(80)	(90)
2	Description (Enter Whole Dollars)	Acct #	Educational	Operations & Maintenance	Debt Services	Transportation	Municipal Retirement/ Social Security	Capital Projects	Working Cash	Tort	Fire Prevention & Safety
52	CTE - Transp Fees from Other Districts (In State)	1432									
53	CTE - Transp Fees from Other Sources (In State)	1433									
54	CTE - Transp Fees from Other Sources (Out of State)	1434									
55	Special Ed - Transp Fees from Pupils or Parents (In State)	1441									
56	Special Ed - Transp Fees from Other Districts (In State)	1442									
57	Special Ed - Transp Fees from Other Sources (In State)	1443									
58	Special Ed - Transp Fees from Other Sources (Out of State)	1444									
59	Adult - Transp Fees from Pupils or Parents (In State)	1451									
60	Adult - Transp Fees from Other Districts (In State)	1452									
61	Adult - Transp Fees from Other Sources (In State)	1453									
62	Adult - Transp Fees from Other Sources (Out of State)	1454									
63	Total Transportation Fees					0					
64	EARNINGS ON INVESTMENTS	1500									
65	Interest on Investments	1510	337								
66	Gain or Loss on Sale of Investments	1520									
67	Total Earnings on Investments		337	0	0	0	0	0	0	0	0
68	FOOD SERVICE	1600									
69	Sales to Pupils - Lunch	1611									
70	Sales to Pupils - Breakfast	1612									
71	Sales to Pupils - A la Carte	1613									
72	Sales to Pupils - Other (Describe & Itemize)	1614									
73	Sales to Adults	1620									
74	Other Food Service (Describe & Itemize)	1690									
75	Total Food Service		0								
76	DISTRICT/SCHOOL ACTIVITY INCOME	1700									
77	Admissions - Athletic	1711									
78	Admissions - Other (Describe & Itemize)	1719									
79	Fees	1720									
80	Book Store Sales	1730									
81	Other District/School Activity Revenue (Describe & Itemize)	1790									
82	Total District/School Activity Income		0	0							
83	TEXTBOOK INCOME	1800									
84	Rentals - Regular Textbooks	1811									
85	Rentals - Summer School Textbooks	1812									
86	Rentals - Adult/Continuing Education Textbooks	1813									
87	Rentals - Other (Describe & Itemize)	1819									
88	Sales - Regular Textbooks	1821									
89	Sales - Summer School Textbooks	1822									
90	Sales - Adult/Continuing Education Textbooks	1823									
91	Sales - Other (Describe & Itemize)	1829									
92	Other (Describe & Itemize)	1890									
93	Total Textbook Income		0								
94	OTHER REVENUE FROM LOCAL SOURCES	1900									
95	Rentals	1910									
96	Contributions and Donations from Private Sources	1920									
97	Impact Fees from Municipal or County Governments	1930									
98	Services Provided Other Districts	1940									
99	Refund of Prior Years' Expenditures	1950									
100	Payments of Surplus Moneys from TIF Districts	1960									
101	Drivers' Education Fees	1970									
102	Proceeds from Vendors' Contracts	1980									

STATEMENT OF REVENUES RECEIVED/REVENUES
FOR THE YEAR ENDING JUNE 30, 2017

1	A	B	C	D	E	F	G	H	I	J	K
2	Description (Enter Whole Dollars)	Acct #	(10) Educational	(20) Operations & Maintenance	(30) Debt Services	(40) Transportation	(50) Municipal Retirement/ Social Security	(60) Capital Projects	(70) Working Cash	(80) Tort	(90) Fire Prevention & Safety
103	School Facility Occupation Tax Proceeds	1983									
104	Payment from Other Districts	1991									
105	Sale of Vocational Projects	1992									
106	Other Local Fees (Describe & Itemize)	1993									
107	Other Local Revenues (Describe & Itemize)	1999	203								
108	Total Other Revenue from Local Sources		203	0	0	0	0	0	0	0	0
109	Total Receipts/Revenues from Local Sources	1000	836,512	0	0	0	0	0	0	0	0
110	FLOW-THROUGH RECEIPTS/REVENUES FROM ONE DISTRICT TO ANOTHER DISTRICT (2000)										
111	Flow-through Revenue from State Sources	2100									
112	Flow-through Revenue from Federal Sources	2200	2,020,680								
113	Other Flow-Through (Describe & Itemize)	2300									
114	Total Flow-Through Receipts/Revenues from One District to Another District	2000	2,020,680	0		0	0				
115	RECEIPTS/REVENUES FROM STATE SOURCES (3000)										
116	UNRESTRICTED GRANTS-IN-AID (3001-3099)										
117	General State Aid- Sec. 18-8.05	3001									
118	General State Aid - Hold Harmless/Supplemental	3002									
119	Reorganization Incentives (Accounts 3005-3021)	3005									
120	Other Unrestricted Grants-In-Aid from State Sources (Describe & Itemize)	3099									
121	Total Unrestricted Grants-In-Aid		0	0	0	0	0	0		0	0
122	RESTRICTED GRANTS-IN-AID (3100 - 3900)										
123	SPECIAL EDUCATION										
124	Special Education - Private Facility Tuition	3100									
125	Special Education - Funding for Children Requiring Sp ED Services	3105									
126	Special Education - Personnel	3110	69,249								
127	Special Education - Orphanage - Individual	3120									
128	Special Education - Orphanage - Summer Individual	3130									
129	Special Education - Summer School	3145									
130	Special Education - Other (Describe & Itemize)	3199									
131	Total Special Education		69,249	0		0					
132	CAREER AND TECHNICAL EDUCATION (CTE)										
133	CTE - Technical Education - Tech Prep	3200									
134	CTE - Secondary Program Improvement (CTEI)	3220									
135	CTE - WECEP	3225									
136	CTE - Agriculture Education	3235									
137	CTE - Instructor Practicum	3240									
138	CTE - Student Organizations	3270									
139	CTE - Other (Describe & Itemize)	3299									
140	Total Career and Technical Education		0	0			0				
141	BILINGUAL EDUCATION										
142	Bilingual Ed - Downstate - TPI and TBE	3305									
143	Bilingual Education Downstate - Transitional Bilingual Education	3310									
144	Total Bilingual Ed		0				0				

STATEMENT OF REVENUES RECEIVED/REVENUES
FOR THE YEAR ENDING JUNE 30, 2017

1	A	B	C	D	E	F	G	H	I	J	K
2	Description (Enter Whole Dollars)	Acct #	(10) Educational	(20) Operations & Maintenance	(30) Debt Services	(40) Transportation	(50) Municipal Retirement/ Social Security	(60) Capital Projects	(70) Working Cash	(80) Tort	(90) Fire Prevention & Safety
145	State Free Lunch & Breakfast	3360									
146	School Breakfast Initiative	3365									
147	Driver Education	3370									
148	Adult Ed (from ICCB)	3410									
149	Adult Ed - Other (Describe & Itemize)	3499									
150	TRANSPORTATION										
151	Transportation - Regular and Vocational	3500									
152	Transportation - Special Education	3510									
153	Transportation - Other (Describe & Itemize)	3599									
154	Total Transportation		0	0		0	0				
155	Learning Improvement - Change Grants	3610									
156	Scientific Literacy	3660									
157	Truant Alternative/Optional Education	3695									
158	Early Childhood - Block Grant	3705									
159	Reading Improvement Block Grant	3715									
160	Reading Improvement Block Grant - Reading Recovery	3720									
161	Continued Reading Improvement Block Grant	3725									
162	Continued Reading Improvement Block Grant (2% Set Aside)	3726									
163	Chicago General Education Block Grant	3766									
164	Chicago Educational Services Block Grant	3767									
165	School Safety & Educational Improvement Block Grant	3775									
166	Technology - Technology for Success	3780									
167	State Charter Schools	3815									
168	Extended Learning Opportunities - Summer Bridges	3825									
169	Infrastructure Improvements - Planning/Construction	3920									
170	School Infrastructure - Maintenance Projects	3925									
171	Other Restricted Revenue from State Sources (Describe & Itemize)	3999									
172	Total Restricted Grants-In-Aid		69,249	0	0	0	0	0	0	0	0
173	Total Receipts from State Sources	3000	69,249	0	0	0	0	0	0	0	0
174	RECEIPTS/REVENUES FROM FEDERAL SOURCES (4000)										
175	UNRESTRICTED GRANTS-IN-AID RECEIVED DIRECTLY FROM FEDERAL GOVT (4001-4009)										
176	Federal Impact Aid	4001									
177	Other Unrestricted Grants-In-Aid Received Directly from the Fed Govt (Describe & Itemize)	4009									
178	Total Unrestricted Grants-In-Aid Received Directly from the Federal Govt		0	0	0	0	0	0	0	0	0
179	RESTRICTED GRANTS-IN-AID RECEIVED DIRECTLY FROM FEDERAL GOVT (4045-4090)										
180	Head Start	4045									
181	Construction (Impact Aid)	4050									
182	MAGNET	4060									
183	Other Restricted Grants-In-Aid Received Directly from the Federal Govt (Describe & Itemize)	4090									
184	Total Restricted Grants-In-Aid Received Directly from Federal Govt		0	0		0	0	0			0
185	RESTRICTED GRANTS-IN-AID RECEIVED FROM FEDERAL GOVT THRU THE STATE (4100-4999)										
186	TITLE VI										
187	Title VI - Innovation and Flexibility Formula	4100									
188	Title VI - District Projects	4105									

STATEMENT OF REVENUES RECEIVED/REVENUES
FOR THE YEAR ENDING JUNE 30, 2017

1	A	B	C	D	E	F	G	H	I	J	K
2	Description (Enter Whole Dollars)	Acct #	(10) Educational	(20) Operations & Maintenance	(30) Debt Services	(40) Transportation	(50) Municipal Retirement/ Social Security	(60) Capital Projects	(70) Working Cash	(80) Tort	(90) Fire Prevention & Safety
189	Title VI - Rural Education Initiative (REI)	4107									
190	Title VI - Other (Describe & Itemize)	4199									
191	Total Title VI		0	0		0	0				
192	FOOD SERVICE										
193	Breakfast Start-Up Expansion	4200									
194	National School Lunch Program	4210									
195	Special Milk Program	4215									
196	School Breakfast Program	4220									
197	Summer Food Service Program	4225									
198	Child Adult Care Food Program	4226									
199	Fresh Fruits & Vegetables	4240									
200	Food Service - Other (Describe & Itemize)	4299									
201	Total Food Service		0				0				
202	TITLE I										
203	Title I - Low Income	4300									
204	Title I - Low Income - Neglected, Private	4305									
205	Title I - Comprehensive School Reform	4332									
206	Title I - Reading First	4334									
207	Title I - Even Start	4335									
208	Title I - Reading First SEA Funds	4337									
209	Title I - Migrant Education	4340									
210	Title I - Other (Describe & Itemize)	4399									
211	Total Title I		0	0		0	0				
212	TITLE IV										
213	Title IV - Safe & Drug Free Schools - Formula	4400									
214	Title IV - 21st Century Comm Learning Centers	4421									
215	Title IV - Other (Describe & Itemize)	4499									
216	Total Title IV		0	0		0	0				
217	FEDERAL - SPECIAL EDUCATION										
218	Fed - Spec Education - Preschool Flow-Through	4600	453								
219	Fed - Spec Education - Preschool Discretionary	4605									
220	Fed - Spec Education - IDEA - Flow Through	4620	531,375								
221	Fed - Spec Education - IDEA - Room & Board	4625									
222	Fed - Spec Education - IDEA - Discretionary	4630									
223	Fed - Spec Education - IDEA - Other (Describe & Itemize)	4699									
224	Total Federal - Special Education		531,828	0		0	0				
225	CTE - PERKINS										
226	CTE - Perkins - Title III E - Tech Prep	4770									
227	CTE - Other (Describe & Itemize)	4799									
228	Total CTE - Perkins		0	0			0				
229	Federal - Adult Education	4810									
230	ARRA - General State Aid - Education Stabilization	4850									
231	ARRA - Title I - Low Income	4851									
232	ARRA - Title I - Neglected, Private	4852									
233	ARRA - Title I - Delinquent, Private	4853									
234	ARRA - Title I - School Improvement (Part A)	4854									
235	ARRA - Title I - School Improvement (Section 1003g)	4855									
236	ARRA - IDEA - Part B - Preschool	4856									
237	ARRA - IDEA - Part B - Flow-Through	4857									
238	ARRA - Title IID - Technology-Formula	4860									
239	ARRA - Title IID - Technology-Competitive	4861									
240	ARRA - McKinney - Vento Homeless Education	4862									

**STATEMENT OF REVENUES RECEIVED/REVENUES
FOR THE YEAR ENDING JUNE 30, 2017**

1	A	B	C	D	E	F	G	H	I	J	K
2	Description (Enter Whole Dollars)	Acct #	(10) Educational	(20) Operations & Maintenance	(30) Debt Services	(40) Transportation	(50) Municipal Retirement/ Social Security	(60) Capital Projects	(70) Working Cash	(80) Tort	(90) Fire Prevention & Safety
241	ARRA - Child Nutrition Equipment Assistance	4863									
242	Impact Aid Formula Grants	4864									
243	Impact Aid Competitive Grants	4865									
244	Qualified Zone Academy Bond Tax Credits	4866									
245	Qualified School Construction Bond Credits	4867									
246	Build America Bond Tax Credits	4868									
247	Build America Bond Interest Reimbursement	4869									
248	ARRA - General State Aid - Other Govt Services Stabilization	4870									
249	Other ARRA Funds - II	4871									
250	Other ARRA Funds - III	4872									
251	Other ARRA Funds - IV	4873									
252	Other ARRA Funds - V	4874									
253	ARRA - Early Childhood	4875									
254	Other ARRA Funds VII	4876									
255	Other ARRA Funds VIII	4877									
256	Other ARRA Funds IX	4878									
257	Other ARRA Funds X	4879									
258	Other ARRA Funds Ed Job Fund Program	4880									
259	Total Stimulus Programs		0	0	0	0	0	0		0	0
260	Race to the Top Program	4901									
261	Race to the Top - Preschool Expansion Grant	4902									
262	Advanced Placement Fee/International Baccalaureate	4904									
263	Title III - Immigrant Education Program (IEP)	4905									
264	Title III - Language Inst Program - Limited Eng (LIPLEP)	4909									
265	Learn & Serve America	4910									
266	McKinney Education for Homeless Children	4920									
267	Title II - Eisenhower Professional Development Formula	4930									
268	Title II - Teacher Quality	4932									
269	Federal Charter Schools	4960									
270	Medicaid Matching Funds - Administrative Outreach	4991	45,777								
271	Medicaid Matching Funds - Fee-for-Service Program	4992	232,143								
272	Other Restricted Revenue from Federal Sources (Describe & Itemize)	4999									
273	Total Restricted Grants-In-Aid Received from the Federal Govt Thru the State		809,748	0	0	0	0	0		0	0
274	Total Receipts/Revenues from Federal Sources	4000	809,748	0	0	0	0	0	0	0	0
275	Total Direct Receipts/Revenues		3,736,189	0	0	0	0	0	0	0	0

**STATEMENT OF EXPENDITURES DISBURSED/EXPENDITURES, BUDGET TO ACTUAL
FOR THE YEAR ENDING JUNE 30, 2017**

	A	B	C	D	E	F	G	H	I	J	K	L
1	Description (Enter Whole Dollars)	Funct #	(100)	(200)	(300)	(400)	(500)	(600)	(700)	(800)	(900)	Budget
2			Salaries	Employee Benefits	Purchased Services	Supplies & Materials	Capital Outlay	Other Objects	Non-Capitalized Equipment	Termination Benefits	Total	
3	10 - EDUCATIONAL FUND (ED)											
4	INSTRUCTION (ED)	1000										
5	Regular Programs	1100									0	
6	Tuition Payment to Charter Schools	1115									0	
7	Pre-K Programs	1125									0	
8	Special Education Programs (Functions 1200-1220)	1200									0	45,000
9	Special Education Programs Pre-K	1225									0	
10	Remedial and Supplemental Programs K-12	1250									0	
11	Remedial and Supplemental Programs Pre-K	1275									0	
12	Adult/Continuing Education Programs	1300									0	
13	CTE Programs	1400									0	
14	Interscholastic Programs	1500									0	
15	Summer School Programs	1600									0	
16	Gifted Programs	1650									0	
17	Driver's Education Programs	1700									0	
18	Bilingual Programs	1800									0	
19	Truant Alternative & Optional Programs	1900									0	
20	Pre-K Programs - Private Tuition	1910									0	
21	Regular K-12 Programs - Private Tuition	1911									0	
22	Special Education Programs K-12 - Private Tuition	1912									0	
23	Special Education Programs Pre-K - Tuition	1913									0	
24	Remedial/Supplemental Programs K-12 - Private Tuition	1914									0	
25	Remedial/Supplemental Programs Pre-K - Private Tuition	1915									0	
26	Adult/Continuing Education Programs - Private Tuition	1916									0	
27	CTE Programs - Private Tuition	1917									0	
28	Interscholastic Programs - Private Tuition	1918									0	
29	Summer School Programs - Private Tuition	1919									0	
30	Gifted Programs - Private Tuition	1920									0	
31	Bilingual Programs - Private Tuition	1921									0	
32	Truants Alternative/Optional Ed Progrms - Private Tuition	1922									0	
33	Total Instruction ¹⁰	1000	0	0	0	0	0	0	0	0	0	45,000
34	SUPPORT SERVICES (ED)	2000										
35	SUPPORT SERVICES - PUPILS											
36	Attendance & Social Work Services	2110									0	
37	Guidance Services	2120	99,009	27,214	1,320	1,820			1,837		131,200	131,762
38	Health Services	2130	233,581	48,398	92,852	8,321			2,263		385,415	431,351
39	Psychological Services	2140	359,100	83,739	3,194	6,564			910		453,507	496,056
40	Speech Pathology & Audiology Services	2150			2,570						2,570	10,600
41	Other Support Services - Pupils (Describe & Itemize)	2190									0	
42	Total Support Services - Pupils	2100	691,690	159,351	99,936	16,705	0	0	5,010	0	972,692	1,069,769
43	SUPPORT SERVICES - INSTRUCTIONAL STAFF											
44	Improvement of Instruction Services	2210	27,438	7,555	24,035	5,682		390			65,100	140,431
45	Educational Media Services	2220									0	
46	Assessment & Testing	2230									0	
47	Total Support Services - Instructional Staff	2200	27,438	7,555	24,035	5,682	0	390	0	0	65,100	140,431
48	SUPPORT SERVICES - GENERAL ADMINISTRATION											
49	Board of Education Services	2310			2,000						2,000	10,630
50	Executive Administration Services	2320									0	
51	Special Area Administration Services	2330	329,273	71,188	9,829	7,035			5,865		423,190	481,479
52	Tort Immunity Services	2360 - 2370									0	
53	Total Support Services - General Administration	2300	329,273	71,188	11,829	7,035	0	0	5,865	0	425,190	492,109

**STATEMENT OF EXPENDITURES DISBURSED/EXPENDITURES, BUDGET TO ACTUAL
FOR THE YEAR ENDING JUNE 30, 2017**

	A	B	C	D	E	F	G	H	I	J	K	L
1	Description	Funct #	(100)	(200)	(300)	(400)	(500)	(600)	(700)	(800)	(900)	Budget
2	(Enter Whole Dollars)		Salaries	Employee Benefits	Purchased Services	Supplies & Materials	Capital Outlay	Other Objects	Non-Capitalized Equipment	Termination Benefits	Total	
54	SUPPORT SERVICES - SCHOOL ADMINISTRATION											
55	Office of the Principal Services	2410									0	
56	Other Support Services - School Admin (Describe & Itemize)	2490									0	
57	Total Support Services - School Administration	2400	0	0	0	0	0	0	0	0	0	0
58	SUPPORT SERVICES - BUSINESS											
59	Direction of Business Support Services	2510									0	
60	Fiscal Services	2520									0	
61	Operation & Maintenance of Plant Services	2540	12,966		1,173	27,613					41,752	64,572
62	Pupil Transportation Services	2550									0	
63	Food Services	2560									0	
64	Internal Services	2570									0	
65	Total Support Services - Business	2500	12,966	0	1,173	27,613	0	0	0	0	41,752	64,572
66	SUPPORT SERVICES - CENTRAL											
67	Direction of Central Support Services	2610									0	
68	Planning, Research, Development, & Evaluation Services	2620									0	
69	Information Services	2630									0	
70	Staff Services	2640									0	
71	Data Processing Services	2660			14,732						14,732	
72	Total Support Services - Central	2600	0	0	14,732	0	0	0	0	0	14,732	0
73	Other Support Services (Describe & Itemize)	2900									0	
74	Total Support Services	2000	1,061,367	238,094	151,705	57,035	0	390	10,875	0	1,519,466	1,766,881
75	COMMUNITY SERVICES (ED)	3000									0	
76	PAYMENTS TO OTHER DISTRICTS & GOVT UNITS (ED)	4000										
77	PAYMENTS TO OTHER GOVT UNITS (IN-STATE)											
78	Payments for Regular Programs	4110									0	
79	Payments for Special Education Programs	4120			95,417			2,226,549			2,321,966	2,282,202
80	Payments for Adult/Continuing Education Programs	4130									0	
81	Payments for CTE Programs	4140									0	
82	Payments for Community College Programs	4170									0	
83	Other Payments to In-State Govt. Units (Describe & Itemize)	4190									0	3,000
84	Total Payments to Other Govt Units (In-State)	4100			95,417			2,226,549			2,321,966	2,285,202
85	Payments for Regular Programs - Tuition	4210									0	
86	Payments for Special Education Programs - Tuition	4220									0	
87	Payments for Adult/Continuing Education Programs - Tuition	4230									0	
88	Payments for CTE Programs - Tuition	4240									0	
89	Payments for Community College Programs - Tuition	4270									0	
90	Payments for Other Programs - Tuition	4280									0	
91	Other Payments to In-State Govt Units	4290									0	
92	Total Payments to Other Govt Units -Tuition (In State)	4200						0			0	0
93	Payments for Regular Programs - Transfers	4310									0	
94	Payments for Special Education Programs - Transfers	4320									0	
95	Payments for Adult/Continuing Ed Programs-Transfers	4330									0	

**STATEMENT OF EXPENDITURES DISBURSED/EXPENDITURES, BUDGET TO ACTUAL
FOR THE YEAR ENDING JUNE 30, 2017**

	A	B	C	D	E	F	G	H	I	J	K	L
	Description	Funct #	(100) Salaries	(200) Employee Benefits	(300) Purchased Services	(400) Supplies & Materials	(500) Capital Outlay	(600) Other Objects	(700) Non-Capitalized Equipment	(800) Termination Benefits	(900) Total	Budget
1	(Enter Whole Dollars)											
96	Payments for CTE Programs - Transfers	4340									0	
97	Payments for Community College Program - Transfers	4370									0	
98	Payments for Other Programs - Transfers	4380									0	
99	Other Payments to In-State Govt Units - Transfers	4390									0	
100	Total Payments to Other Govt Units -Transfers (In-State)	4300			0			0			0	0
101	Payments to Other Govt Units (Out-of-State)	4400									0	
102	Total Payments to Other Govt Units	4000			95,417			2,226,549			2,321,966	2,285,202
103	DEBT SERVICES (ED)	5000										
104	DEBT SERVICES - INTEREST ON SHORT-TERM DEBT											
105	Tax Anticipation Warrants	5110									0	
106	Tax Anticipation Notes	5120									0	
107	Corporate Personal Prop. Repl. Tax Anticipation Notes	5130									0	
108	State Aid Anticipation Certificates	5140									0	
109	Other Interest on Short-Term Debt	5150									0	
110	Total Interest on Short-Term Debt	5100						0			0	0
111	Debt Services - Interest on Long-Term Debt	5200									0	
112	Total Debt Services	5000						0			0	0
113	PROVISIONS FOR CONTINGENCIES (ED)	6000										
114	Total Direct Disbursements/Expenditures		1,061,367	238,094	247,122	57,035	0	2,226,939	10,875	0	3,841,432	4,097,083
115	Excess (Deficiency) of Receipts/Revenues Over Disbursements/Expenditures										(105,243)	
116												
117	20 - OPERATIONS & MAINTENANCE FUND (O&M)											
118	SUPPORT SERVICES (O&M)	2000										
119	SUPPORT SERVICES - PUPILS											
120	Other Support Services - Pupils (Describe & Itemize)	2190									0	
121	SUPPORT SERVICES - BUSINESS											
122	Direction of Business Support Services	2510									0	
123	Facilities Acquisition & Construction Services	2530									0	
124	Operation & Maintenance of Plant Services	2540									0	
125	Pupil Transportation Services	2550									0	
126	Food Services	2560									0	
127	Total Support Services - Business	2500	0	0	0	0	0	0	0	0	0	0
128	Other Support Services (Describe & Itemize)	2900									0	
129	Total Support Services	2000	0	0	0	0	0	0	0	0	0	0
130	COMMUNITY SERVICES (O&M)	3000										
131	PAYMENTS TO OTHER DIST & GOVT UNITS (O&M)	4000										
132	PAYMENTS TO OTHER GOVT UNITS (IN-STATE)											
133	Payments for Special Education Programs	4120									0	
134	Payments for CTE Programs	4140									0	
135	Other Payments to In-State Govt. Units (Describe & Itemize)	4190									0	
136	Total Payments to Other Govt. Units (In-State)	4100			0			0			0	0
137	Payments to Other Govt. Units (Out of State)	4400									0	
138	Total Payments to Other Govt Units	4000			0			0			0	0
139	DEBT SERVICES (O&M)	5000										
140	DEBT SERVICES - INTEREST ON SHORT-TERM DEBT											
141	Tax Anticipation Warrants	5110									0	
142	Tax Anticipation Notes	5120									0	

**STATEMENT OF EXPENDITURES DISBURSED/EXPENDITURES, BUDGET TO ACTUAL
FOR THE YEAR ENDING JUNE 30, 2017**

1	A	B	C	D	E	F	G	H	I	J	K	L
2	Description (Enter Whole Dollars)	Funct #	(100) Salaries	(200) Employee Benefits	(300) Purchased Services	(400) Supplies & Materials	(500) Capital Outlay	(600) Other Objects	(700) Non-Capitalized Equipment	(800) Termination Benefits	(900) Total	Budget
143	Corporate Personal Prop. Repl. Tax Anticipation Notes	5130									0	
144	State Aid Anticipation Certificates	5140									0	
145	Other Interest on Short-Term Debt (Describe & Itemize)	5150									0	
146	Total Debt Service - Interest on Short-Term Debt	5100						0			0	0
147	DEBT SERVICE - INTERST ON LONG-TERM DEBT	5200									0	
148	Total Debt Services	5000						0			0	0
149	PROVISIONS FOR CONTINGENCIES (O&M)	6000										
150	Total Direct Disbursements/Expenditures		0	0	0	0	0	0	0	0	0	0
151	Excess (Deficiency) of Receipts/Revenues/Over Disbursements/										0	
152												
153	30 - DEBT SERVICES (DS)											
154	PAYMENTS TO OTHER DIST & GOVT UNITS (DS)	4000									0	
155	DEBT SERVICES (DS)	5000										
156	DEBT SERVICES - INTEREST ON SHORT-TERM DEBT											
157	Tax Anticipation Warrants	5110									0	
158	Tax Anticipation Notes	5120									0	
159	Corporate Personal Prop. Repl. Tax Anticipation Notes	5130									0	
160	State Aid Anticipation Certificates	5140									0	
161	Other Interest on Short-Term Debt (Describe & Itemize)	5150									0	
162	Total Debt Services - Interest On Short-Term Debt	5100						0			0	0
163	DEBT SERVICES - INTEREST ON LONG-TERM DEBT	5200									0	
164	DEBT SERVICES - PAYMENTS OF PRINCIPAL ON LONG-TERM DEBT (Lease/Purchase Principal Retired) ¹¹	5300									0	
165	DEBT SERVICES - OTHER (Describe & Itemize)	5400									0	
166	Total Debt Services	5000			0			0			0	0
167	PROVISION FOR CONTINGENCIES (DS)	6000										
168	Total Disbursements/ Expenditures				0			0			0	0
169	Excess (Deficiency) of Receipts/Revenues Over Disbursements/Expenditures										0	
170												
171	40 - TRANSPORTATION FUND (TR)											
172	SUPPORT SERVICES (TR)											
173	SUPPORT SERVICES - PUPILS											
174	Other Support Services - Pupils (Describe & Itemize)	2190									0	
175	SUPPORT SERVICES - BUSINESS											
176	Pupil Transportation Services	2550									0	
177	Other Support Services (Describe & Itemize)	2900									0	
178	Total Support Services	2000	0	0	0	0	0	0	0	0	0	0
179	COMMUNITY SERVICES (TR)	3000									0	
180	PAYMENTS TO OTHER DIST & GOVT UNITS (TR)	4000										
181	PAYMENTS TO OTHER GOVT UNITS (IN-STATE)											
182	Payments for Regular Programs	4110									0	
183	Payments for Special Education Programs	4120									0	
184	Payments for Adult/Continuing Education Programs	4130									0	
185	Payments for CTE Programs	4140									0	
186	Payments for Community College Programs	4170									0	
187	Other Payments to In-State Govt. Units (Describe & Itemize)	4190									0	
188	Total Payments to Other Govt. Units (In-State)	4100			0			0			0	0

STATEMENT OF EXPENDITURES DISBURSED/EXPENDITURES, BUDGET TO ACTUAL
FOR THE YEAR ENDING JUNE 30, 2017

	A	B	C	D	E	F	G	H	I	J	K	L
	Description	Funct #	(100) Salaries	(200) Employee Benefits	(300) Purchased Services	(400) Supplies & Materials	(500) Capital Outlay	(600) Other Objects	(700) Non-Capitalized Equipment	(800) Termination Benefits	(900) Total	Budget
189	PAYMENTS TO OTHER GOVT UNITS (OUT-OF-STATE)	4400									0	
190	Total Payments to Other Govt Units	4000			0			0			0	0
191	DEBT SERVICES (TR)	5000										
192	DEBT SERVICE - INTEREST ON SHORT-TERM DEBT											
193	Tax Anticipation Warrants	5110									0	
194	Tax Anticipation Notes	5120									0	
195	Corporate Personal Prop. Repl. Tax Anticipation Notes	5130									0	
196	State Aid Anticipation Certificates	5140									0	
197	Other Interest on Short-Term Debt (Describe & Itemize)	5150									0	
198	Total Debt Services - Interest On Short-Term Debt	5100						0			0	0
199	DEBT SERVICES - INTEREST ON LONG-TERM DEBT	5200									0	
	DEBT SERVICE - PAYMENTS OF PRINCIPAL ON LONG-TERM	5300										
200	DEBT (Lease/Purchase Principal Retired) ¹¹										0	
201	DEBT SERVICES - OTHER (Describe & Itemize)	5400									0	
202	Total Debt Services	5000						0			0	0
203	PROVISION FOR CONTINGENCIES (TR)	6000										
204	Total Disbursements/ Expenditures		0	0	0	0	0	0	0	0	0	0
	Excess (Deficiency) of Receipts/Revenues Over Disbursements/Expenditures										0	
205												
206												
	50 - MUNICIPAL RETIREMENT/SOCIAL SECURITY FUND (MR/SS)											
207												
208	INSTRUCTION (MR/SS)	1000										
209	Regular Programs	1100									0	
210	Pre-K Programs	1125									0	
211	Special Education Programs (Functions 1200-1220)	1200									0	
212	Special Education Programs - Pre-K	1225									0	
213	Remedial and Supplemental Programs - K-12	1250									0	
214	Remedial and Supplemental Programs - Pre-K	1275									0	
215	Adult/Continuing Education Programs	1300									0	
216	CTE Programs	1400									0	
217	Interscholastic Programs	1500									0	
218	Summer School Programs	1600									0	
219	Gifted Programs	1650									0	
220	Driver's Education Programs	1700									0	
221	Bilingual Programs	1800									0	
222	Truants' Alternative & Optional Programs	1900									0	
223	Total Instruction	1000		0							0	0
224	SUPPORT SERVICES (MR/SS)	2000										
225	SUPPORT SERVICES - PUPILS											
226	Attendance & Social Work Services	2110									0	
227	Guidance Services	2120									0	
228	Health Services	2130									0	
229	Psychological Services	2140									0	
230	Speech Pathology & Audiology Services	2150									0	
231	Other Support Services - Pupils (Describe & Itemize)	2190									0	
232	Total Support Services - Pupils	2100		0							0	0
233	SUPPORT SERVICES - INSTRUCTIONAL STAFF											
234	Improvement of Instruction Services	2210									0	
235	Educational Media Services	2220									0	
236	Assessment & Testing	2230									0	
237	Total Support Services - Instructional Staff	2200		0							0	0

**STATEMENT OF EXPENDITURES DISBURSED/EXPENDITURES, BUDGET TO ACTUAL
FOR THE YEAR ENDING JUNE 30, 2017**

1	A	B	C	D	E	F	G	H	I	J	K	L
2	Description (Enter Whole Dollars)	Funct #	(100) Salaries	(200) Employee Benefits	(300) Purchased Services	(400) Supplies & Materials	(500) Capital Outlay	(600) Other Objects	(700) Non-Capitalized Equipment	(800) Termination Benefits	(900) Total	Budget
238	SUPPORT SERVICES - GENERAL ADMINISTRATION											
239	Board of Education Services	2310									0	
240	Executive Administration Services	2320									0	
241	Service Area Administrative Services	2330									0	
242	Claims Paid from Self Insurance Fund	2361									0	
243	Workers' Compensation or Workers' Occupation Disease Acts Payments	2362									0	
244	Unemployment Insurance Payments	2363									0	
245	Insurance Payments (Regular or Self-Insurance)	2364									0	
246	Risk Management and Claims Services Payments	2365									0	
247	Judgment and Settlements	2366									0	
248	Educational, Inspectional, Supervisory Services Related to Loss Prevention or Reduction	2367									0	
249	Reciprocal Insurance Payments	2368									0	
250	Legal Services	2369									0	
251	Total Support Services - General Administration	2300		0							0	0
252	SUPPORT SERVICES - SCHOOL ADMINISTRATION											
253	Office of the Principal Services	2410									0	
254	Other Support Services - School Administration (Describe & Itemize)	2490									0	
255	Total Support Services - School Administration	2400		0							0	0
256	SUPPORT SERVICES - BUSINESS											
257	Direction of Business Support Services	2510									0	
258	Fiscal Services	2520									0	
259	Facilities Acquisition & Construction Services	2530									0	
260	Operation & Maintenance of Plant Services	2540									0	
261	Pupil Transportation Services	2550									0	
262	Food Services	2560									0	
263	Internal Services	2570									0	
264	Total Support Services - Business	2500		0							0	0
265	SUPPORT SERVICES - CENTRAL											
266	Direction of Central Support Services	2610									0	
267	Planning, Research, Development, & Evaluation Services	2620									0	
268	Information Services	2630									0	
269	Staff Services	2640									0	
270	Data Processing Services	2660									0	
271	Total Support Services - Central	2600		0							0	0
272	Other Support Services (Describe & Itemize)	2900									0	
273	Total Support Services	2000		0							0	0
274	COMMUNITY SERVICES (MR/SS)	3000									0	
275	PAYMENTS TO OTHER DIST & GOVT UNITS (MR/SS)	4000										
276	Payments for Special Education Programs	4120									0	
277	Payments for CTE Programs	4140									0	
278	Total Payments to Other Govt Units	4000		0							0	0
279	DEBT SERVICES (MR/SS)	5000										
280	DEBT SERVICE - INTEREST ON SHORT-TERM DEBT											
281	Tax Anticipation Warrants	5110									0	
282	Tax Anticipation Notes	5120									0	
283	Corporate Personal Prop. Repl. Tax Anticipation Notes	5130									0	

**STATEMENT OF EXPENDITURES DISBURSED/EXPENDITURES, BUDGET TO ACTUAL
FOR THE YEAR ENDING JUNE 30, 2017**

1	A	B	C	D	E	F	G	H	I	J	K	L
2	Description (Enter Whole Dollars)	Funct #	(100) Salaries	(200) Employee Benefits	(300) Purchased Services	(400) Supplies & Materials	(500) Capital Outlay	(600) Other Objects	(700) Non-Capitalized Equipment	(800) Termination Benefits	(900) Total	Budget
284	State Aid Anticipation Certificates	5140									0	
285	Other (Describe & Itemize)	5150									0	
286	Total Debt Services - Interest	5000						0			0	0
287	PROVISION FOR CONTINGENCIES (MR/SS)	6000										
288	Total Disbursements/Expenditures			0				0			0	0
289	Excess (Deficiency) of Receipts/Revenues Over Disbursements/Expenditures										0	
290												
291	60 - CAPITAL PROJECTS (CP)											
292	SUPPORT SERVICES (CP)	2000										
293	SUPPORT SERVICES - BUSINESS											
294	Facilities Acquisition and Construction Services	2530									0	
295	Other Support Services (Describe & Itemize)	2900									0	
296	Total Support Services	2000	0	0	0	0	0	0	0	0	0	0
297	PAYMENTS TO OTHER DIST & GOVT UNITS (CP)	4000										
298	PAYMENTS TO OTHER GOVT UNITS (In-State)											
299	Payments to Other Govt Units (In-State)	4100									0	
300	Payments for Special Education Programs	4120									0	
301	Payments for CTE Programs	4140									0	
302	Other Payments to In-State Govt. Units (Describe & Itemize)	4190									0	
303	Total Payments to Other Govt Units	4000			0			0			0	0
304	PROVISION FOR CONTINGENCIES (S&C/I)	6000										
305	Total Disbursements/ Expenditures		0	0	0	0	0	0	0	0	0	0
306	Excess (Deficiency) of Receipts/Revenues Over Disbursements/Expenditures										0	
307												
308	70 - WORKING CASH (WC)											
309												
310	80 - TORT FUND (TF)											
311	SUPPORT SERVICES - GENERAL ADMINISTRATION											
312	Claims Paid from Self Insurance Fund	2361									0	
313	Workers' Compensation or Workers' Occupation Disease Acts Payments	2362									0	
314	Unemployment Insurance Payments	2363									0	
315	Insurance Payments (Regular or Self-Insurance)	2364									0	
316	Risk Management and Claims Services Payments	2365									0	
317	Judgment and Settlements	2366									0	
318	Educational, Inspectional, Supervisory Services Related to Loss Prevention or Reduction	2367									0	
319	Reciprocal Insurance Payments	2368									0	
320	Legal Services	2369									0	
321	Property Insurance (Buildings & Grounds)	2371									0	
322	Vehicle Insurance (Transportation)	2372									0	
323	Total Support Services - General Administration	2000	0	0	0	0	0	0	0	0	0	0
324	DEBT SERVICES (TF)	5000										
325	DEBT SERVICES - INTEREST ON SHORT-TERM DEBT											
326	Tax Anticipation Warrants	5110									0	
327	Corporate Personal Prop. Repl. Tax Anticipation Notes	5130									0	

STATEMENT OF EXPENDITURES DISBURSED/EXPENDITURES, BUDGET TO ACTUAL
FOR THE YEAR ENDING JUNE 30, 2017

1	A	B	C	D	E	F	G	H	I	J	K	L
2	Description (Enter Whole Dollars)	Funct #	(100) Salaries	(200) Employee Benefits	(300) Purchased Services	(400) Supplies & Materials	(500) Capital Outlay	(600) Other Objects	(700) Non-Capitalized Equipment	(800) Termination Benefits	(900) Total	Budget
328	Other Interest or Short-Term Debt	5150									0	
329	Total Debt Services - Interest on Short-Term Debt	5000						0			0	0
330	PROVISIONS FOR CONTINGENCIES (TF)	6000										
331	Total Disbursements/Expenditures		0	0	0	0	0	0	0	0	0	0
332	Excess (Deficiency) of Receipts/Revenues Over Disbursements/Expenditures										0	
334	90 - FIRE PREVENTION & SAFETY FUND (FP&S)											
335	SUPPORT SERVICES (FP&S)	2000										
336	SUPPORT SERVICES - BUSINESS											
337	Facilities Acquisition & Construction Services	2530									0	
338	Operation & Maintenance of Plant Services	2540									0	
339	Total Support Services - Business	2500	0	0	0	0	0	0	0	0	0	0
340	Other Support Services (Describe & Itemize)	2900									0	
341	Total Support Services	2000	0	0	0	0	0	0	0	0	0	0
342	PAYMENTS TO OTHER DIST & GOVT UNITS (FP&S)	4000										
343	Other Payments to In-State Govt. Units (Describe & Itemize)	4190									0	
344	Total Payments to Other Govt Units	4000						0			0	0
345	DEBT SERVICES (FP&S)	5000										
346	DEBT SERVICES- INTEREST ON SHORT-TERM DEBT											
347	Tax Anticipation Warrants	5110									0	
348	Other Interest on Short-Term Debt (Describe & Itemize)	5150									0	
349	Total Debt Service - Interest on Short-Term Debt	5100						0			0	0
350	DEBT SERVICES - INTEREST ON LONG-TERM DEBT	5200									0	
351	Debt Service - Payments of Principal on Long-Term Debt ¹⁵ (Lease/Purchase Principal Retired)	5300									0	
352	Total Debt Service	5000						0			0	0
353	PROVISION FOR CONTINGENCIES (FP&S)	6000										
354	Total Disbursements/Expenditures		0	0	0	0	0	0	0	0	0	0
355	Excess (Deficiency) of Receipts/Revenues Over Disbursements/Expenditures										0	

REGION 1, SPECIAL EDUCATION DISTRICT

**NOTES TO FINANCIAL STATEMENTS
JUNE 30, 2017**

1. SUMMARY OF SIGNIFICANT ACCOUNTING POLICIES

The accounting policies of the Region 1, Special Education District (the "District") conform to the regulatory provisions prescribed by the Illinois State Board of Education ("ISBE"). Set forth below are descriptions of the significant accounting policies followed by the District for financial reporting purposes.

- A. Reporting Entity - The District's financial statements include all funds, account groups and organizations over which the District officials exercise oversight responsibility.

Oversight responsibility includes such aspects as appointment of governing body members, budget review, approval of property tax levies, outstanding debt secured by the District's full faith and credit or revenues, and responsibility for funding deficits and others.

Accordingly, the District is not included in the financial statements of the Granite City Community Unit School District No. 9 ("GCSD") which is responsible for the administration of the District. In the opinion of management, the fund and account group included in the financial statements represents all appropriate organizations based upon application of these criterion.

- B. Basis of Accounting, Measurement Focus - Basis of accounting refers to when transactions or events are recognized in the accounts, how they are valued or measured, and how they are presented and disclosed in the financial statements. The District prepares the financial statements on the regulatory basis of accounting prescribed by ISBE, which practices differ from accounting principles generally accepted in the United States of America. The regulatory based financial statements are intended to assure effective legislative and public oversight of school district financing and spending activities of accountable Illinois school districts. The District's regulatory based financial statements are issued using the ISBE Annual Financial Report Forms which consist of individual fund statements including a statement of assets, liabilities and fund balances and a statement of revenues, expenditures and changes in fund balances for governmental funds. The regulatory based financial statements also include a statement of assets and liabilities for the account groups and fiduciary funds. This regulated presentation and disclosure differs from the presentation and disclosure of government-wide financial statements and fund financial statements as provided in accounting principles generally accepted in the United States of America. In the financial statements, transactions or events are recognized in the accounts at the time of cash inflow or cash outflow. For example, revenues are recorded when received rather than when susceptible to accrual, and expenditures are recorded when paid rather than when the fund liability is incurred. The modifications to the pure cash basis of accounting are comprised of recording investment purchases as assets when they arise from cash transactions. All accounts are measured based on the value of the cash inflow or outflow at the time of the transaction or event, and are not adjusted to fair value. Accordingly, the accompanying financial statements are not intended to present the financial position or results of operations in accordance with accounting principles generally accepted in the United States of America.

REGION 1, SPECIAL EDUCATION DISTRICT

Notes to Financial Statements (Continued)

- C. Fund Accounting - The accounts of the District are organized on the basis of a legally established fund and account groups as defined by ISBE, each of which is considered a separate accounting entity.

The financial position and results of operations of the fund, and amounts related to the general fixed assets account and general long-term debt account groups, are accounted for in separate sets of self-balancing accounts which comprise its assets, fund equity, revenues received and expenditures paid.

The District maintains funds and account groups as required by the State of Illinois. These funds are grouped as required for reports filed with ISBE and differ from accounting principles generally accepted in the United States of America. District resources are allocated to and accounted for in individual funds based upon the purposes for which they are to be spent and the means by which spending activities are controlled. The District's fund and account groups are as follows:

- Governmental Fund Type - Educational Fund - Established to account for all financial resources and expenditures of the District, including the direct costs of instruction, health, attendance and all costs of administration.
- Account Groups - Account groups are used to establish accounting control and accountability for the District's general long-term fixed assets and general long-term debt. Account groups are not 'funds.' They are concerned only with the measurement of financial position, not with the measurement of the results of operations. The District's account group is listed below:

General Fixed Assets - Fixed assets are accounted for at cost. Fixed assets used in governmental fund type operations (general fixed assets) are reported as fund expenditures in the Educational Fund in the year of acquisition. Depreciation is not provided on general fixed assets. However, depreciation and accumulated depreciation is computed for ISBE reporting based on methods and lives prescribed by ISBE. The District does not maintain a detail listing (inventory) of fixed assets and thus the amounts reported in the general fixed assets account group are not audited.

- D. Budgetary Practices - An annual budget is prepared on the modified cash basis of accounting, which is the same basis that is used for financial reporting. The budget is adopted by the Board of Education at the beginning of each fiscal year, as required by the Illinois School Code. The District Director is authorized to make transfers up to 10% between line items within a fund; however, any revisions that alter the total expenditures must be approved by the Board of Education. Budgeted amounts included in the accompanying financial statements reflect amounts adopted by the Board on August 23, 2016. There were no amendments to the original budget that was adopted.
- E. Vacation and Sick Pay - Vacation and sick pay benefits are provided for all full-time active employees. Generally, vacation pay does not accumulate if not used in the year earned, with the exception of five (5) days that can be carried over to the subsequent year. An employee can accrue a total of up to thirty (30) days, depending on longevity, which are payable upon termination. Sick pay benefits for a maximum of 340 accumulated days for certified teachers

REGION 1, SPECIAL EDUCATION DISTRICT

Notes to Financial Statements (Continued)

and 240 accumulated days for non-certified employees and secretaries. Certified employees are given a TRS credit for up to the first 340 accumulated days. Any residual days are then paid to the employee at one-half the substitute rate. Non-certified employees can vest and receive payment of up to \$15,000 for a maximum of 70% of their accumulated days. The payment is based on the employee's contracted daily rate. Any residual days are sent to the Illinois Municipal Retirement Fund ("IRMF") for a service credit.

F. General Fixed Assets - Amounts expended for acquisition or improvement of land, buildings, equipment, furniture, vehicles and capital construction projects are recorded as expenditures for capital outlay in the educational fund when made. All such assets are capitalized as assets in the general fixed assets account group at cost. No depreciation is provided on these assets. ISBE requires calculation of yearly depreciation for use in the statistical section of the annual financial report. The District does not maintain a detailed listing (inventory) of fixed assets, thus the general fixed assets account group is not audited.

G. Fund Balance Reporting - According to *Government Accounting Standards*, fund balances are to be classified into five major classifications; Nonspendable Fund Balance, Restricted Fund Balance, Committed Fund Balance, Assigned Fund Balance, and Unassigned Fund Balance. The Regulatory Model, followed by the District, only reports Reserved and Unreserved Fund Balances. Below are definitions of the differences and a reconciliation of how these balances are reported.

Nonspendable - Consists of amounts that cannot be spent because they are either not in spendable form or are legally or contractually required to be maintained intact. The District has no Nonspendable fund balance as of June 30, 2017.

Restricted - Consists of fund balances that are legally restricted by external parties or by law through constitutional provisions or enabling legislation. The District has no Restricted fund balance as of June 30, 2017.

Committed - Consists of fund balances that can only be used for specific purposes pursuant to constraints imposed by formal action by the District's Board of Education, the District's highest level of decision-making authority. This District has no Committed fund balances as of June 30, 2017.

Assigned - Consists of fund balances that are intended to be used for specific purposes but are neither restricted nor committed. Intent is expressed by the District's Board of Education or the Superintendent or their designee. The District has no Assigned fund balances as of June 30, 2017.

Unassigned - Consists of fund balances that do not meet the definition of "nonspendable", "restricted", "committed" or "assigned" and are available for appropriation in future periods.

Regulatory - Fund Balance Definitions

Reserved Fund Balances are those balances that are reserved for a specified purpose, other than the regular purpose of any given fund. Unreserved Fund Balances are all balances that are not reserved for a specific purpose other than the specified purpose of a fund.

REGION 1, SPECIAL EDUCATION DISTRICT

Notes to Financial Statements (Continued)

Reconciliation of Fund Balance Definitions

The first five columns of the following table represent Fund Balance Reporting according to generally accepted accounting principles. The last two columns represent Fund Balance Reporting under the regulatory basis of accounting utilized in preparation of the financial statements.

Fund	Generally Accepted Accounting Principles					Regulatory Basis	
	Non-Spendable	Restricted	Committed	Assigned	Unassigned	Financial Statements - Reserved	Financial Statements - Unreserved
Educational	\$ -	\$ -	\$ -	\$ -	\$ 131,295	\$ -	\$ 131,295

Unless specifically identified, expenditures act to reduce restricted balances first, then committed balances, next assigned balances, and finally unassigned balances. Expenditures for a specifically identified purpose will act to reduce the specific classification of fund balance that is identified.

2. CASH AND INVESTMENTS

Various restrictions on deposits and investments are imposed by state statutes. These restrictions are summarized below.

- a. Deposits - Deposits (including certificates of deposit) at any one financial institution may not exceed 75% of the net worth of the institution, and all institutions must furnish the School Board with required financial statements.
- b. Investments - The District may invest in any type of security allowed by Illinois law (Public Funds Investment Act of the State of Illinois: 30ILCS235/I, et. seq. as amended). These investments include bonds, commercial paper and other securities of the United States, short-term discount obligations of the Federal National Mortgage Association, shares and securities issuable by Savings and Loan Associations, Public Treasurer’s Investment Pools and certificates of deposit from qualified banks.

The deposits held at June 30, 2017, and reported at cost, are as follows:

Type	Cost
Deposits:	
Demand deposits	\$ 116,695
Total Deposits	\$ 116,695

REGION 1, SPECIAL EDUCATION DISTRICT

Notes to Financial Statements (Continued)

Custodial Credit Risk - Deposits

For a deposit, custodial credit risk is the risk that in the event of a bank failure, the government's deposits may not be returned to it. It is the District's policy to require that all amounts deposited with financial institutions in excess of any insurance limit shall be collateralized by: (1) securities eligible for District investment or any other high-quality, interest-bearing security rated at least AA/Aa by one or more standard rating services to include Standard & Poor's, Moody's, or Fitch, (2) mortgages, (3) letters of credit issued by a Federal Home Loan Bank, or (4) loans covered by a State Guaranty under the Illinois Farm Development Act. The market value of the pledged securities shall equal or exceed the portion of the deposit requiring collateralization. In addition, the preferred method for safekeeping is to have securities registered in the District's name and held by a third party custodian. At June 30, 2017, none of the District's bank balance of \$113,454 was exposed to custodial credit risk at year end.

Custodial Credit Risk - Investments

Investment securities are exposed to custodial credit risk if the securities are uninsured, are not registered in the name of the government, and are held by the party who sold the security to the District or its agent but not in the government's name. The District's preferred method for safekeeping is to have the securities registered in the District's name and held by a third-party custodian. The District has no investments as of June 30, 2017.

Investment Interest Rate Risk

Investment interest rate risk is the risk that the market value of securities in the portfolio will fall due to changes in general interest rates. Structuring the investments portfolio so that securities mature to meet cash requirements for ongoing operations may avoid the need to sell securities on the open market prior to maturity. Investing operating funds primarily in shorter-term securities can also reduce this risk. The District's investment policy does not specifically address interest rate risk. The District has no investments as of June 30, 2017.

Concentration of Investment Credit Risk

Concentration of credit risk is required to be disclosed by the District for any single investment that represents 5% or more of total investments (excluding investments issued by or explicitly guaranteed by the US Government, investments in mutual funds, investments in external investment pools and investments in other pooled investments). The District's investment policy does not specifically address concentration of investment credit risk. The District has no investments as of June 30, 2017.

REGION 1, SPECIAL EDUCATION DISTRICT

Notes to Financial Statements (Continued)

3. GENERAL FIXED ASSETS (UNAUDITED)

The District does not maintain a detail listing (inventory) of fixed assets, thus the information in the general fixed asset account group has not been audited. A summary of the changes in general fixed asset (unaudited) based on group totals is as follows:

	Balance July 1, 2016	Additions/ Transfers	Disposals/ Transfers	Balance June 30, 2017
<u>Cost</u>				
Equipment	\$ 855,298	\$ 10,876	\$ -	\$ 866,174
Building and building improvements	208,755	-	-	208,755
Total Cost	\$ 1,064,053	\$ 10,876	\$ -	\$ 1,074,929
<u>Accumulated Depreciation</u>				
Equipment	\$ 807,589	\$ 21,543	\$ -	\$ 829,132
Building and building improvements	57,408	10,438	-	67,846
Total Accumulated Depreciation	\$ 864,997	\$ 31,981	\$ -	\$ 896,978

4. RETIREMENT FUND COMMITMENTS

Illinois Municipal Retirement

Plan Description

The District's defined benefit pension plan for regular employees provides retirement and disability benefits, post retirement increases, and death benefits to plan members and beneficiaries. The District's plan is managed by the Illinois Municipal Retirement Fund (IMRF), the administrator of a multi-employer public pension fund. A summary of IMRF's pension benefits is provided in the paragraphs that follow. Details of all benefits are available from IMRF. Benefit provisions are established by statute and may only be changed by the General Assembly of the State of Illinois. IMRF issues a publicly available Comprehensive Annual Financial Report that includes financial statements, detailed information about the pension plan's fiduciary net position, and required supplementary information. That report is available for download at www.imrf.org.

Funding Policy and Contributions

As set by statute, the Regular plan members are required to contribute 4.50 percent of their annual covered salary. The statute requires employers to contribute the amount necessary, in addition to member contributions, to finance the retirement coverage of its own employees. The employer annual required contribution rate for calendar years 2017 and 2016 was 13.05 percent and 13.51 percent of annual covered payroll, respectively. The employer also contributes for disability benefits, death benefits and supplemental retirement benefits, all of which are pooled at the IMRF level.

REGION 1, SPECIAL EDUCATION DISTRICT

Notes to Financial Statements (Continued)

Contribution rates for disability and death benefits are set by the IMRF Board of Trustees, while the supplemental retirement benefits rate is set by statute.

Benefits Provided

IMRF provides two tiers of pension benefits. Employees hired prior to January 1, 2011 are eligible for Tier 1 benefits. For Tier 1 employees, pension benefits vest after eight years of qualifying service credit. Participating members who retire at age 55 (at reduced benefits) or after age 60 (at full benefits) with eight years of service are entitled to an annual retirement benefit, payable monthly for life, in an amount equal to 1-2/3 percent of the final rate of earnings for the first 15 years of service credit, plus 2 percent for each year of service credit after 15 years to a maximum of 75 percent of their final rate of earnings. Final Rate of Earnings is the highest total earnings during any 48 consecutive months within the last 10 years of service, divided by 48. Under Tier 1, the pension is increased by 3 percent of the original amount on January 1 every year after retirement.

Employees hired on or after January 1, 2011 are eligible for Tier 2 benefits. For Tier 2 employees, pension benefits vest after ten years of service. Participating employees who retire at age 62 (at reduced benefits) or after age 67 (at full benefits) with ten years of credited service are entitled to an annual retirement benefit, payable monthly for life, in an amount equal to 1-2/3 percent of the final rate of earnings for the first 15 years of service credit plus, 2 percent for each year of service credit after 15 years to a maximum of 75 percent of their final rate of earnings. Final Rate of Earnings is the highest total earnings during any 96 consecutive months within the last 10 years of IMRF service, divided by 96. Under Tier 2, the pension is increased by the lesser of 3 percent of the original pension amount or 1/2 of the increase in the consumer price index of the original amount on January 1 every year after retirement upon reaching age 67.

For purposes of pension plan administration, the IMRF has grouped the participating employees of the District with those of GCSD.

For the fiscal year ended June 30, 2017, the District's and GCSD's contributions were \$1,131,967.

Teachers' Retirement System of the State of Illinois

Plan Description

The District participates in the Teachers' Retirement System of the State of Illinois (TRS). TRS is a cost-sharing multiple-employer defined benefit pension plan that was created by the Illinois legislature for the benefit of Illinois public school teachers employed outside the city of Chicago. TRS members include all active nonannuitants who are employed by a TRS-covered employer to provide services for which teacher licensure is required. The Illinois Pension Code outlines the benefit provisions of TRS, and amendments to the plan can be made only by legislative action with the Governor's approval. The TRS Board of Trustees is responsible for the system's administration.

For purposes of pension plan administration, TRS has grouped the participating employees of the District with those of GCSD.

REGION 1, SPECIAL EDUCATION DISTRICT

Notes to Financial Statements (Continued)

Benefits Provided

TRS provides retirement, disability, and death benefits. Tier I members have TRS or reciprocal system service prior to January 1, 2011. Tier I members qualify for retirement benefits at age 62 with five years of service, at age 60 with 10 years, or age 55 with 20 years. The benefit is determined by the average of the four highest years of creditable earnings within the last 10 years of creditable service and the percentage of average salary to which the member is entitled. Most members retire under a formula that provides 2.2 percent of final average salary up to a maximum of 75 percent with 34 years of service. Disability and death benefits are also provided.

Tier II members qualify for retirement benefits at age 67 with 10 years of service, or a discounted annuity can be paid at age 62 with 10 years of service. Creditable earnings for retirement purposes are capped and the final average salary is based on the highest consecutive eight years of creditable service rather than the last four. Disability provisions for Tier II are identical to those of Tier I. Death benefits are payable under a formula that is different from Tier I.

Essentially all Tier I retirees receive an annual 3 percent increase in the current retirement benefit beginning January 1 following the attainment of age 61 or on January 1 following the member's first anniversary in retirement, whichever is later. Tier II annual increases will be the lesser of three percent of the original benefit or one-half percent of the rate of inflation beginning January 1 following attainment of age 67 or on January 1 following the member's first anniversary in retirement, whichever is later.

Contributions

The State of Illinois maintains the primary responsibility for funding TRS. The Illinois Pension Code, as amended by Public Act 88-0593 and subsequent acts, provides that for years 2010 through 2045, the minimum contribution to the System for each fiscal year shall be an amount determined to be sufficient to bring the total assets of the System up to 90 percent of the total actuarial liabilities of the System by the end of the fiscal year 2045.

Contributions from active members and TRS contributing employers are also required by the Illinois Pension Code. The contribution rates are specified in the pension code. The active member contribution rate for the year ended June 30, 2017, was 9.0 percent of creditable earnings. On July 1, 2016, the rate dropped from 9.4 to 9.0 percent due to the expiration of the Early Retirement Option (ERO). The member contribution, which may be paid on behalf of employees by the employer, is submitted to TRS by the employer.

- **On-behalf contributions to TRS.** The State of Illinois makes employer pension contributions on behalf of the District and GCSD. For the fiscal year ended June 30, 2017, State of Illinois contributions were based on the state's proportionate share of the collective net pension liability associated with employer, or approximately \$22,156,297. The District and GCSD did not recognize this amount as revenue or expense in the financial statements for the pension contribution that the State of Illinois paid directly to TRS.

REGION 1, SPECIAL EDUCATION DISTRICT

Notes to Financial Statements (Continued)

- **2.2 formula contributions.** Employers contribute 0.58 percent of total creditable earnings for the 2.2 formula change. This rate is specified by statute. Contributions for the year ended June 30, 2017 were approximately \$165,600.
- **Federal and special trust fund contributions.** When TRS members are paid from federal and special trust funds administered by the District and GCSD, there is a statutory requirement for the District and GCSD to pay an employer pension contribution from those funds. Under a policy adopted by the TRS Board of Trustees that has been in effect since the fiscal year ended June 30, 2006, employer contributions for employees paid from federal and special trust funds will be the same as the state contribution rate to TRS. Public Act 98-0674 now requires the two rates to be the same.

For the year ended June 30, 2017, the employer pension contribution was 38.54 percent of salaries paid from federal and special trust funds. For the year ended June 30, 2017, salaries totaling approximately \$1,388,300 were paid from federal and special trust funds that required employer contributions of approximately \$535,100.

- **Employer retirement cost contributions.** The District and GCSD are also required to make one-time employer contributions to TRS for members retiring under the Early Retirement Option ("ERO"). The payments vary depending on the member's age and salary. The maximum employer ERO contribution under the program that ended on June 30, 2016 is 146.5 percent and applies when the member is age 55 at retirement. For the year ended June 30, 2017, the District and GCSD were not required to make a payment to TRS for employer ERO contributions for retirements that occurred before July 1, 2016.

The employer is also required to make a one-time contribution to TRS for member granted salary increases over 6 percent if those salaries are used to calculate a retiree's final average salary. A one-time contribution is also required for members granted sick leave days in excess of the normal annual allotment if those days are used as TRS service credit. For the year ended June 30, 2017, the employer paid approximately \$2,300 to TRS for employer contributions due on salary increases in excess of 6 percent. The District was not required to make a payment for sick leave days granted in excess of the normal annual allotment.

Further Information

TRS issues a publicly available financial report that can be obtained at <http://www.trsil.org/pubs/cafr.htm>; by writing to TRS at 2815 W. Washington, P.O. Box 19253, Springfield, IL 62794; or by calling (888) 678-3675, option 2.

REGION 1, SPECIAL EDUCATION DISTRICT

Notes to Financial Statements (Continued)

Teacher Health Insurance Security Fund (THIS)

The District and GCSD participate in the Teacher Health Insurance Security (THIS) Fund, a cost-sharing, multiple-employer defined benefit post-employment healthcare plan that was established by the Illinois legislature for the benefit of retired Illinois public school teachers employed outside the city of Chicago. The THIS Fund provides medical, prescription, and behavioral health benefits, but does not provide vision, dental, or life insurance benefits to annuitants of the Teachers' Retirement System (TRS). Annuitants not enrolled in Medicare may participate in the state-administered participating provider option plan or choose from several managed care options. Annuitants who are enrolled in Medicare Parts A and B may be eligible to enroll in a Medicare Advantage plan.

The State Employees Group Insurance Act of 1971 [5 ILCS 375] outlines the benefit provisions of the THIS Fund and amendments to the plan can be made only by legislative action with the Governor's approval. The plan is administered by the Illinois Department of Central Management Services (CMS) with the cooperation of TRS. Section 6.6 of the State Employees Group Insurance Act of 1971 requires all active contributors to TRS who are not employees of the state make a contribution to THIS Fund.

The percentage of employer required contributions in the future will not exceed 105 percent of the percentage of salary actually required to be paid in the previous fiscal year.

For purposes of THIS plan administration, THIS has grouped the participating employees of the District with GCSD.

- **On behalf contributions to THIS Fund.** The State of Illinois makes employer retiree health insurance contributions on behalf of the District and GCSD. State contributions are intended to match contributions to THIS Fund from active members which were 1.12 percent of pay during the year ended June 30, 2017. State of Illinois contributions were approximately \$319,700. The District and GCSD did not recognize this amount as revenue or expense in the financial statements.
- **Employer contributions to THIS Fund.** The District and Region 1 also make contributions to THIS Fund. The employer THIS Fund contribution was 0.84 percent during the year ended June 30, 2017. For the year ended June 30, 2017, the District and GCSD paid approximately \$239,800 to the THIS Fund.

Further Information on THIS fund

The publicly available financial report of the THIS Fund may be found on the website of the Illinois Auditor General: <http://www.auditor.illinois.gov/Audit-Reports/ABC-List.asp>. The current reports are listed under "Central Management Services." Prior reports are available under "Healthcare and Family Services."

REGION 1, SPECIAL EDUCATION DISTRICT

Notes to Financial Statements (Continued)

5. INSURANCE PROGRAM

The District is exposed to various risks of loss related to torts, theft of, damage to, and destruction of assets; error and omissions, injuries to employees and natural disasters.

The District, along with various other local school districts, participates in the Mississippi Valley Intergovernmental Cooperative ("MVIC"), an insurance association for medical, workers' compensation, general liability, and property and casualty insurance. The purpose of MVIC is to distribute the cost of self-insurance over similar entities. MVIC requires an annual premium payment to cover estimated claims payable and reserves for claims from each entity. The members of MVIC have no legal interest in assets, liabilities, or fund balances of the insurance association. However, the District retains a contingent liability to fund its pro rata share of any deficit incurred by MVIC should it cease operations at some future date. The District's premium payments to MVIC were combined with GCSD's for the fiscal year ended June 30, 2017 and totaled approximately \$7,672,000 for all related covered insurance.

Settled claims have not exceeded insurance coverage in any of the past three years.

6. TAX ANTICIPATION WARRANTS

There were no tax anticipation warrants issued, returned, or outstanding for the fiscal year ended June 30, 2017.

7. POST EMPLOYMENT BENEFITS

In addition to the pension benefits described in Note 4, the District and GCSD pays the HMO premium for all certified retired individuals to TRS for the retiree's health insurance. The retirees can participate until age 65. During the current year, 56 retirees participated in this program. The cost to the District and GCSD is approximately \$13,000 per month as of June 30, 2017.

In addition to the pension benefits described in Note 4, the District and GCSD allows non-certified employees who retire from the District and GCSD's to participate in health insurance plan. Upon meeting the retirement requirements of IMRF, the employees can elect to participate in the District and GCSD's plan. The retirees, with the exception of secretaries, must pay 100% of their coverage for the plan in which they elect to participate. The premiums are based on the single blended rate used for both active and inactive employees and retirees. The difference between the amount the retiree is required to pay and the actual cost to the District and GCSD is considered to be a post-employment benefit. The District and GCSD have not established an irrevocable trust fund for the accumulation of resources for the future payment of benefits under the plan; benefits are paid on a pay as you go basis. A stand-alone financial report is not available for the plan. During the year, 27 retirees participated in the District and GCSD's post-employment insurance plans.

REGION 1, SPECIAL EDUCATION DISTRICT

Notes to Financial Statements (Continued)

8. COMMITMENTS AND CONTINGENCIES

Certain revenues received from the Federal government in the current and prior years are subject to audits by the granting agencies. Management believes adjustments, if any, arising from these audits will not be significant.

The District is involved in certain litigation occurring in the normal course of operations. The District has engaged legal counsel and intends to vigorously defend against any claim. The outcome of this litigation is uncertain and the resulting liability, if any, cannot be determined. However, it is at least reasonably possible that a liability could result in the near future.

	A	B	C	D	E	F	G	H	I	J
SCHEDULE OF SHORT-TERM DEBT										
1										
2	Description (Enter Whole Dollars)	Outstanding Beginning 07/01/16	Issued 07/01/16 Through 06/30/17	Retired 07/01/16 Through 06/30/17	Outstanding Ending 06/30/17					
3	CORPORATE PERSONAL PROPERTY REPLACEMENT TAX ANTICIPATION NOTES (CPPRT)									
4	Total CPPRT Notes				0					
5	TAX ANTICIPATION WARRANTS (TAW)									
6	Educational Fund				0					
7	Operations & Maintenance Fund				0					
8	Debt Services - Construction				0					
9	Debt Services - Working Cash				0					
10	Debt Services - Refunding Bonds				0					
11	Transportation Fund				0					
12	Municipal Retirement/Social Security Fund				0					
13	Fire Prevention & Safety Fund				0					
14	Other - (Describe & Itemize)		0	0	0					
15	Total TAWs				0					
16	TAX ANTICIPATION NOTES (TAN)									
17	Educational Fund				0					
18	Operations & Maintenance Fund				0					
19	Fire Prevention & Safety Fund				0					
20	Other - (Describe & Itemize)				0					
21	Total TANS				0					
22	TEACHERS/EMPLOYEES' ORDERS (T/EO)									
23	Total T/EOs (Educational, Operations & Maintenance, & Transportation Funds)				0					
24	GENERAL STATE-AID ANTICIPATION CERTIFICATES (GSAAC)									
25	Total GSAACs (All Funds)				0					
26	OTHER SHORT-TERM BORROWING									
27	Total Other Short-Term Borrowing (Describe & Itemize)				0					
28										
SCHEDULE OF LONG-TERM DEBT										
29	Identification or Name of Issue	Date of Issue (mm/dd/yyyy)	Amount of Original Issue	Type of Issue *	Outstanding Beginning 07/1/16	Issued 7/1/16 thru 6/30/17	Any differences described and itemized	Retired 7/1/16 thru 6/30/17	Outstanding Ending 6/30/17	Amount to be Provided for Payment on Long- Term Debt
30										
31									0	
32									0	
33									0	
34									0	
35									0	
36									0	
37									0	
38									0	
39									0	
40									0	
41									0	
42									0	
43									0	
44									0	
45									0	
46									0	
47									0	
48									0	
49									0	
50									0	
51	* Each type of debt issued must be identified separately with the amount:									
52	1. Working Cash Fund Bonds									
53	2. Funding Bonds									
54	3. Refunding Bonds									
55	4. Fire Prevent, Safety, Environmental and Energy Bonds									
56	5. Tort Judgment Bonds									
57	6. Building Bonds									
58	7. Other									
59	8. Other									
60	9. Other									

	A	B	C	D	E	F	G	H	I	J	K	L
1	Schedule of Capital Outlay and Depreciation											
2	Description of Assets (Enter Whole Dollars)	Acct #	Cost Beginning 7/1/16	Add: Additions 2016-2017	Less: Deletions 2016-2017	Cost Ending 6/30/17	Life In Years	Accumulated Depreciation Beginning 7/1/16	Add: Depreciation Allowable 2016-2017	Less: Depreciation Deletions 2016-2017	Accumulated Depreciation Ending 6/30/17	Ending Balance Undepreciated 6/30/17
3	Works of Art & Historical Treasures	210				0					0	0
4	Land	220										
5	Non-Depreciable Land	221				0						0
6	Depreciable Land	222				0	50				0	0
7	Buildings	230										
8	Permanent Buildings	231				0	50				0	0
9	Temporary Buildings	232				0	20				0	0
10	Improvements Other than Buildings (Infrastructure)	240	208,755			208,755	20	57,408	10,438		67,846	140,909
11	Capitalized Equipment	250										
12	10 Yr Schedule	251	855,298	10,876		866,174	10	807,589	21,543		829,132	37,042
13	5 Yr Schedule	252				0	5				0	0
14	3 Yr Schedule	253				0	3				0	0
15	Construction in Progress	260				0	--					0
16	Total Capital Assets	200	1,064,053	10,876	0	1,074,929		864,997	31,981	0	896,978	177,951
17	Non-Capitalized Equipment	700				10,875	10		1,088			
18	Allowable Depreciation								33,069			

ESTIMATED INDIRECT COST DATA

	A	B	C	D	E	F	G	H
1	ESTIMATED INDIRECT COST RATE DATA							
2	SECTION I							
3	Financial Data To Assist Indirect Cost Rate Determination							
4	<i>(Source document for the computation of the Indirect Cost Rate is found in the "Expenditures 15-22" tab.)</i>							
5	ALL OBJECTS EXCLUDE CAPITAL OUTLAY. With the exception of line 11, enter the disbursements/expenditures included within the following functions charged directly to and reimbursed from federal grant programs. Also, include all amounts paid to or for other employees within each function that work with specific federal grant programs in the same capacity as those charged to and reimbursed from the same federal grant programs. For example, if a district received funding for a Title I clerk, all other salaries for Title I clerks performing like duties in that function must be included. Include any benefits and/or purchased services paid on or to persons whose salaries are classified as direct costs in the function listed.							
6	Support Services - Direct Costs (1-2000) and (5-2000)							
7	Direction of Business Support Services (1-2510) and (5-2510)							
8	Fiscal Services (1-2520) and (5-2520)							
9	Operation and Maintenance of Plant Services (1, 2, and 5-2540)							
10	Food Services (1-2560) <i>Must be less than (P16, Col E-F, L62)</i>							
11	Value of Commodities Received for Fiscal Year 2017 <i>(Include the value of commodities when determining if a Single Audit is required)</i> .							
12	Internal Services (1-2570) and (5-2570)							
13	Staff Services (1-2640) and (5-2640)							
14	Data Processing Services (1-2660) and (5-2660)							
15	SECTION II							
16	Estimated Indirect Cost Rate for Federal Programs							
17			Restricted Program		Unrestricted Program			
18		Function	Indirect Costs	Direct Costs	Indirect Costs	Direct Costs		
19	Instruction	1000		0		0		
20	Support Services:							
21	Pupil	2100		967,682		967,682		
22	Instructional Staff	2200		65,100		65,100		
23	General Admin.	2300		419,325		419,325		
24	School Admin	2400		0		0		
25	Business:							
26	Direction of Business Spt. Srv.	2510	0	0	0	0		
27	Fiscal Services	2520	0	0	0	0		
28	Oper. & Maint. Plant Services	2540		41,752	41,752	0		
29	Pupil Transportation	2550		0		0		
30	Food Services	2560		0		0		
31	Internal Services	2570	0	0	0	0		
32	Central:							
33	Direction of Central Spt. Srv.	2610		0		0		
34	Plan, Rsrch, Dvlp, Eval. Srv.	2620		0		0		
35	Information Services	2630		0		0		
36	Staff Services	2640	0	0	0	0		
37	Data Processing Services	2660	14,732	0	14,732	0		
38	Other:	2900		0		0		
39	Community Services	3000		0		0		
40	Total		14,732	1,493,859	56,484	1,452,107		
41			Restricted Rate		Unrestricted Rate			
42			Total Indirect Costs:	14,732	Total Indirect costs:	56,484		
43			Total Direct Costs:	1,493,859	Total Direct Costs:	1,452,107		
44			=	0.99%	=	3.89%		
45								

	A	B	C	D	E	F	G
1	REPORT ON SHARED SERVICES OR OUTSOURCING						
2	School Code, Section 17-1.1 (Public Act 97-0357)						
3	Fiscal Year Ending June 30, 2017						
5	Complete the following for attempts to improve fiscal efficiency through shared services or outsourcing in the prior, current and next fiscal years.						
6	Region 1, Special Education District						
7	41-057-0090-61						
8	<input type="checkbox"/> Check if the schedule is not applicable.	Prior Fiscal Year	Current Fiscal Year	Next Fiscal Year	Name of the Local Education Agency (LEA) Participating in the Joint Agreement, Cooperative or Shared Service.		
9	Indicate with an (X) If Deficit Reduction Plan Is Required in the Budget →						
10	Service or Function (Check all that apply)			Barriers to Implementation	<small>(Limit text to 200 characters, for additional space use line 33 and 38)</small>		
11	Curriculum Planning						
12	Custodial Services						
13	Educational Shared Programs						
14	Employee Benefits						
15	Energy Purchasing						
16	Food Services						
17	Grant Writing						
18	Grounds Maintenance Services						
19	Insurance	X	X		Alton #11, Cahokia #187, Collinsville #10, Columbia #4		
20	Investment Pools						
21	Legal Services						
22	Maintenance Services						
23	Personnel Recruitment						
24	Professional Development						
25	Shared Personnel						
26	Special Education Cooperatives						
27	STEM (science, technology, engineering and math) Program Offerings						
28	Supply & Equipment Purchasing						
29	Technology Services						
30	Transportation						
31	Vocational Education Cooperatives	X	X		Granite City #9, Madison #12, Venice #3		
32	All Other Joint/Cooperative Agreements						
33	Other						
34							
35	<u>Additional space for Column (D) - Barriers to Implementation:</u>						
36	Employee Benefits (continued) - Collinsville #10, Edwardsville #7, Madison #12, Granite City #9, Roxana #1, Venice #3						
37	Insurance (continued) - Edwardsville #7, Granite City #9, Madison #12, Roxana #1, Venice #3, East Alton/Wood River #14, Marissa #40, Jacksonville #117						
38							
40	<u>Additional space for Column (E) - Name of LEA :</u>						
41							
42							
43							

**ANNUAL FEDERAL FINANCIAL COMPLIANCE REPORT (COVER SHEET)
DISTRICT/JOINT AGREEMENT
Year Ending June 30, 2017**

DISTRICT/JOINT AGREEMENT NAME Region 1, Special Education District	RCDT NUMBER 41-057-0090-61	CPA FIRM 9-DIGIT STATE REGISTRATION NUMBER 065-023270	
ADMINISTRATIVE AGENT IF JOINT AGREEMENT (as applicable) Jim Greenwald, EdS		NAME AND ADDRESS OF AUDIT FIRM Schowalter & Jabouri, P.C. 11878 Gravois Road St. Louis MO 63127	
ADDRESS OF AUDITED ENTITY (Street and/or P.O. Box, City, State, Zip Code) 1947 Adams Street Granite City		E-MAIL ADDRESS: jtorti@sjcpa.com	
		NAME OF AUDIT SUPERVISOR James K. Torti, CPA	
		CPA FIRM TELEPHONE NUMBER 314-849-4999	FAX NUMBER 314-849-3486

THE FOLLOWING INFORMATION MUST BE INCLUDED IN THE SINGLE AUDIT REPORT:

- A copy of the CPA firm's most recent peer review report and acceptance letter has been submitted to ISBE (either with the audit or under separate cover).
- Financial Statements including footnotes (Title 2 CFR §200.510 (a))
- Schedule of Expenditures of Federal Awards including footnotes (Title 2 CFR §200.510 (b))
- Independent Auditor's Report on the Financial Statements (Title 2 CFR §200.515 (a))
- Independent Auditor's Report on Internal Control Over Financial Reporting and Compliance Based on an Audit of Financial Statements Performed in Accordance with *Government Auditing Standards* (Title 2 CFR §200.515 (b))
- Independent Auditor's Report on Compliance for Each Major Federal Program and on Internal Control Over Compliance Required by Uniform Guidance (Title 2 CFR §200.515 (c))
- Schedule of Findings and Questioned Costs (Title 2 CFR §200.515 (d))
- Summary Schedule of Prior Audit Findings (Title 2 CFR §200.511 (b))
- Corrective Action Plan (Title 2 CFR §200.511 (c))

THE FOLLOWING INFORMATION IS HIGHLY RECOMMENDED TO BE INCLUDED:

- A Copy of the Federal Data Collection Form (Title 2 CFR §200.512 (b))
- A Copy of each Management Letter

**IF THE PAPER COPY OF THE AFR IS NOT THE SAME AS THE ELECTRONIC VERSION, PLEASE NOTIFY
LESLIE CLAY AT LCLAY@ISBE.NET.**

Region 1, Special Education District
41-057-0090-61
SINGLE AUDIT INFORMATION CHECKLIST

The following checklist is **OPTIONAL**; it is not a required form for completion of Single Audit information. The purpose of the checklist is to assist in determining if appropriate information has been correctly completed within the Annual Financial Report (AFR). This is not a complete listing of all Single Audit requirements, but highlights some of the more common errors found during ISBE reviews.

GENERAL INFORMATION

1. **Signed and dated** copies of audit opinion letters have been included with audit package submitted to ISBE.
2. All opinion letters use the **most current audit language and formatting** as mandated in SAS 115/SAS 117 and other pronouncements.
3. **ALL** Single Audit forms within the AFR Excel workbook have been completed, where appropriate.
 - For those forms that are not applicable, "N/A" or similar language has been indicated.
4. **ALL** Federal revenues reported in FRIS Report 0053 (Summary of Payments) are accounted for in the Schedule of Expenditures of Federal Awards (SEFA).
5. Federal revenues reported on the AFR reconcile to Federal revenues reported on the SEFA.
 - Verify or reconcile on reconciliation worksheet.
6. The total value of non-cash **COMMODITIES** has been included within the AFR on the **INDIRECT COSTS** page (ICR Computation 30) on Line 11. It **should not** be included in the Statement of Revenues Received (REVENUES 9-14) within the AFR Accounts 4210 - 4299. Those accounts are specific cash programs, not non-cash assistance such as **COMMODITIES**.
7. Complete audit package (Data Collection Form, audit reports, etc.) has been submitted electronically to the Federal Audit Clearinghouse <https://harvester.census.gov/facweb/Default.aspx>

SCHEDULE OF EXPENDITURES OF FEDERAL AWARDS

8. All prior year's projects are included and reconciled to final FRIS report amounts.
 - Including receipt/revenue and expenditure/disbursement amounts.
9. All current year's projects are included and reconciled to most recent FRIS report filed.
 - Including receipt/revenue and expenditure/disbursement amounts.
10. Differences in reported spending amounts on the SEFA and the final FRIS reports should be detailed and/or documented in a finding.
 - discrepancies should be reported as Questioned Costs.
11. The total amount provided to subrecipients from each Federal program is included.
12. Prior-year and Current-year Child Nutrition Programs (CNP) are included on the SEFA (with prior-year program showing total cash received):
 Project year runs from October 1 to September 30, so projects will cross fiscal year;
 This means that audited year revenues will include funds from both the prior year and current year projects.
13. Each CNP project should be reported on a separate line (one line per project year per program).
14. Total CNP Revenue amounts are consistent with grant amounts awarded by ISBE for each program by project year.
15. Total CNP Expenditure amounts are consistent with grant amounts awarded by ISBE for each program by project year.
16. Exceptions should result in a finding with Questioned Costs.
17. The total value of non-cash **COMMODITIES** has been reported on the SEFA (CFDA 10.555).
 - The value is determined from the following, **with each item on a separate line**:
- * **Non-Cash Commodities**: Monthly Commodities Bulletin for April (From the Illinois Commodities System accessed through ISBE web site)
 Total commodities = A PAL Allocated + B PAL Allocated + Processing Deductions + Total Bonus Allocated
 Verify Non-Cash Commodities amount on ISBE web site: <https://www.isbe.net/Pages/School-Nutrition-Programs-Food-Distribution.aspx>
- * **Non-Cash Commodities**: Commodities information for non-cash items received through **Other Food Services**
 Districts should track separately through year; no specific report available from ISBE
 Verify Non-Cash Commodities amount through Other Food Services on ISBE web site:
<https://www.isbe.net/Pages/School-Nutrition-Programs-Food-Distribution.aspx>
- * **Department of Defense Fresh Fruits and Vegetables** (District should track through year)
 - The two commodity programs should be reported on separate lines on the SEFA.
 Verify Non-Cash Commodities amount through DoD Fresh Fruits and Vegetables on ISBE web site:
<https://www.isbe.net/Pages/School-Nutrition-Programs-Food-Distribution.aspx>
- * Amounts verified for **Fresh Fruits and Vegetables** cash grant program (ISBE code 4240)
 CFDA number: 10.582
18. **TOTALS** have been calculated for Federal revenue and expenditure amounts (Column totals).
19. Obligations and Encumbrances are included where appropriate.
20. **FINAL STATUS** amounts are calculated, where appropriate.
21. Medicaid Fee-for-Service funds, E-Rate reimbursements and Build America Bond interest subsidies have **not** been included on the SEFA.
22. **All** programs tested (not just Type A programs) are indicated by either an * or (M) on the SEFA.
23. **NOTES TO THE SEFA** within the AFR Excel workbook (SEFA NOTES) have been completed.
 Including, but not limited to:
24. Basis of Accounting
25. Name of Entity
26. Type of Financial Statements
27. Subrecipient information (Mark "N/A" if not applicable)
 * ARRA funds are listed separately from "regular" Federal awards

SUMMARY OF AUDITOR'S RESULTS/FINDINGS/CORRECTIVE ACTION PLAN

28. Audit opinions expressed in opinion letters **match** opinions reported in Summary.
29. **All** Summary of Auditor Results questions have been answered.
30. All tested programs and amounts are listed.
31. Correct testing threshold has been entered. (Title 2 CFR §200.518)

Findings have been filled out completely and correctly (if none, mark "N/A").

32. Financial Statement and/or Federal Award Findings information has been completely filled out for each finding, with finding numbers in correct format.
33. Finding completed for **each Significant Deficiency** and for **each Material Weakness** noted in opinion letters.
34. Separate finding for each Federal program (i.e., don't report same finding for multiple programs on one sheet).
35. Separate finding sheet for each finding on programs (e.g., excess interest earned and unallowable expenditures are two findings and should be reported separately, even if both are on same program).
36. Questioned Costs have been calculated where there are questioned costs.
37. Questioned Costs are separated by project year **and** by program (and sub-project, if necessary).
38. Questioned Costs have been calculated for Interest Earned on **Excess Cash on Hand**.
 - Should be based on actual amount of interest earned
 - Questioned Cost amounts are broken out between programs if multiple programs are listed on the finding
39. A **CORRECTIVE ACTION PLAN** has been completed for each finding.
 - Including Finding number, action plan details, projected date of completion, name and title of contact person

Region 1, Special Education District
41-057-0090-61

RECONCILIATION OF FEDERAL REVENUES
Year Ending June 30, 2017

Annual Financial Report to Schedule of Expenditures of Federal Awards

TOTAL FEDERAL REVENUE IN AFR

Account Summary 7-8, Line 7	Account 4000	\$	809,748
Flow-through Federal Revenues			
Revenues 9-14, Line 112	Account 2200		2,020,680
Value of Commodities			
Indirect Cost Info 30, Line 11			-
Less: Medicaid Fee-for-Service			
Revenues 9-14, Line 271	Account 4992		232,143
AFR TOTAL FEDERAL REVENUES:		\$	2,598,285

ADJUSTMENTS TO AFR FEDERAL REVENUE AMOUNTS:

Reason for Adjustment:

-----	-----
-----	-----
-----	-----
-----	-----
-----	-----
-----	-----
-----	-----
-----	-----
-----	-----
-----	-----

ADJUSTED AFR FEDERAL REVENUES \$ 2,598,285

Total Current Year Federal Revenues Reported on SEFA:
Federal Revenues Column D \$ 2,296,166

Adjustments to SEFA Federal Revenues:

Reason for Adjustment:

Fee for Service Flow Through included in Account 2200		\$	302,119
(above) not required to be reported on the SEFA			
-----	-----		
-----	-----		
-----	-----		
-----	-----		
-----	-----		

ADJUSTED SEFA FEDERAL REVENUE: \$ 2,598,285

DIFFERENCE: \$ -

**Region 1, Special Education District
41-057-0090-61**

**SCHEDULE OF EXPENDITURES OF FEDERAL AWARDS
Year Ending June 30, 2017**

Federal Grantor/Pass-Through Grantor Subrecipients* Program or Cluster Title and Major Program Designation	CFDA Number ² (A)	ISBE Project # (1st 8 digits) or Contract # ³ (B)	Receipts/Revenues			Expenditure/Disbursements ⁴			Obligations/ Encumb. (G)	Final Status (E)+(F)+(G) (H)	Budget (I)
			Year	Year	Year	Year	Year	Year			
			7/1/15-6/30/16 (C)	7/1/16-6/30/17 (D)	7/1/15-6/30/16 (E)	7/1/15-6/30/16 Pass through to Subrecipients	7/1/16-6/30/17 (F)	7/1/16-6/30/17 Pass through to Subrecipients			
U.S. Department of Education											
Passed through Illinois State Board of Education:											
Special Education Cluster:											
IDEA Part B Flow Through *(M)	84.027A	2017-4620		1,421,081			1,626,239	1,151,534	545,752	2,776,404	
IDEA Part B Flow Through *(M)	84.027A	2016-4620	1,111,322	619,511	1,252,666	808,274	478,167	471,755		1,720,855	
IDEA Preschool Flow Through *(M)	84.173A	2017-4600		16,806			88,463	46,789		88,463	
IDEA Preschool Flow Through *(M)	84.173A	2016-4600	42,383	44,132	55,675	53,675	32,840	32,840		86,515	
Subtotal CFDA 84.027A			1,111,322	2,040,592	1,252,666	808,274	2,104,406	1,623,289			
Subtotal CFDA 84.173A			42,383	60,938	55,675	53,675	121,303	79,629			
Subtotal Special Education Cluster			1,153,705	2,101,530	1,308,341	861,949	2,225,709	1,702,918			
Total U.S. Department of Education			1,153,705	2,101,530	1,308,341	861,949	2,225,709	1,702,918			
U.S. Department of Health and Human Services											
Passed through Illinois Department of Healthcare and Family Services:											
Medicaid Administrative Outreach	93.778	3760063256204000		194,636			194,636	148,859			
Total U.S. Department of Health and Human Services				194,636			194,636	148,859			
TOTAL			1,153,705	2,296,166	1,308,341	861,949	2,420,345	1,851,777			

• (M) Program was audited as a major program as defined by §200.518.

* NEW - Also include the total amount provided to subrecipients from each Federal program. §200.510 (b)(4).

The accompanying notes are an integral part of this schedule.

¹ To meet state or other requirements, auditees may decide to include certain nonfederal awards (for example, state awards) in this schedule. If such nonfederal data are presented, they should be segregated and clearly designated as nonfederal. The title of the schedule should also be modified to indicate that nonfederal awards are included.

² When the CFDA number is not available, the auditee should indicate that the CFDA number is not available and include in the schedule the program's name and, if applicable, other identifying number.

³ When awards are received as a subrecipient, the name of the pass-through entity and identifying number assigned by the pass-through entity must be included in the schedule. §200.510 (b)(2)

⁴ The Uniform Guidance requires that the value of federal awards expended in the form of non-cash assistance, the amount of insurance in effect during the year, and loans or loan guarantees outstanding at year end be included in the schedule and suggests to include the amounts in the SEFA notes.

**Region 1, Special Education District
41-057-0090-61**

**NOTES TO THE SCHEDULE OF EXPENDITURES OF FEDERAL AWARDS (SEFA)
Year Ending June 30, 2017**

Note 1: Basis of Presentation⁵

The accompanying Schedule of Expenditures of Federal Awards includes the federal grant activity of Region 1, Special Education District and is presented on the cash basis of accounting. The information in this schedule is presented in accordance with the requirements of the Office of Management and Budget Uniform Administrative Requirements, Cost Principles, and Audit Requirements for Federal Awards. Therefore, some amounts presented in this schedule may differ from amounts presented in, or used in the preparation of, the basic financial statements.

Note 2: Indirect Facilities & Administration costs⁶

Auditee elected to use 10% de minimis cost rate? _____ YES _____ X NO

Note 3: Subrecipients

Of the federal expenditures presented in the schedule, the District provided federal awards to subrecipients as follows:

Program Title/Subrecipient Name	Federal CFDA Number	Amount Provided to Subrecipient
IDEA Part B Flow Through - Granite City Community Unit No. 9	84.027A	1,390,875
IDEA Part B Flow Through - Madison Community Unit No. 12	84.027A	172,303
IDEA Part B Flow Through - Venice Community Unit No. 3	84.027A	60,111
IDEA Preschool Flow Through - Granite City Community Unit No. 9	84.173A	50,823
IDEA Preschool Flow Through - Madison Community Unit No. 12	84.173A	28,806
Medicaid Administrative Outreach - Granite City Community Unit No. 9	93.778	133,266
Medicaid Administrative Outreach - Madison Community Unit No. 12	93.778	15,593

Note 4: Non-Cash Assistance

The following amounts were expended in the form of non-cash assistance by the District and should be included in the Schedule of Expenditures of Federal Awards:

NON-CASH COMMODITIES (CFDA 10.555)**:	_____ \$0	
OTHER NON-CASH ASSISTANCE	_____ \$0	Total Non-Cash \$0

Note 5: Other Information

Insurance coverage in effect paid with Federal funds during the fiscal year:

Property	_____ \$0
Auto	_____ \$0
General Liability	_____ \$0
Workers Compensation	_____ \$0
Loans/Loan Guarantees Outstanding at June 30:	_____ \$0
District had Federal grants requiring matching expenditures	_____ No
	(Yes/No)

** The amount reported here should match the value reported for non-cash Commodities on the Indirect Cost Rate Computation page.

⁵ This note is included to meet the Uniform Guidance requirement that the schedule include notes that describe the significant accounting policies used in preparing the schedule. (§200.510 (b)(6))

⁶ The Uniform Guidance requires the Schedule of Expenditures of Federal Awards to note whether or not the auditee elected to use the 10% de minimis cost rate as covered in §200.414 Indirect (F&A) costs. §200.510 (b)(6)

**Region 1, Special Education District
41-057-0090-61
SCHEDULE OF FINDINGS AND QUESTIONED COSTS
Year Ending June 30, 2017**

SECTION I - SUMMARY OF AUDITOR'S RESULTS

FINANCIAL STATEMENTS

Type of auditor's report issued: Adverse
(because of Regulatory basis of accounting)
(Unmodified, Qualified, Adverse, Disclaimer)

INTERNAL CONTROL OVER FINANCIAL REPORTING:

- Material weakness(es) identified? YES None Reported
- Significant Deficiency(s) identified that are not considered to be material weakness(es)? YES None Reported
- Noncompliance material to the financial statements noted? YES NO

FEDERAL AWARDS

INTERNAL CONTROL OVER MAJOR PROGRAMS:

- Material weakness(es) identified? YES None Reported
- Significant Deficiency(s) identified that are not considered to be material weakness(es)? YES None Reported

Type of auditor's report issued on compliance for major programs: Qualified
(Unmodified, Qualified, Adverse, Disclaimer⁷)

Any audit findings disclosed that are required to be reported in accordance with §200.516 (a)? YES NO

IDENTIFICATION OF MAJOR PROGRAMS⁸

CFDA NUMBER(S) ⁹	NAME OF FEDERAL PROGRAM or CLUSTER ¹⁰	AMOUNT OF FEDERAL PROGRAM
84.027A, 84.173A	Special Education Cluster	2,225,709
Total Amount Tested as Major		\$2,225,709

Total Federal Expenditures for 7/1/16-6/30/17 \$2,420,345

% tested as Major 91.96%

Dollar threshold used to distinguish between Type A and Type B programs: \$750,000.00

Auditee qualified as low-risk auditee? YES NO

⁷ If the audit report for one or more major programs is other than unmodified, indicate the type of report issued for each program. Example: "Unmodified for all major programs except for [name of program], which was modified and [name of program], which was a disclaimer."

⁸ Major programs should generally be reported in the same order as they appear on the SEFA.

⁹ When the CFDA number is not available, include other identifying number, if applicable.

¹⁰ The name of the federal program or cluster should be the same as that listed in the SEFA. For clusters, auditors are only required to list the name of the cluster.

Region 1, Special Education District
41-057-0090-61
SCHEDULE OF FINDINGS AND QUESTIONED COSTS
Year Ending June 30, 2017

SECTION III - FEDERAL AWARD FINDINGS AND QUESTIONED COSTS

1. FINDING NUMBER:¹⁴ 2017- 001 2. THIS FINDING IS: New Repeat from Prior year?
 Year originally reported? 2016

3. Federal Program Name and Year: Special Education Cluster

4. Project No.: 2017-4600 & 2017-4620 5. CFDA No.: 84.027A & 84.173A

6. Passed Through: Illinois State Board of Education

7. Federal Agency: U.S. Department of Education

8. Criteria or specific requirement (including statutory, regulatory, or other citation)

2 CFR Part 200 "Uniform Administrative Requirements, Cost Principles, and Audit Requirements for Federal Awards " (the Uniform Guidance) requires that when employees work on multiple activities, the distribution of their salaries or wages must be supported by personnel activity reports or a statistical sampling system that has been approved by the cognizant federal agency. The Uniform Guidance also requires that where employees are expected to work solely on a single funding award, charges for their salaries must be supported by at least semi-annual certifications that they worked solely on that program for the period covered by the certification. Certifications are required to be completed subsequent to the performance of the program activities.

9. Condition¹⁵

The District did not correctly document the distribution of salaries and wages to the program. During the year ended June 30, 2017, the District completed the first and second semesters' bi-annual certifications for each of the 4 individuals tested in September. Certifications are required to be completed "after the fact" and should have been completed after school was completed for each semester.

10. Questioned Costs¹⁶

Unknown

11. Context¹⁷

A sample of 4 individuals was selected for audit. Of the 4 individuals selected for testing, bi-annual certifications for the first and second semesters were performed for each of the selected employees in September.

12. Effect

The condition increases the risk that the District could report unallowable expenditures related to federal grant programs which could lead to expenditures being disallowed by the cognizant oversight agency.

13. Cause

Adequate procedures were not in place to ensure that required administrative responsibilities, including ensuring that bi-annual certifications were completed timely, were being completed.

14. Recommendation

We recommend the District implement procedures to ensure that all bi-annual certifications are performed timely and that copies of this documentation are retained.

15. Management's response¹⁸

The District will implement additional controls in order to ensure that bi-annual certifications are performed timely and that copies of this documentation are retained.

For ISBE Review

Date: _____ Resolution Criteria Code Number _____
 Initials: _____ Disposition of Questioned Costs Code Letter _____

¹⁴ See footnote 11.

¹⁵ Include facts that support the deficiency identified on the audit finding (§200.516 (b)(3)).

¹⁶ Identify questioned costs as required by §200.516 (a)(3 - 4).

¹⁷ See footnote 12.

¹⁸ To the extent practical, indicate when management does not agree with the finding, questioned cost, or both.

Region 1, Special Education District
41-057-0090-61
SUMMARY SCHEDULE OF PRIOR AUDIT FINDINGS¹⁹
Year Ending June 30, 2017

[If there are no prior year audit findings, please submit schedule and indicate **NONE**]

<u>Finding Number</u>	<u>Condition</u>	<u>Current Status</u> ²⁰
2016-001	The District did not correctly document the distribution of salaries and wages to the Special Education program. During the year ended June 30, 2016, the District completed the first semester's bi-annual certifications in October. Certifications are required to be completed "after the fact". In addition, the District was not able to provide documentation to show that bi-annual certifications were prepared for all employees who worked solely on the program during the second semester.	Not implemented. See 2017-001.

When possible, all prior findings should be on the same page

¹⁹ Explanation of this schedule - §200.511 (b)

²⁰ Current Status should include one of the following:

- A statement that corrective action was taken
- A description of any partial or planned corrective action
- An explanation if the corrective action taken was significantly different from that previously reported or in the management decision received from the pass-through entity.

Region 1, Special Education District
41-057-0090-61
CORRECTIVE ACTION PLAN FOR CURRENT YEAR AUDIT FINDINGS²¹
Year Ending June 30, 2017

Corrective Action Plan

Finding No.: **2017- 001**

Condition:

The District did not correctly document the distribution of salaries and wages to the program. During the year ended June 30, 2017, the District completed the first and second semesters' bi-annual certifications for each of the 4 individuals tested in September. Certifications are required to be completed "after the fact" and should have been completed after school was completed for each semester.

Plan:

The District will implement additional controls in order to ensure that bi-annual certifications are performed timely and that copies of this documentation are retained.

Anticipated Date of Completion: **6/30/2018**

Name of Contact Person: **Zack Suhre**

Management Response: **None**

²¹ Must address **each** audit finding - §200.511 (c)

Single Audit Reports



**INDEPENDENT AUDITORS' REPORT ON INTERNAL CONTROL OVER
FINANCIAL REPORTING AND ON COMPLIANCE AND OTHER MATTERS
BASED ON AN AUDIT OF FINANCIAL STATEMENTS PERFORMED
IN ACCORDANCE WITH GOVERNMENT AUDITING STANDARDS**

To the Members of the Board of Education
Region 1, Special Education District

We have audited, in accordance with the auditing standards generally accepted in the United States of America and the standards applicable to financial audits contained in *Government Auditing Standards* issued by the Comptroller General of the United States, the financial statements of the Region 1, Special Education District (the "District"), which are listed in the table of contents as of and for the fiscal year ended June 30, 2017, and the related notes to the financial statements, which collectively comprise the District's basic financial statements and have issued our report thereon dated September 20, 2017.

In our report, because the District prepared its financial statements using accounting practices prescribed or permitted and the financial reporting provisions prescribed or permitted by the Illinois State Board of Education, our opinion stated that the financial statements were not presented fairly in conformity with accounting principles generally accepted in the United States of America. However, the financial statements were found to be fairly stated, except for the fact that we did not audit the general fixed assets account group and the effects of the omitted disclosures required by Governmental Accounting Standards Board Statement 45, *Accounting and Financial Reporting for Post-Employment Benefits Other Than Pensions*, on the modified cash basis of accounting, in accordance with the accounting practices prescribed or permitted and the financial reporting provisions prescribed or permitted by the Illinois State Board of Education, which is a basis of accounting other than accounting principles generally accepted in the United States of America.

Internal Control Over Financial Reporting

In planning and performing our audit of the financial statements, we considered the District's internal control over financial reporting (internal control) to determine the audit procedures that are appropriate in the circumstances for the purpose of expressing our opinions on the financial statements, but not for the purpose of expressing an opinion on the effectiveness of the District's internal control. Accordingly, we do not express an opinion on the effectiveness of the District's internal control.

A deficiency in internal control exists when the design or operation of a control does not allow management or employees, in the normal course of performing their assigned functions, to prevent, or detect and correct misstatements on a timely basis. A *material weakness* is a deficiency, or a combination of deficiencies, in internal control, such that there is a reasonable possibility that a material misstatement of the entity's financial statements will not be prevented, or detected and corrected on a timely basis. A *significant deficiency*

is deficiency, or a combination of deficiencies, in internal control that is less severe than a material weakness, yet important enough to merit attention by those charged with governance.

Our consideration of internal control was for the limited purpose described in the first paragraph of this section and was not designed to identify all deficiencies in internal control that might be material weaknesses or significant deficiencies. Given these limitations, during our audit we did not identify any deficiencies in internal control that we consider to be material weaknesses. However, material weaknesses may exist that have not been identified.


Compliance and Other Matters

As part of obtaining reasonable assurance about whether the District's financial statements are free from material misstatement, we performed tests of its compliance with certain provisions of laws, regulations, contracts and grant agreements, noncompliance with which could have a direct and material effect on the determination of financial statement amounts. However, providing an opinion on compliance with those provisions was not an objective of our audit and, accordingly, we do not express such an opinion. The results of our tests disclosed no instances of noncompliance or other matters that are required to be reported under *Government Auditing Standards*.

We noted certain matters that we have reported to management in a separate letter dated September 20, 2017.

Purpose of this Report

The purpose of this report is solely to describe the scope of our testing of internal control and compliance and the results of that testing, and not to provide an opinion on the effectiveness of the entity's internal control or on compliance. This report is an integral part of an audit performed in accordance with *Government Auditing Standards* in considering the District's internal control and compliance. Accordingly, this communication is not suitable for any other purpose.


SCHOWALTER & JABOURI, P.C.

St. Louis, Missouri
September 20, 2017



**INDEPENDENT AUDITORS' REPORT ON COMPLIANCE FOR
EACH MAJOR PROGRAM AND ON INTERNAL CONTROL OVER
COMPLIANCE REQUIRED BY THE UNIFORM GUIDANCE**

To the Members of the Board of Education
Region 1, Special Education District

Report on Compliance for Major Federal Program

We have audited Region 1, Special Education District's (the "District") compliance with the types of compliance requirements described in the *OMB Compliance Supplement* that could have a direct and material effect on each of the District's major federal programs for the fiscal year ended June 30, 2017. The District's major federal programs are identified in the summary of auditors' results section of the accompanying schedule of findings and questioned costs.

Management's Responsibility

Management is responsible for compliance with federal statutes, regulations, and the terms and conditions of its federal awards applicable to its federal programs.

Auditors' Responsibility

Our responsibility is to express an opinion on compliance for each of the District's major federal programs based on our audit of the types of compliance requirements referred to above. We conducted our audit of compliance in accordance with auditing standards generally accepted in the United States of America; the standards applicable to financial audits contained in *Government Auditing Standards*, issued by the Comptroller General of the United States; and the audit requirements of Title 2 U.S. *Code of Federal Regulations* Part 200, *Uniform Administrative Requirements, Cost Principles, and Audit Requirements* (Uniform Guidance). Those standards and the Uniform Guidance require that we plan and perform the audit to obtain reasonable assurance about whether noncompliance with the types of compliance requirements referred to above that could have a direct and material effect on a major federal program occurred. An audit includes examining, on a test basis, evidence about the District's compliance with those requirements and performing such other procedures as we considered necessary in the circumstances.

We believe that our audit provides a reasonable basis for our opinion on compliance for each major federal program. However, our audit does not provide a legal determination on the District's compliance.

Basis for Qualified Opinion on the Special Education Cluster

As described in the accompanying schedule of findings and questioned costs, the District did not comply with requirements regarding CFDA 84.027A and 84.173A Special Education Cluster as described in finding number 2017-001 for Activities Allowed or Unallowed and Allowable Costs/Cost Principles. Compliance with such requirements is necessary, in our opinion, for the District to comply with the requirements applicable to that program.

Qualified Opinion on the Special Education Cluster

In our opinion, except for the noncompliance described in the Basis for Qualified Opinion paragraph, the District complied, in all material respects, with the types of compliance requirements referred to above that could have a direct and material effect on the Special Education Cluster for the year ended June 30, 2017.

Other Matters

The District's responses to the noncompliance findings identified in our audit are described in the accompanying schedule of findings and questioned costs. The District's responses were not subjected to the auditing procedures applied in the audit of compliance and, accordingly, we express no opinion on the responses.

Report on Internal Control Over Compliance

Management of the District is responsible for establishing and maintaining effective internal control over compliance with the types of compliance requirements referred to above. In planning and performing our audit of compliance, we considered the District's internal control over compliance with the types of requirements that could have a direct and material effect on each major federal program to determine the auditing procedures that are appropriate in the circumstances for the purpose of expressing an opinion on compliance for each major federal program and to test and report on internal control over compliance in accordance with the Uniform Guidance, but not for the purpose of expressing an opinion on the effectiveness of internal control over compliance. Accordingly, we do not express an opinion on the effectiveness of the District's internal control over compliance.

Our consideration of internal control over compliance was for the limited purpose described in the preceding paragraph and was not designed to identify all deficiencies in internal control over compliance that might be material weaknesses or significant deficiencies, and therefore, material weaknesses or significant deficiencies may exist that were not identified. However, as discussed below, we identified a deficiency in internal control over compliance that we consider to be a significant deficiency.


A deficiency in internal control over compliance exists when the design or operation of a control over compliance does not allow management or employees, in the normal course of performing their assigned functions, to prevent, or detect and correct, noncompliance with a type of compliance requirement of a federal program on a timely basis. *A material weakness in internal control over compliance* is a deficiency, or combination of deficiencies, in internal control over compliance, such that there is a reasonable possibility that material noncompliance with a type of compliance requirement of a federal program will not be prevented, or detected and corrected, on a timely basis.

A significant deficiency in internal control over compliance is a deficiency, or a combination of deficiencies, in internal control over compliance with a type of compliance requirement of a federal program that is less severe than a material weakness in internal control over compliance, yet important enough to merit attention

by those charged with governance. We consider the deficiency in internal control over compliance described in the accompanying schedule of findings and questioned costs as item 2017-001 to be a significant deficiency.

The District's response to the internal control over compliance findings identified in our audit is described in the accompanying schedule of findings and questioned costs. The District's response was not subjected to the auditing procedures applied in the audit of compliance and, accordingly, we express no opinion on the response.

The purpose of this report on internal control over compliance is solely to describe the scope of our testing of internal control over compliance and the results of that testing based on the requirements of the Uniform Guidance. Accordingly, this report is not suitable for any other purpose.


SCHOWALTER & JABOURI, P.C.

St. Louis, Missouri
September 20, 2017