



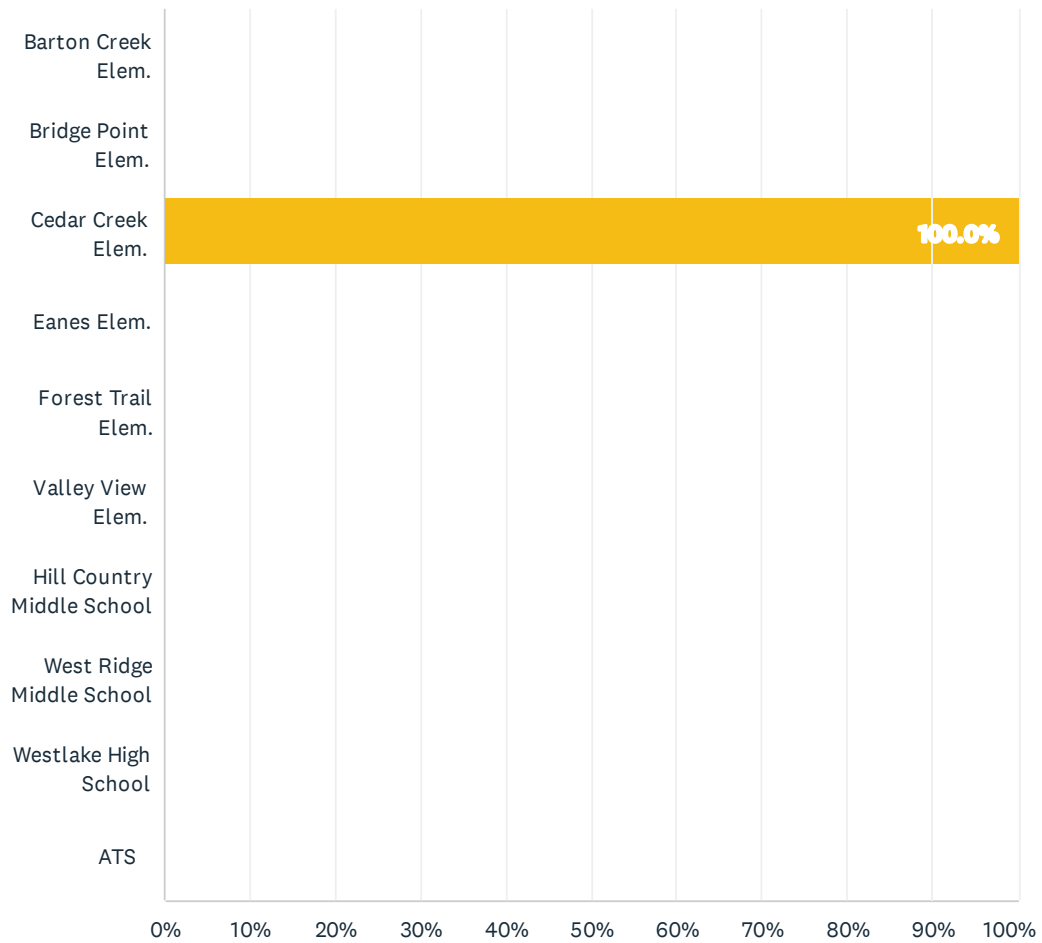
CEDAR CREEK
ELEMENTARY SCHOOL

Parent Climate Survey November 2022

193 Total Responses

Q1 What school does your child attend?

Answered: 193 Skipped: 0

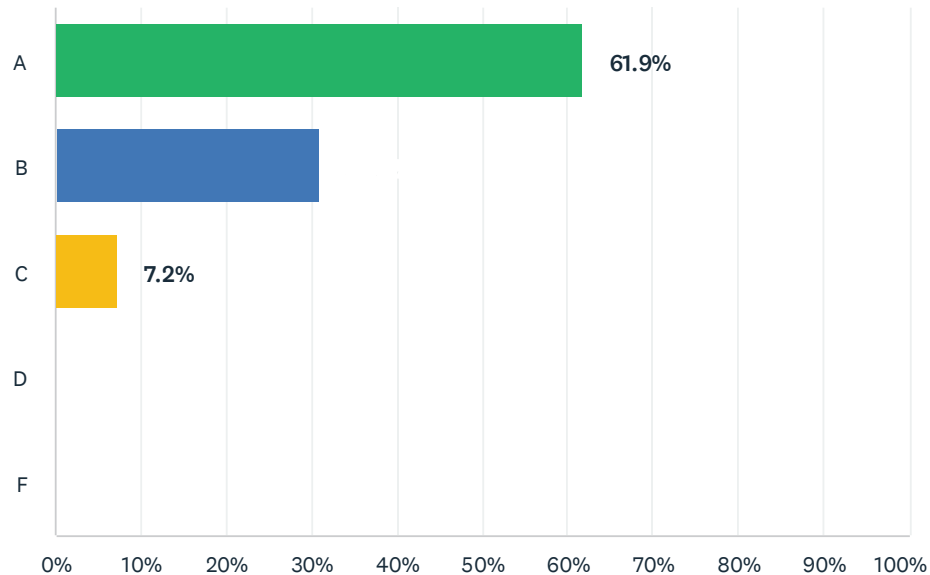


Parent Climate Survey 2022

ANSWER CHOICES	RESPONSES	
Barton Creek Elem.	0.0%	0
Bridge Point Elem.	0.0%	0
Cedar Creek Elem.	100.0%	193
Eanes Elem.	0.0%	0
Forest Trail Elem.	0.0%	0
Valley View Elem.	0.0%	0
Hill Country Middle School	0.0%	0
West Ridge Middle School	0.0%	0
Westlake High School	0.0%	0
ATS	0.0%	0
TOTAL		193

Q2 What grade would you give {{ Q1 }} for how well it is educating your child? Please tell us what rating you would give the quality of your child's school. On this scale, "A" represents outstanding, "C" is average and "F" is failing.

Answered: 181 Skipped: 12



ANSWER CHOICES	RESPONSES	
A	61.9%	112
B	30.9%	56
C	7.2%	13
D	0.0%	0
F	0.0%	0
TOTAL		181

Q3 What are we doing well?

Answered: 40 Skipped: 153

Due to the personal and identifiable information the open-ended survey comments contain, we will not share them publicly. Instead, we are sharing the predetermined responses that provide quantifiable data that allows for easier analysis and comparison.

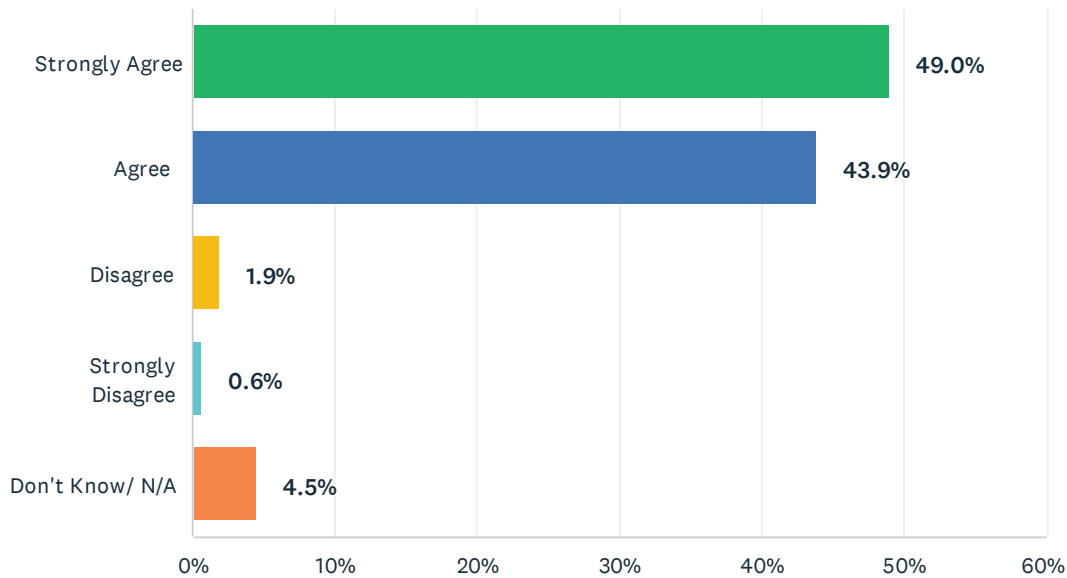
Q4 What we can do to improve?

Answered: 43 Skipped: 150

Due to the personal and identifiable information the open-ended survey comments contain, we will not share them publicly. Instead, we are sharing the predetermined responses that provide quantifiable data that allows for easier analysis and comparison.

Q5 My child is being prepared to do well in the next grade level.

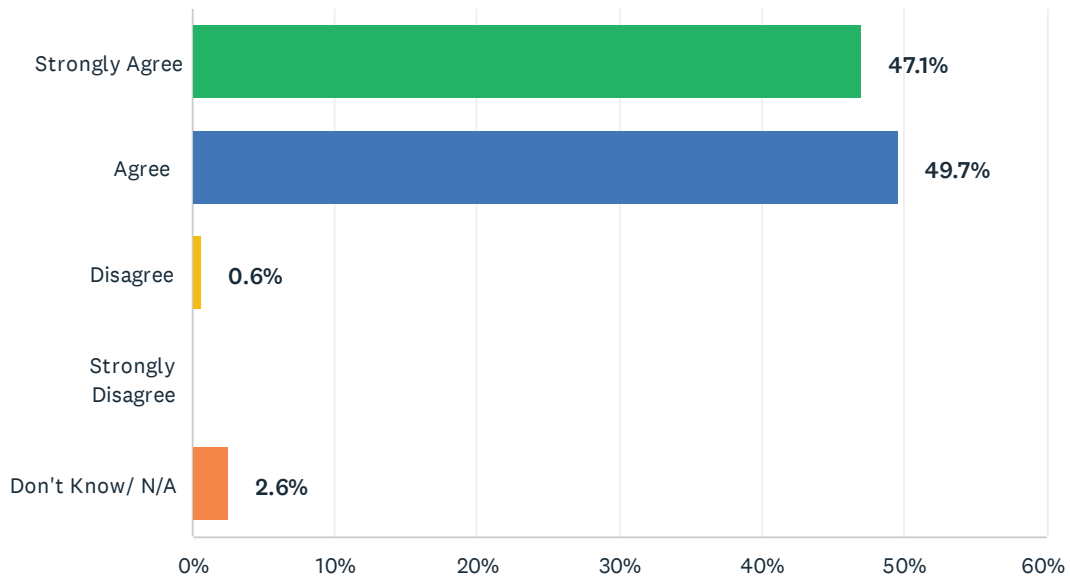
Answered: 155 Skipped: 38



ANSWER CHOICES	RESPONSES	
Strongly Agree	49.0%	76
Agree	43.9%	68
Disagree	1.9%	3
Strongly Disagree	0.6%	1
Don't Know/ N/A	4.5%	7
TOTAL		155

Q6 My child is receiving effective instruction.

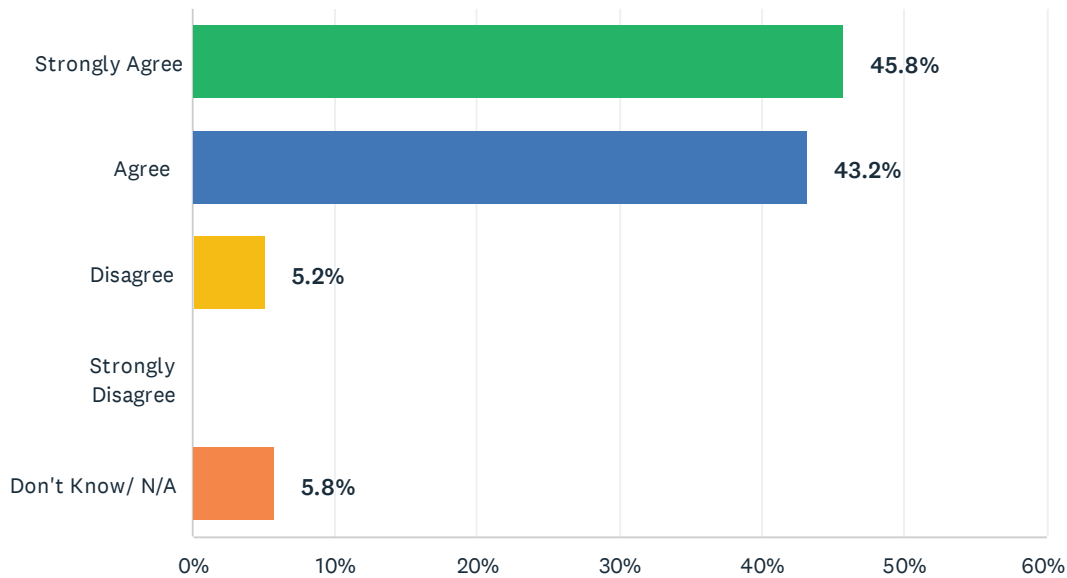
Answered: 155 Skipped: 38



ANSWER CHOICES	RESPONSES	
Strongly Agree	47.1%	73
Agree	49.7%	77
Disagree	0.6%	1
Strongly Disagree	0.0%	0
Don't Know/ N/A	2.6%	4
TOTAL		155

Q7 Teachers set high expectations for my child's learning.

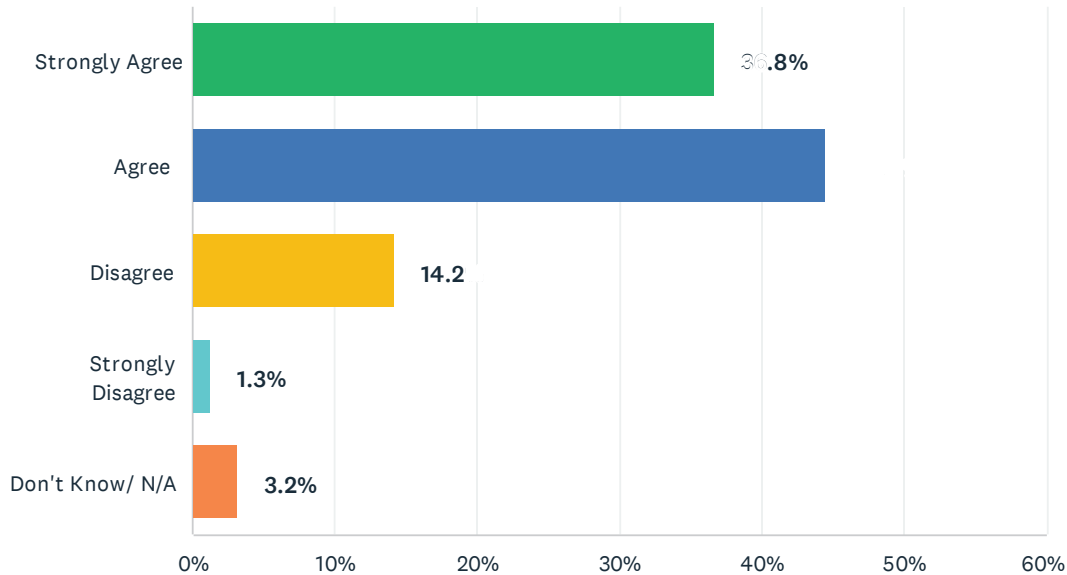
Answered: 155 Skipped: 38



ANSWER CHOICES	RESPONSES	
Strongly Agree	45.8%	71
Agree	43.2%	67
Disagree	5.2%	8
Strongly Disagree	0.0%	0
Don't Know/ N/A	5.8%	9
TOTAL		155

Q8 Teachers give me useful information about how to help my child do well in school.

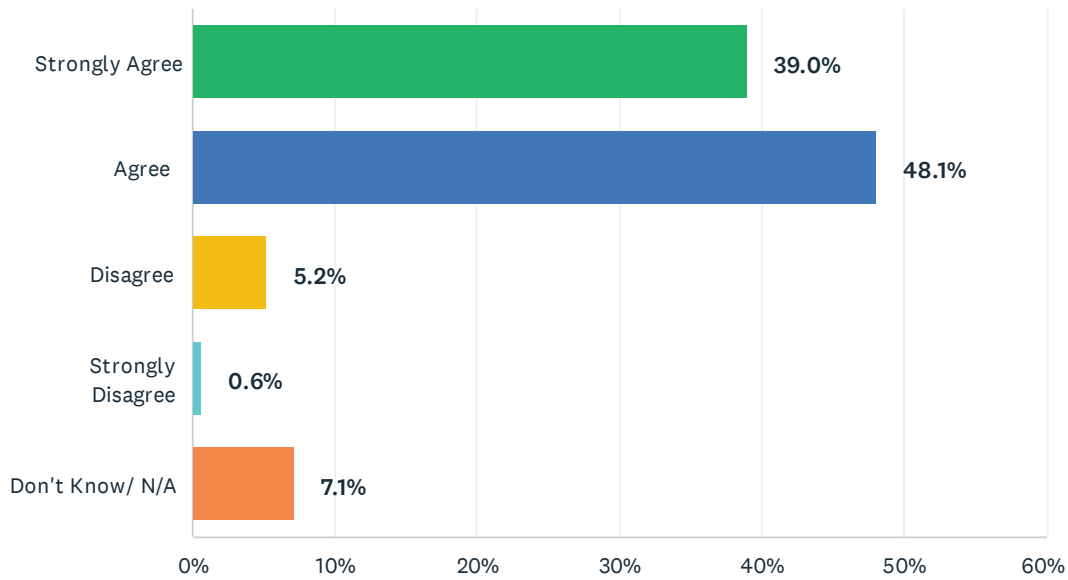
Answered: 155 Skipped: 38



ANSWER CHOICES	RESPONSES	
Strongly Agree	36.8%	57
Agree	44.5%	69
Disagree	14.2%	22
Strongly Disagree	1.3%	2
Don't Know/ N/A	3.2%	5
TOTAL		155

Q9 Classroom activities keep my child engaged in learning.

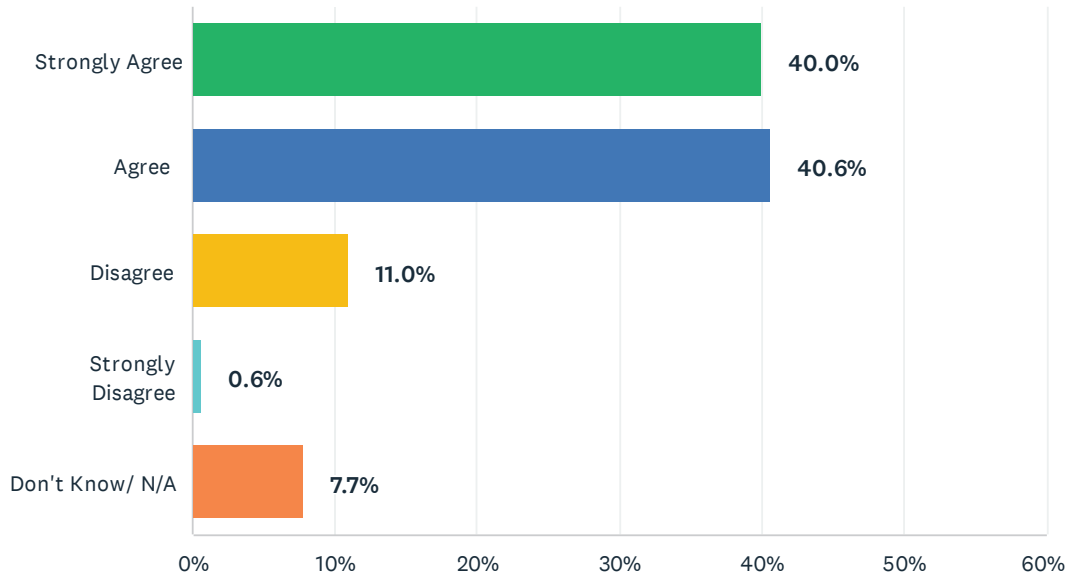
Answered: 154 Skipped: 39



ANSWER CHOICES	RESPONSES	
Strongly Agree	39.0%	60
Agree	48.1%	74
Disagree	5.2%	8
Strongly Disagree	0.6%	1
Don't Know/ N/A	7.1%	11
TOTAL		154

Q10 My child has opportunities to participate in and appreciate a diverse curriculum that is representative of a wide range of experiences.

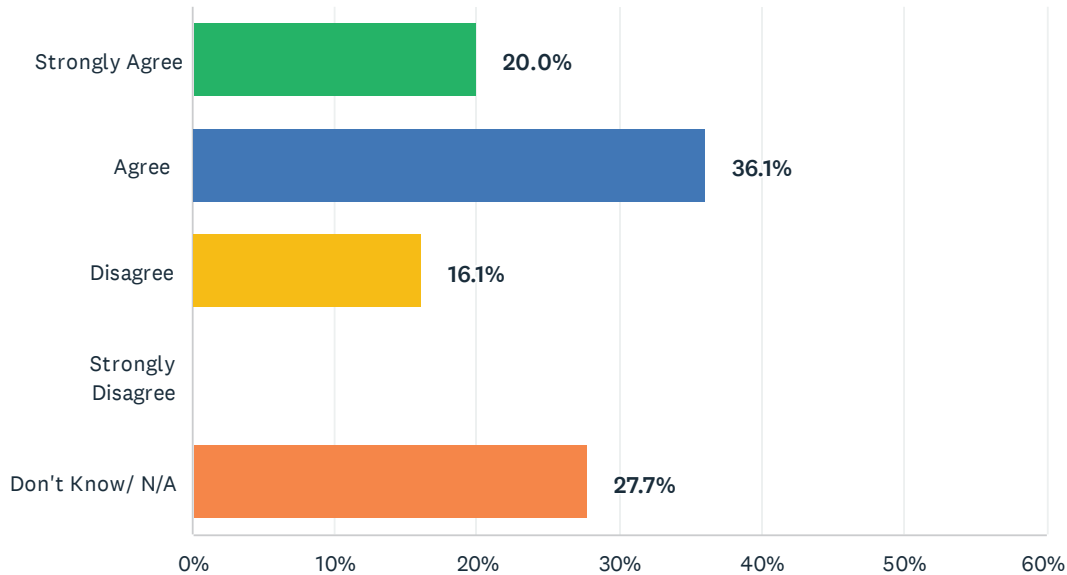
Answered: 155 Skipped: 38



ANSWER CHOICES	RESPONSES	
Strongly Agree	40.0%	62
Agree	40.6%	63
Disagree	11.0%	17
Strongly Disagree	0.6%	1
Don't Know/ N/A	7.7%	12
TOTAL		155

Q11 The feedback teachers provide on tests and quizzes helps my child to learn.

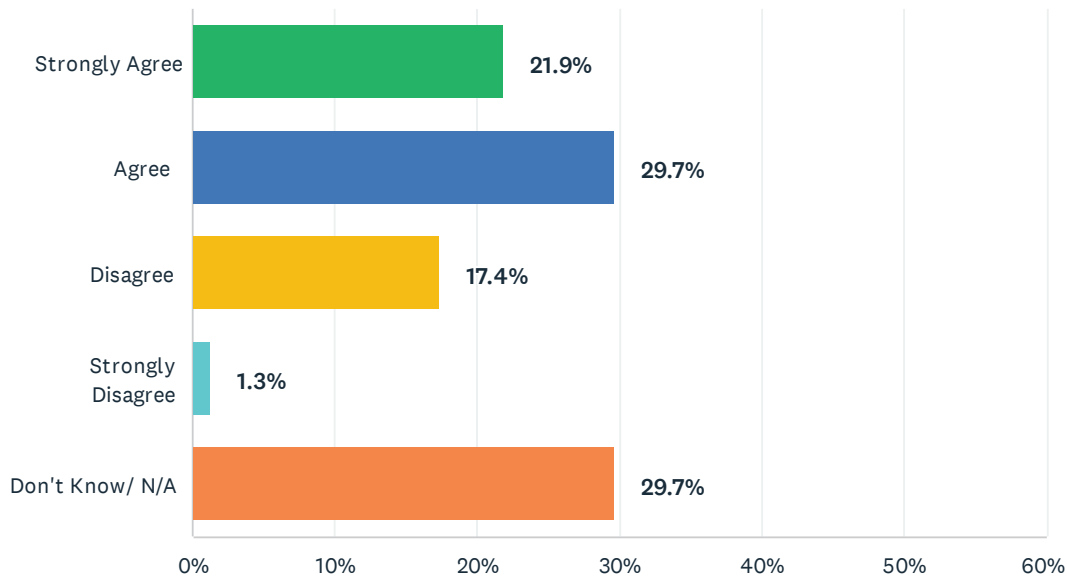
Answered: 155 Skipped: 38



ANSWER CHOICES	RESPONSES	
Strongly Agree	20.0%	31
Agree	36.1%	56
Disagree	16.1%	25
Strongly Disagree	0.0%	0
Don't Know/ N/A	27.7%	43
TOTAL		155

Q12 The feedback teachers provide on homework helps my child to learn.

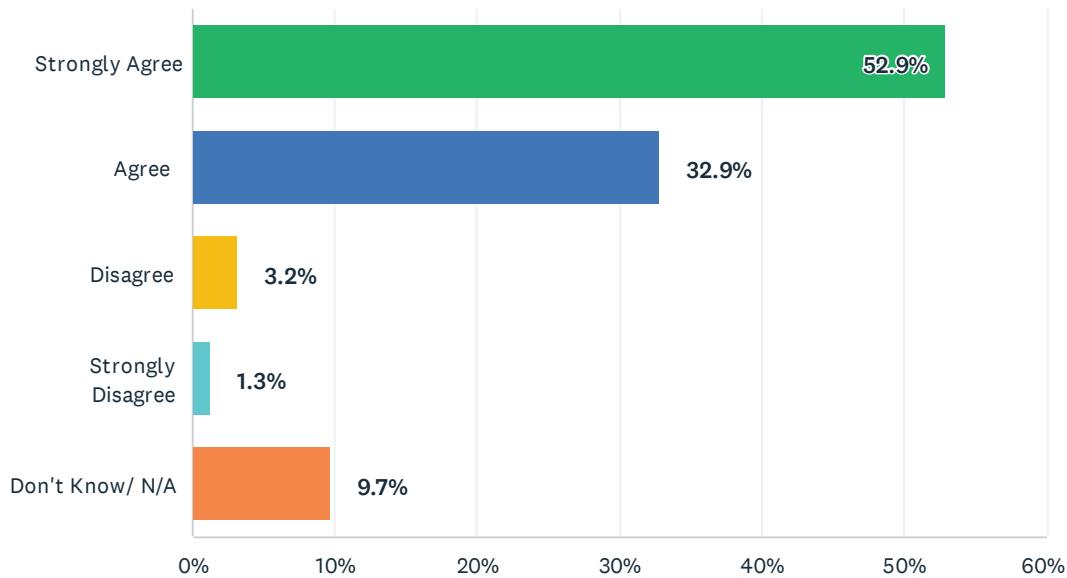
Answered: 155 Skipped: 38



ANSWER CHOICES	RESPONSES	
Strongly Agree	21.9%	34
Agree	29.7%	46
Disagree	17.4%	27
Strongly Disagree	1.3%	2
Don't Know/ N/A	29.7%	46
TOTAL		155

Q13 I make sure my child does his or her homework every night.

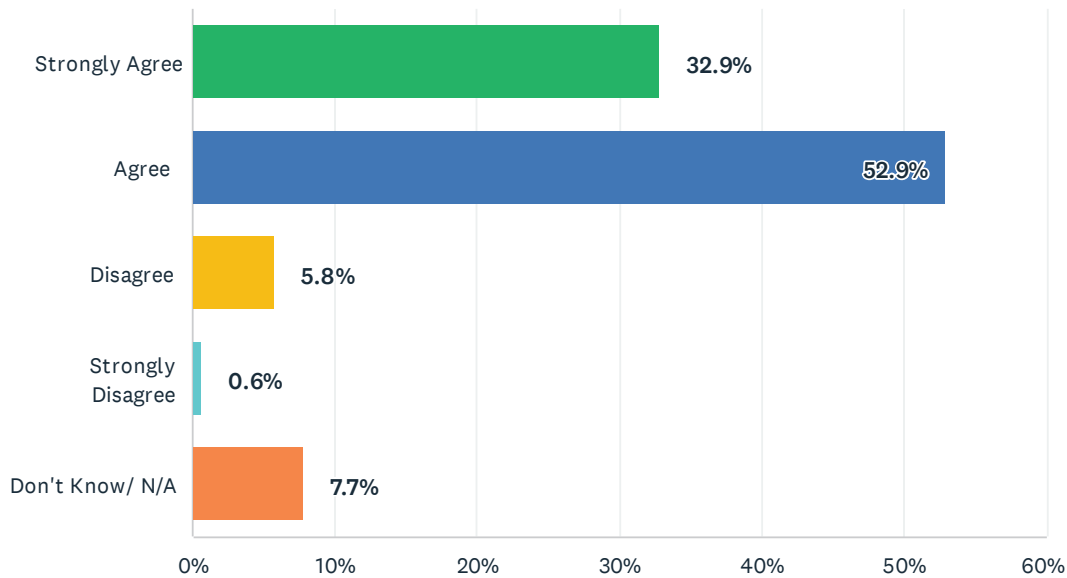
Answered: 155 Skipped: 38



ANSWER CHOICES	RESPONSES	
Strongly Agree	52.9%	82
Agree	32.9%	51
Disagree	3.2%	5
Strongly Disagree	1.3%	2
Don't Know/ N/A	9.7%	15
TOTAL		155

Q14 The amount of homework my child receives is usually appropriate.

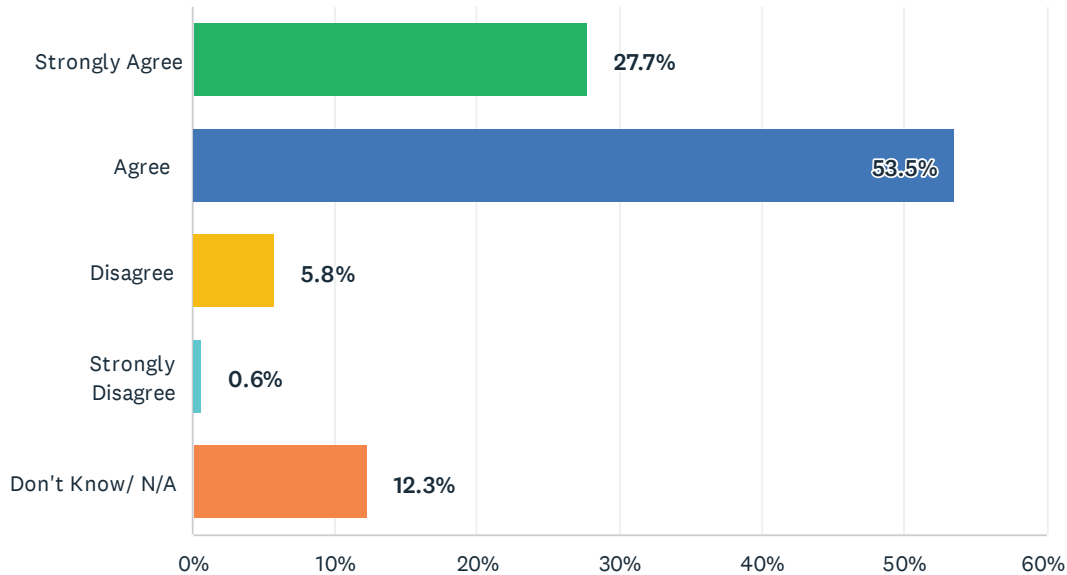
Answered: 155 Skipped: 38



ANSWER CHOICES	RESPONSES	
Strongly Agree	32.9%	51
Agree	52.9%	82
Disagree	5.8%	9
Strongly Disagree	0.6%	1
Don't Know/ N/A	7.7%	12
TOTAL		155

Q15 The homework my child receives usually helps provide appropriate practice and helps reinforce what he/she is learning.

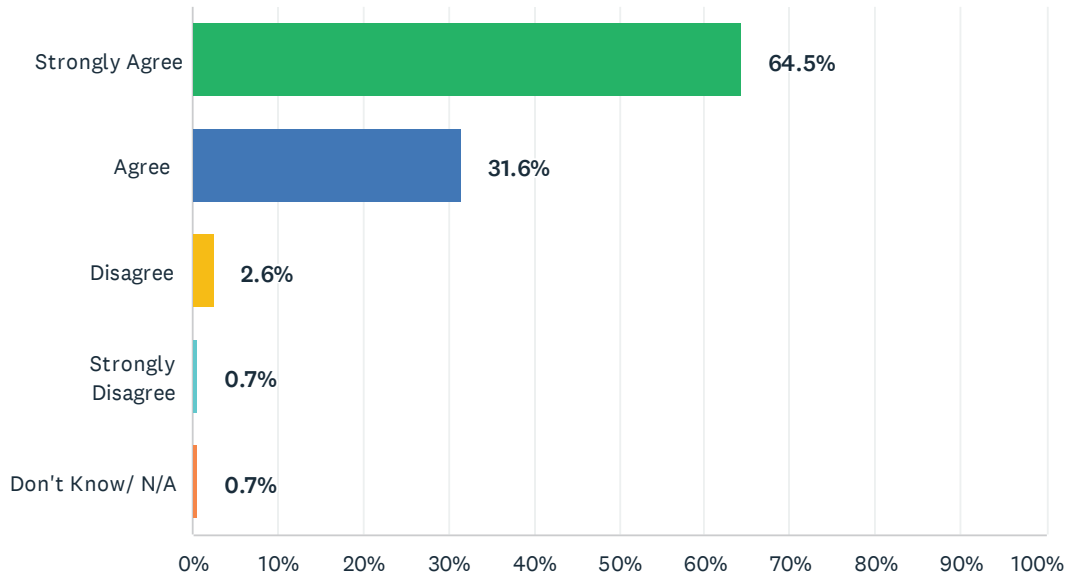
Answered: 155 Skipped: 38



ANSWER CHOICES	RESPONSES	
Strongly Agree	27.7%	43
Agree	53.5%	83
Disagree	5.8%	9
Strongly Disagree	0.6%	1
Don't Know/ N/A	12.3%	19
TOTAL		155

Q16 My child likes his/her school.

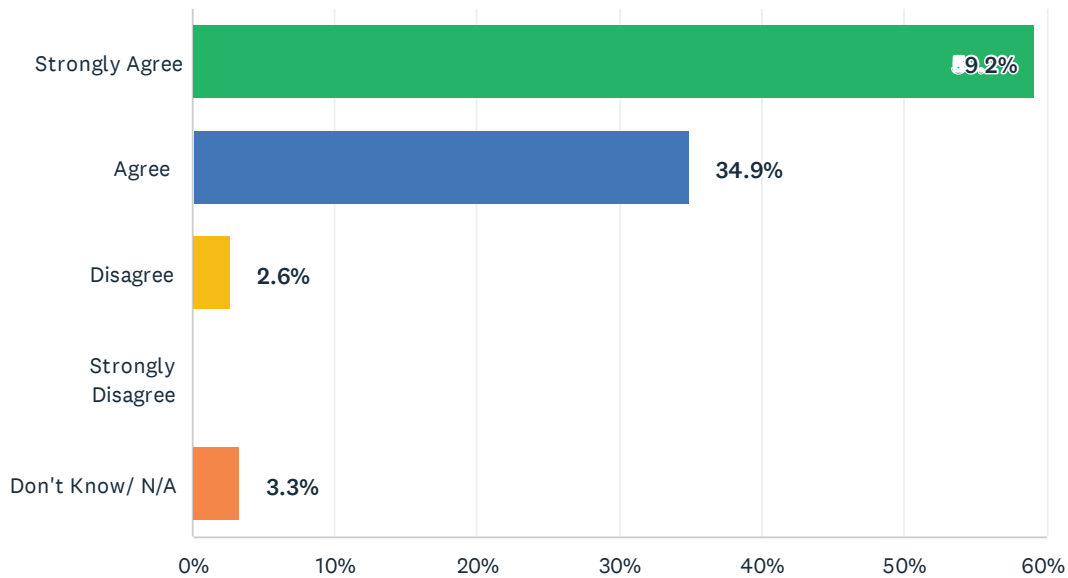
Answered: 152 Skipped: 41



ANSWER CHOICES	RESPONSES	
Strongly Agree	64.5%	98
Agree	31.6%	48
Disagree	2.6%	4
Strongly Disagree	0.7%	1
Don't Know/ N/A	0.7%	1
TOTAL		152

Q17 My child's teachers know him/her as an individual.

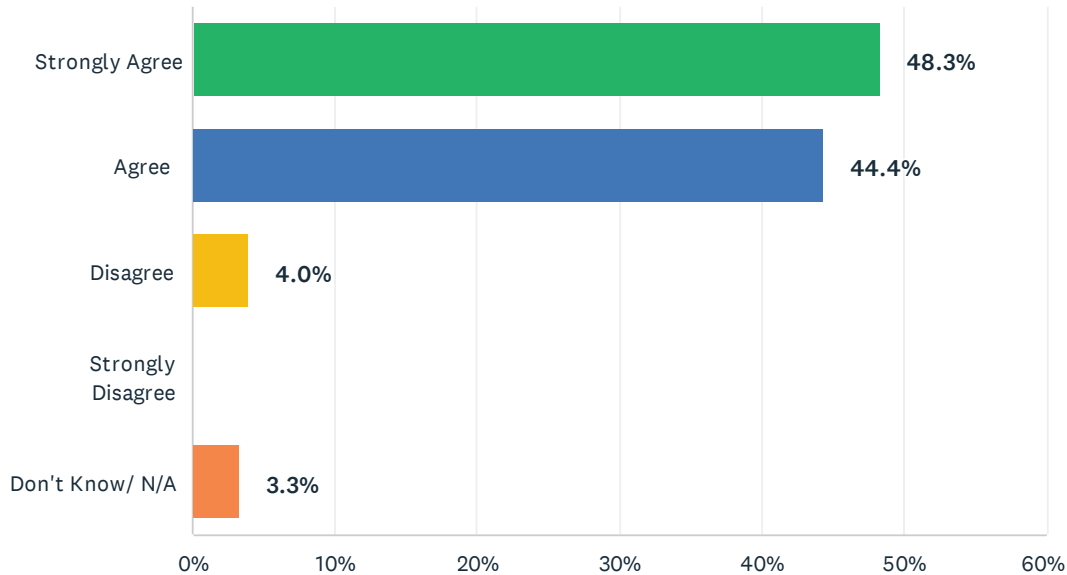
Answered: 152 Skipped: 41



ANSWER CHOICES	RESPONSES	
Strongly Agree	59.2%	90
Agree	34.9%	53
Disagree	2.6%	4
Strongly Disagree	0.0%	0
Don't Know/ N/A	3.3%	5
TOTAL		152

Q18 My child takes an interest in the activities (student clubs, sports, field trips, etc.) offered at this school.

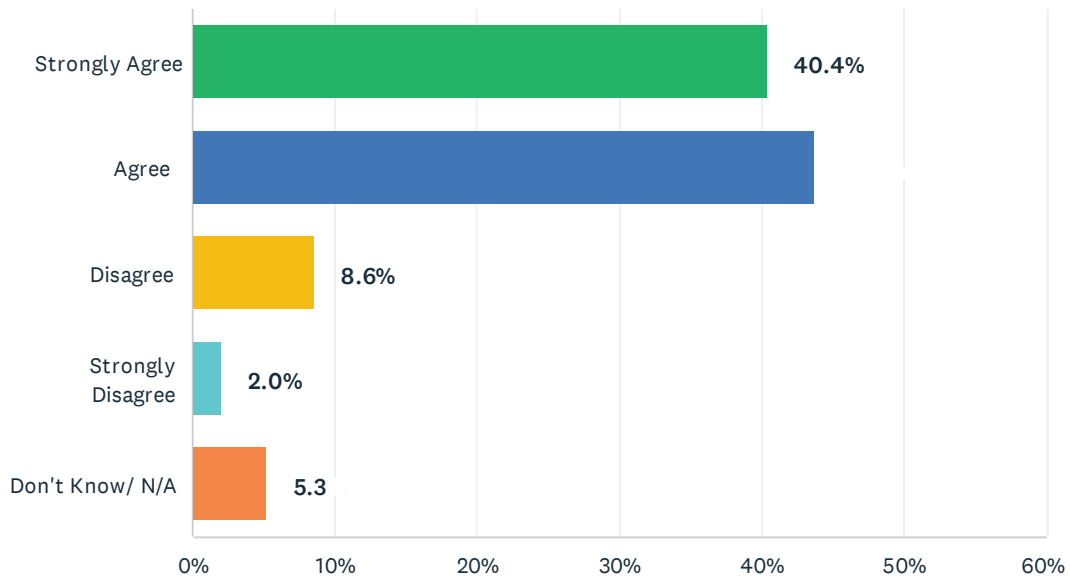
Answered: 151 Skipped: 42



ANSWER CHOICES	RESPONSES	
Strongly Agree	48.3%	73
Agree	44.4%	67
Disagree	4.0%	6
Strongly Disagree	0.0%	0
Don't Know/ N/A	3.3%	5
TOTAL		151

Q19 My child is recognized for his/her efforts.

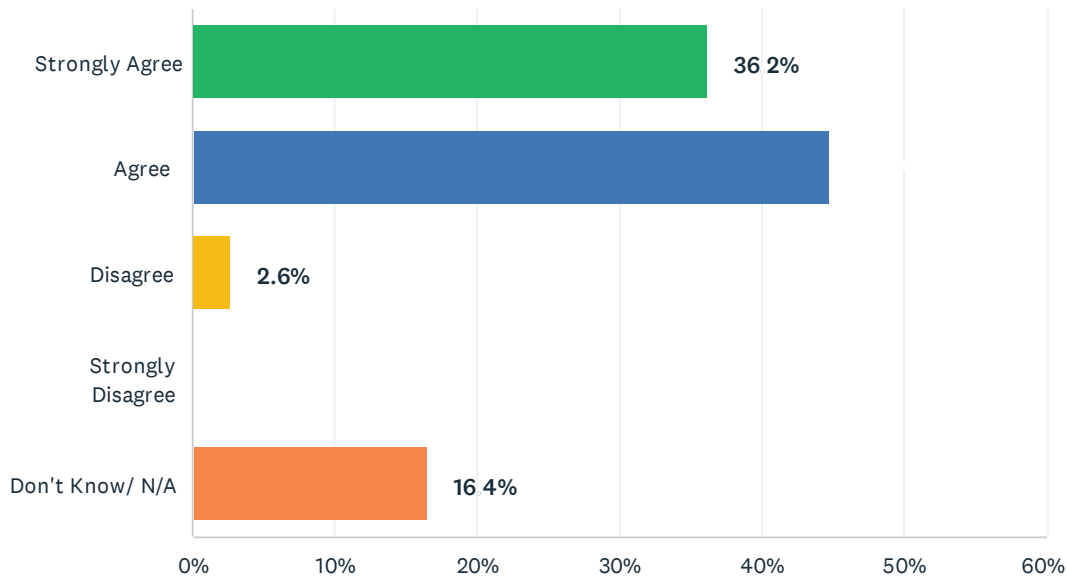
Answered: 151 Skipped: 42



ANSWER CHOICES	RESPONSES	
Strongly Agree	40.4%	61
Agree	43.7%	66
Disagree	8.6%	13
Strongly Disagree	2.0%	3
Don't Know/ N/A	5.3%	8
TOTAL		151

Q20 My child is provided opportunities to collaborate with other students.

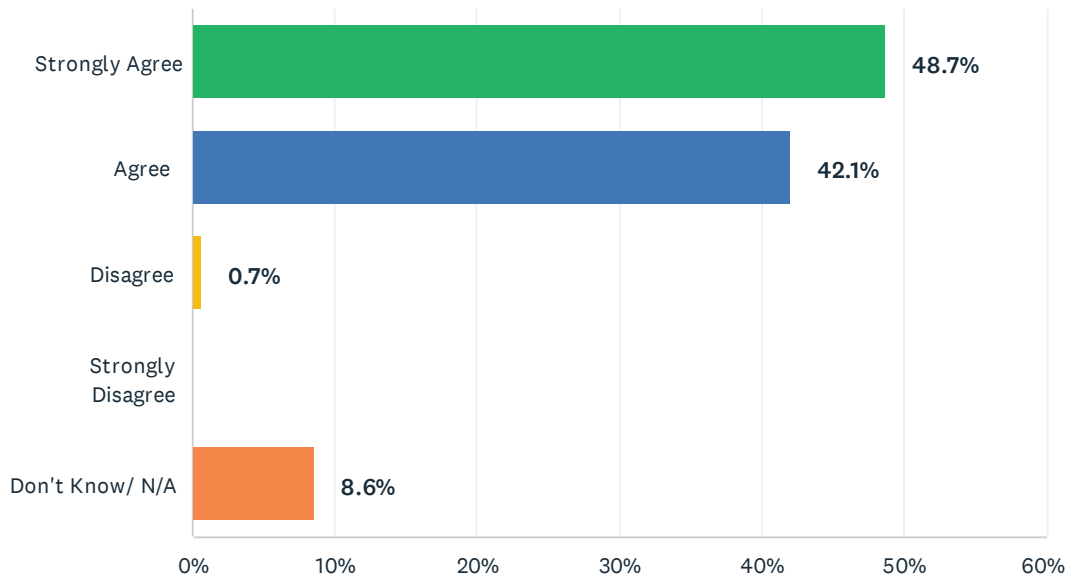
Answered: 152 Skipped: 41



ANSWER CHOICES	RESPONSES	
Strongly Agree	36.2%	55
Agree	44.7%	68
Disagree	2.6%	4
Strongly Disagree	0.0%	0
Don't Know/ N/A	16.4%	25
TOTAL		152

Q21 My child is encouraged to do his/her best.

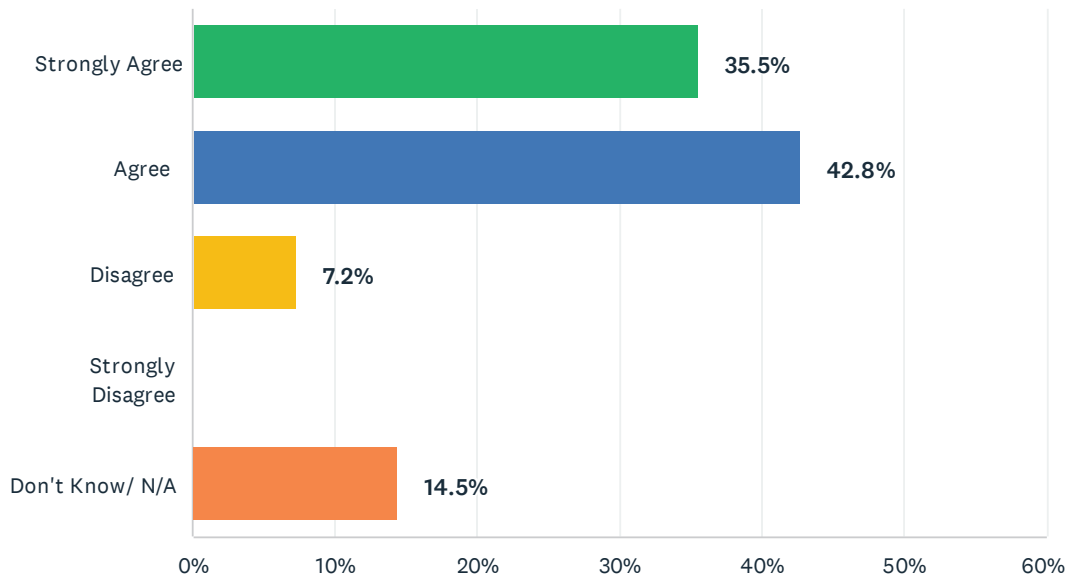
Answered: 152 Skipped: 41



ANSWER CHOICES	RESPONSES	
Strongly Agree	48.7%	74
Agree	42.1%	64
Disagree	0.7%	1
Strongly Disagree	0.0%	0
Don't Know/ N/A	8.6%	13
TOTAL		152

Q22 My child is provided individual attention when needed.

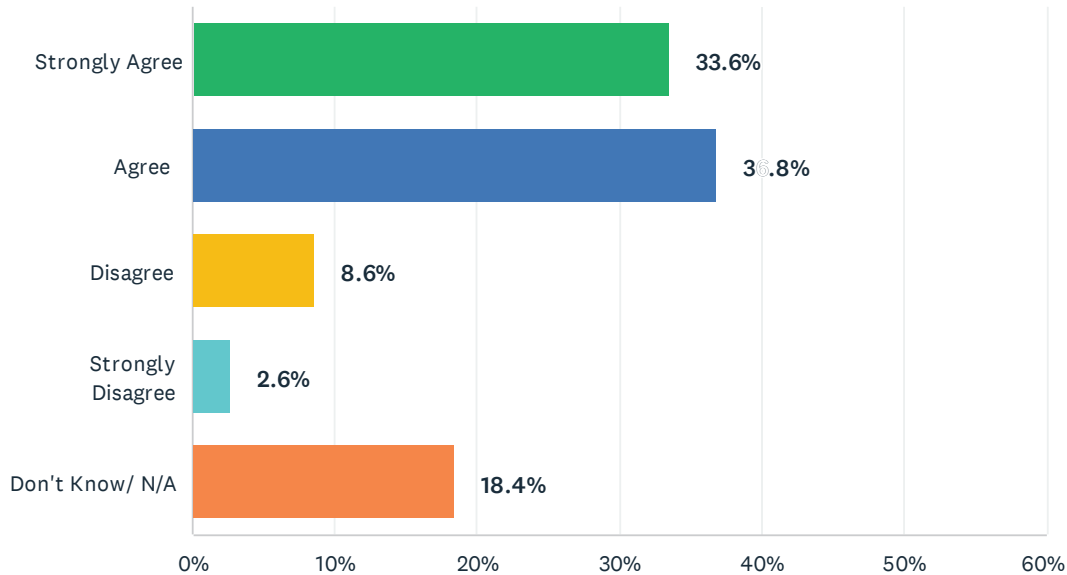
Answered: 152 Skipped: 41



ANSWER CHOICES	RESPONSES	
Strongly Agree	35.5%	54
Agree	42.8%	65
Disagree	7.2%	11
Strongly Disagree	0.0%	0
Don't Know/ N/A	14.5%	22
TOTAL		152

Q23 My child's teachers contact me when my child needs additional support.

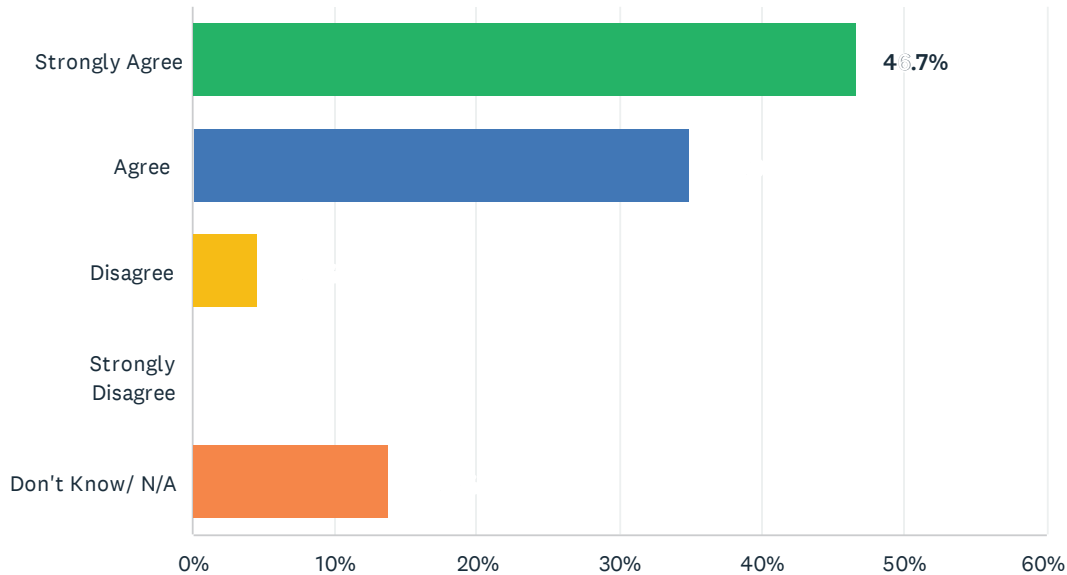
Answered: 152 Skipped: 41



ANSWER CHOICES	RESPONSES	
Strongly Agree	33.6%	51
Agree	36.8%	56
Disagree	8.6%	13
Strongly Disagree	2.6%	4
Don't Know/ N/A	18.4%	28
TOTAL		152

Q24 My child is treated fairly regardless of his/her background or differences.

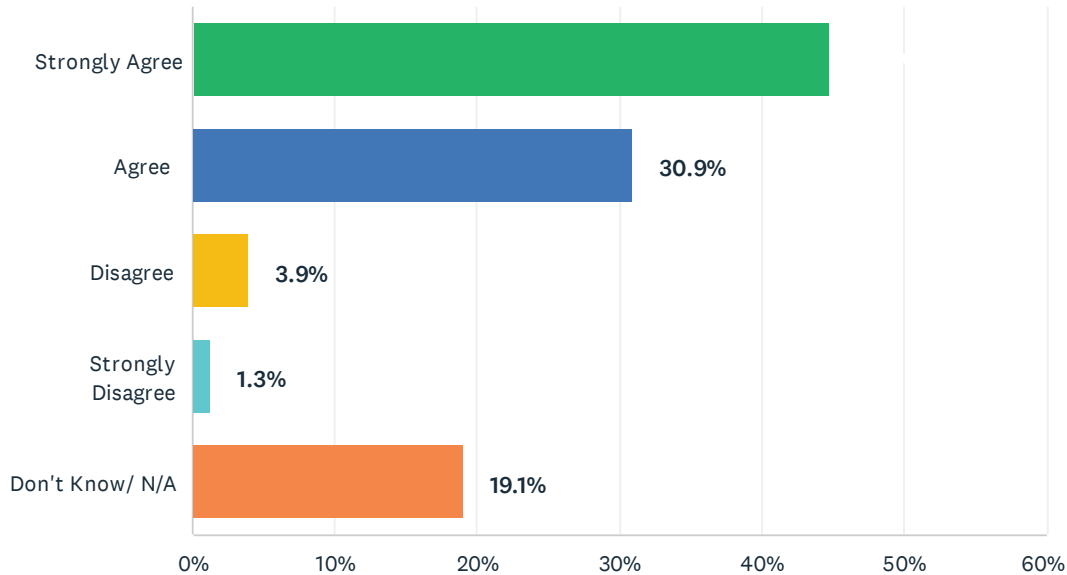
Answered: 152 Skipped: 41



ANSWER CHOICES	RESPONSES	
Strongly Agree	46.7%	71
Agree	34.9%	53
Disagree	4.6%	7
Strongly Disagree	0.0%	0
Don't Know/ N/A	13.8%	21
TOTAL		152

Q25 Students at my child's school are treated fairly regardless of their backgrounds and differences.

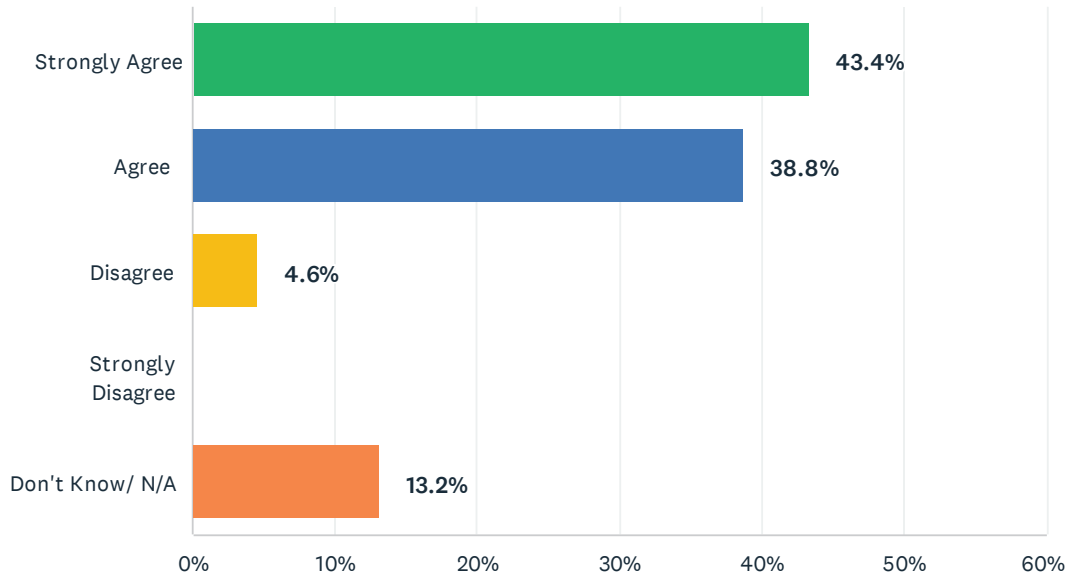
Answered: 152 Skipped: 41



ANSWER CHOICES	RESPONSES	
Strongly Agree	44.7%	68
Agree	30.9%	47
Disagree	3.9%	6
Strongly Disagree	1.3%	2
Don't Know/ N/A	19.1%	29
TOTAL		152

Q26 There is a teacher, counselor or other staff member at school to whom my child can go for help with a school problem.

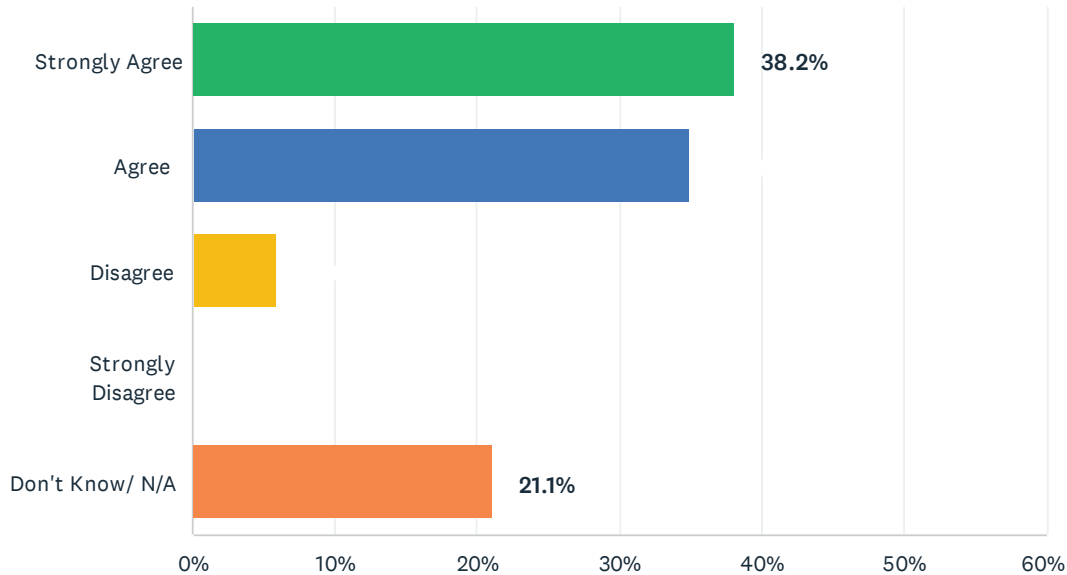
Answered: 152 Skipped: 41



ANSWER CHOICES	RESPONSES	
Strongly Agree	43.4%	66
Agree	38.8%	59
Disagree	4.6%	7
Strongly Disagree	0.0%	0
Don't Know/ N/A	13.2%	20
TOTAL		152

Q27 There is a teacher, counselor or other staff member at school to whom my child can go to for help with a personal problem.

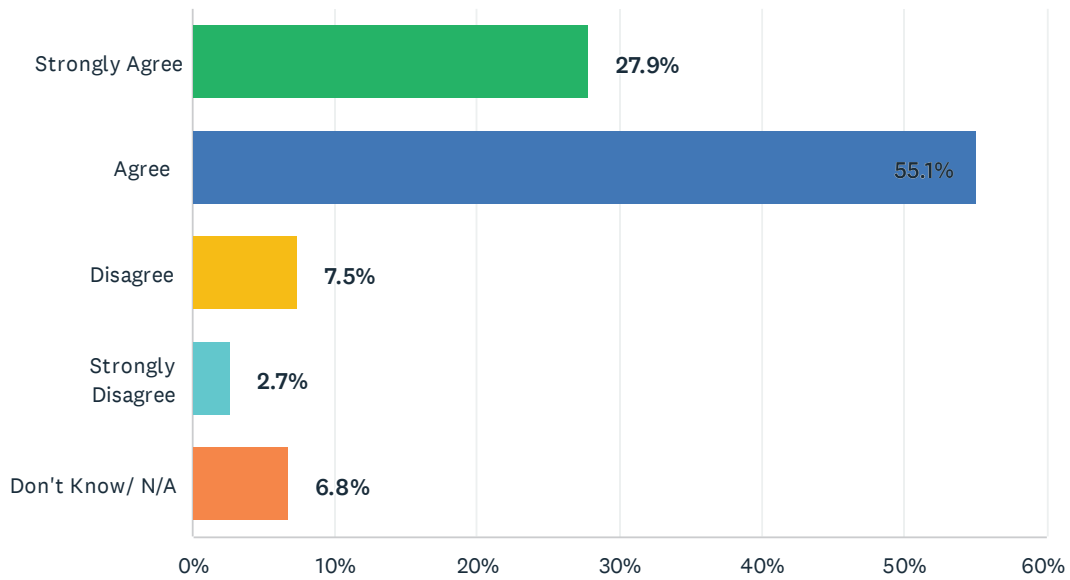
Answered: 152 Skipped: 41



ANSWER CHOICES	RESPONSES	
Strongly Agree	38.2%	58
Agree	34.9%	53
Disagree	5.9%	9
Strongly Disagree	0.0%	0
Don't Know/ N/A	21.1%	32
TOTAL		152

Q28 The campus leadership is effective.

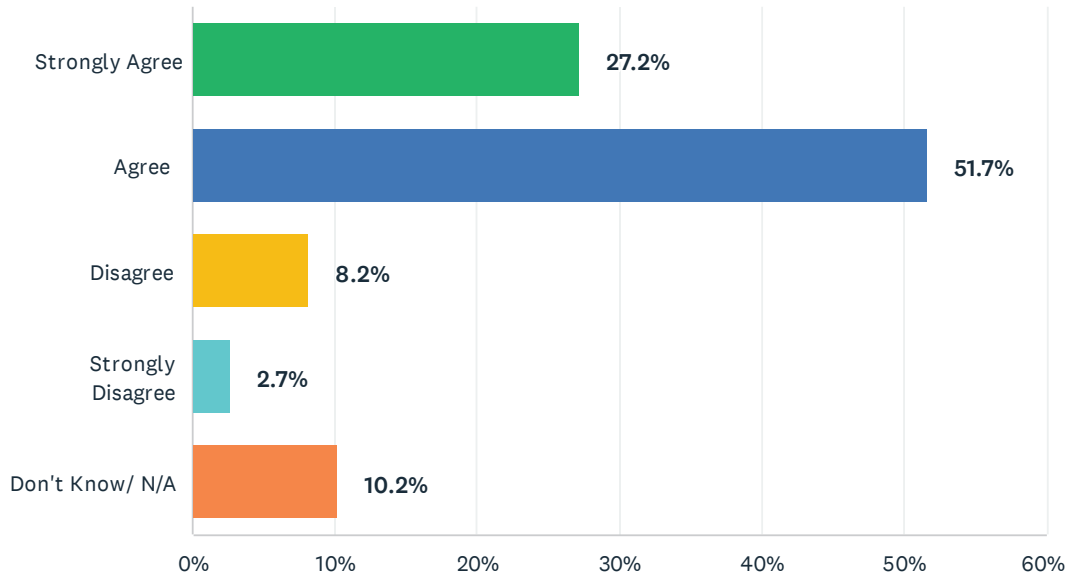
Answered: 147 Skipped: 46



ANSWER CHOICES	RESPONSES	
Strongly Agree	27.9%	41
Agree	55.1%	81
Disagree	7.5%	11
Strongly Disagree	2.7%	4
Don't Know/ N/A	6.8%	10
TOTAL		147

Q29 The campus leadership makes decisions that are in the best interest of the students.

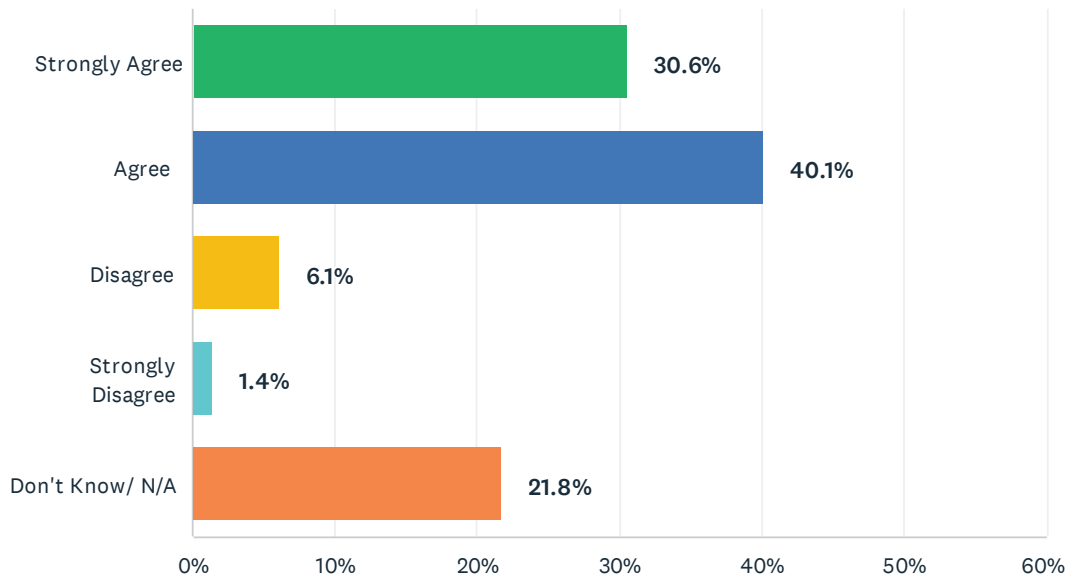
Answered: 147 Skipped: 46



ANSWER CHOICES	RESPONSES	
Strongly Agree	27.2%	40
Agree	51.7%	76
Disagree	8.2%	12
Strongly Disagree	2.7%	4
Don't Know/ N/A	10.2%	15
TOTAL		147

Q30 My child has had positive interactions with his/her campus' leadership.

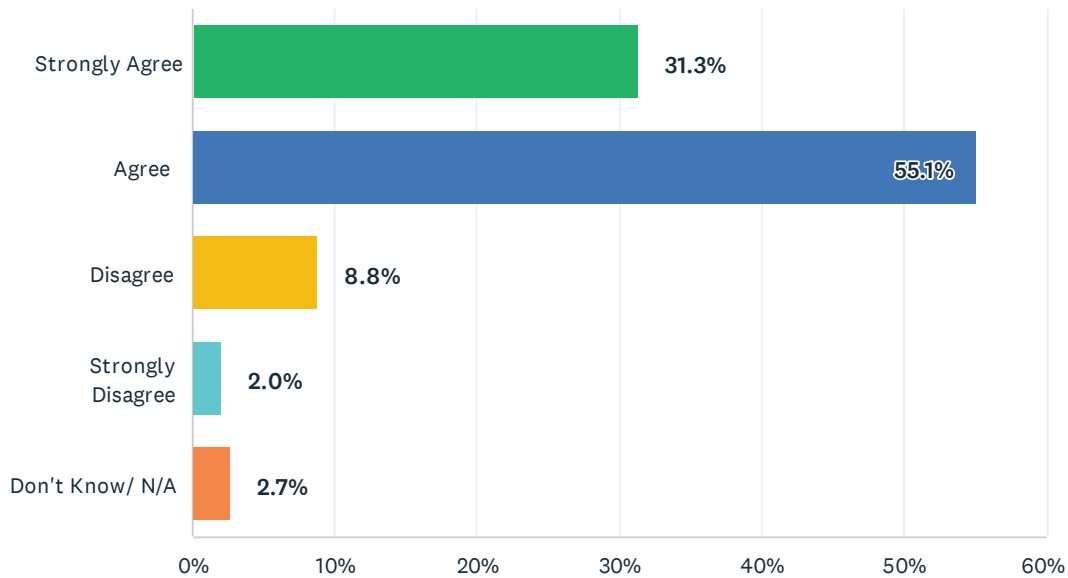
Answered: 147 Skipped: 46



ANSWER CHOICES	RESPONSES	
Strongly Agree	30.6%	45
Agree	40.1%	59
Disagree	6.1%	9
Strongly Disagree	1.4%	2
Don't Know/ N/A	21.8%	32
TOTAL		147

Q31 The communication from campus leadership is beneficial.

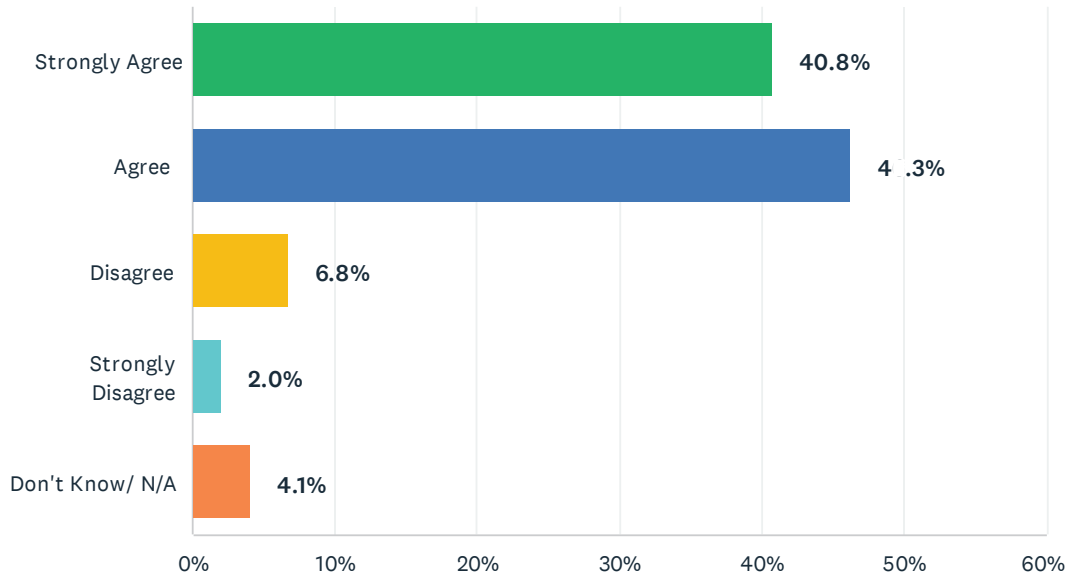
Answered: 147 Skipped: 46



ANSWER CHOICES	RESPONSES	
Strongly Agree	31.3%	46
Agree	55.1%	81
Disagree	8.8%	13
Strongly Disagree	2.0%	3
Don't Know/ N/A	2.7%	4
TOTAL		147

Q32 The campus leadership actively encourages parental involvement in my child's school.

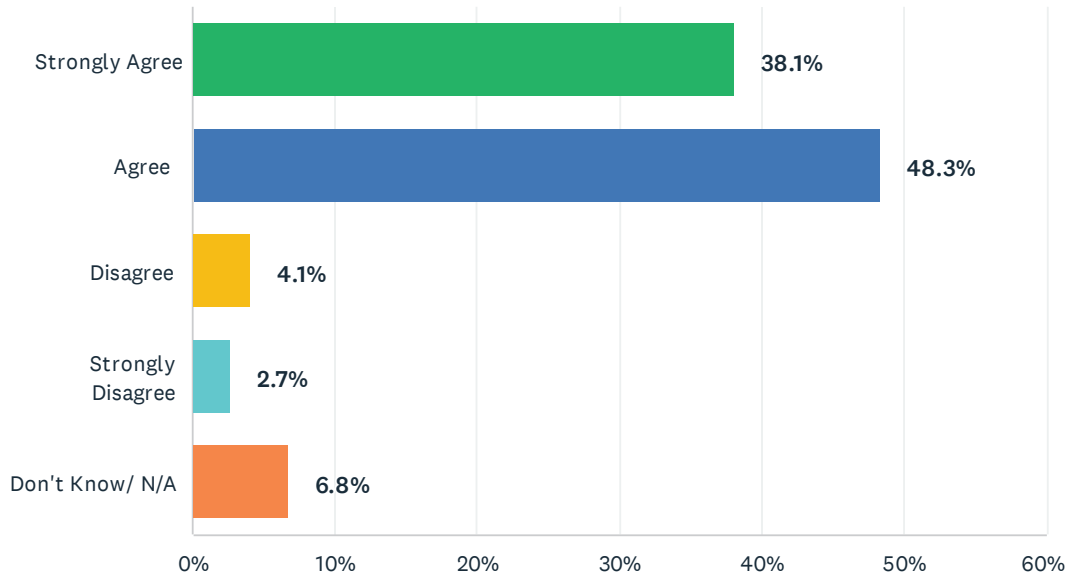
Answered: 147 Skipped: 46



ANSWER CHOICES	RESPONSES	
Strongly Agree	40.8%	60
Agree	46.3%	68
Disagree	6.8%	10
Strongly Disagree	2.0%	3
Don't Know/ N/A	4.1%	6
TOTAL		147

Q33 The campus leadership promotes a positive school environment for student learning.

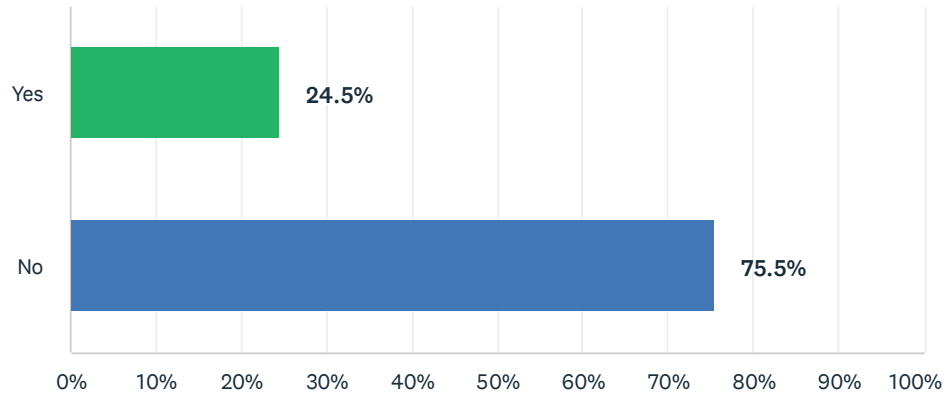
Answered: 147 Skipped: 46



ANSWER CHOICES	RESPONSES	
Strongly Agree	38.1%	56
Agree	48.3%	71
Disagree	4.1%	6
Strongly Disagree	2.7%	4
Don't Know/ N/A	6.8%	10
TOTAL		147

Q34 Have you had an issue to discuss with the principal or assistant principal this year?

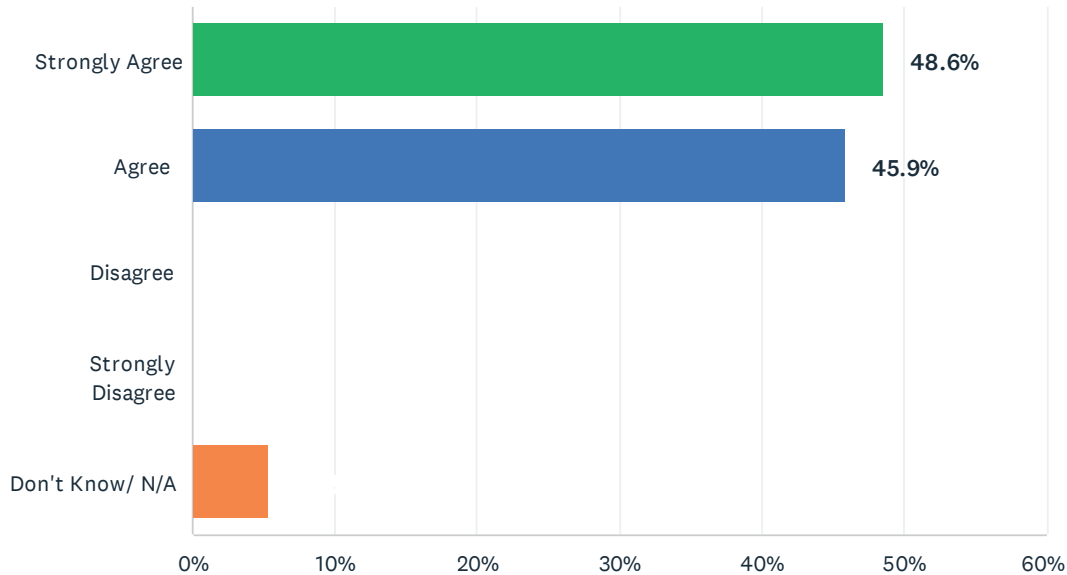
Answered: 147 Skipped: 46



ANSWER CHOICES	RESPONSES	
Yes	24.5%	36
No	75.5%	111
TOTAL		147

Q35 When I have had an issue to discuss with the principal or assistant principal he or she was available to talk to me.

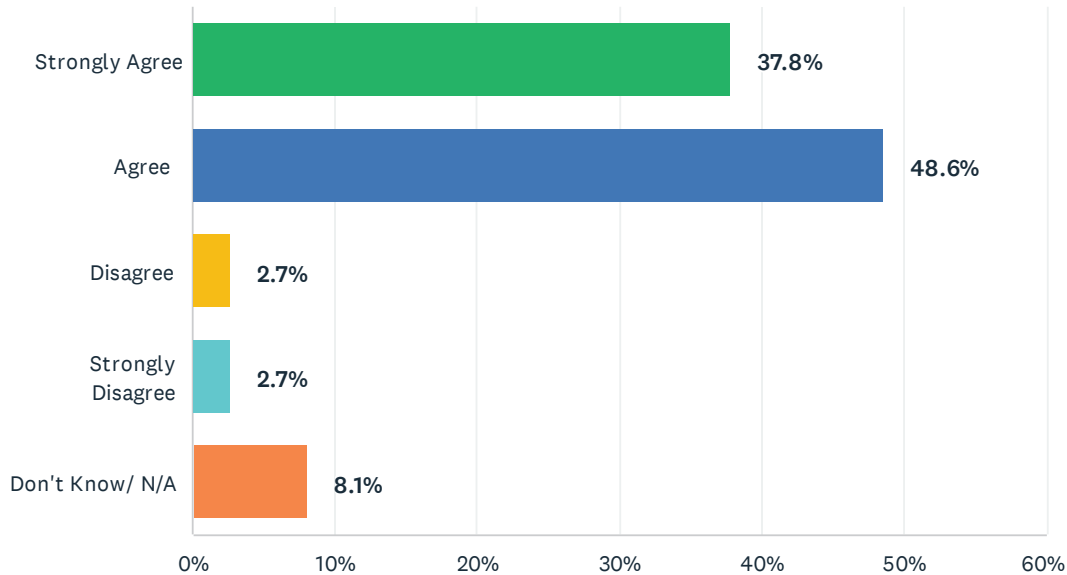
Answered: 37 Skipped: 156



ANSWER CHOICES	RESPONSES	
Strongly Agree	48.6%	18
Agree	45.9%	17
Disagree	0.0%	0
Strongly Disagree	0.0%	0
Don't Know/ N/A	5.4%	2
TOTAL		37

Q36 When I have had an issue to discuss with the principal or assistant principal he or she was courteous and listened to my concerns.

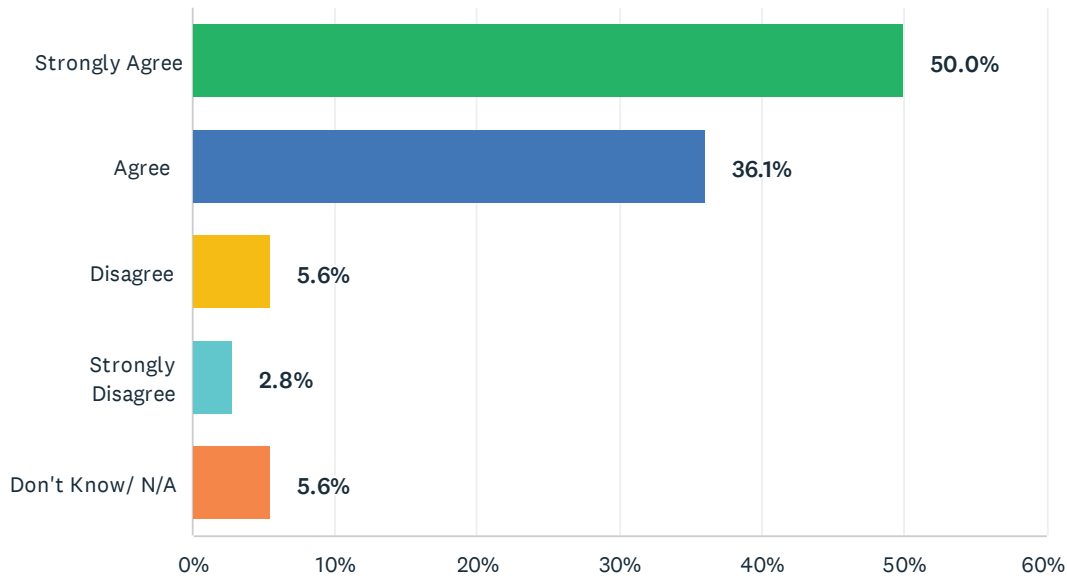
Answered: 37 Skipped: 156



ANSWER CHOICES	RESPONSES	
Strongly Agree	37.8%	14
Agree	48.6%	18
Disagree	2.7%	1
Strongly Disagree	2.7%	1
Don't Know/ N/A	8.1%	3
TOTAL		37

Q37 When I have had an issue to discuss with the principal or assistant principal he or she responded to my concerns in a professional manner, whether or not he or she agreed with me.

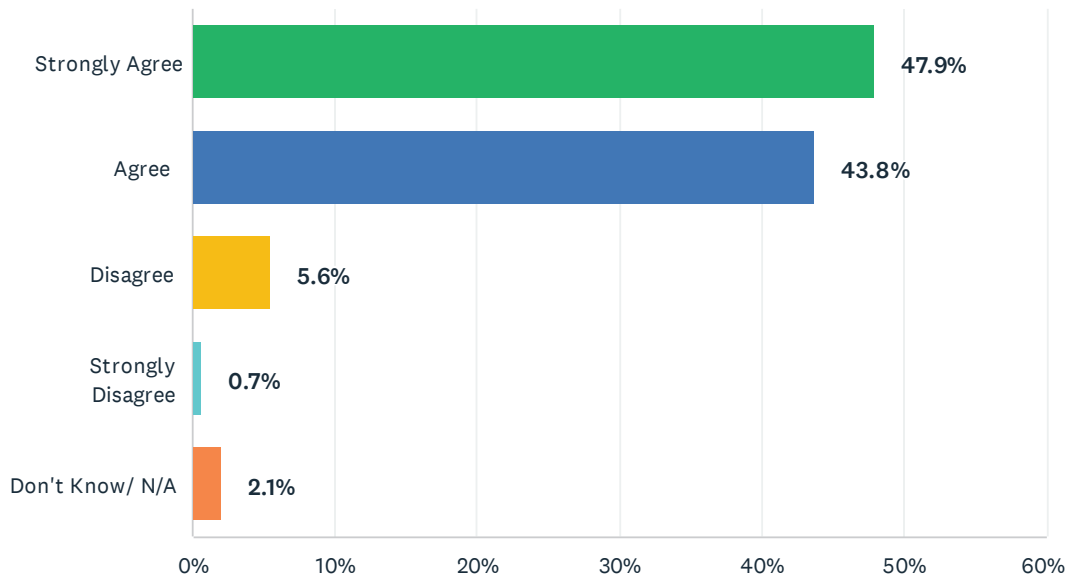
Answered: 36 Skipped: 157



ANSWER CHOICES	RESPONSES	
Strongly Agree	50.0%	18
Agree	36.1%	13
Disagree	5.6%	2
Strongly Disagree	2.8%	1
Don't Know/ N/A	5.6%	2
TOTAL		36

Q38 I feel welcome in my child's school.

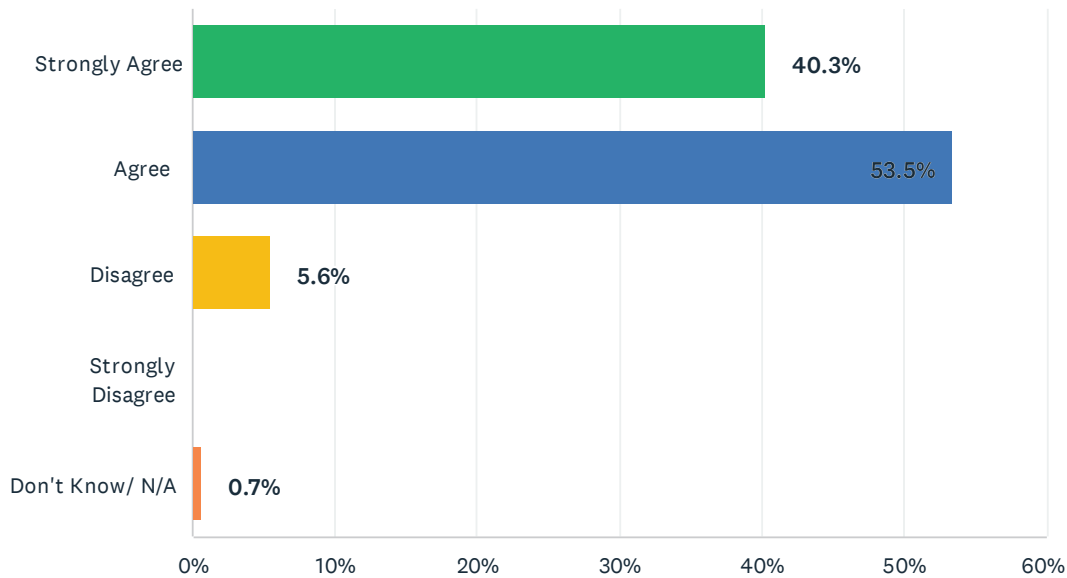
Answered: 144 Skipped: 49



ANSWER CHOICES	RESPONSES	
Strongly Agree	47.9%	69
Agree	43.8%	63
Disagree	5.6%	8
Strongly Disagree	0.7%	1
Don't Know/ N/A	2.1%	3
TOTAL		144

Q39 I am kept informed about what my child is learning in school.

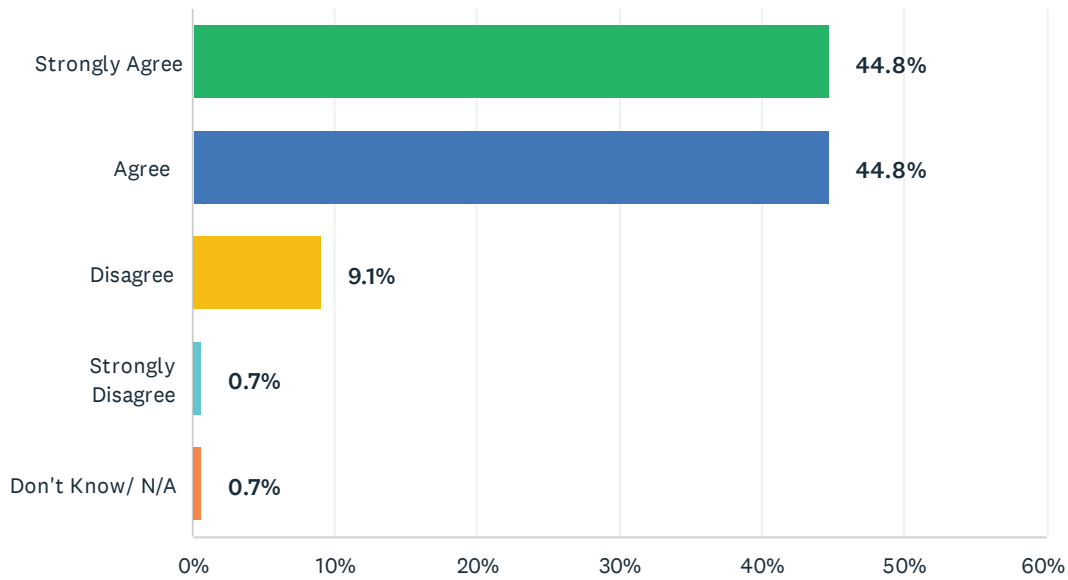
Answered: 144 Skipped: 49



ANSWER CHOICES	RESPONSES	
Strongly Agree	40.3%	58
Agree	53.5%	77
Disagree	5.6%	8
Strongly Disagree	0.0%	0
Don't Know/ N/A	0.7%	1
TOTAL		144

Q40 I am kept informed about my child's grades.

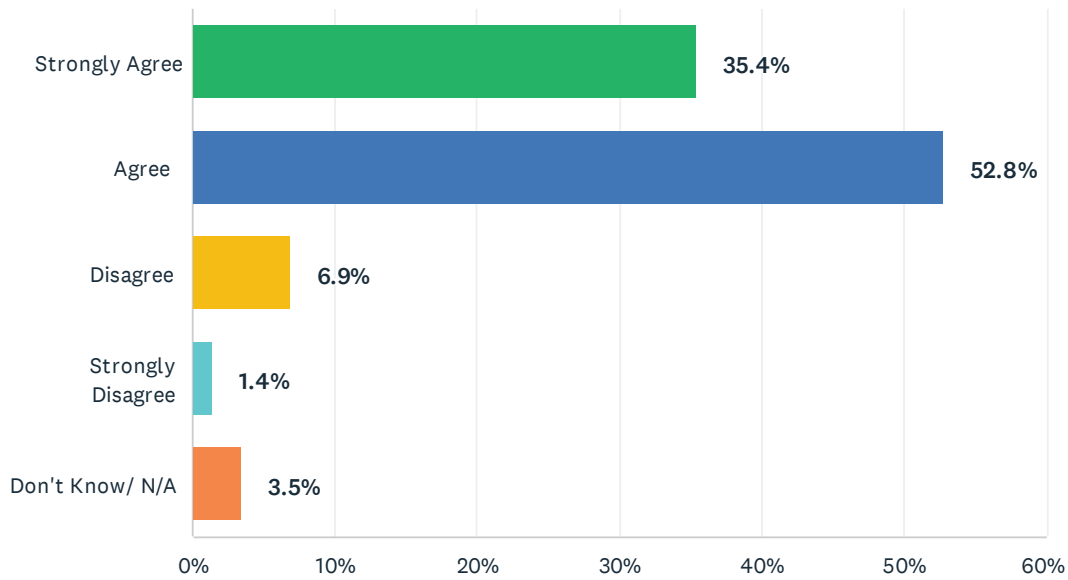
Answered: 143 Skipped: 50



ANSWER CHOICES	RESPONSES	
Strongly Agree	44.8%	64
Agree	44.8%	64
Disagree	9.1%	13
Strongly Disagree	0.7%	1
Don't Know/ N/A	0.7%	1
TOTAL		143

Q41 I am kept informed about my child's behavior.

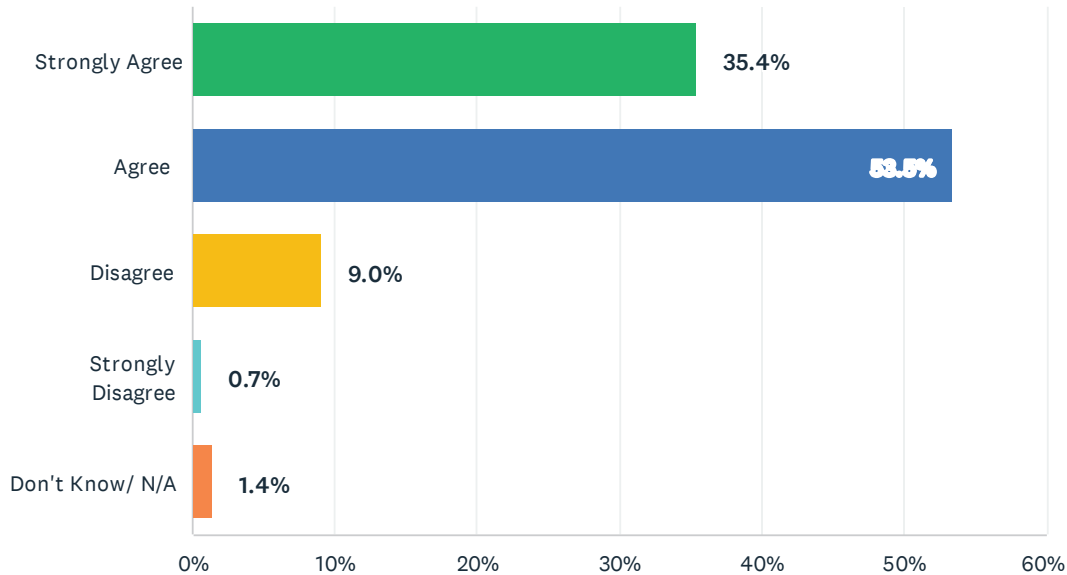
Answered: 144 Skipped: 49



ANSWER CHOICES	RESPONSES	
Strongly Agree	35.4%	51
Agree	52.8%	76
Disagree	6.9%	10
Strongly Disagree	1.4%	2
Don't Know/ N/A	3.5%	5
TOTAL		144

Q42 I am kept informed about activities like tutoring, after-school programs, student performances, parent workshops and other events.

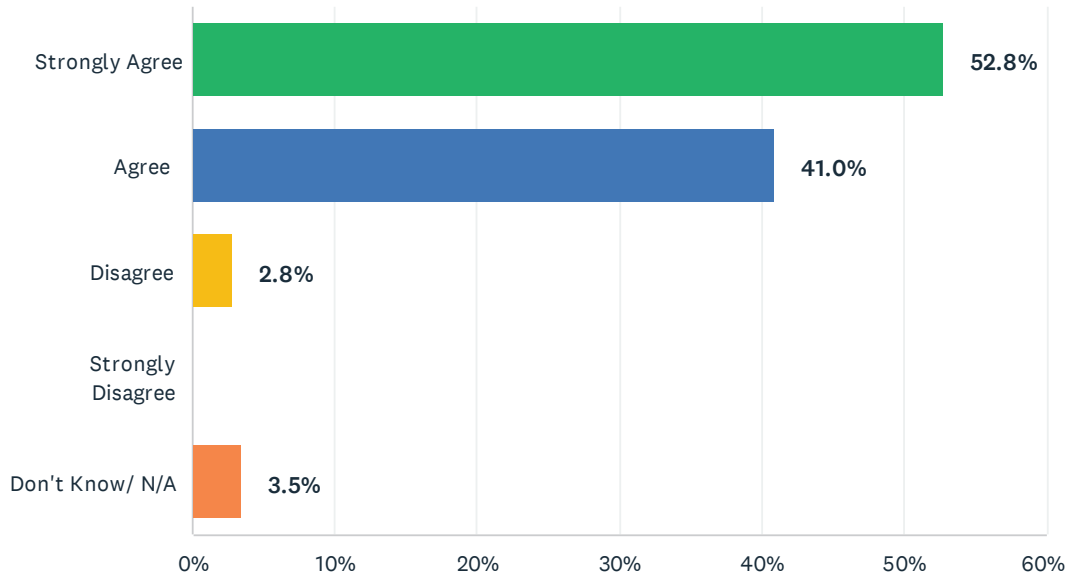
Answered: 144 Skipped: 49



ANSWER CHOICES	RESPONSES	
Strongly Agree	35.4%	51
Agree	53.5%	77
Disagree	9.0%	13
Strongly Disagree	0.7%	1
Don't Know/ N/A	1.4%	2
TOTAL		144

Q43 My child's teachers are available to discuss my child's learning needs with me.

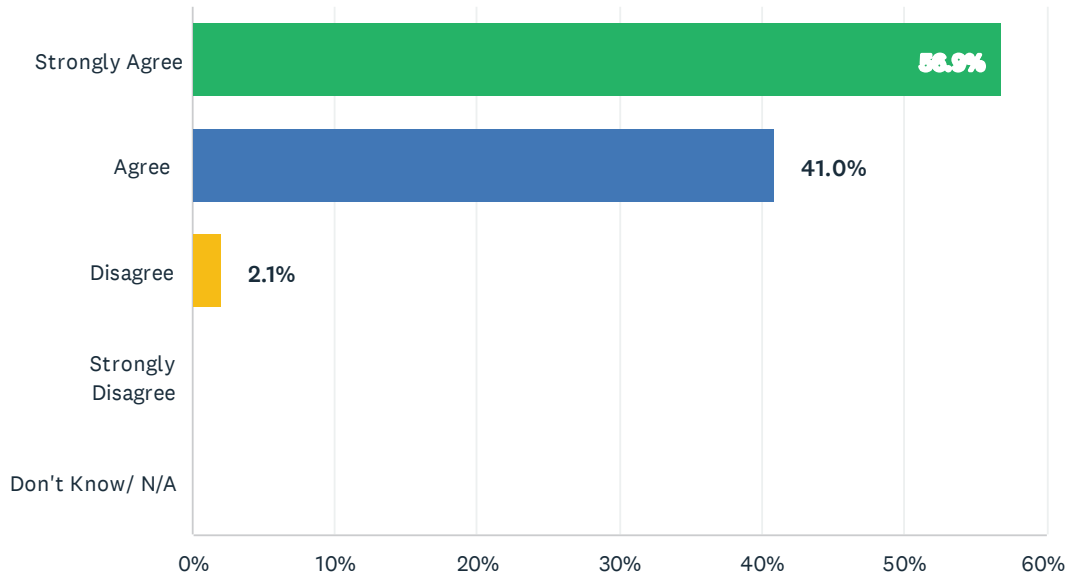
Answered: 144 Skipped: 49



ANSWER CHOICES	RESPONSES	
Strongly Agree	52.8%	76
Agree	41.0%	59
Disagree	2.8%	4
Strongly Disagree	0.0%	0
Don't Know/ N/A	3.5%	5
TOTAL		144

Q44 When I contact my child's teachers, I receive a professional response.

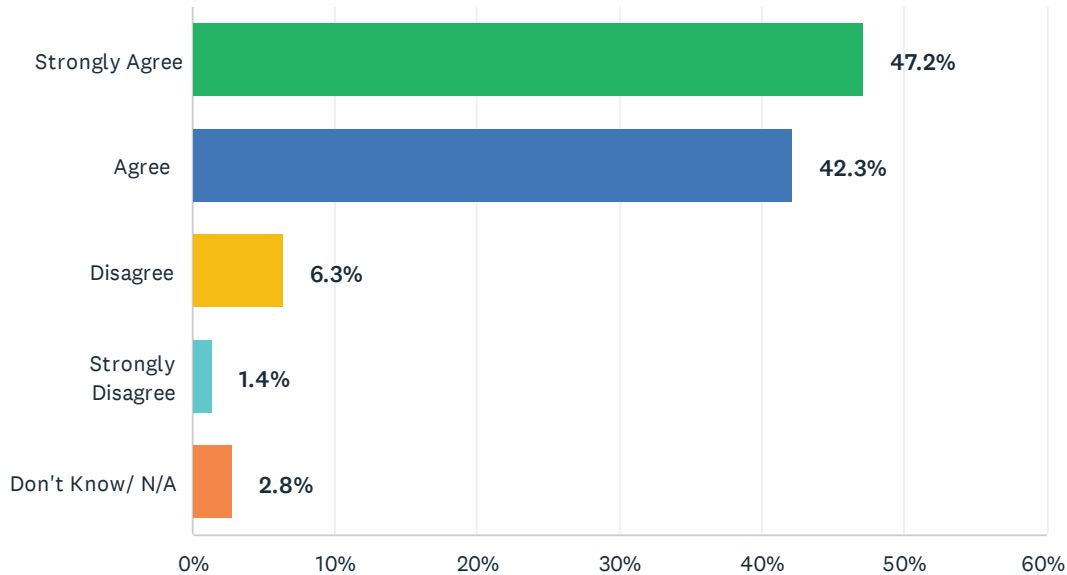
Answered: 144 Skipped: 49



ANSWER CHOICES	RESPONSES	
Strongly Agree	56.9%	82
Agree	41.0%	59
Disagree	2.1%	3
Strongly Disagree	0.0%	0
Don't Know/ N/A	0.0%	0
TOTAL		144

Q45 I am satisfied with the opportunities for me to be involved in my child's school.

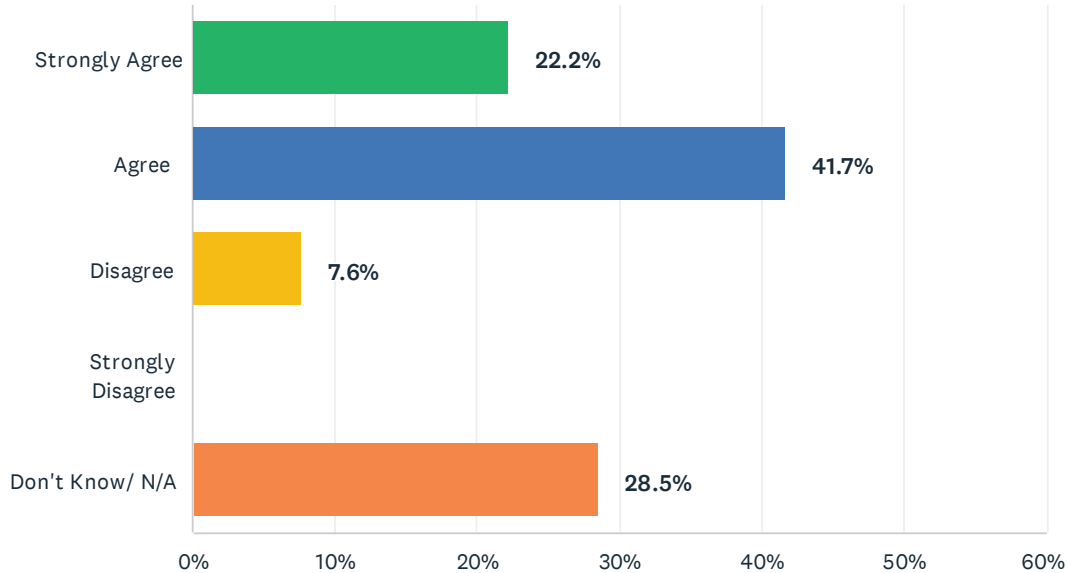
Answered: 142 Skipped: 51



ANSWER CHOICES	RESPONSES	
Strongly Agree	47.2%	67
Agree	42.3%	60
Disagree	6.3%	9
Strongly Disagree	1.4%	2
Don't Know/ N/A	2.8%	4
TOTAL		142

Q46 I feel the parent education opportunities presented by my school are valuable.

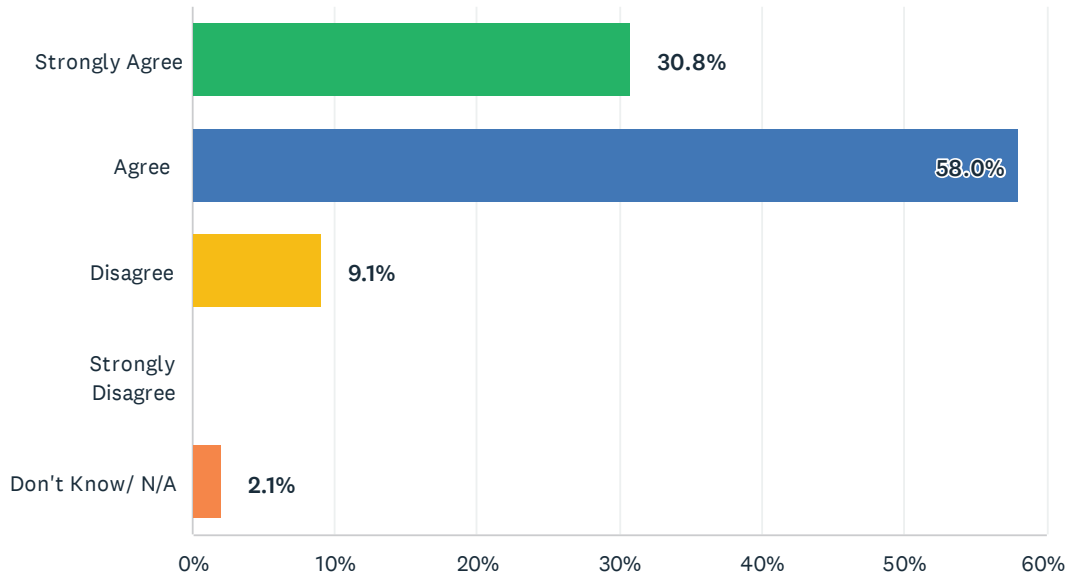
Answered: 144 Skipped: 49



ANSWER CHOICES	RESPONSES	
Strongly Agree	22.2%	32
Agree	41.7%	60
Disagree	7.6%	11
Strongly Disagree	0.0%	0
Don't Know/ N/A	28.5%	41
TOTAL		144

Q47 I am satisfied with the information and communication I receive from my child's school.

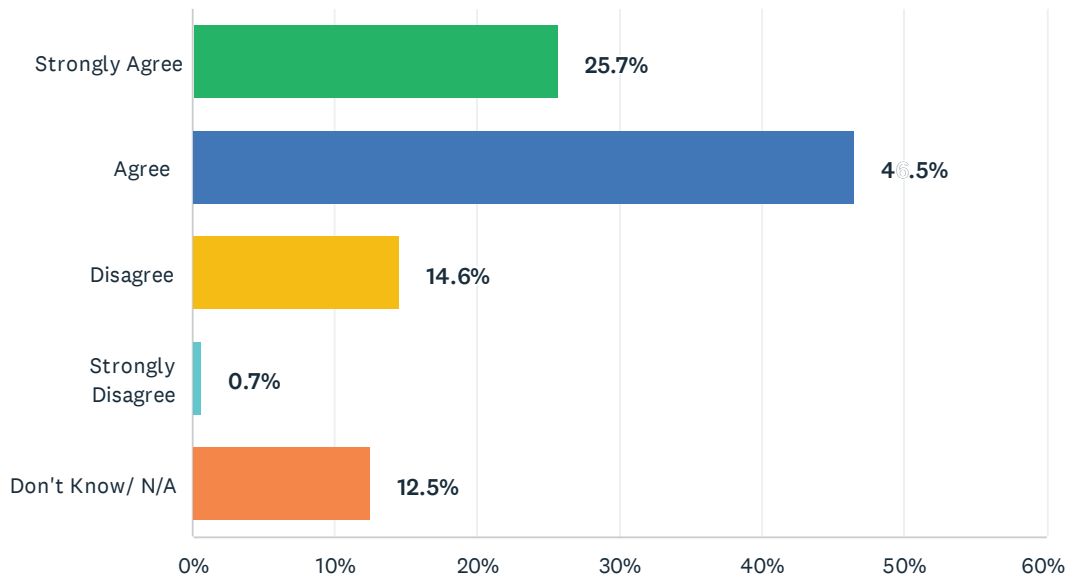
Answered: 143 Skipped: 50



ANSWER CHOICES	RESPONSES	
Strongly Agree	30.8%	44
Agree	58.0%	83
Disagree	9.1%	13
Strongly Disagree	0.0%	0
Don't Know/ N/A	2.1%	3
TOTAL		143

Q48 The school's website is a good source for information.

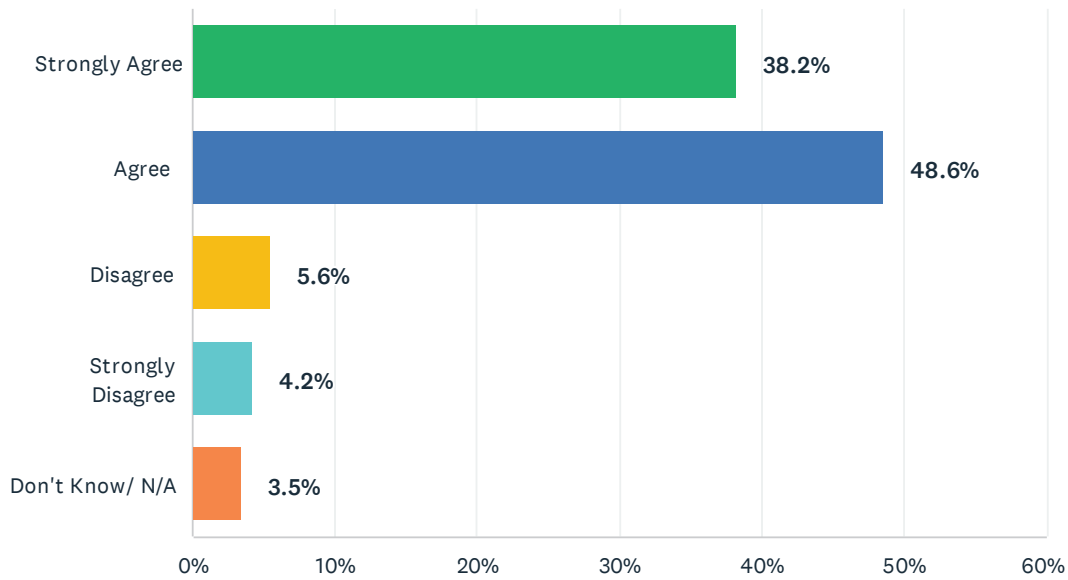
Answered: 144 Skipped: 49



ANSWER CHOICES	RESPONSES	
Strongly Agree	25.7%	37
Agree	46.5%	67
Disagree	14.6%	21
Strongly Disagree	0.7%	1
Don't Know/ N/A	12.5%	18
TOTAL		144

Q49 My child is safe at school.

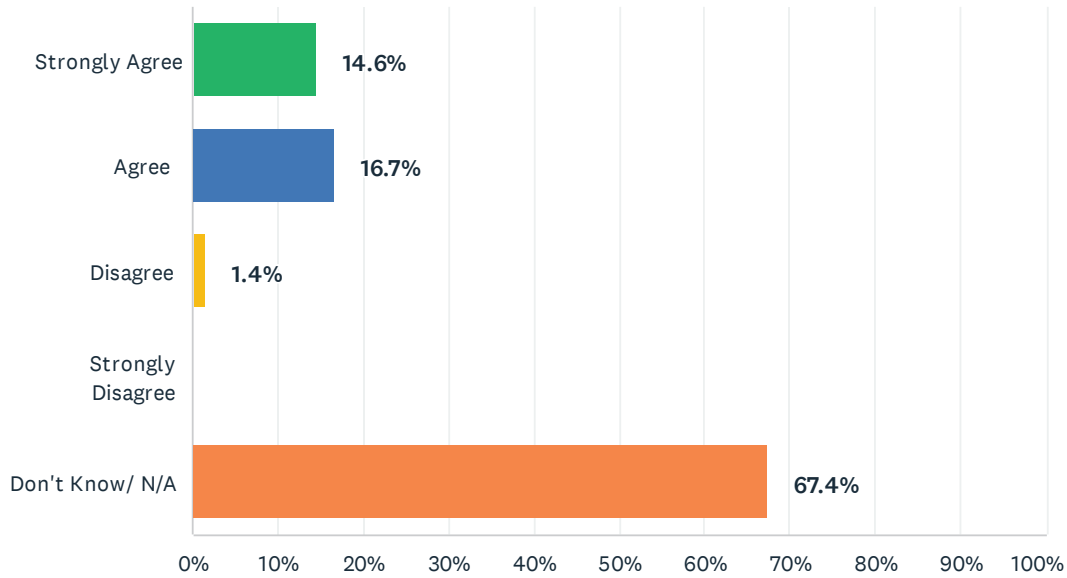
Answered: 144 Skipped: 49



ANSWER CHOICES	RESPONSES	
Strongly Agree	38.2%	55
Agree	48.6%	70
Disagree	5.6%	8
Strongly Disagree	4.2%	6
Don't Know/ N/A	3.5%	5
TOTAL		144

Q50 My child is safe when riding the school bus.

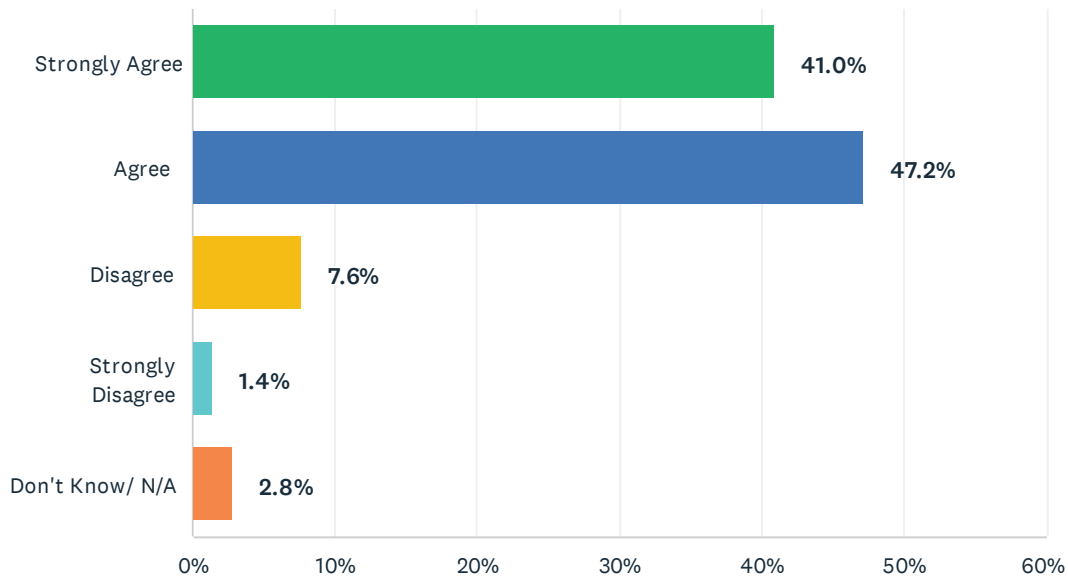
Answered: 144 Skipped: 49



ANSWER CHOICES	RESPONSES	
Strongly Agree	14.6%	21
Agree	16.7%	24
Disagree	1.4%	2
Strongly Disagree	0.0%	0
Don't Know/ N/A	67.4%	97
TOTAL		144

Q51 My child feels a sense of belonging.

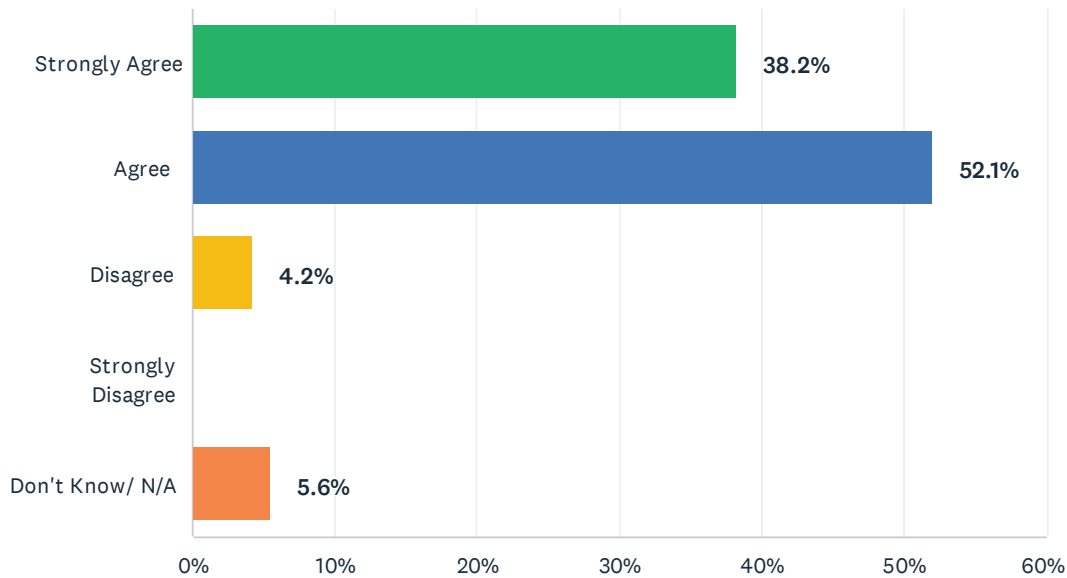
Answered: 144 Skipped: 49



ANSWER CHOICES	RESPONSES	
Strongly Agree	41.0%	59
Agree	47.2%	68
Disagree	7.6%	11
Strongly Disagree	1.4%	2
Don't Know/ N/A	2.8%	4
TOTAL		144

Q52 Teachers and students respect one another at this school.

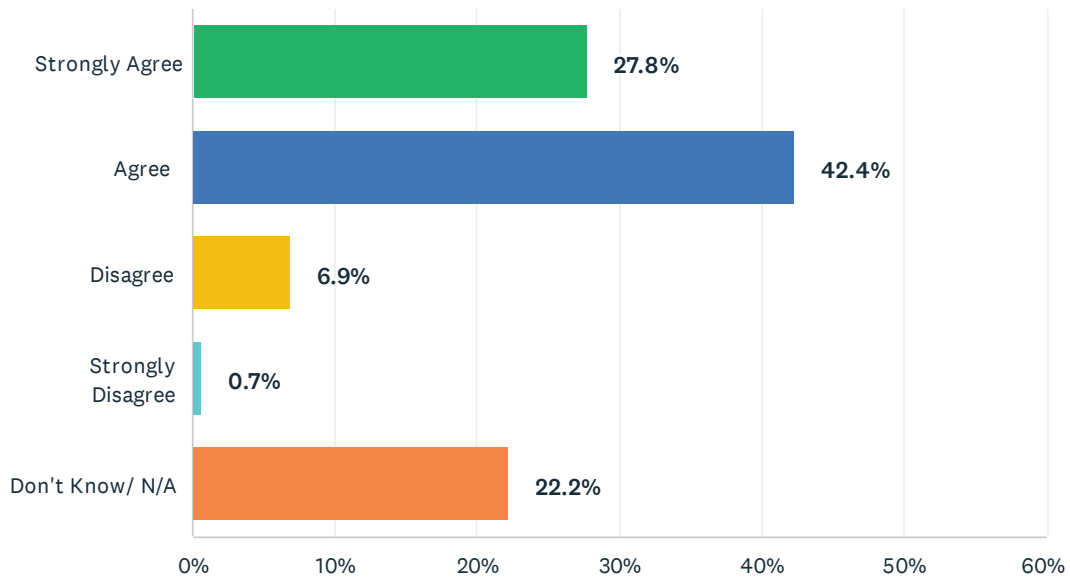
Answered: 144 Skipped: 49



ANSWER CHOICES	RESPONSES	
Strongly Agree	38.2%	55
Agree	52.1%	75
Disagree	4.2%	6
Strongly Disagree	0.0%	0
Don't Know/ N/A	5.6%	8
TOTAL		144

Q53 Discipline is fair.

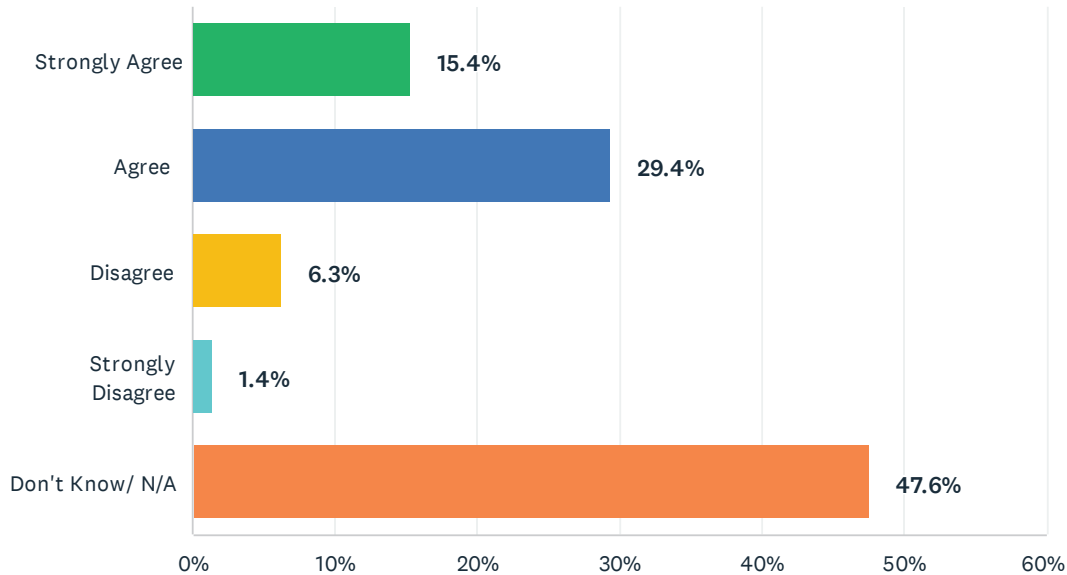
Answered: 144 Skipped: 49



ANSWER CHOICES	RESPONSES	
Strongly Agree	27.8%	40
Agree	42.4%	61
Disagree	6.9%	10
Strongly Disagree	0.7%	1
Don't Know/ N/A	22.2%	32
TOTAL		144

Q54 When threatening behavior between students arises, the school staff intervene appropriately.

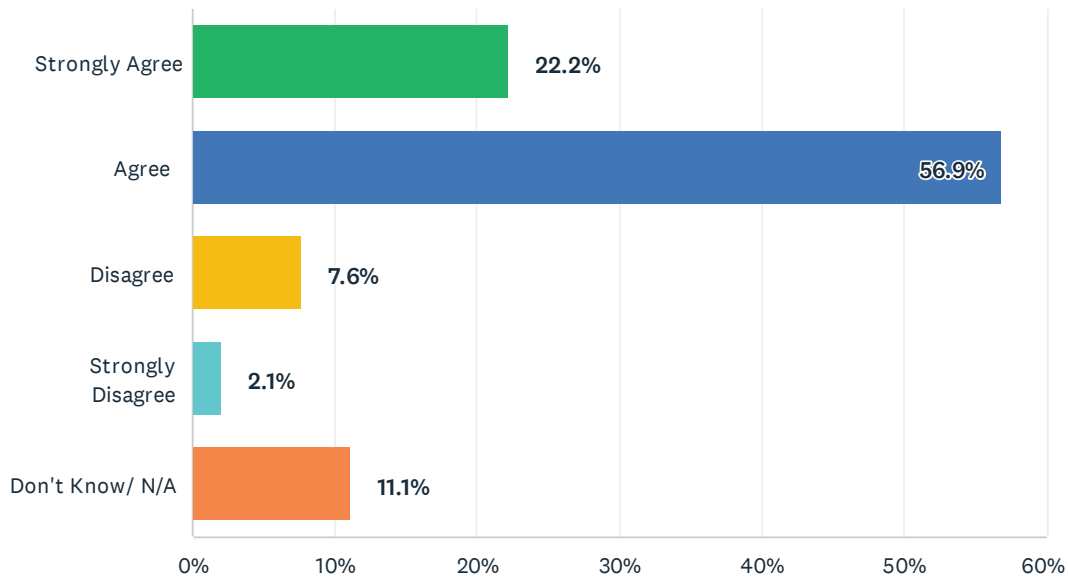
Answered: 143 Skipped: 50



ANSWER CHOICES	RESPONSES	
Strongly Agree	15.4%	22
Agree	29.4%	42
Disagree	6.3%	9
Strongly Disagree	1.4%	2
Don't Know/ N/A	47.6%	68
TOTAL		143

Q55 Students treat each other with kindness and respect.

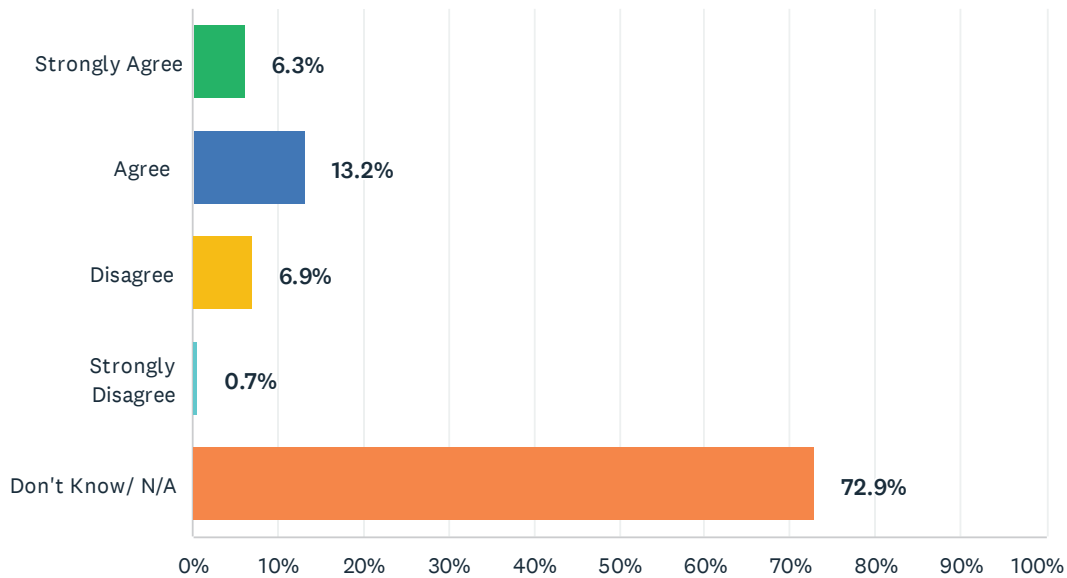
Answered: 144 Skipped: 49



ANSWER CHOICES	RESPONSES	
Strongly Agree	22.2%	32
Agree	56.9%	82
Disagree	7.6%	11
Strongly Disagree	2.1%	3
Don't Know/ N/A	11.1%	16
TOTAL		144

Q56 Students are kind and respectful on the bus.

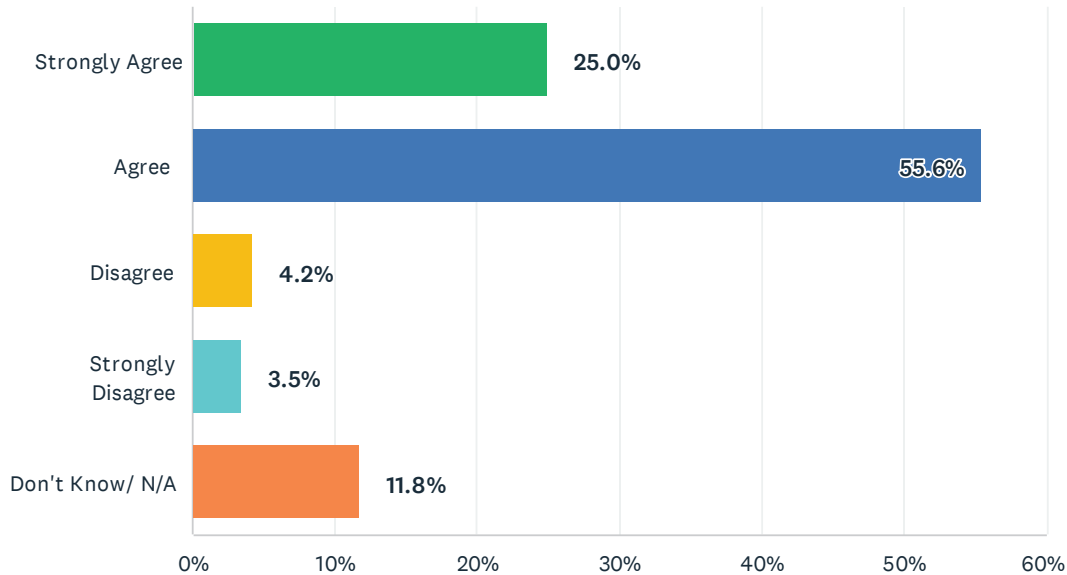
Answered: 144 Skipped: 49



ANSWER CHOICES	RESPONSES	
Strongly Agree	6.3%	9
Agree	13.2%	19
Disagree	6.9%	10
Strongly Disagree	0.7%	1
Don't Know/ N/A	72.9%	105
TOTAL		144

Q57 I feel the school's safety protocols and emergency plans are effective and appropriate.

Answered: 144 Skipped: 49



ANSWER CHOICES	RESPONSES	
Strongly Agree	25.0%	36
Agree	55.6%	80
Disagree	4.2%	6
Strongly Disagree	3.5%	5
Don't Know/ N/A	11.8%	17
TOTAL		144

Q58 Alcohol and drug use is not a problem at this school.

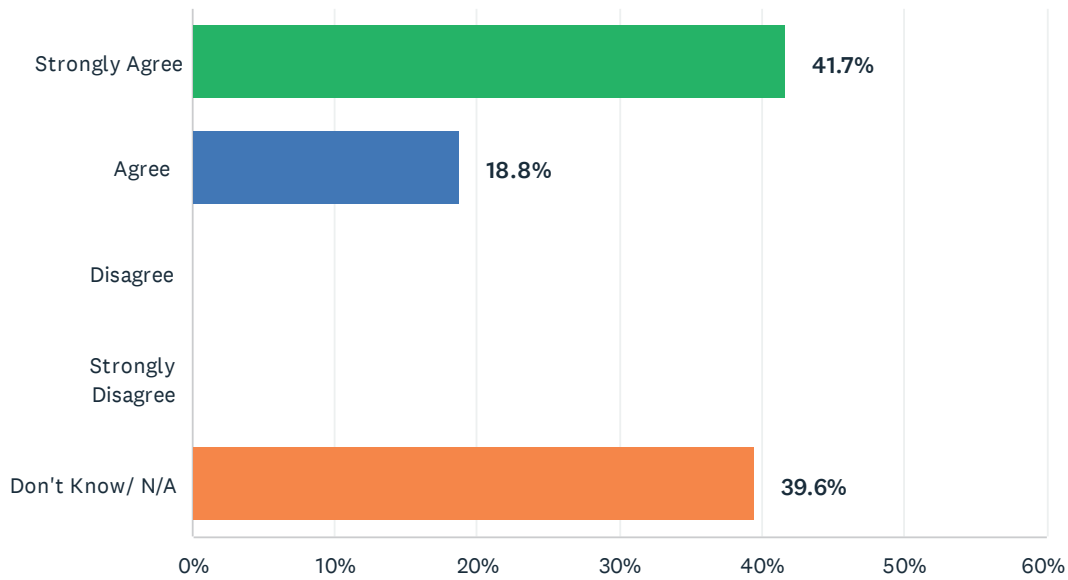
Answered: 0 Skipped: 193

 No matching responses.

ANSWER CHOICES	RESPONSES	
Strongly Agree	0.0%	0
Agree	0.0%	0
Disagree	0.0%	0
Strongly Disagree	0.0%	0
Don't Know/ N/A	0.0%	0
TOTAL		0

Q59 Students do not bring weapons to campus.

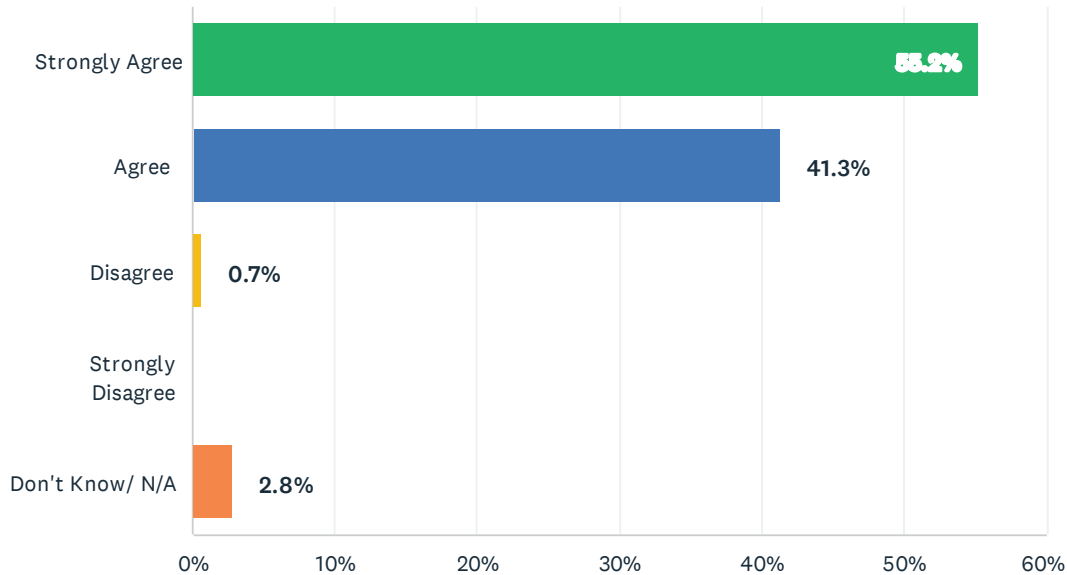
Answered: 144 Skipped: 49



ANSWER CHOICES	RESPONSES	
Strongly Agree	41.7%	60
Agree	18.8%	27
Disagree	0.0%	0
Strongly Disagree	0.0%	0
Don't Know/ N/A	39.6%	57
TOTAL		144

Q60 My child is provided the instructional materials, resources and technology needed for classes.

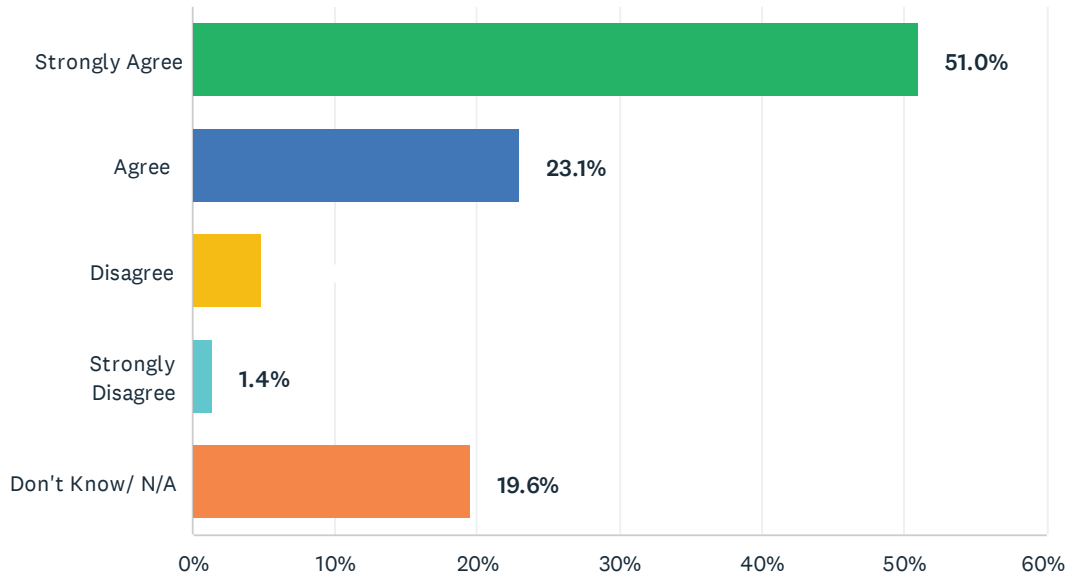
Answered: 143 Skipped: 50



ANSWER CHOICES	RESPONSES	
Strongly Agree	55.2%	79
Agree	41.3%	59
Disagree	0.7%	1
Strongly Disagree	0.0%	0
Don't Know/ N/A	2.8%	4
TOTAL		143

Q61 The school librarian assists in finding resources and reading materials.

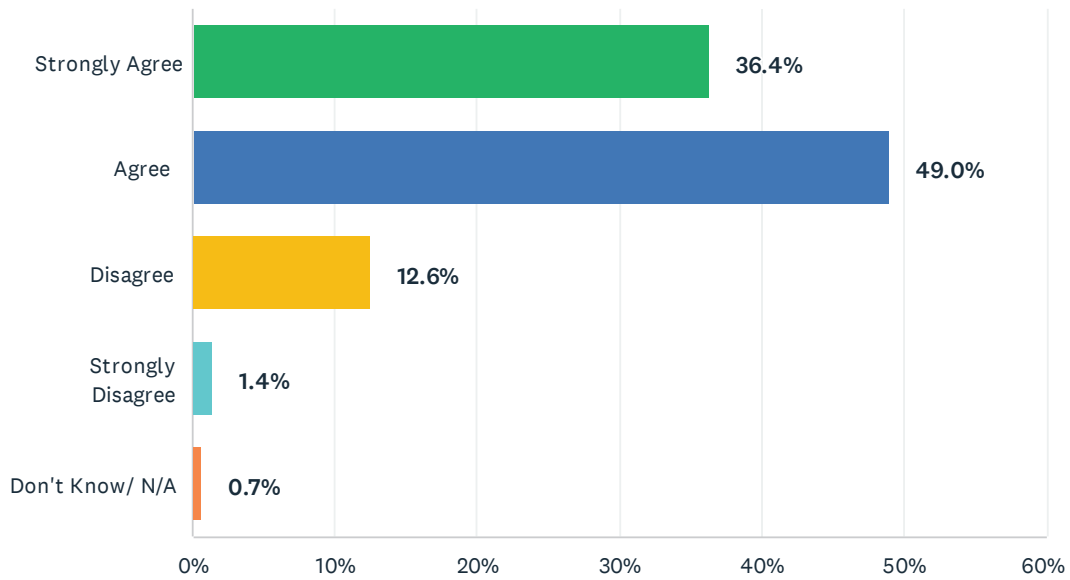
Answered: 143 Skipped: 50



ANSWER CHOICES	RESPONSES	
Strongly Agree	51.0%	73
Agree	23.1%	33
Disagree	4.9%	7
Strongly Disagree	1.4%	2
Don't Know/ N/A	19.6%	28
TOTAL		143

Q62 I feel my child's class sizes are appropriate.

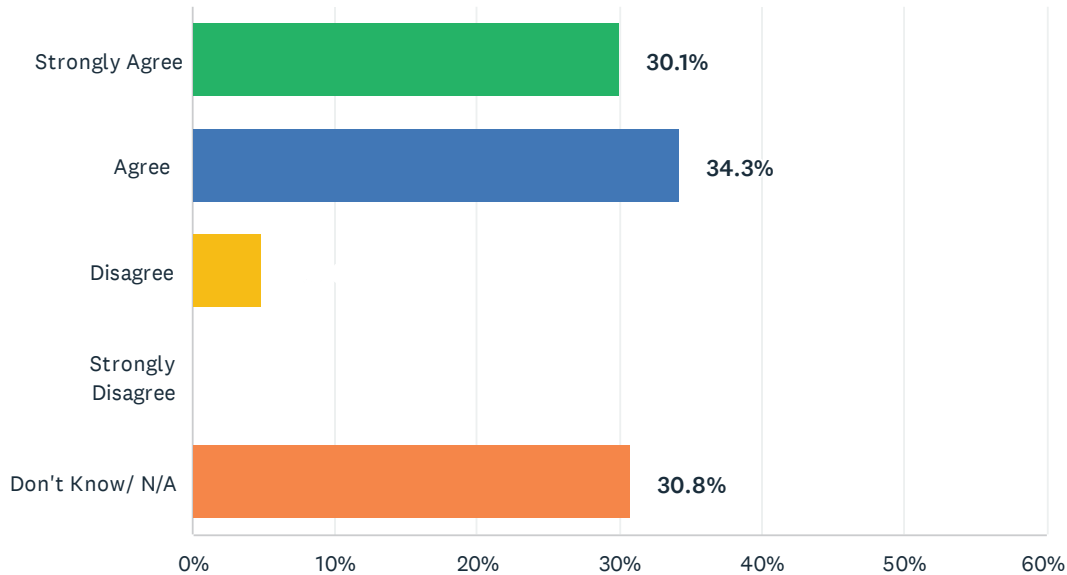
Answered: 143 Skipped: 50



ANSWER CHOICES	RESPONSES	
Strongly Agree	36.4%	52
Agree	49.0%	70
Disagree	12.6%	18
Strongly Disagree	1.4%	2
Don't Know/ N/A	0.7%	1
TOTAL		143

Q63 My child's school counselors are available to help my child with issues that arise at school.

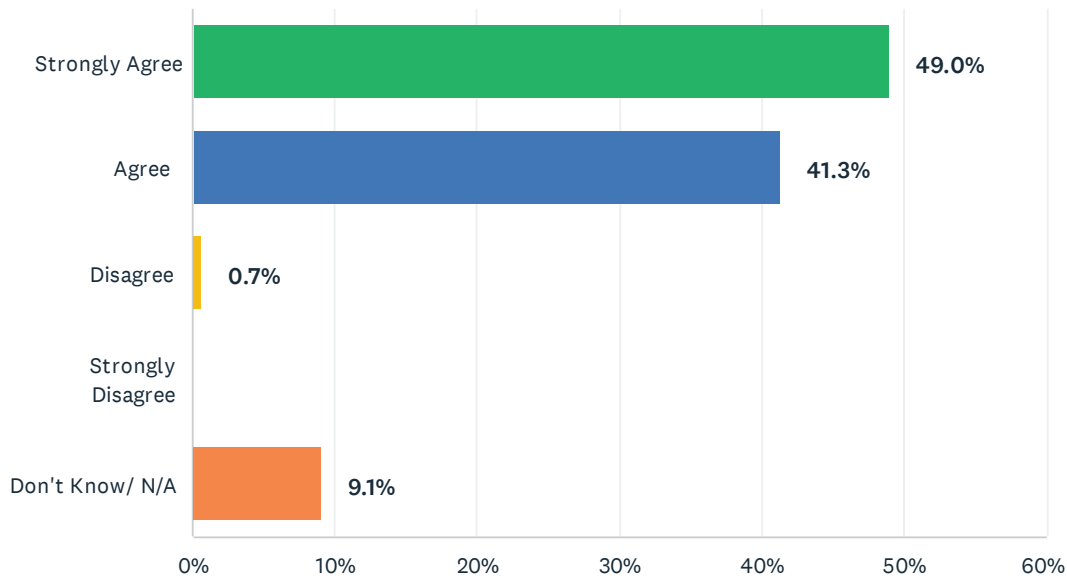
Answered: 143 Skipped: 50



ANSWER CHOICES	RESPONSES	
Strongly Agree	30.1%	43
Agree	34.3%	49
Disagree	4.9%	7
Strongly Disagree	0.0%	0
Don't Know/ N/A	30.8%	44
TOTAL		143

Q64 The school nurse attends to student health issues at school.

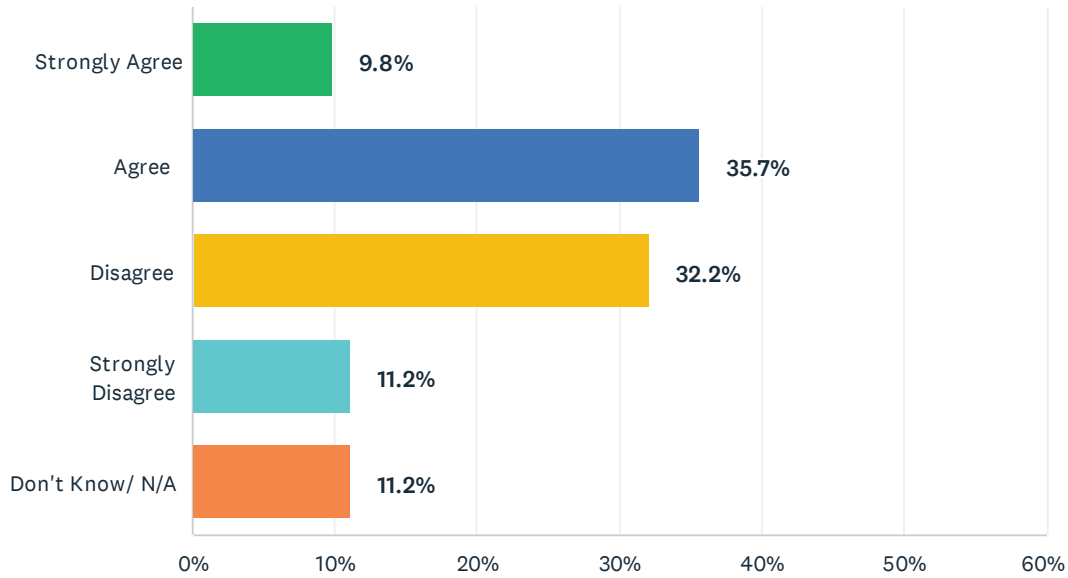
Answered: 143 Skipped: 50



ANSWER CHOICES	RESPONSES	
Strongly Agree	49.0%	70
Agree	41.3%	59
Disagree	0.7%	1
Strongly Disagree	0.0%	0
Don't Know/ N/A	9.1%	13
TOTAL		143

Q65 Healthy food is served in the cafeteria.

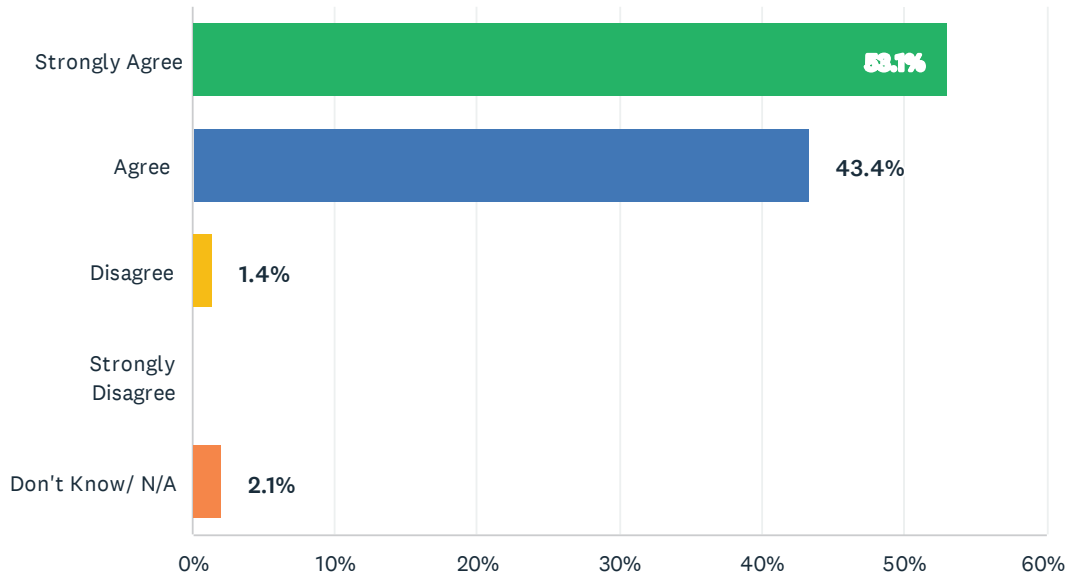
Answered: 143 Skipped: 50



ANSWER CHOICES	RESPONSES	
Strongly Agree	9.8%	14
Agree	35.7%	51
Disagree	32.2%	46
Strongly Disagree	11.2%	16
Don't Know/ N/A	11.2%	16
TOTAL		143

Q66 My child's school is clean and well-maintained (air conditioning and heat work, adequate lighting, grounds kept in order, etc.).

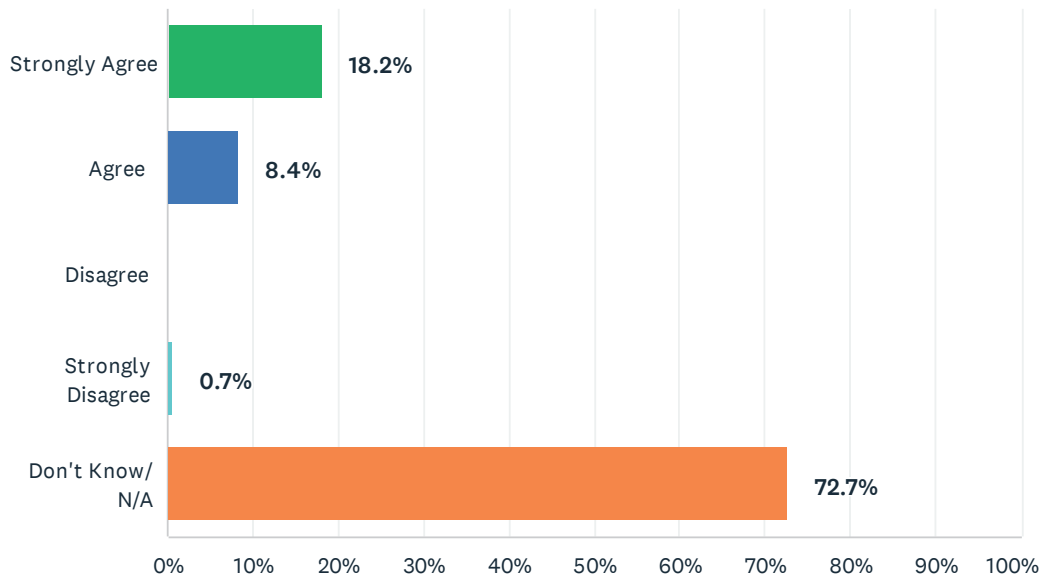
Answered: 143 Skipped: 50



ANSWER CHOICES	RESPONSES	
Strongly Agree	53.1%	76
Agree	43.4%	62
Disagree	1.4%	2
Strongly Disagree	0.0%	0
Don't Know/ N/A	2.1%	3
TOTAL		143

Q67 My child's school bus is on time most days.

Answered: 143 Skipped: 50



ANSWER CHOICES	RESPONSES	
Strongly Agree	18.2%	26
Agree	8.4%	12
Disagree	0.0%	0
Strongly Disagree	0.7%	1
Don't Know/ N/A	72.7%	104
TOTAL		143

Q68 I feel my child is safe because of the security team at WHS.

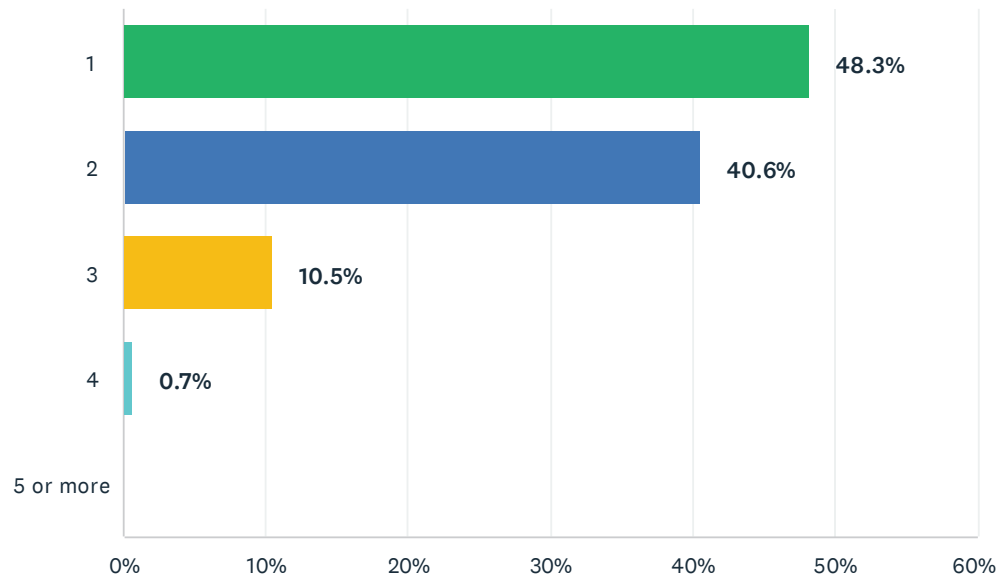
Answered: 0 Skipped: 193

 No matching responses.

ANSWER CHOICES	RESPONSES	
Strongly Agree	0.0%	0
Agree	0.0%	0
Disagree	0.0%	0
Strongly Disagree	0.0%	0
Don't Know/ N/A	0.0%	0
TOTAL		0

Q69 How many children do you have attending a district school?

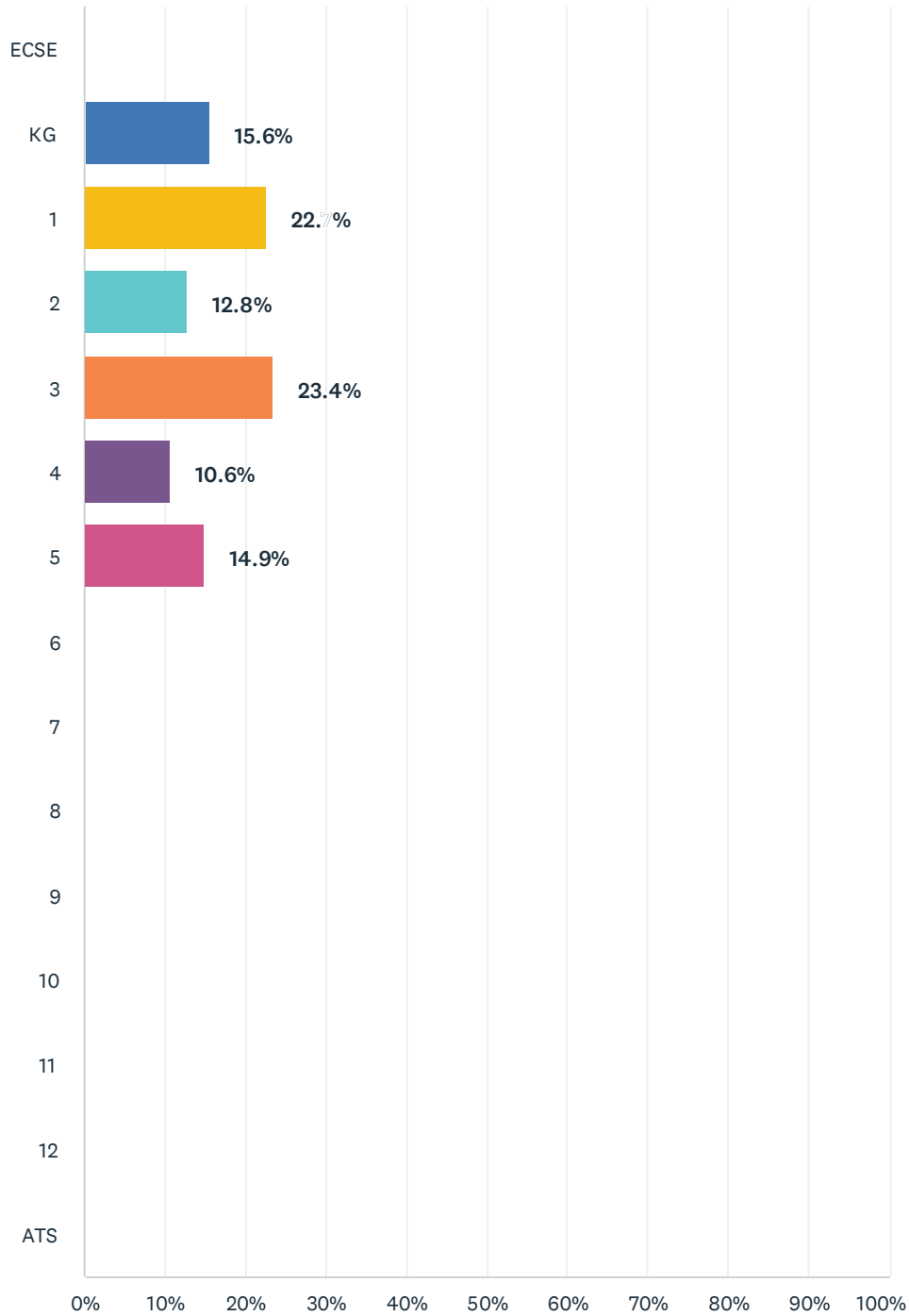
Answered: 143 Skipped: 50



ANSWER CHOICES	RESPONSES	
1	48.3%	69
2	40.6%	58
3	10.5%	15
4	0.7%	1
5 or more	0.0%	0
TOTAL		143

Q70 Please indicate the grade level of the child for whom you are responding.

Answered: 141 Skipped: 52

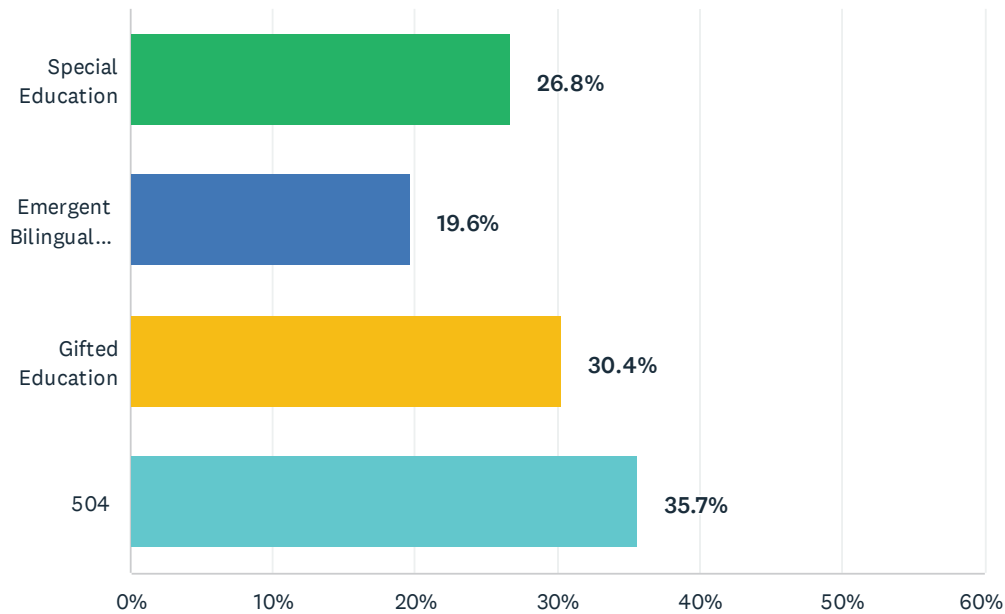


Parent Climate Survey 2022

ANSWER CHOICES	RESPONSES	
ECSE	0.0%	0
KG	15.6%	22
1	22.7%	32
2	12.8%	18
3	23.4%	33
4	10.6%	15
5	14.9%	21
6	0.0%	0
7	0.0%	0
8	0.0%	0
9	0.0%	0
10	0.0%	0
11	0.0%	0
12	0.0%	0
ATS	0.0%	0
TOTAL		141

Q71 Does your child receive any of the following services at this school?

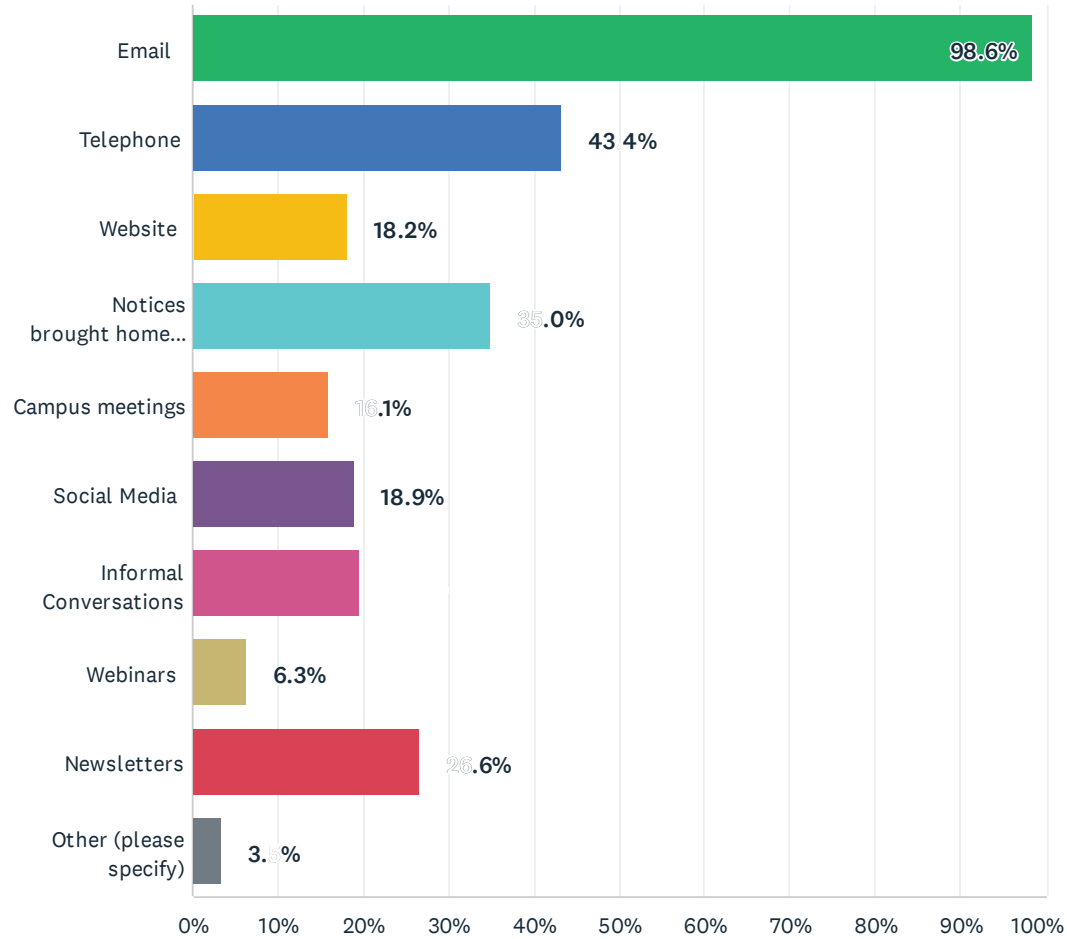
Answered: 56 Skipped: 137



ANSWER CHOICES	RESPONSES	
Special Education	26.8%	15
Emergent Bilingual (Formerly ELL)	19.6%	11
Gifted Education	30.4%	17
504	35.7%	20
Total Respondents: 56		

Q72 What are the best ways for the school to communicate with you about your child's education?

Answered: 143 Skipped: 50

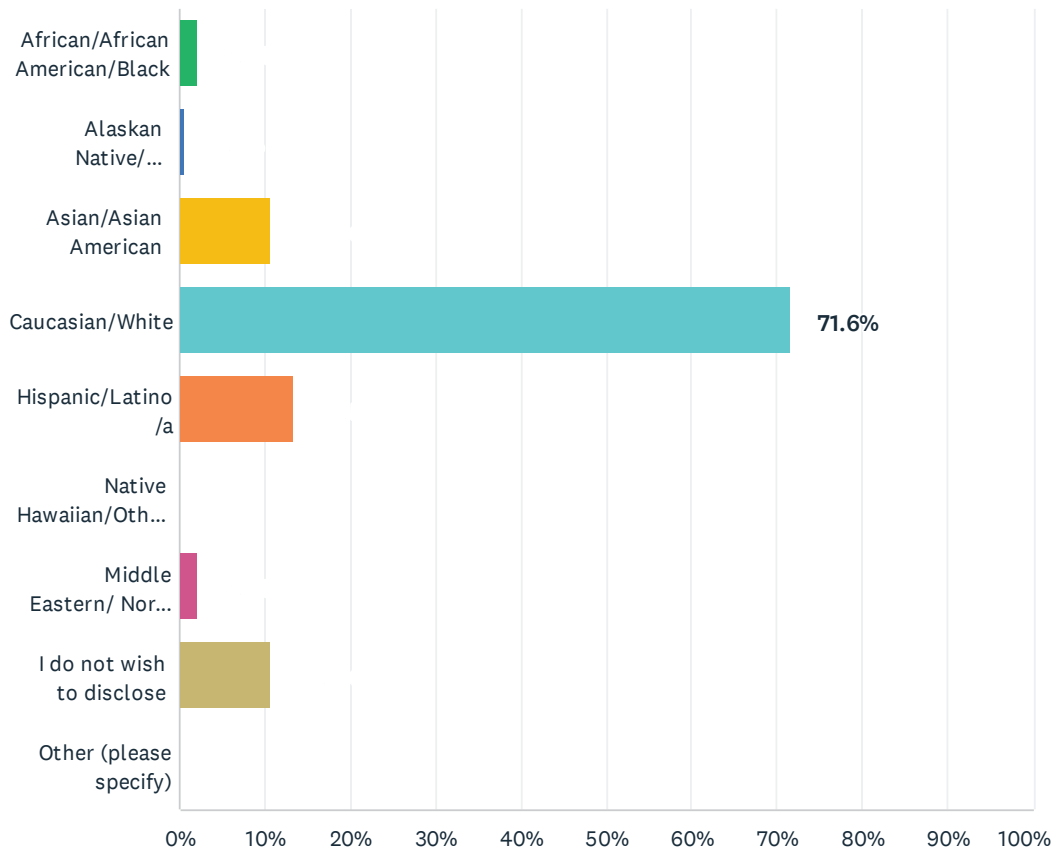


Parent Climate Survey 2022

ANSWER CHOICES	RESPONSES	
Email	98.6%	141
Telephone	43.4%	62
Website	18.2%	26
Notices brought home by student	35.0%	50
Campus meetings	16.1%	23
Social Media	18.9%	27
Informal Conversations	19.6%	28
Webinars	6.3%	9
Newsletters	26.6%	38
Other (please specify)	3.5%	5
Total Respondents: 143		

Q73 What is your race/ethnicity? (Check all that apply.)

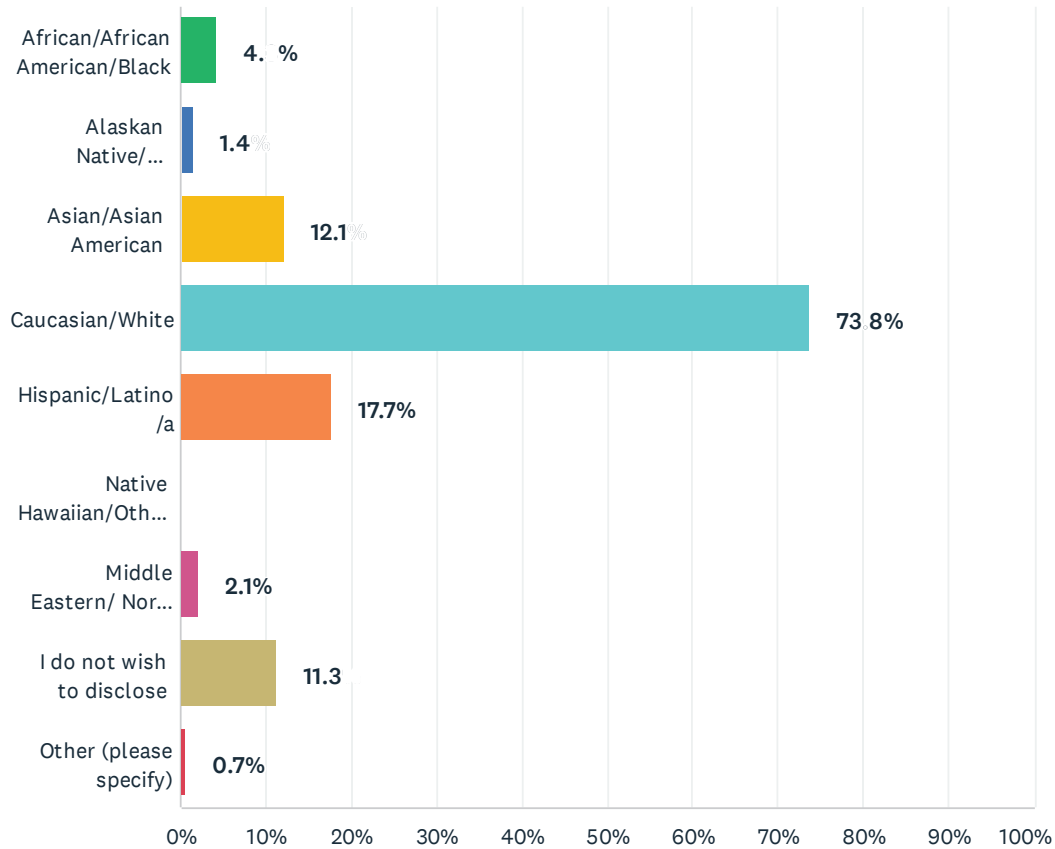
Answered: 141 Skipped: 52



ANSWER CHOICES	RESPONSES	
African/African American/Black	2.1%	3
Alaskan Native/ Indigenous/ Native American	0.7%	1
Asian/Asian American	10.6%	15
Caucasian/White	71.6%	101
Hispanic/Latino/a	13.5%	19
Native Hawaiian/Other Pacific Islander	0.0%	0
Middle Eastern/ North African	2.1%	3
I do not wish to disclose	10.6%	15
Other (please specify)	0.0%	0
Total Respondents: 141		

Q74 What racial/ ethnic groups are represented in your immediate family? (Check all that apply.)

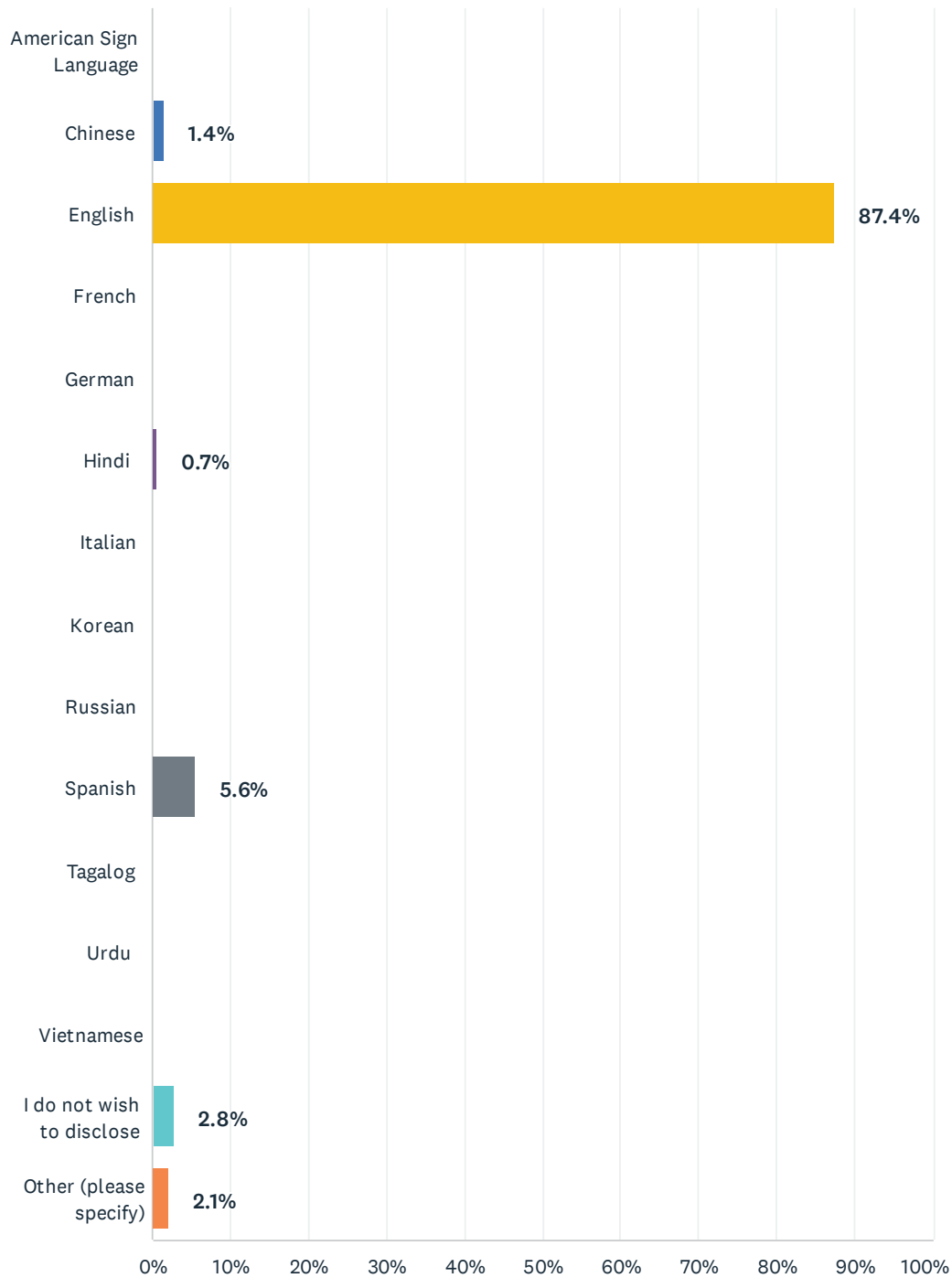
Answered: 141 Skipped: 52



ANSWER CHOICES	RESPONSES	
African/African American/Black	4.3%	6
Alaskan Native/ Indigenous/ Native American	1.4%	2
Asian/Asian American	12.1%	17
Caucasian/White	73.8%	104
Hispanic/Latino/a	17.7%	25
Native Hawaiian/Other Pacific Islander	0.0%	0
Middle Eastern/ North African	2.1%	3
I do not wish to disclose	11.3%	16
Other (please specify)	0.7%	1
Total Respondents: 141		

Q75 What is the primary language spoken in your home?

Answered: 143 Skipped: 50

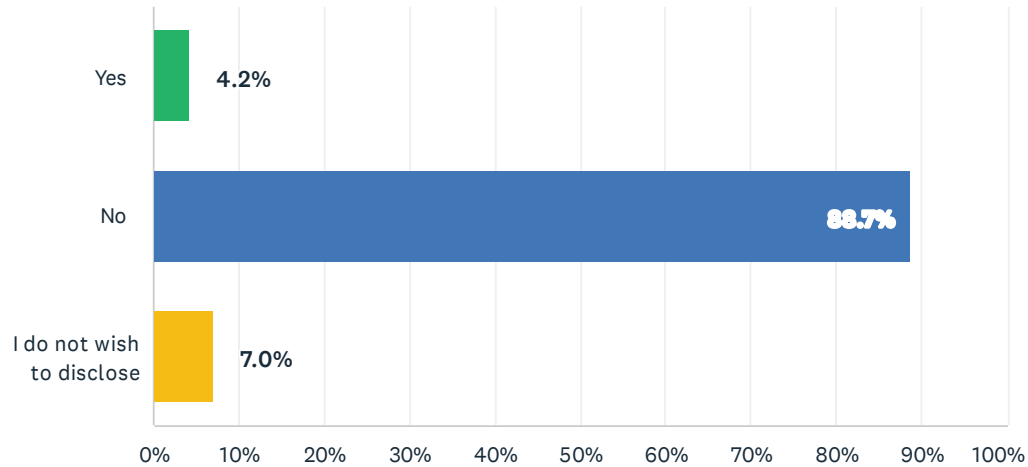


Parent Climate Survey 2022

ANSWER CHOICES	RESPONSES	
American Sign Language	0.0%	0
Chinese	1.4%	2
English	87.4%	125
French	0.0%	0
German	0.0%	0
Hindi	0.7%	1
Italian	0.0%	0
Korean	0.0%	0
Russian	0.0%	0
Spanish	5.6%	8
Tagalog	0.0%	0
Urdu	0.0%	0
Vietnamese	0.0%	0
I do not wish to disclose	2.8%	4
Other (please specify)	2.1%	3
TOTAL		143

Q76 Do you or a member of your immediate family identify as a member of the LGBTQ community?

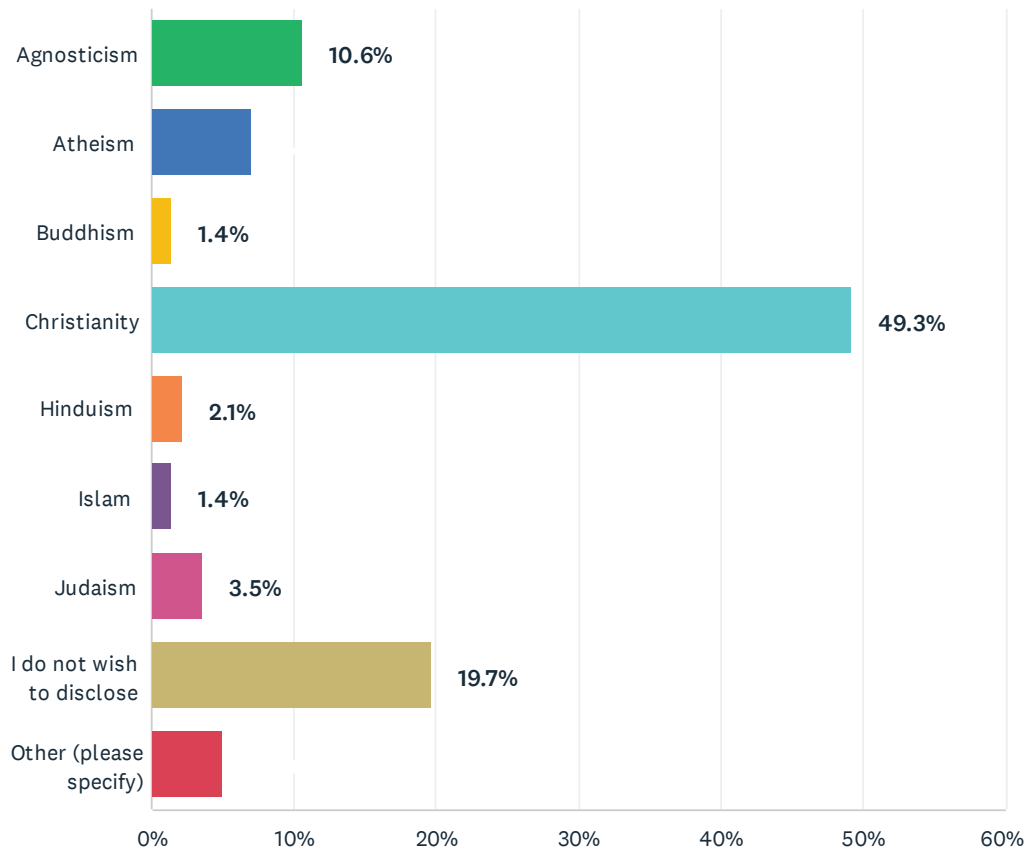
Answered: 142 Skipped: 51



ANSWER CHOICES	RESPONSES	
Yes	4.2%	6
No	88.7%	126
I do not wish to disclose	7.0%	10
TOTAL		142

Q77 What is your religious affiliation?

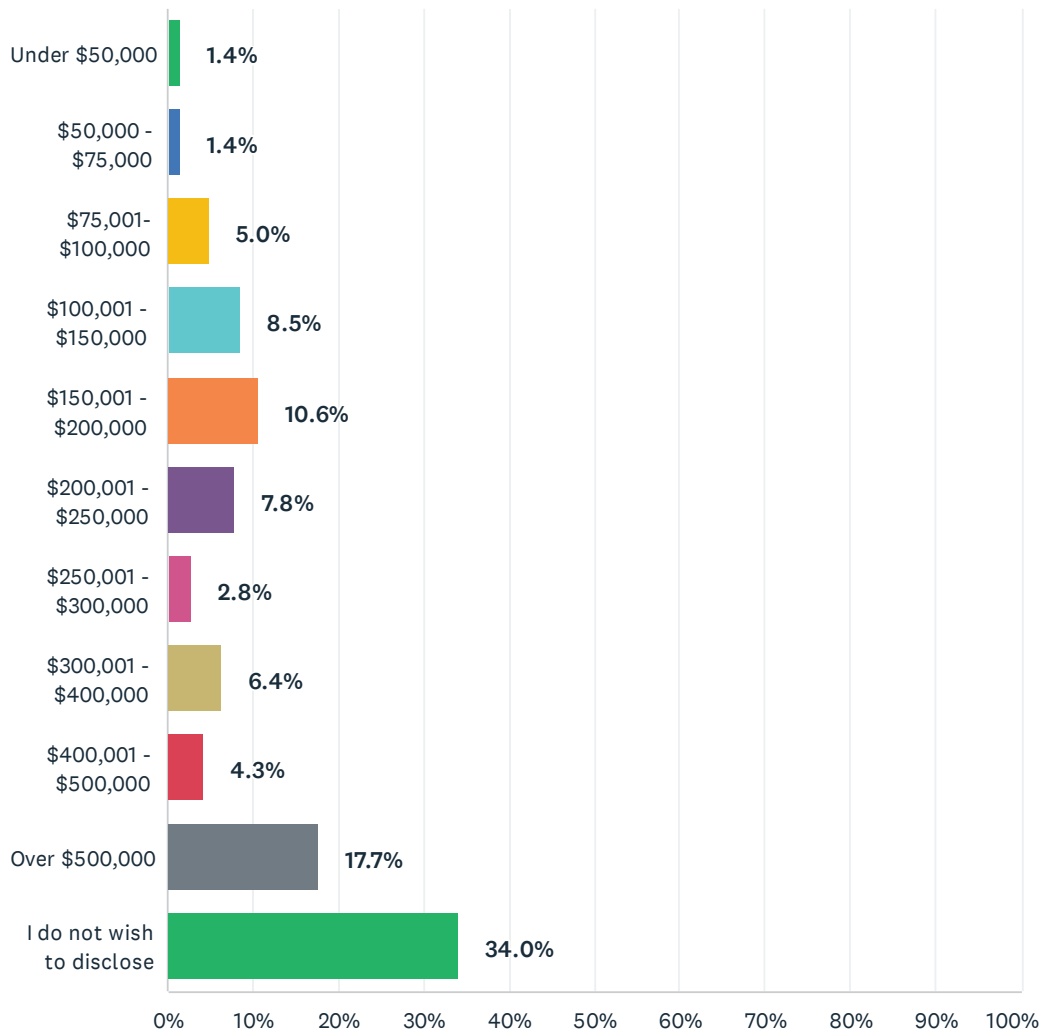
Answered: 142 Skipped: 51



ANSWER CHOICES	RESPONSES	
Agnosticism	10.6%	15
Atheism	7.0%	10
Buddhism	1.4%	2
Christianity	49.3%	70
Hinduism	2.1%	3
Islam	1.4%	2
Judaism	3.5%	5
I do not wish to disclose	19.7%	28
Other (please specify)	4.9%	7
TOTAL		142

Q78 What is your total gross/pretax household income?

Answered: 141 Skipped: 52



Parent Climate Survey 2022

ANSWER CHOICES	RESPONSES	
Under \$50,000	1.4%	2
\$50,000 - \$75,000	1.4%	2
\$75,001- \$100,000	5.0%	7
\$100,001 - \$150,000	8.5%	12
\$150,001 - \$200,000	10.6%	15
\$200,001 - \$250,000	7.8%	11
\$250,001 - \$300,000	2.8%	4
\$300,001 - \$400,000	6.4%	9
\$400,001 - \$500,000	4.3%	6
Over \$500,000	17.7%	25
I do not wish to disclose	34.0%	48
TOTAL		141