



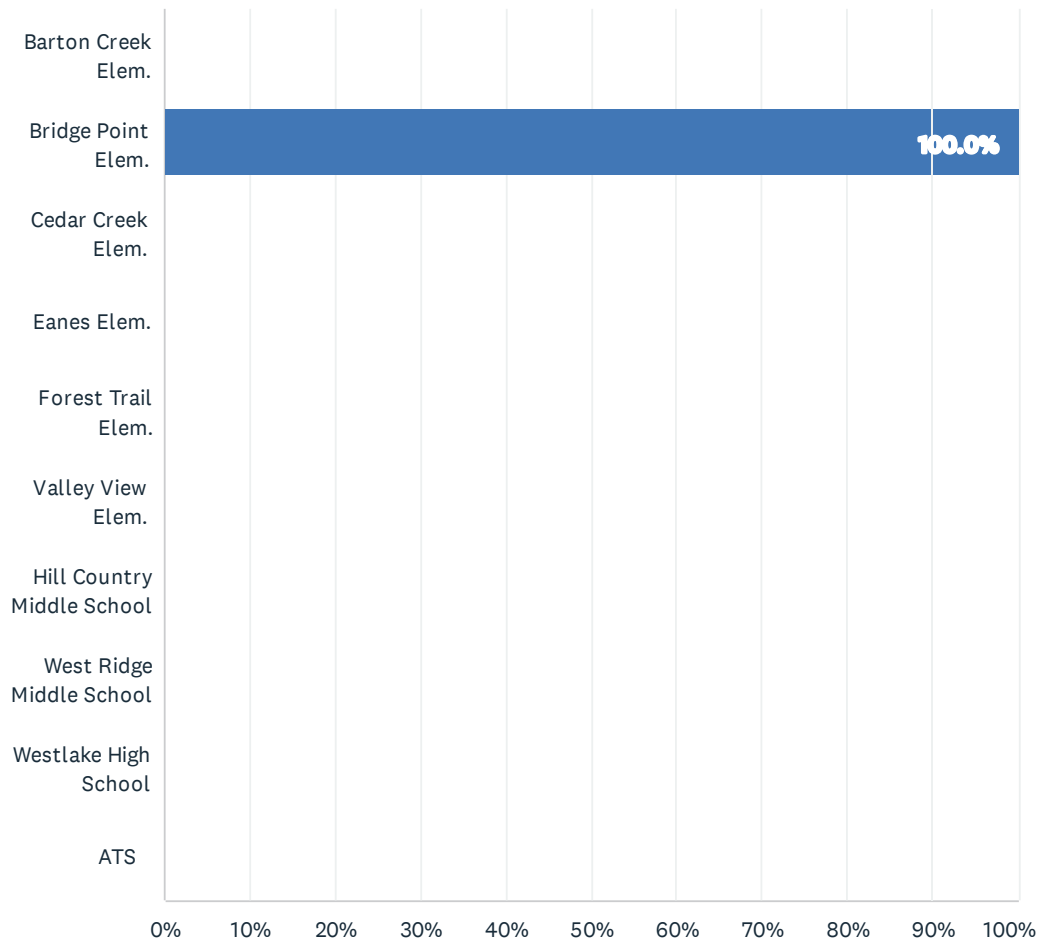
**BRIDGE POINT**  
ELEMENTARY SCHOOL

# Parent Climate Survey November 2022

**163** Total Responses

## Q1 What school does your child attend?

Answered: 163 Skipped: 0

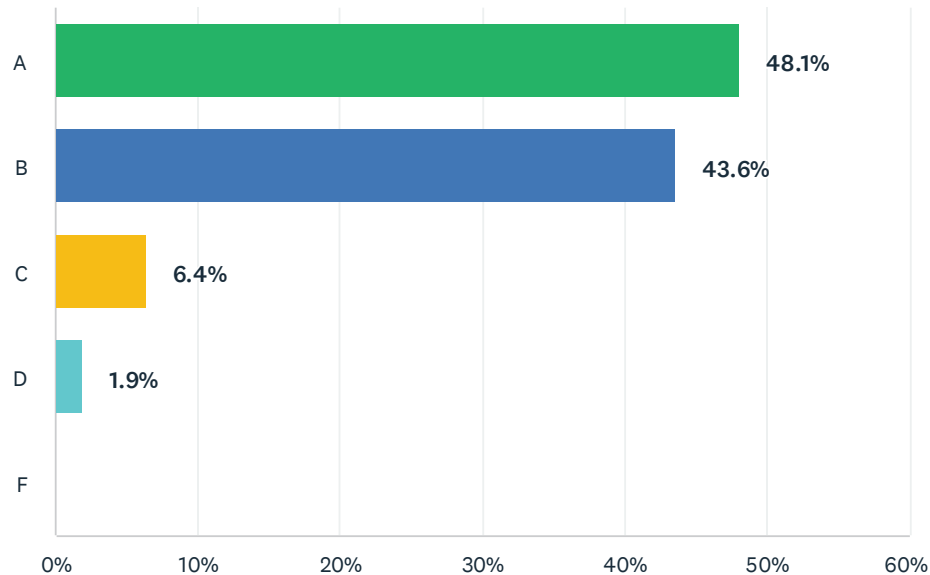


# Parent Climate Survey 2022

ANSWER CHOICES	RESPONSES	
Barton Creek Elem.	0.0%	0
Bridge Point Elem.	100.0%	163
Cedar Creek Elem.	0.0%	0
Eanes Elem.	0.0%	0
Forest Trail Elem.	0.0%	0
Valley View Elem.	0.0%	0
Hill Country Middle School	0.0%	0
West Ridge Middle School	0.0%	0
Westlake High School	0.0%	0
ATS	0.0%	0
TOTAL		163

Q2 What grade would you give {{ Q1 }} for how well it is educating your child? Please tell us what rating you would give the quality of your child's school. On this scale, "A" represents outstanding, "C" is average and "F" is failing.

Answered: 156 Skipped: 7



ANSWER CHOICES	RESPONSES	
A	48.1%	75
B	43.6%	68
C	6.4%	10
D	1.9%	3
F	0.0%	0
TOTAL		156

### Q3 What are we doing well?

Answered: 52   Skipped: 111

Due to the personal and identifiable information the open-ended survey comments contain, we will not share them publicly. Instead, we are sharing the predetermined responses that provide quantifiable data that allows for easier analysis and comparison.

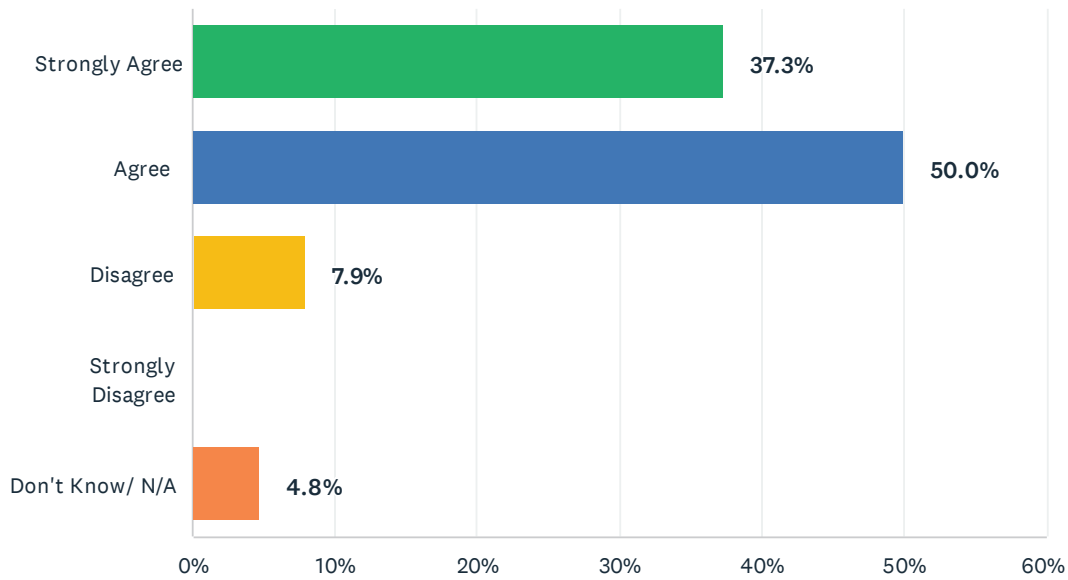
## Q4 What we can do to improve?

Answered: 53   Skipped: 110

Due to the personal and identifiable information the open-ended survey comments contain, we will not share them publicly. Instead, we are sharing the predetermined responses that provide quantifiable data that allows for easier analysis and comparison.

## Q5 My child is being prepared to do well in the next grade level.

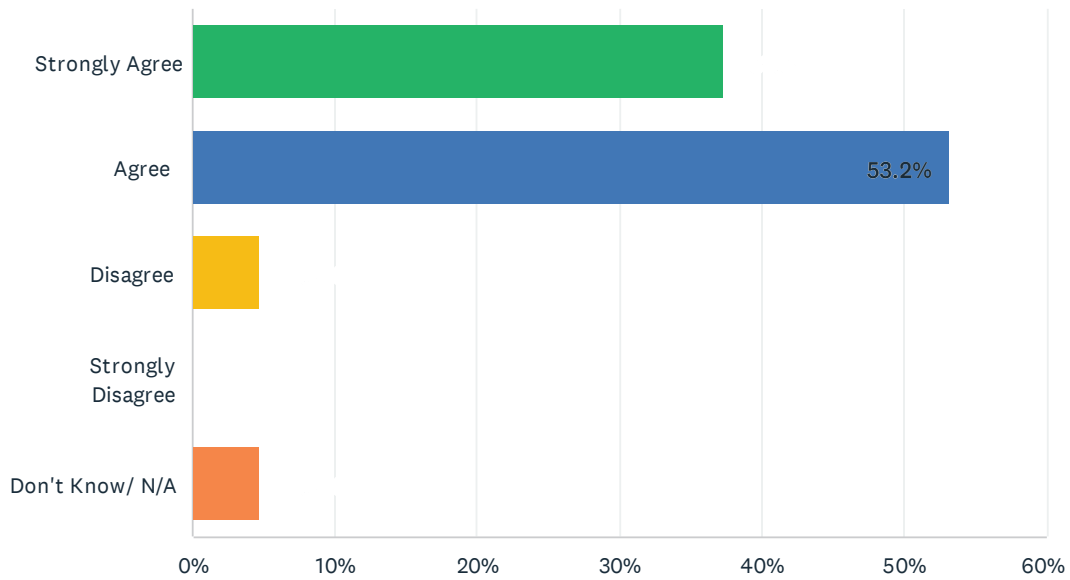
Answered: 126 Skipped: 37



ANSWER CHOICES	RESPONSES	
Strongly Agree	37.3%	47
Agree	50.0%	63
Disagree	7.9%	10
Strongly Disagree	0.0%	0
Don't Know/ N/A	4.8%	6
TOTAL		126

## Q6 My child is receiving effective instruction.

Answered: 126 Skipped: 37

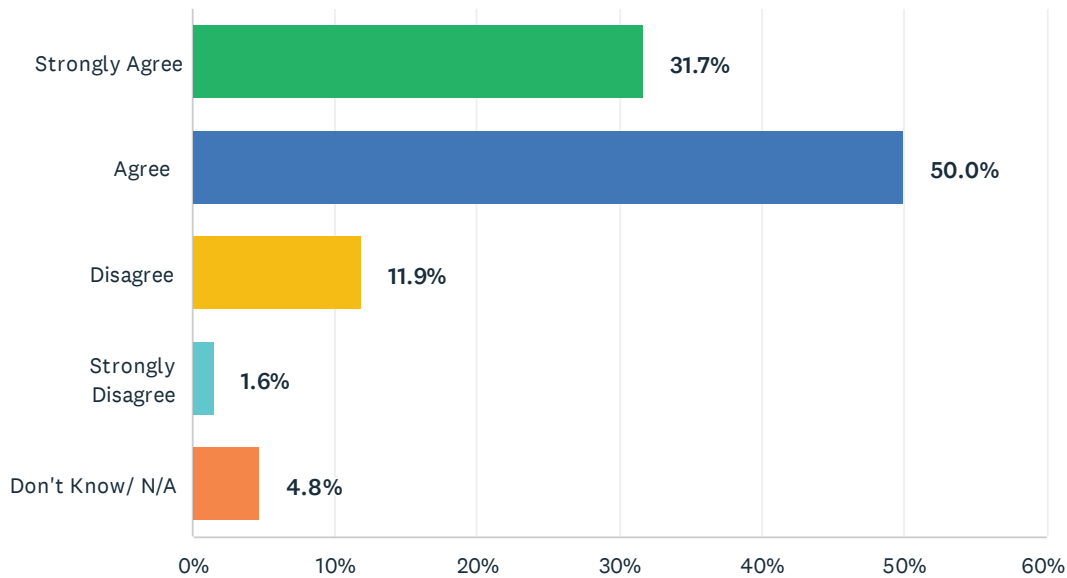


ANSWER CHOICES	RESPONSES	
Strongly Agree	37.3%	47
Agree	53.2%	67
Disagree	4.8%	6
Strongly Disagree	0.0%	0
Don't Know/ N/A	4.8%	6
TOTAL		126



## Q7 Teachers set high expectations for my child's learning.

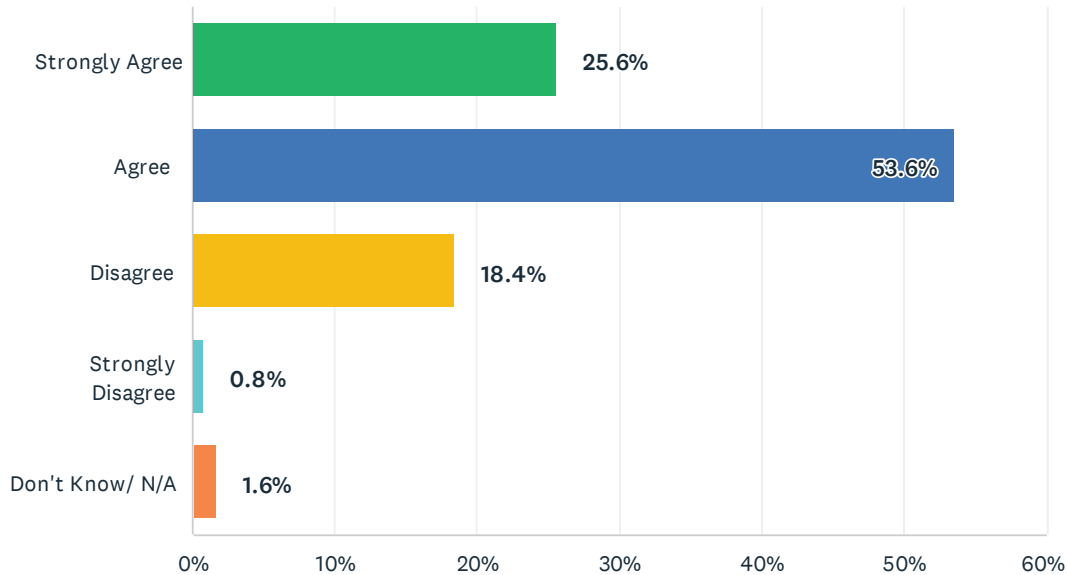
Answered: 126 Skipped: 37



ANSWER CHOICES	RESPONSES	
Strongly Agree	31.7%	40
Agree	50.0%	63
Disagree	11.9%	15
Strongly Disagree	1.6%	2
Don't Know/ N/A	4.8%	6
TOTAL		126

## Q8 Teachers give me useful information about how to help my child do well in school.

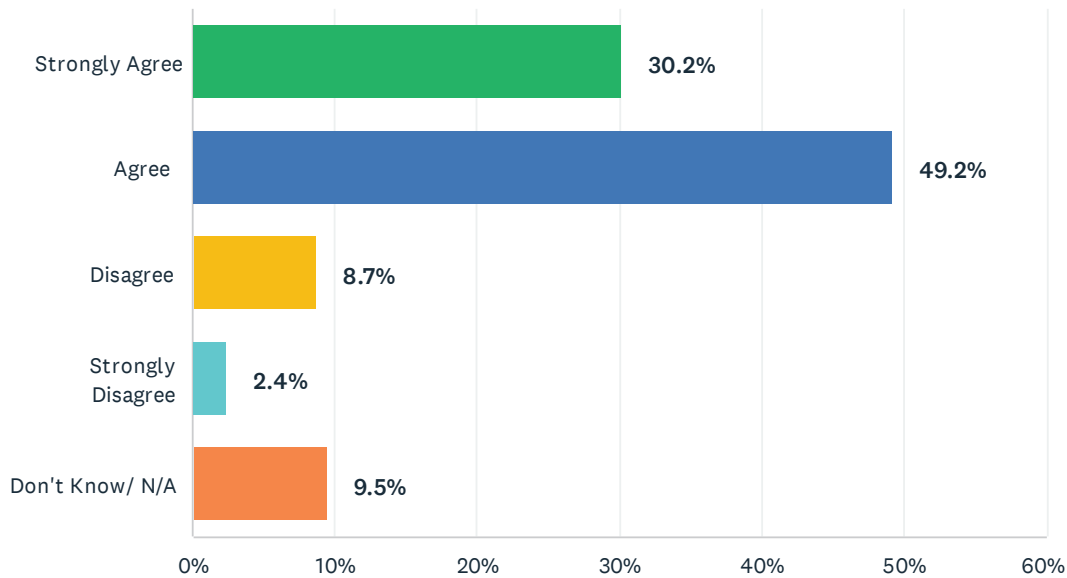
Answered: 125 Skipped: 38



ANSWER CHOICES	RESPONSES	
Strongly Agree	25.6%	32
Agree	53.6%	67
Disagree	18.4%	23
Strongly Disagree	0.8%	1
Don't Know/ N/A	1.6%	2
TOTAL		125

## Q9 Classroom activities keep my child engaged in learning.

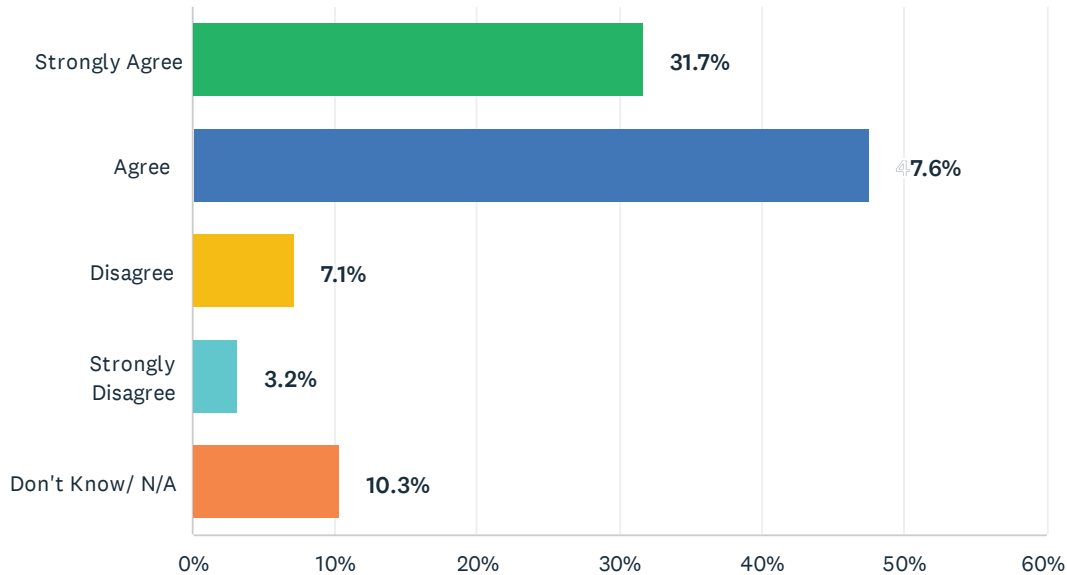
Answered: 126   Skipped: 37



ANSWER CHOICES	RESPONSES	
Strongly Agree	30.2%	38
Agree	49.2%	62
Disagree	8.7%	11
Strongly Disagree	2.4%	3
Don't Know/ N/A	9.5%	12
TOTAL		126

## Q10 My child has opportunities to participate in and appreciate a diverse curriculum that is representative of a wide range of experiences.

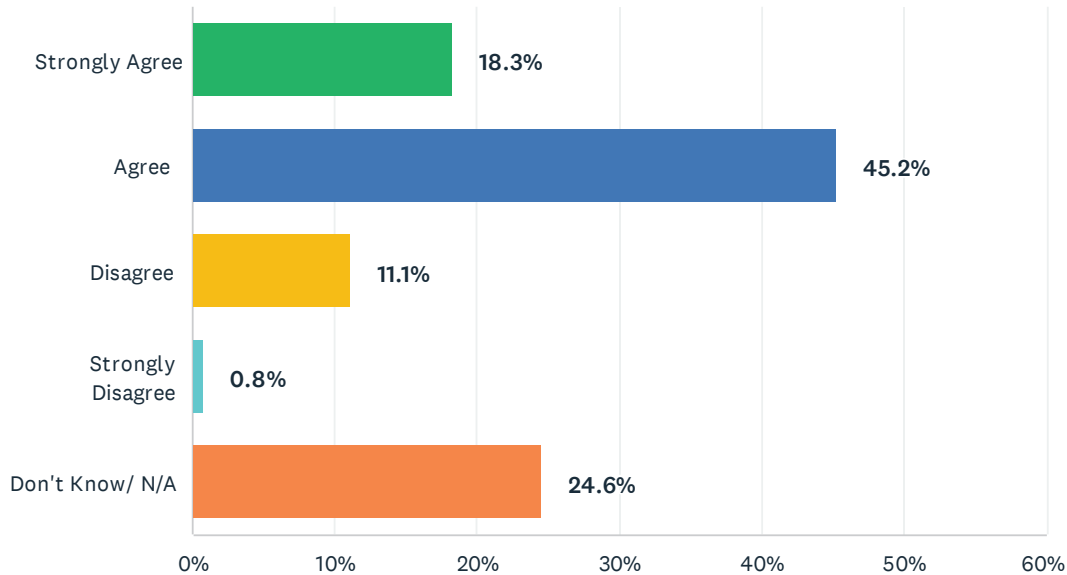
Answered: 126 Skipped: 37



ANSWER CHOICES	RESPONSES	
Strongly Agree	31.7%	40
Agree	47.6%	60
Disagree	7.1%	9
Strongly Disagree	3.2%	4
Don't Know/ N/A	10.3%	13
TOTAL		126

## Q11 The feedback teachers provide on tests and quizzes helps my child to learn.

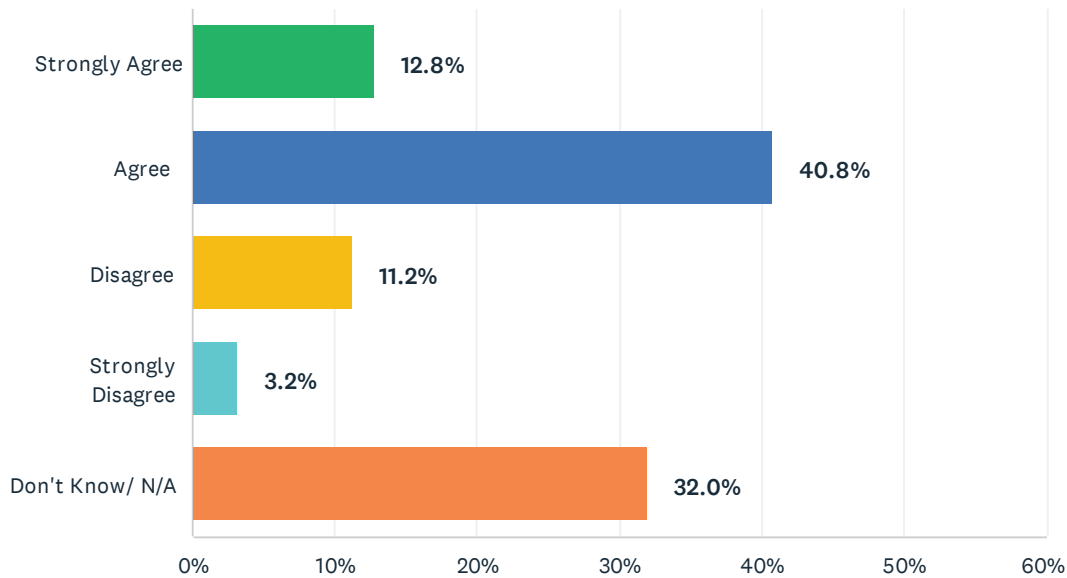
Answered: 126 Skipped: 37



ANSWER CHOICES	RESPONSES	
Strongly Agree	18.3%	23
Agree	45.2%	57
Disagree	11.1%	14
Strongly Disagree	0.8%	1
Don't Know/ N/A	24.6%	31
TOTAL		126

## Q12 The feedback teachers provide on homework helps my child to learn.

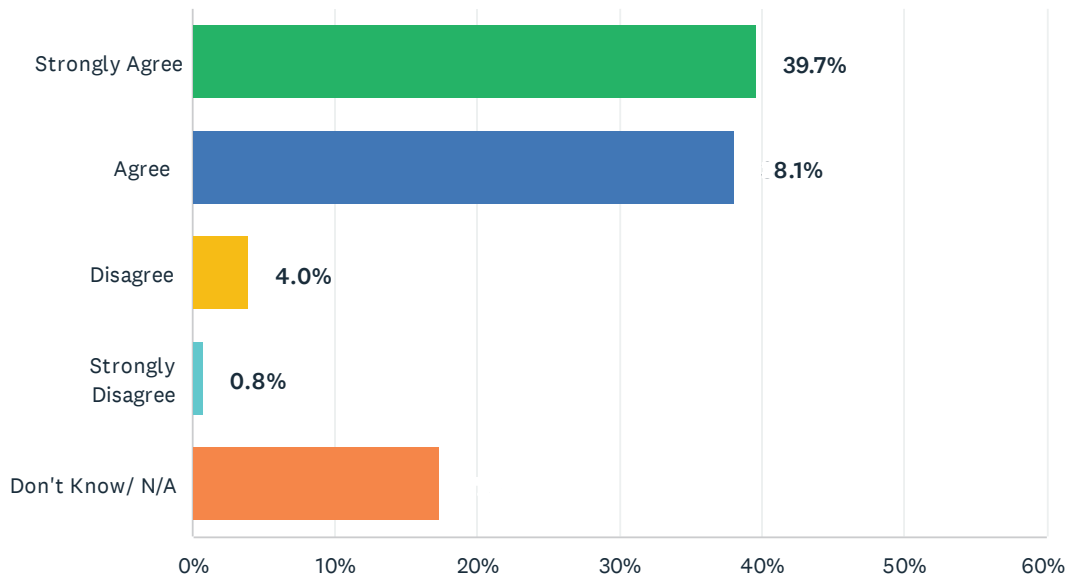
Answered: 125 Skipped: 38



ANSWER CHOICES	RESPONSES	
Strongly Agree	12.8%	16
Agree	40.8%	51
Disagree	11.2%	14
Strongly Disagree	3.2%	4
Don't Know/ N/A	32.0%	40
<b>TOTAL</b>		<b>125</b>

## Q13 I make sure my child does his or her homework every night.

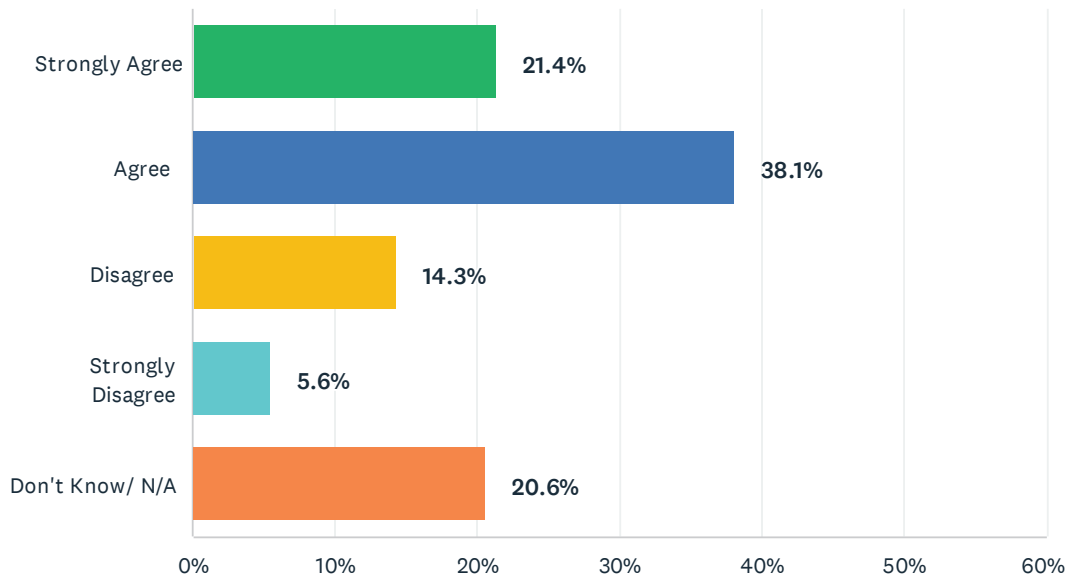
Answered: 126 Skipped: 37



ANSWER CHOICES	RESPONSES	
Strongly Agree	39.7%	50
Agree	38.1%	48
Disagree	4.0%	5
Strongly Disagree	0.8%	1
Don't Know/ N/A	17.5%	22
TOTAL		126

## Q14 The amount of homework my child receives is usually appropriate.

Answered: 126 Skipped: 37

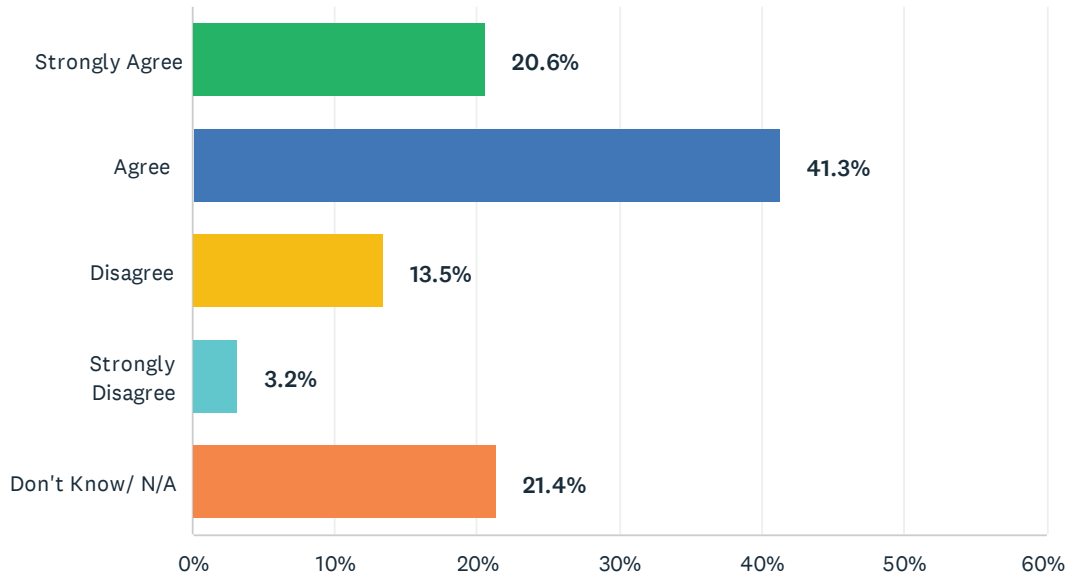


ANSWER CHOICES	RESPONSES	
Strongly Agree	21.4%	27
Agree	38.1%	48
Disagree	14.3%	18
Strongly Disagree	5.6%	7
Don't Know/ N/A	20.6%	26
TOTAL		126



## Q15 The homework my child receives usually helps provide appropriate practice and helps reinforce what he/she is learning.

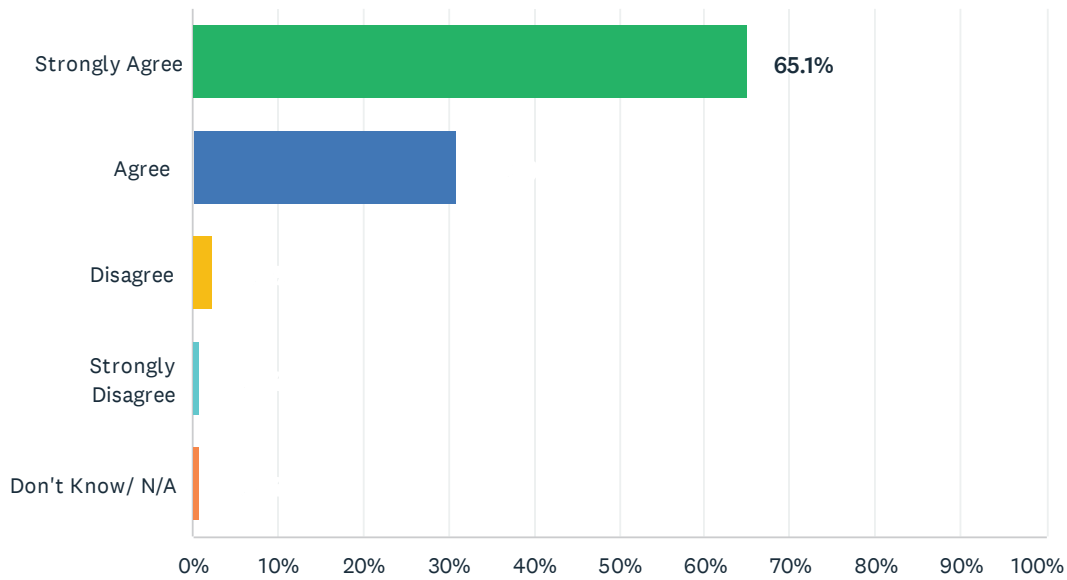
Answered: 126 Skipped: 37



ANSWER CHOICES	RESPONSES	
Strongly Agree	20.6%	26
Agree	41.3%	52
Disagree	13.5%	17
Strongly Disagree	3.2%	4
Don't Know/ N/A	21.4%	27
TOTAL		126

## Q16 My child likes his/her school.

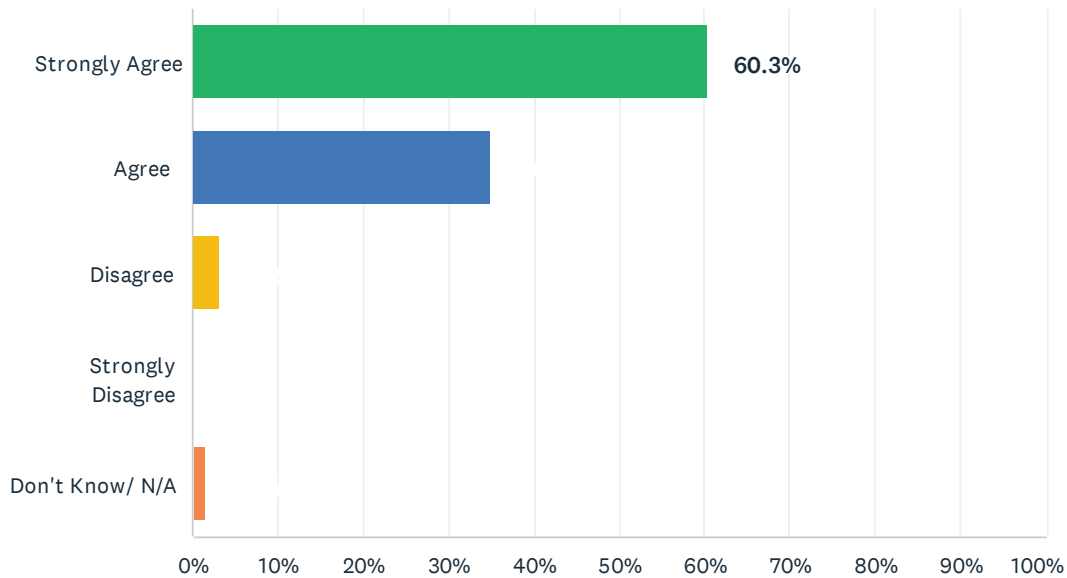
Answered: 126 Skipped: 37



ANSWER CHOICES	RESPONSES	
Strongly Agree	65.1%	82
Agree	31.0%	39
Disagree	2.4%	3
Strongly Disagree	0.8%	1
Don't Know/ N/A	0.8%	1
TOTAL		126

## Q17 My child's teachers know him/her as an individual.

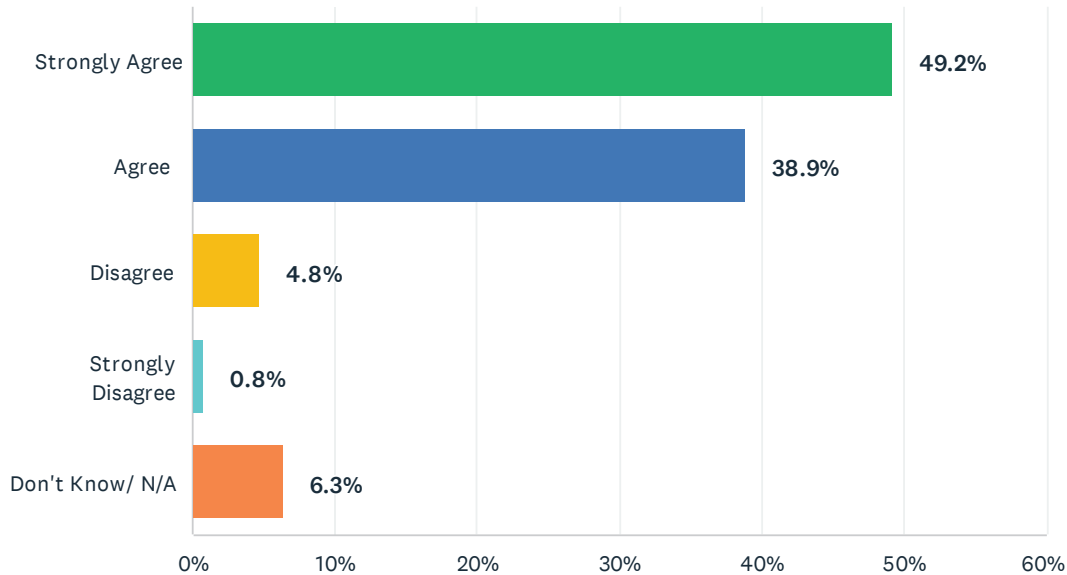
Answered: 126 Skipped: 37



ANSWER CHOICES	RESPONSES	
Strongly Agree	60.3%	76
Agree	34.9%	44
Disagree	3.2%	4
Strongly Disagree	0.0%	0
Don't Know/ N/A	1.6%	2
TOTAL		126

## Q18 My child takes an interest in the activities (student clubs, sports, field trips, etc.) offered at this school.

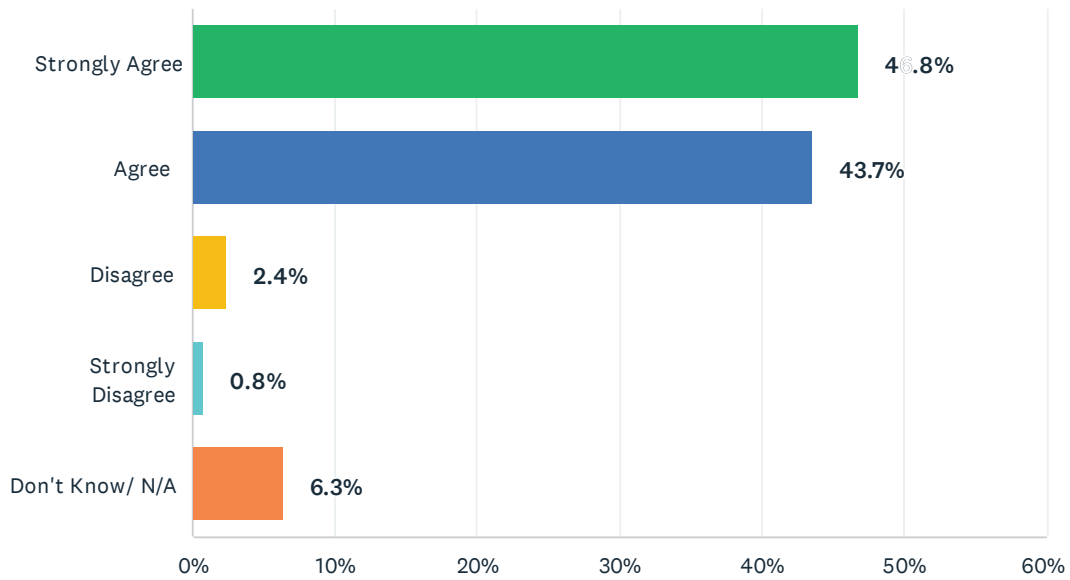
Answered: 126 Skipped: 37



ANSWER CHOICES	RESPONSES	
Strongly Agree	49.2%	62
Agree	38.9%	49
Disagree	4.8%	6
Strongly Disagree	0.8%	1
Don't Know/ N/A	6.3%	8
TOTAL		126

## Q19 My child is recognized for his/her efforts.

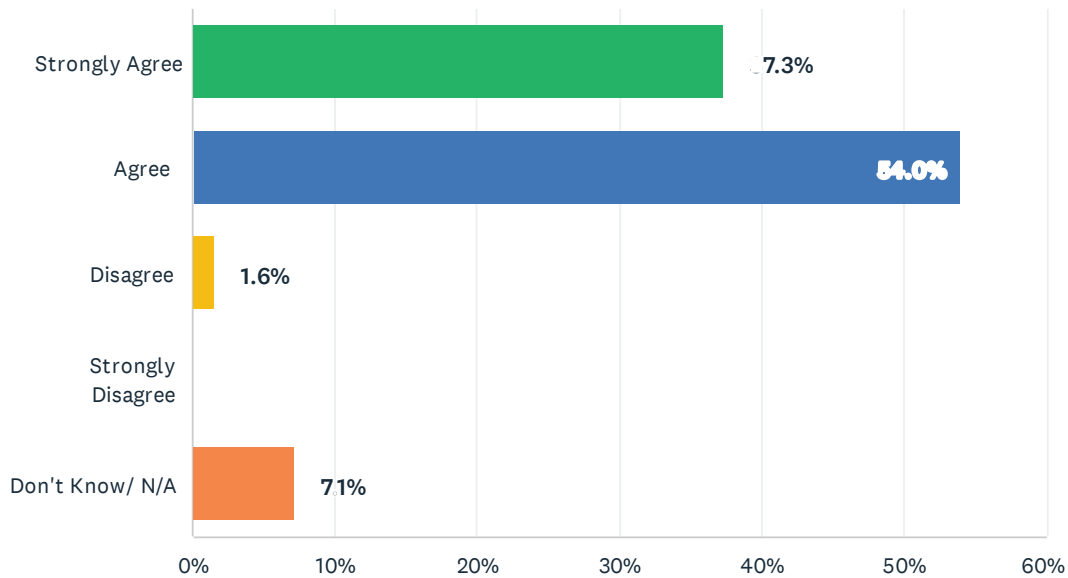
Answered: 126 Skipped: 37



ANSWER CHOICES	RESPONSES	
Strongly Agree	46.8%	59
Agree	43.7%	55
Disagree	2.4%	3
Strongly Disagree	0.8%	1
Don't Know/ N/A	6.3%	8
TOTAL		126

## Q20 My child is provided opportunities to collaborate with other students.

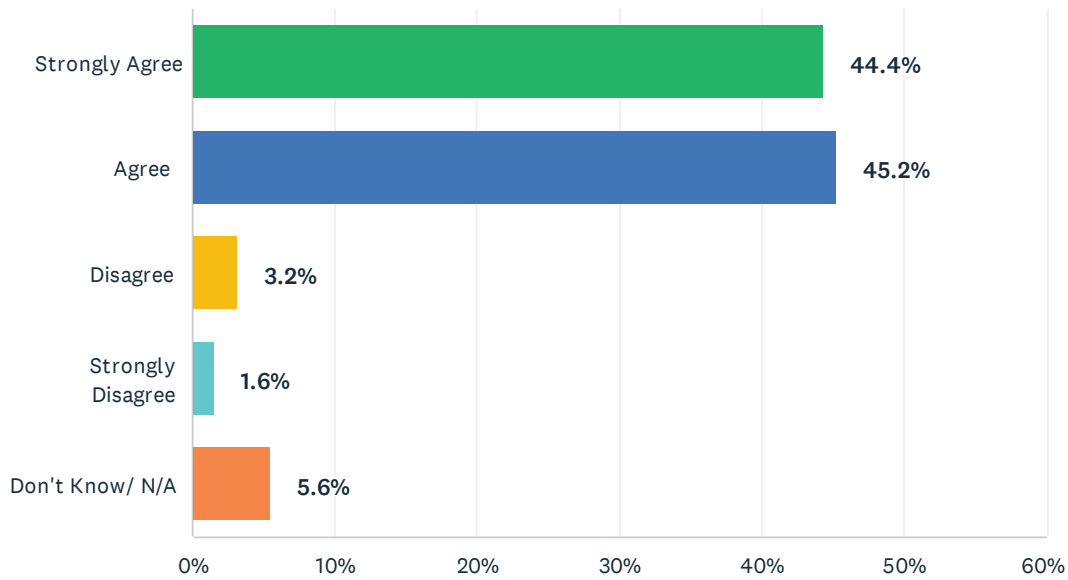
Answered: 126 Skipped: 37



ANSWER CHOICES	RESPONSES	
Strongly Agree	37.3%	47
Agree	54.0%	68
Disagree	1.6%	2
Strongly Disagree	0.0%	0
Don't Know/ N/A	7.1%	9
TOTAL		126

## Q21 My child is encouraged to do his/her best.

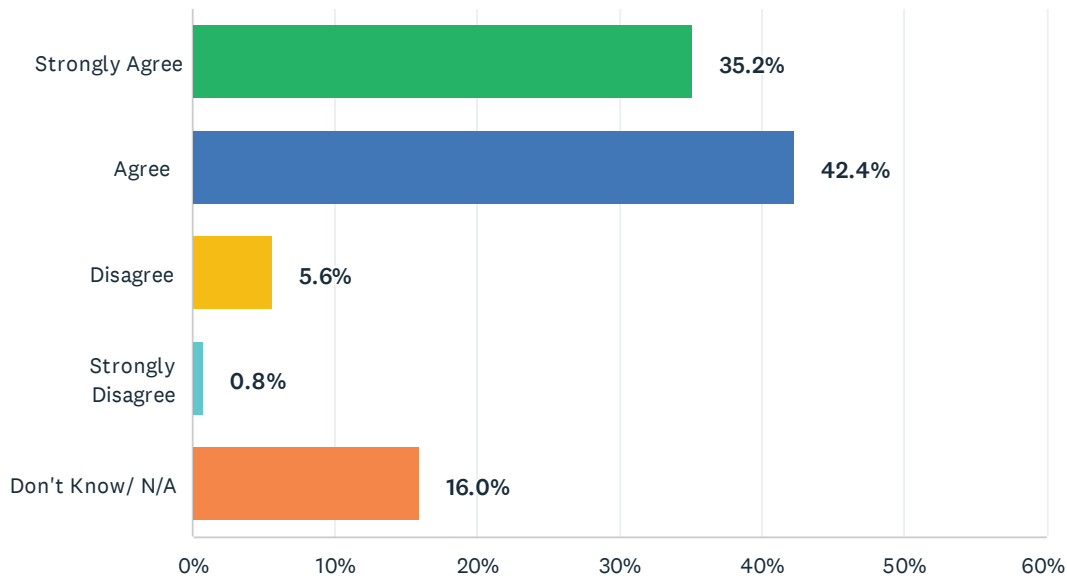
Answered: 126 Skipped: 37



ANSWER CHOICES	RESPONSES	
Strongly Agree	44.4%	56
Agree	45.2%	57
Disagree	3.2%	4
Strongly Disagree	1.6%	2
Don't Know/ N/A	5.6%	7
TOTAL		126

## Q22 My child is provided individual attention when needed.

Answered: 125 Skipped: 38

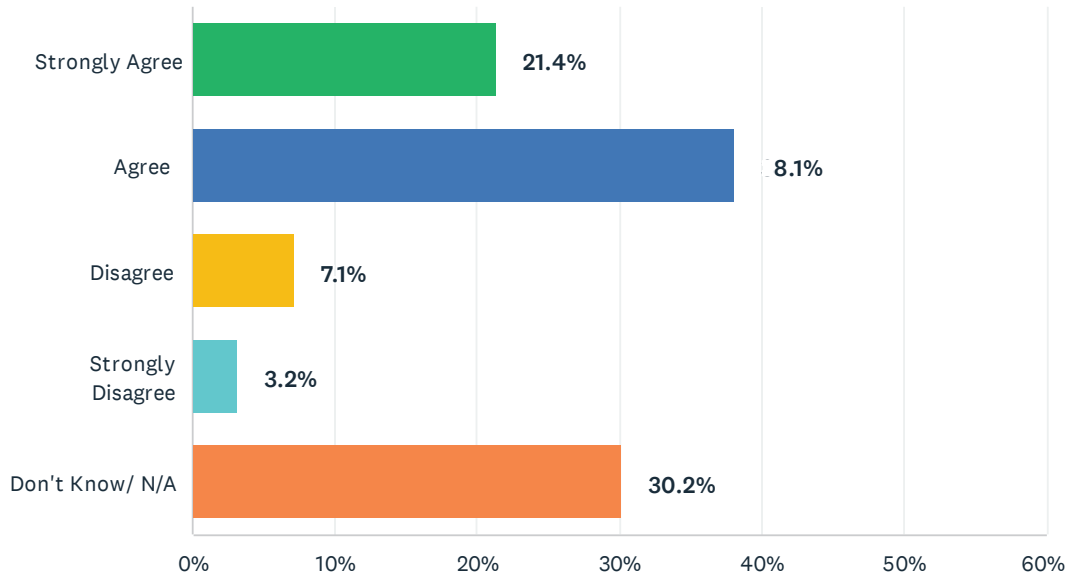


ANSWER CHOICES	RESPONSES	
Strongly Agree	35.2%	44
Agree	42.4%	53
Disagree	5.6%	7
Strongly Disagree	0.8%	1
Don't Know/ N/A	16.0%	20
TOTAL		125



## Q23 My child's teachers contact me when my child needs additional support.

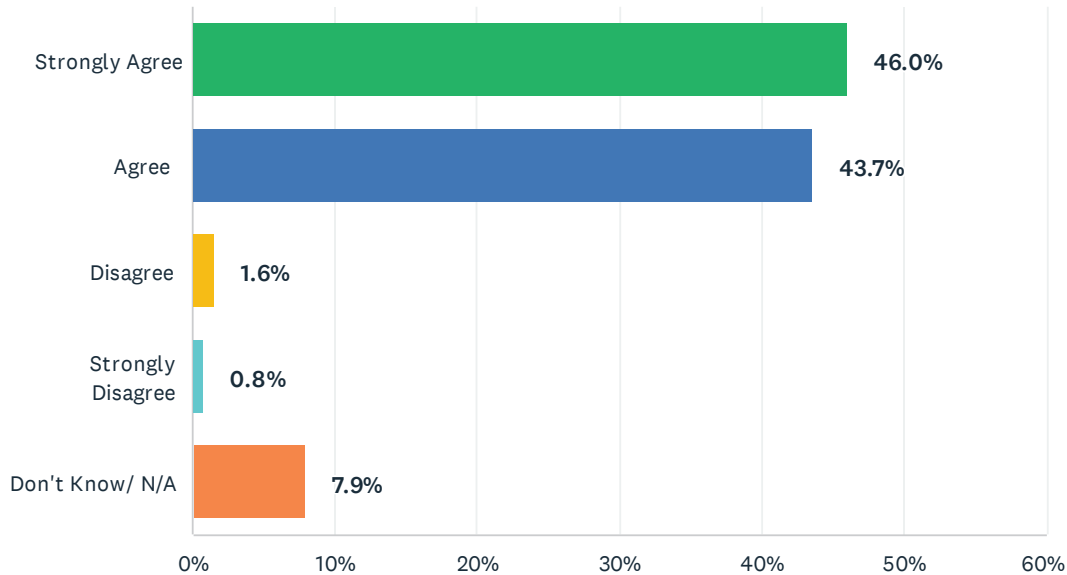
Answered: 126 Skipped: 37



ANSWER CHOICES	RESPONSES	
Strongly Agree	21.4%	27
Agree	38.1%	48
Disagree	7.1%	9
Strongly Disagree	3.2%	4
Don't Know/ N/A	30.2%	38
TOTAL		126

## Q24 My child is treated fairly regardless of his/her background or differences.

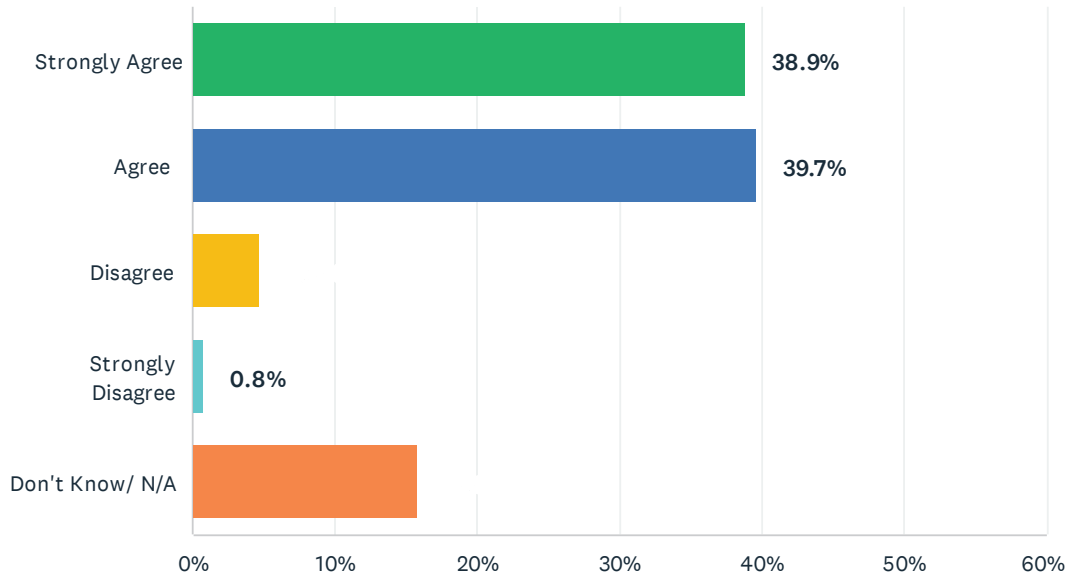
Answered: 126 Skipped: 37



ANSWER CHOICES	RESPONSES	
Strongly Agree	46.0%	58
Agree	43.7%	55
Disagree	1.6%	2
Strongly Disagree	0.8%	1
Don't Know/ N/A	7.9%	10
TOTAL		126

## Q25 Students at my child's school are treated fairly regardless of their backgrounds and differences.

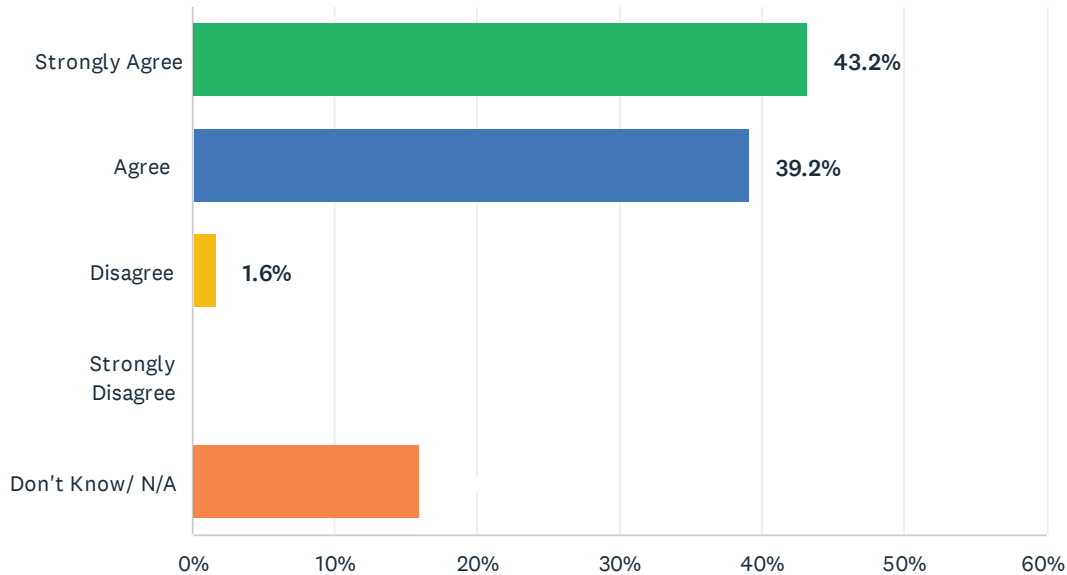
Answered: 126 Skipped: 37



ANSWER CHOICES	RESPONSES	
Strongly Agree	38.9%	49
Agree	39.7%	50
Disagree	4.8%	6
Strongly Disagree	0.8%	1
Don't Know/ N/A	15.9%	20
TOTAL		126

## Q26 There is a teacher, counselor or other staff member at school to whom my child can go for help with a school problem.

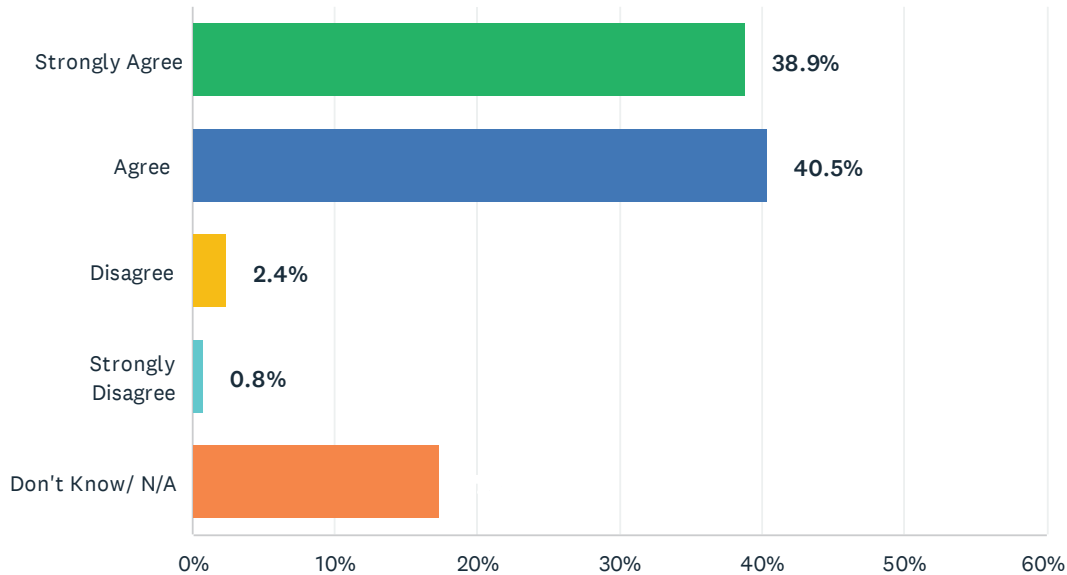
Answered: 125 Skipped: 38



ANSWER CHOICES	RESPONSES	
Strongly Agree	43.2%	54
Agree	39.2%	49
Disagree	1.6%	2
Strongly Disagree	0.0%	0
Don't Know/ N/A	16.0%	20
TOTAL		125

## Q27 There is a teacher, counselor or other staff member at school to whom my child can go to for help with a personal problem.

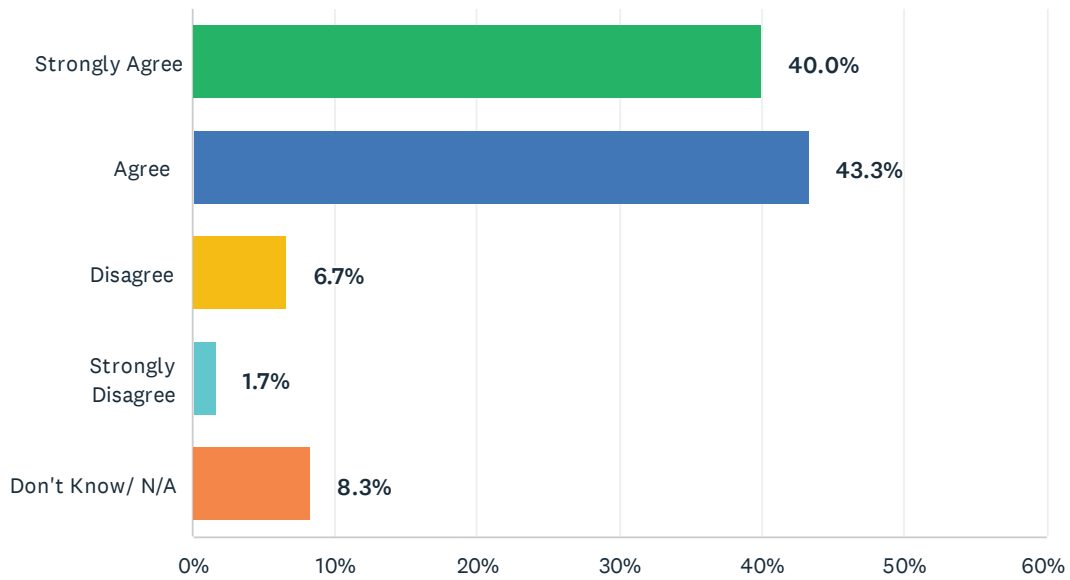
Answered: 126 Skipped: 37



ANSWER CHOICES	RESPONSES	
Strongly Agree	38.9%	49
Agree	40.5%	51
Disagree	2.4%	3
Strongly Disagree	0.8%	1
Don't Know/ N/A	17.5%	22
TOTAL		126

## Q28 The campus leadership is effective.

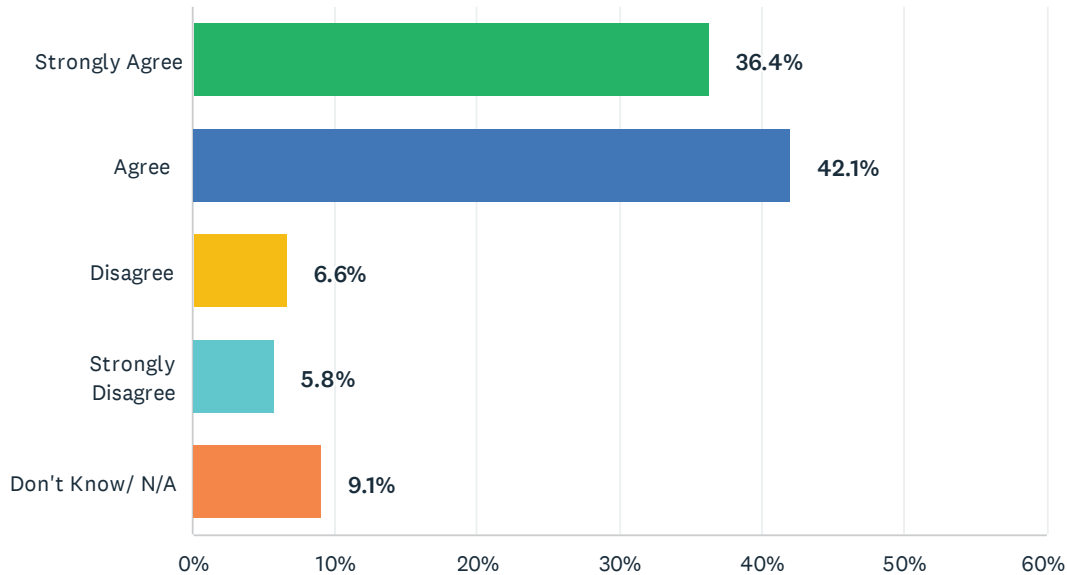
Answered: 120 Skipped: 43



ANSWER CHOICES	RESPONSES	
Strongly Agree	40.0%	48
Agree	43.3%	52
Disagree	6.7%	8
Strongly Disagree	1.7%	2
Don't Know/ N/A	8.3%	10
TOTAL		120

## Q29 The campus leadership makes decisions that are in the best interest of the students.

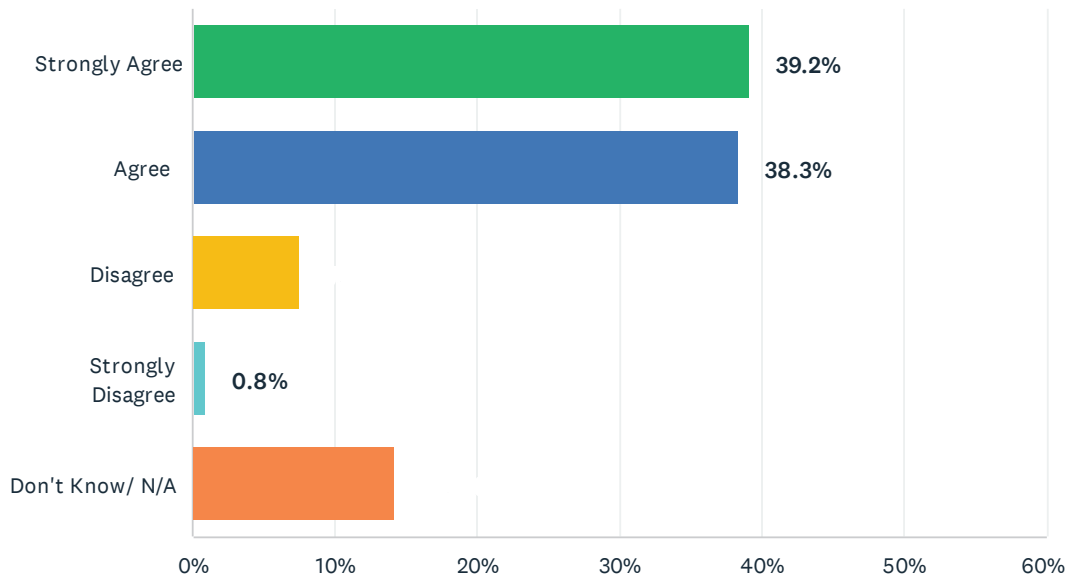
Answered: 121 Skipped: 42



ANSWER CHOICES	RESPONSES	
Strongly Agree	36.4%	44
Agree	42.1%	51
Disagree	6.6%	8
Strongly Disagree	5.8%	7
Don't Know/ N/A	9.1%	11
TOTAL		121

## Q30 My child has had positive interactions with his/her campus' leadership.

Answered: 120 Skipped: 43

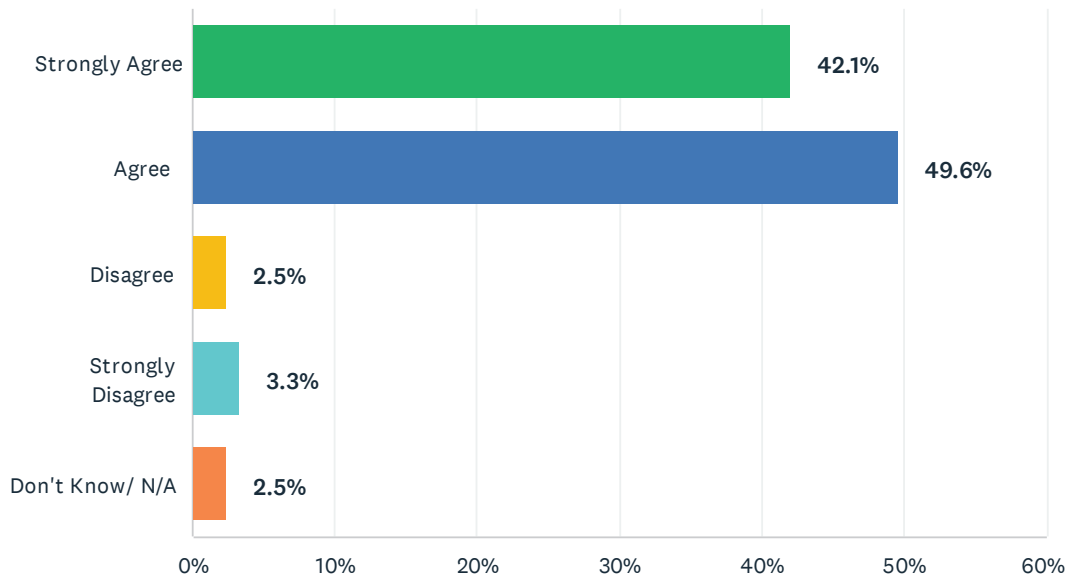


ANSWER CHOICES	RESPONSES	
Strongly Agree	39.2%	47
Agree	38.3%	46
Disagree	7.5%	9
Strongly Disagree	0.8%	1
Don't Know/ N/A	14.2%	17
TOTAL		120



## Q31 The communication from campus leadership is beneficial.

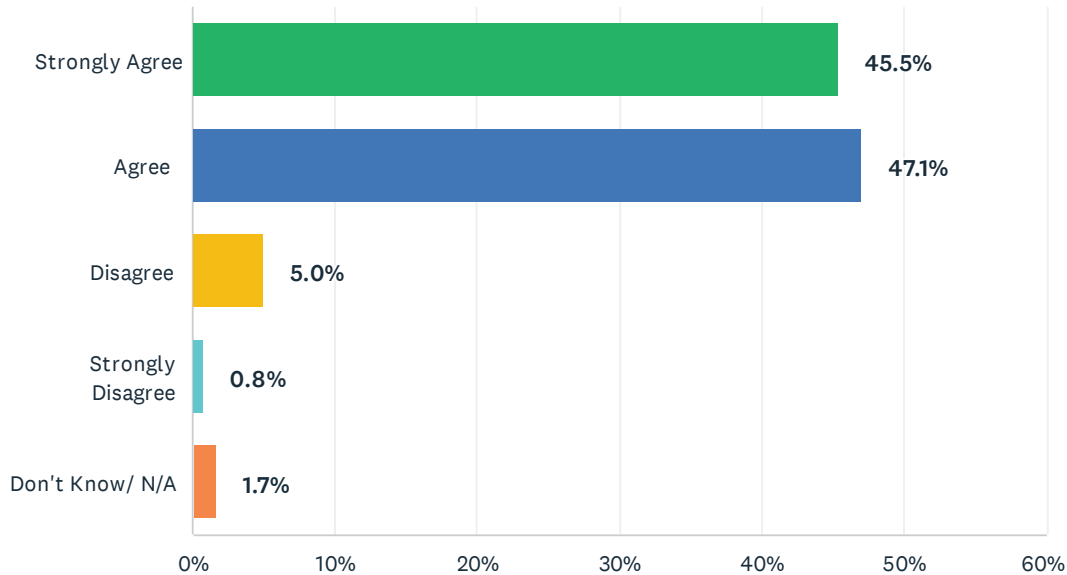
Answered: 121 Skipped: 42



ANSWER CHOICES	RESPONSES	
Strongly Agree	42.1%	51
Agree	49.6%	60
Disagree	2.5%	3
Strongly Disagree	3.3%	4
Don't Know/ N/A	2.5%	3
TOTAL		121

## Q32 The campus leadership actively encourages parental involvement in my child's school.

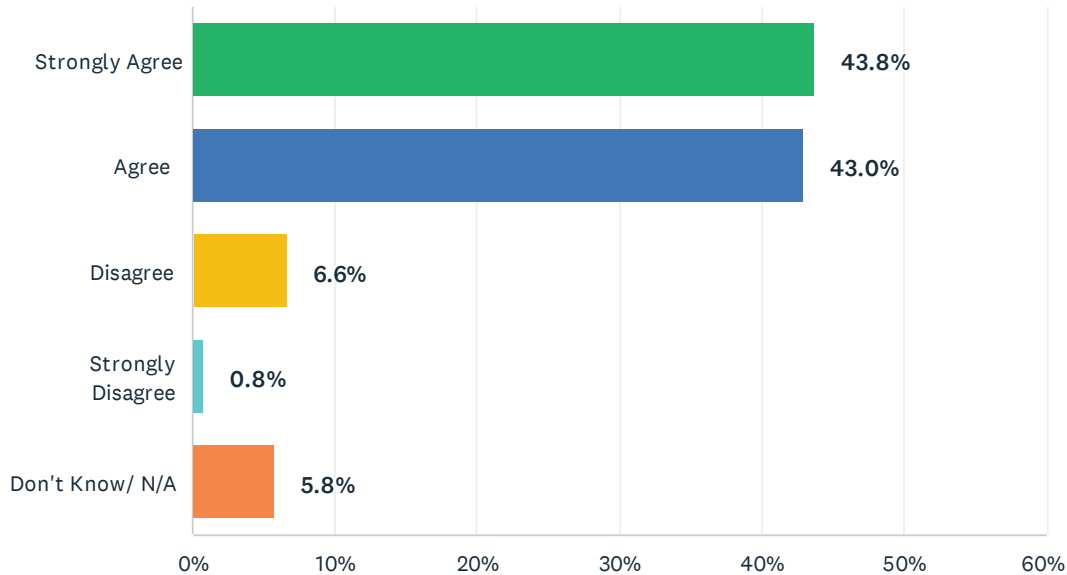
Answered: 121 Skipped: 42



ANSWER CHOICES	RESPONSES	
Strongly Agree	45.5%	55
Agree	47.1%	57
Disagree	5.0%	6
Strongly Disagree	0.8%	1
Don't Know/ N/A	1.7%	2
TOTAL		121

### Q33 The campus leadership promotes a positive school environment for student learning.

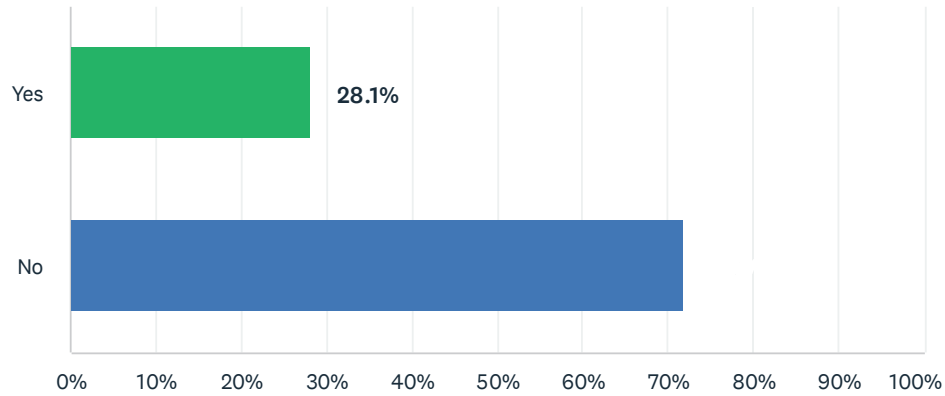
Answered: 121 Skipped: 42



ANSWER CHOICES	RESPONSES	
Strongly Agree	43.8%	53
Agree	43.0%	52
Disagree	6.6%	8
Strongly Disagree	0.8%	1
Don't Know/ N/A	5.8%	7
TOTAL		121

## Q34 Have you had an issue to discuss with the principal or assistant principal this year?

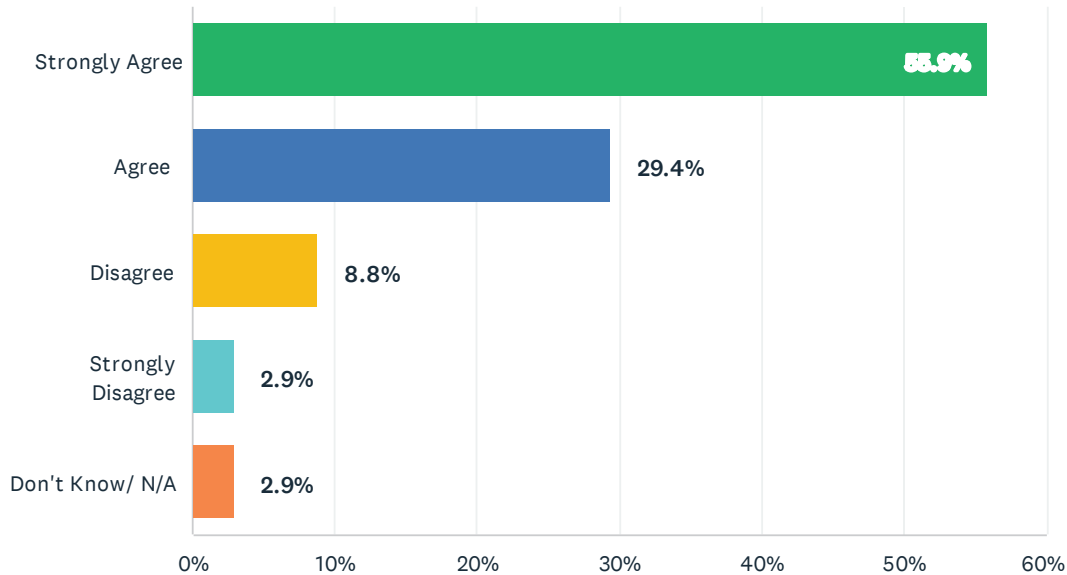
Answered: 121 Skipped: 42



ANSWER CHOICES	RESPONSES	
Yes	28.1%	34
No	71.9%	87
TOTAL		121

### Q35 When I have had an issue to discuss with the principal or assistant principal he or she was available to talk to me.

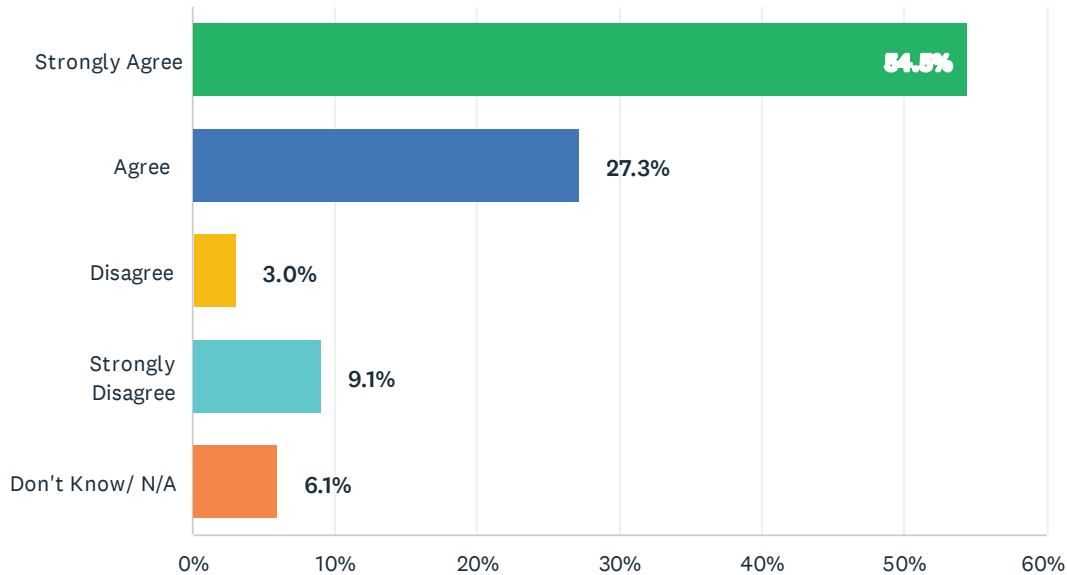
Answered: 34 Skipped: 129



ANSWER CHOICES	RESPONSES	
Strongly Agree	55.9%	19
Agree	29.4%	10
Disagree	8.8%	3
Strongly Disagree	2.9%	1
Don't Know/ N/A	2.9%	1
TOTAL		34

### Q36 When I have had an issue to discuss with the principal or assistant principal he or she was courteous and listened to my concerns.

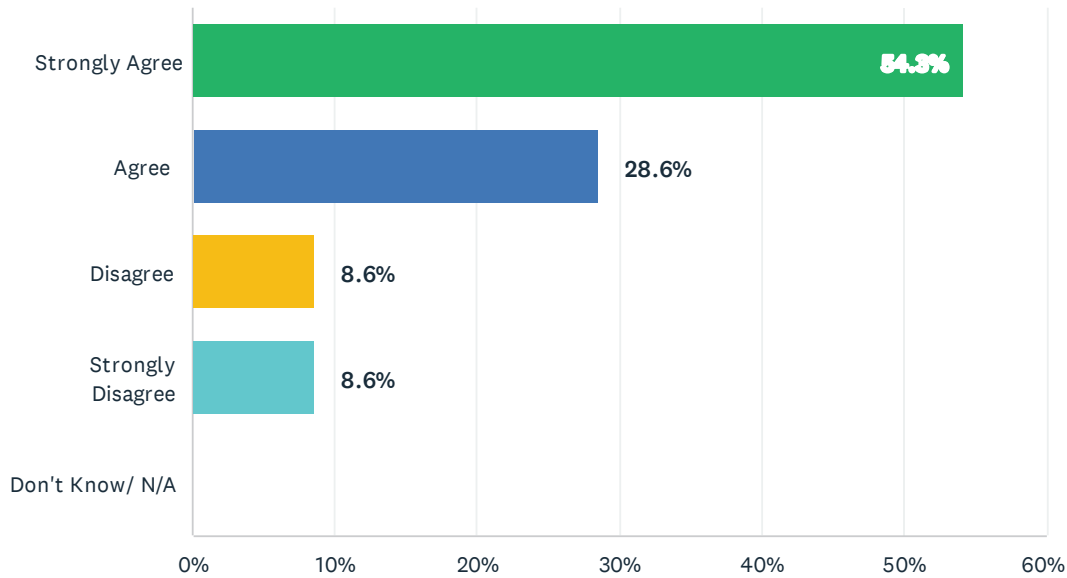
Answered: 33 Skipped: 130



ANSWER CHOICES	RESPONSES	
Strongly Agree	54.5%	18
Agree	27.3%	9
Disagree	3.0%	1
Strongly Disagree	9.1%	3
Don't Know/ N/A	6.1%	2
TOTAL		33

Q37 When I have had an issue to discuss with the principal or assistant principal he or she responded to my concerns in a professional manner, whether or not he or she agreed with me.

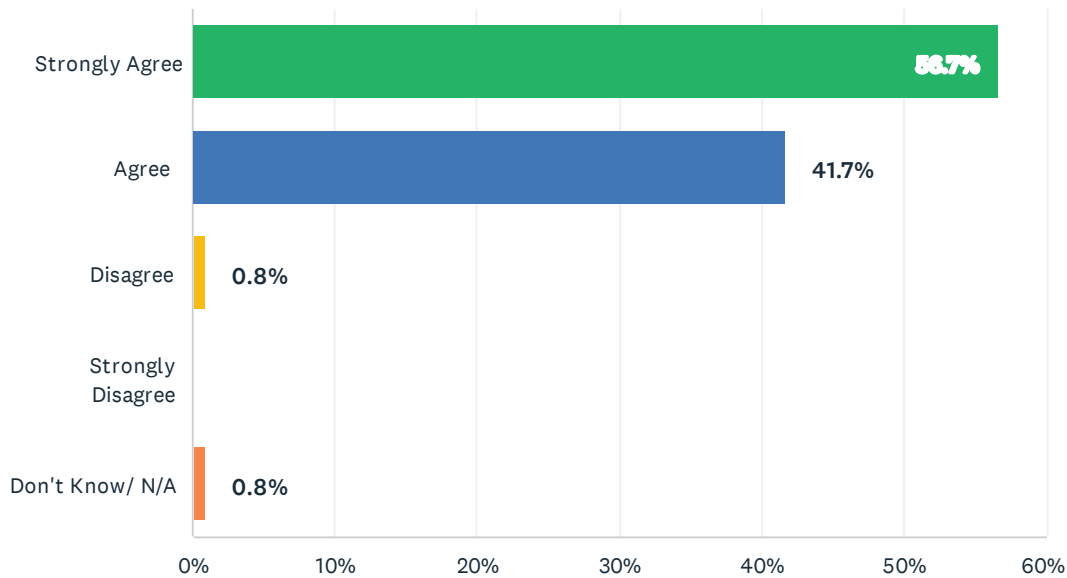
Answered: 35 Skipped: 128



ANSWER CHOICES	RESPONSES	
Strongly Agree	54.3%	19
Agree	28.6%	10
Disagree	8.6%	3
Strongly Disagree	8.6%	3
Don't Know/ N/A	0.0%	0
TOTAL		35

## Q38 I feel welcome in my child's school.

Answered: 120 Skipped: 43

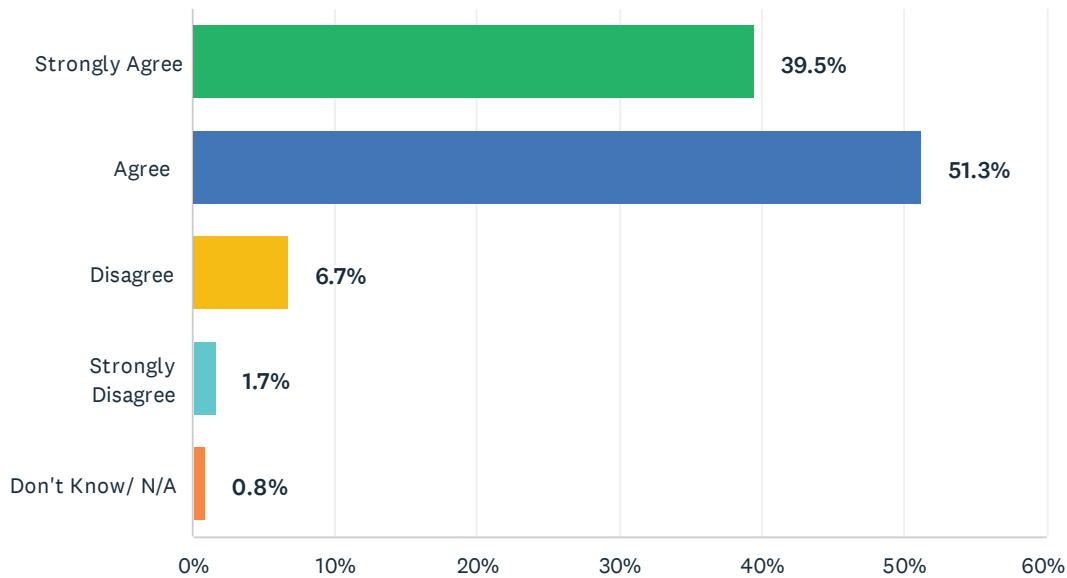


ANSWER CHOICES	RESPONSES	
Strongly Agree	56.7%	68
Agree	41.7%	50
Disagree	0.8%	1
Strongly Disagree	0.0%	0
Don't Know/ N/A	0.8%	1
TOTAL		120



## Q39 I am kept informed about what my child is learning in school.

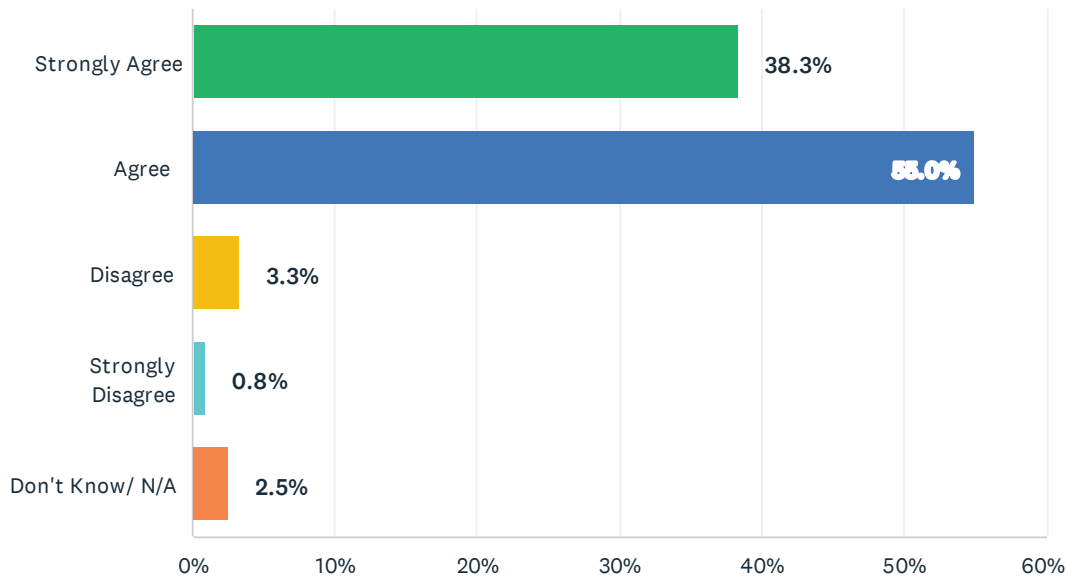
Answered: 119 Skipped: 44



ANSWER CHOICES	RESPONSES	
Strongly Agree	39.5%	47
Agree	51.3%	61
Disagree	6.7%	8
Strongly Disagree	1.7%	2
Don't Know/ N/A	0.8%	1
TOTAL		119

## Q40 I am kept informed about my child's grades.

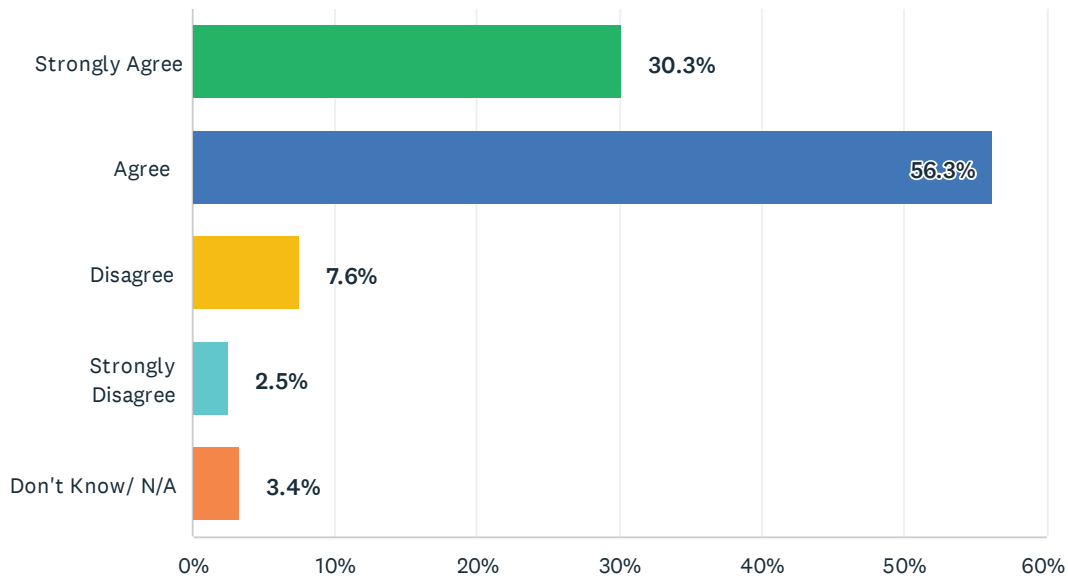
Answered: 120 Skipped: 43



ANSWER CHOICES	RESPONSES	
Strongly Agree	38.3%	46
Agree	55.0%	66
Disagree	3.3%	4
Strongly Disagree	0.8%	1
Don't Know/ N/A	2.5%	3
TOTAL		120

## Q41 I am kept informed about my child's behavior.

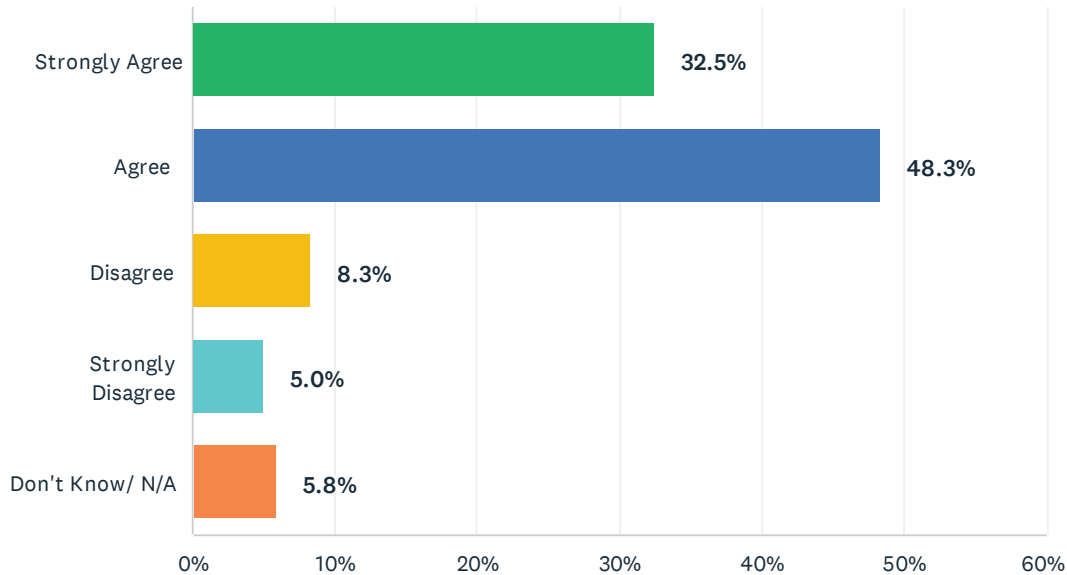
Answered: 119 Skipped: 44



ANSWER CHOICES	RESPONSES	
Strongly Agree	30.3%	36
Agree	56.3%	67
Disagree	7.6%	9
Strongly Disagree	2.5%	3
Don't Know/ N/A	3.4%	4
TOTAL		119

Q42 I am kept informed about activities like tutoring, after-school programs, student performances, parent workshops and other events.

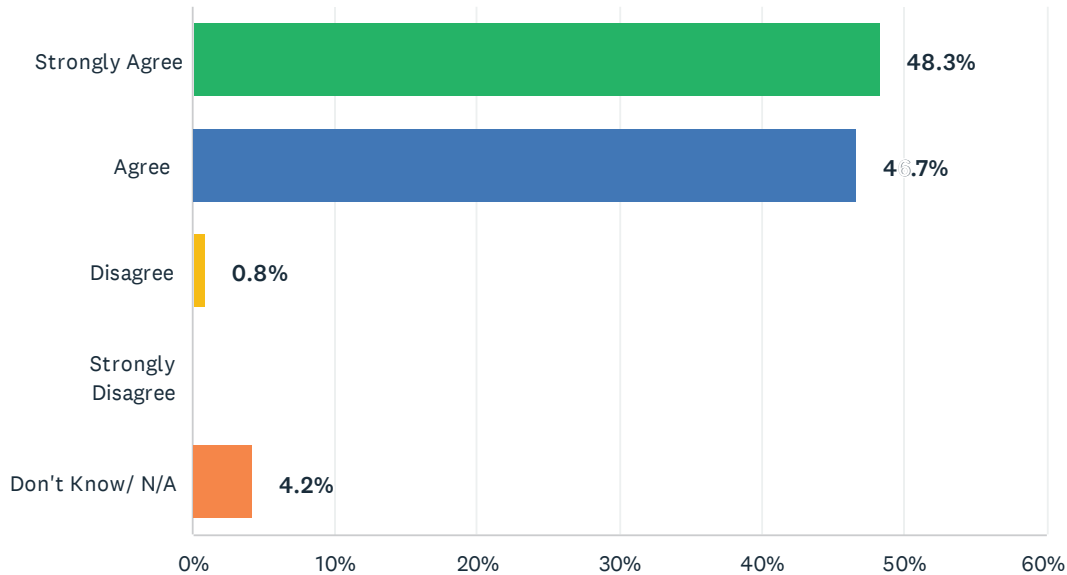
Answered: 120 Skipped: 43



ANSWER CHOICES	RESPONSES	
Strongly Agree	32.5%	39
Agree	48.3%	58
Disagree	8.3%	10
Strongly Disagree	5.0%	6
Don't Know/ N/A	5.8%	7
TOTAL		120

## Q43 My child's teachers are available to discuss my child's learning needs with me.

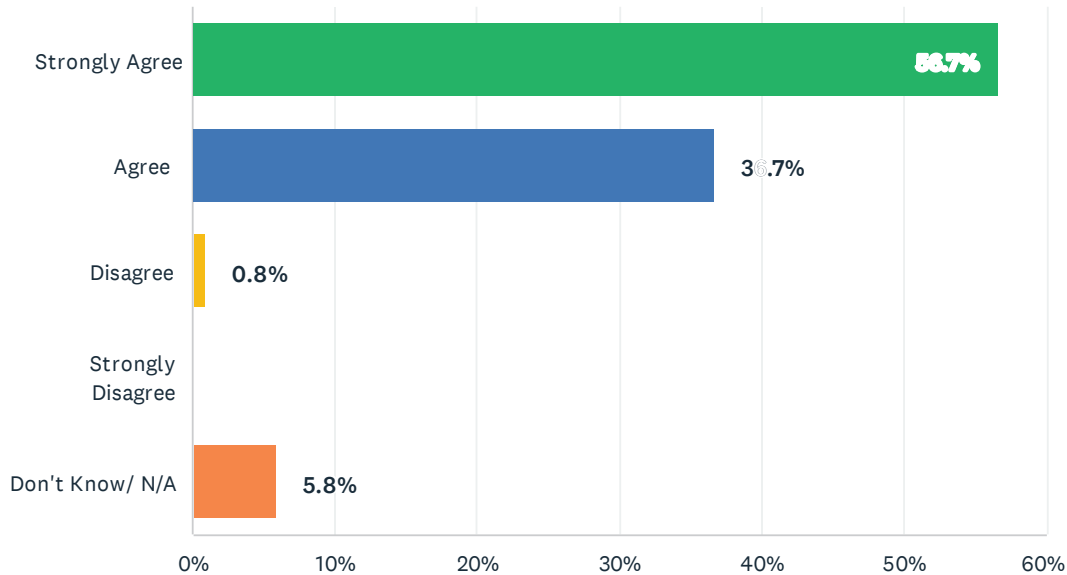
Answered: 120 Skipped: 43



ANSWER CHOICES	RESPONSES	
Strongly Agree	48.3%	58
Agree	46.7%	56
Disagree	0.8%	1
Strongly Disagree	0.0%	0
Don't Know/ N/A	4.2%	5
TOTAL		120

## Q44 When I contact my child's teachers, I receive a professional response.

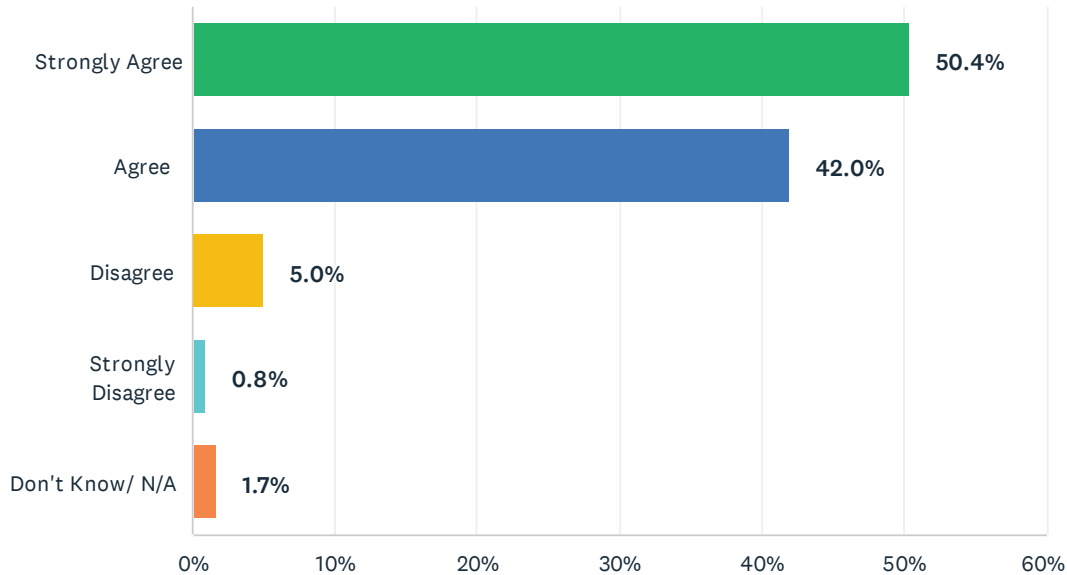
Answered: 120 Skipped: 43



ANSWER CHOICES	RESPONSES	
Strongly Agree	56.7%	68
Agree	36.7%	44
Disagree	0.8%	1
Strongly Disagree	0.0%	0
Don't Know/ N/A	5.8%	7
TOTAL		120

## Q45 I am satisfied with the opportunities for me to be involved in my child's school.

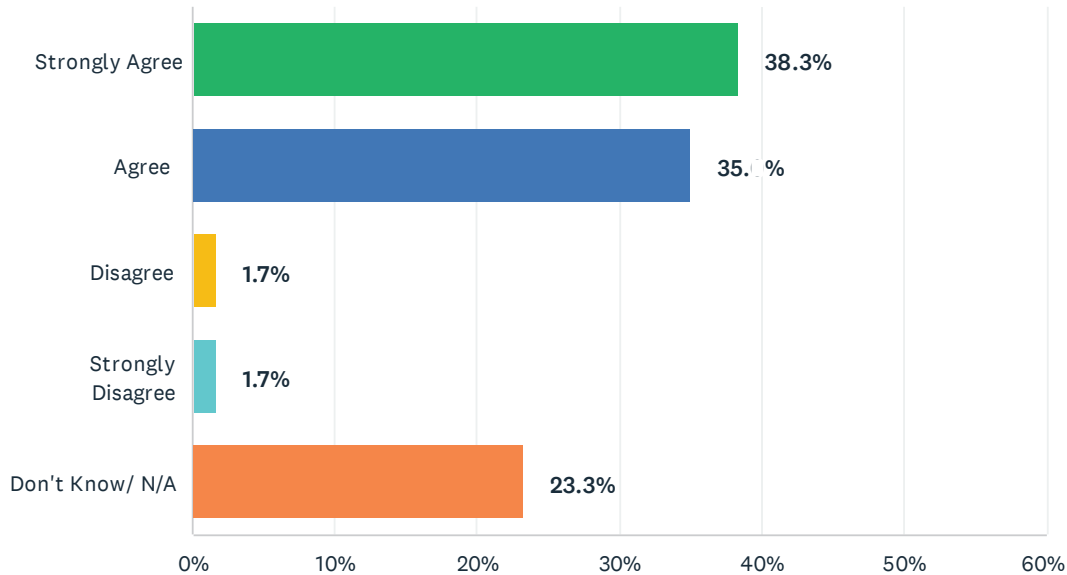
Answered: 119 Skipped: 44



ANSWER CHOICES	RESPONSES	
Strongly Agree	50.4%	60
Agree	42.0%	50
Disagree	5.0%	6
Strongly Disagree	0.8%	1
Don't Know/ N/A	1.7%	2
TOTAL		119

## Q46 I feel the parent education opportunities presented by my school are valuable.

Answered: 120 Skipped: 43

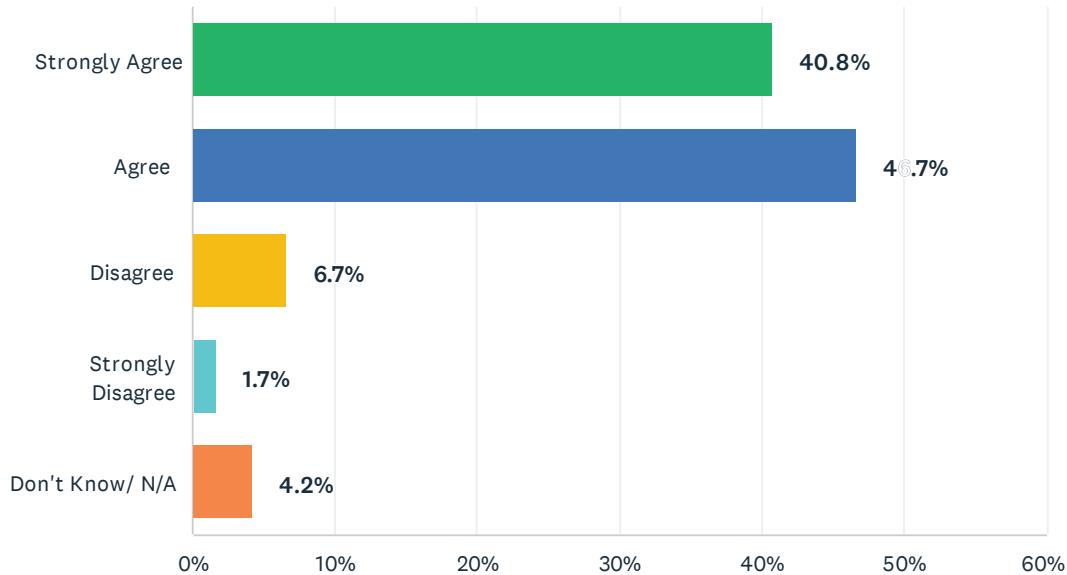


ANSWER CHOICES	RESPONSES	
Strongly Agree	38.3%	46
Agree	35.0%	42
Disagree	1.7%	2
Strongly Disagree	1.7%	2
Don't Know/ N/A	23.3%	28
TOTAL		120



## Q47 I am satisfied with the information and communication I receive from my child's school.

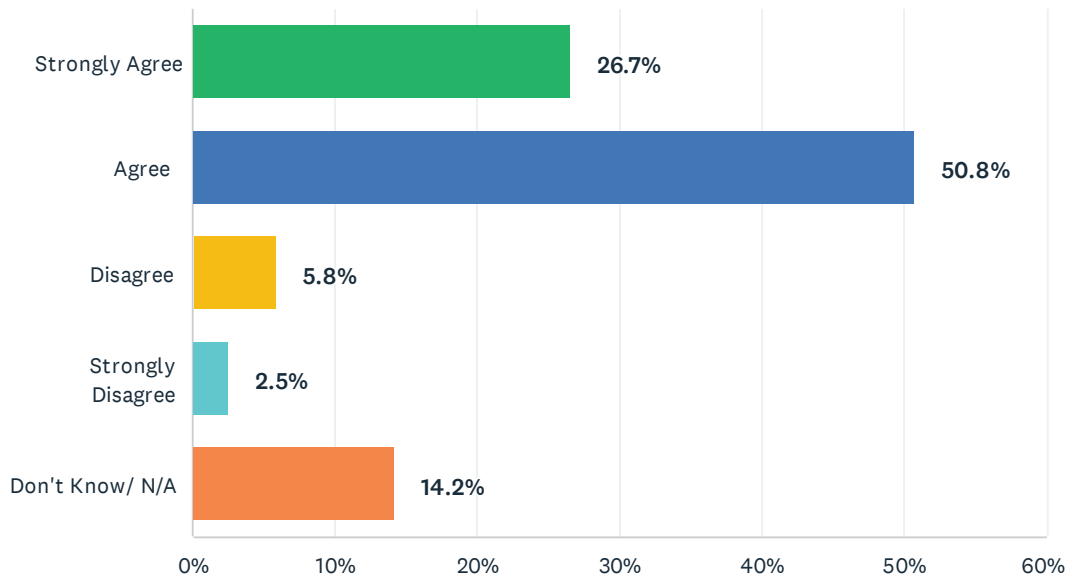
Answered: 120 Skipped: 43



ANSWER CHOICES	RESPONSES	
Strongly Agree	40.8%	49
Agree	46.7%	56
Disagree	6.7%	8
Strongly Disagree	1.7%	2
Don't Know/ N/A	4.2%	5
TOTAL		120

## Q48 The school's website is a good source for information.

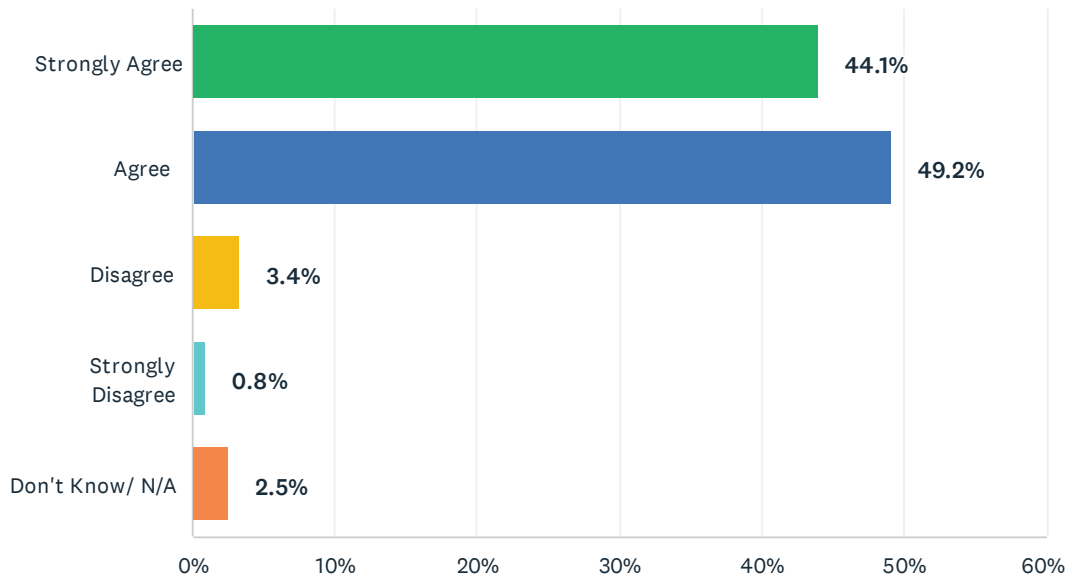
Answered: 120 Skipped: 43



ANSWER CHOICES	RESPONSES	
Strongly Agree	26.7%	32
Agree	50.8%	61
Disagree	5.8%	7
Strongly Disagree	2.5%	3
Don't Know/ N/A	14.2%	17
TOTAL		120

## Q49 My child is safe at school.

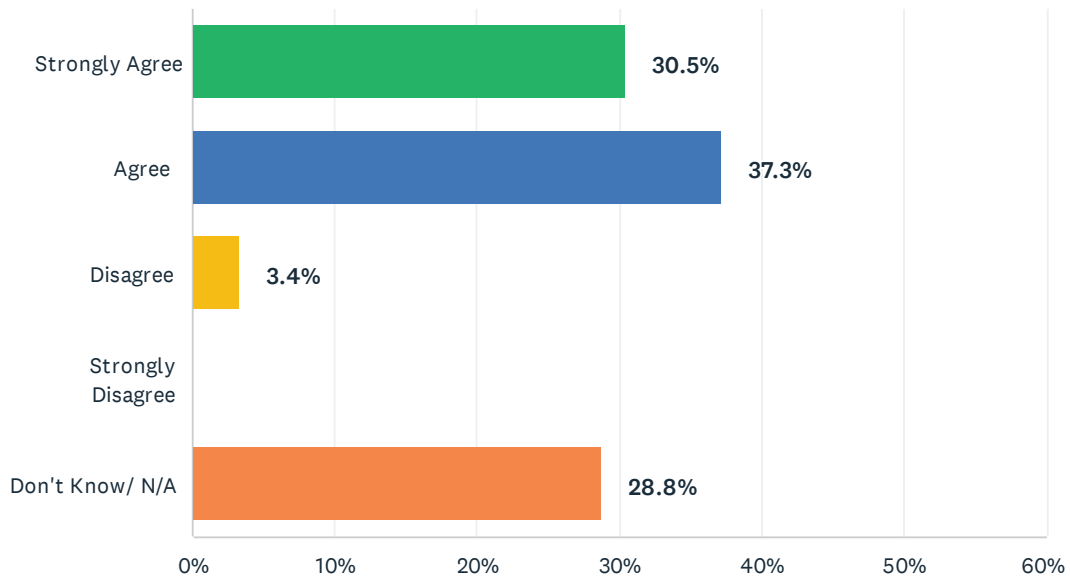
Answered: 118 Skipped: 45



ANSWER CHOICES	RESPONSES	
Strongly Agree	44.1%	52
Agree	49.2%	58
Disagree	3.4%	4
Strongly Disagree	0.8%	1
Don't Know/ N/A	2.5%	3
TOTAL		118

## Q50 My child is safe when riding the school bus.

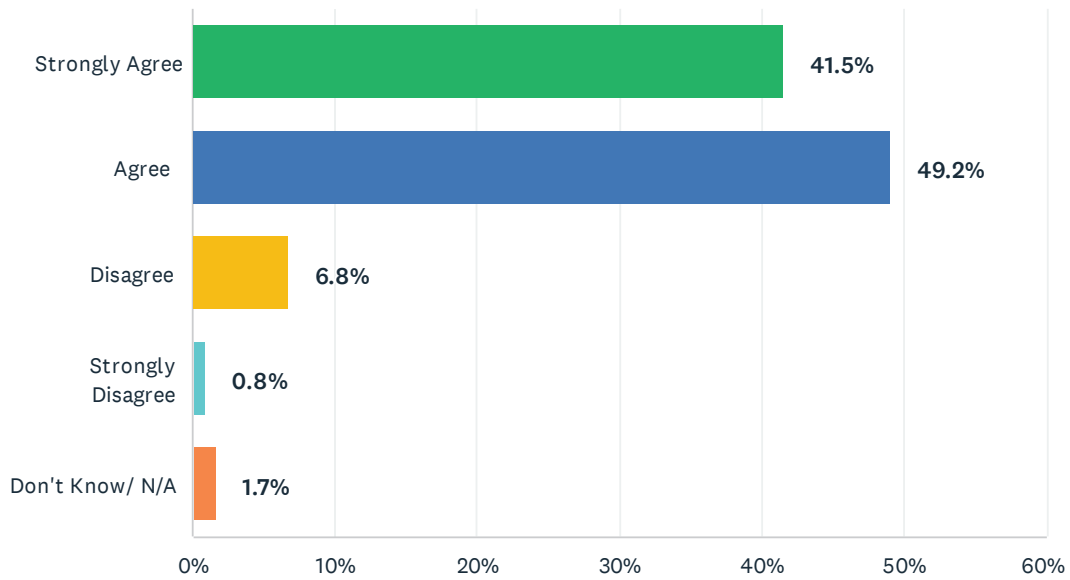
Answered: 118 Skipped: 45



ANSWER CHOICES	RESPONSES	
Strongly Agree	30.5%	36
Agree	37.3%	44
Disagree	3.4%	4
Strongly Disagree	0.0%	0
Don't Know/ N/A	28.8%	34
TOTAL		118

## Q51 My child feels a sense of belonging.

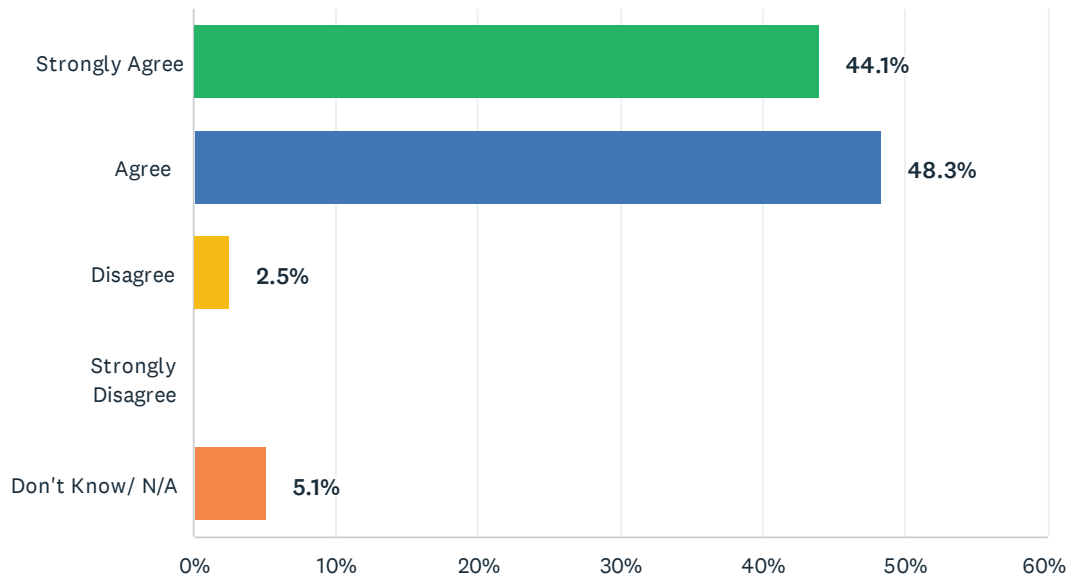
Answered: 118 Skipped: 45



ANSWER CHOICES	RESPONSES	
Strongly Agree	41.5%	49
Agree	49.2%	58
Disagree	6.8%	8
Strongly Disagree	0.8%	1
Don't Know/ N/A	1.7%	2
TOTAL		118

## Q52 Teachers and students respect one another at this school.

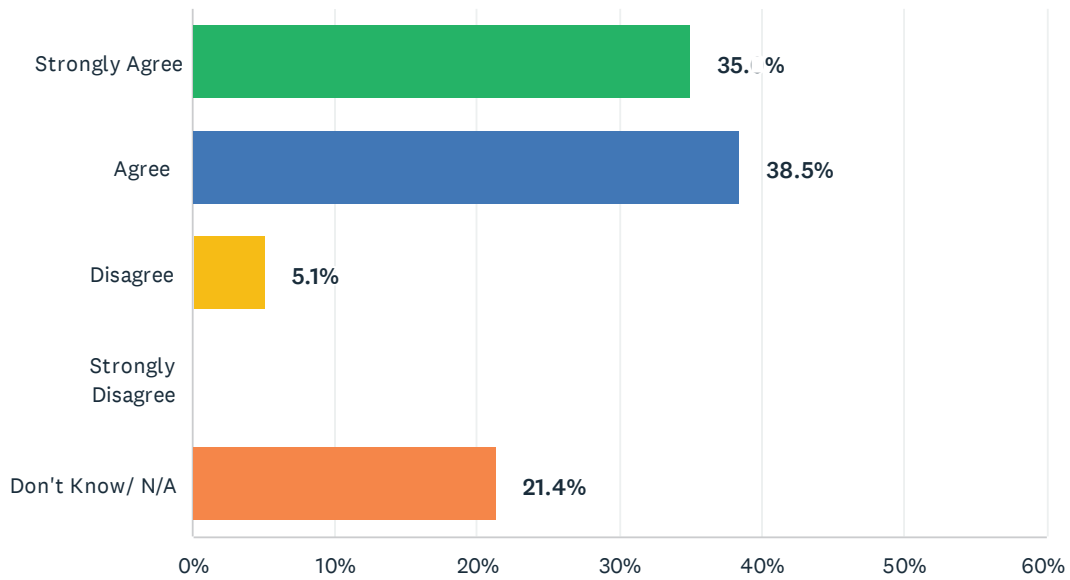
Answered: 118 Skipped: 45



ANSWER CHOICES	RESPONSES	
Strongly Agree	44.1%	52
Agree	48.3%	57
Disagree	2.5%	3
Strongly Disagree	0.0%	0
Don't Know/ N/A	5.1%	6
TOTAL		118

## Q53 Discipline is fair.

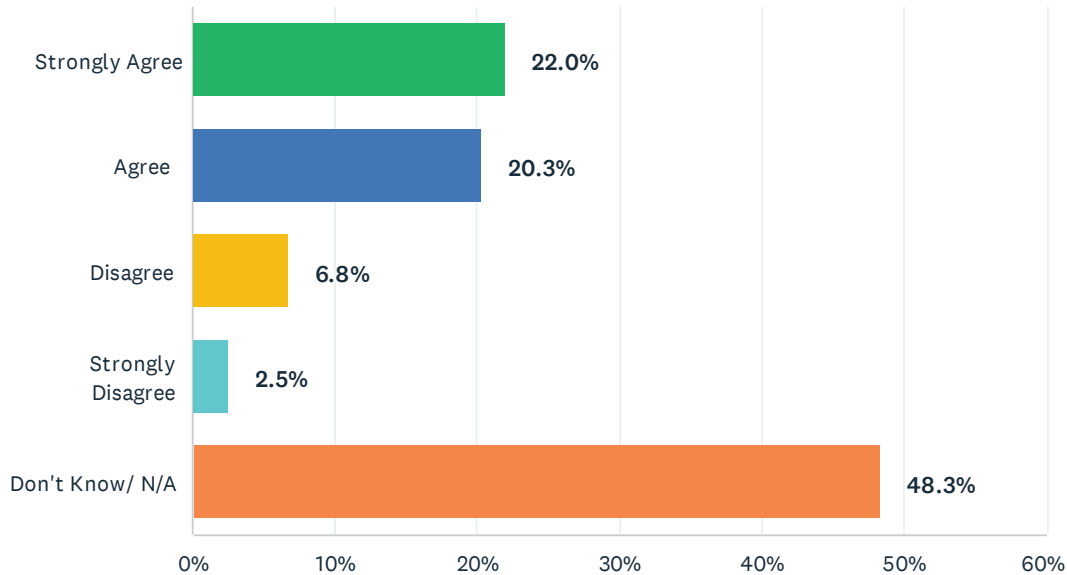
Answered: 117   Skipped: 46



ANSWER CHOICES	RESPONSES	
Strongly Agree	35.0%	41
Agree	38.5%	45
Disagree	5.1%	6
Strongly Disagree	0.0%	0
Don't Know/ N/A	21.4%	25
TOTAL		117

## Q54 When threatening behavior between students arises, the school staff intervene appropriately.

Answered: 118 Skipped: 45

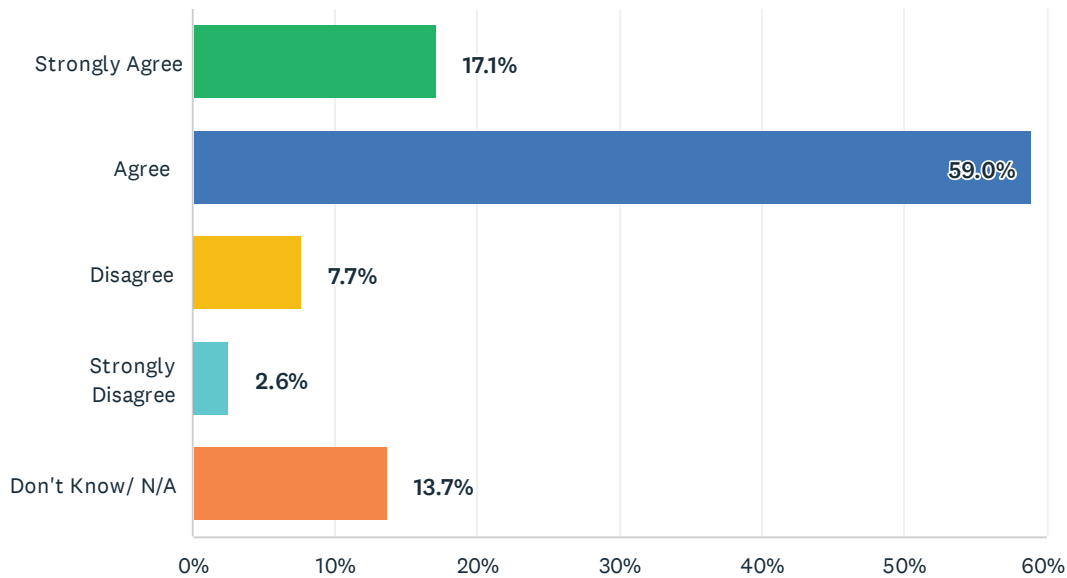


ANSWER CHOICES	RESPONSES	
Strongly Agree	22.0%	26
Agree	20.3%	24
Disagree	6.8%	8
Strongly Disagree	2.5%	3
Don't Know/ N/A	48.3%	57
TOTAL		118



## Q55 Students treat each other with kindness and respect.

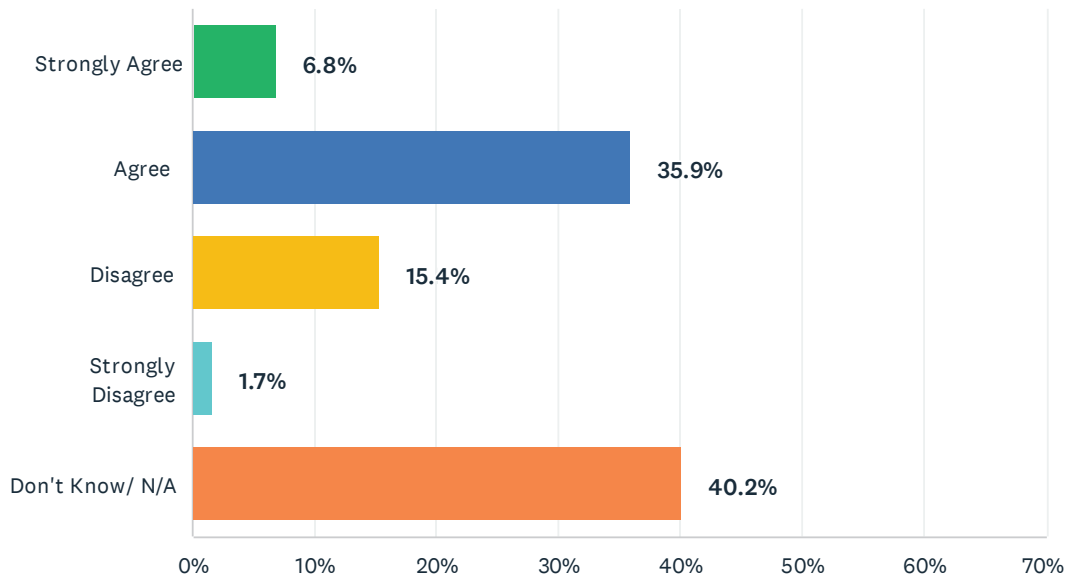
Answered: 117   Skipped: 46



ANSWER CHOICES	RESPONSES	
Strongly Agree	17.1%	20
Agree	59.0%	69
Disagree	7.7%	9
Strongly Disagree	2.6%	3
Don't Know/ N/A	13.7%	16
TOTAL		117

## Q56 Students are kind and respectful on the bus.

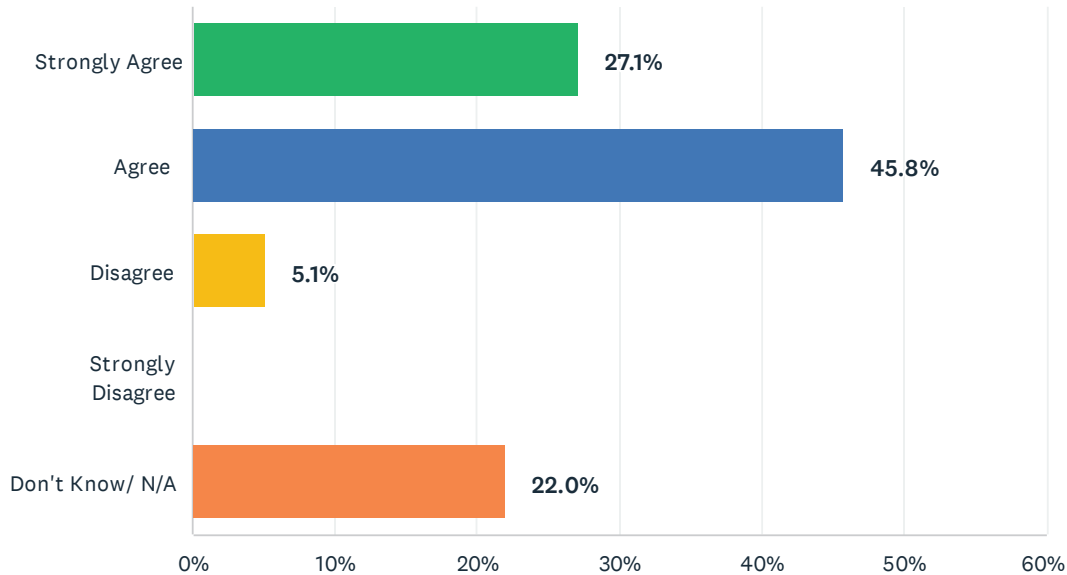
Answered: 117 Skipped: 46



ANSWER CHOICES	RESPONSES	
Strongly Agree	6.8%	8
Agree	35.9%	42
Disagree	15.4%	18
Strongly Disagree	1.7%	2
Don't Know/ N/A	40.2%	47
TOTAL		117

## Q57 I feel the school's safety protocols and emergency plans are effective and appropriate.

Answered: 118 Skipped: 45



ANSWER CHOICES	RESPONSES	
Strongly Agree	27.1%	32
Agree	45.8%	54
Disagree	5.1%	6
Strongly Disagree	0.0%	0
Don't Know/ N/A	22.0%	26
TOTAL		118

## Q58 Alcohol and drug use is not a problem at this school.

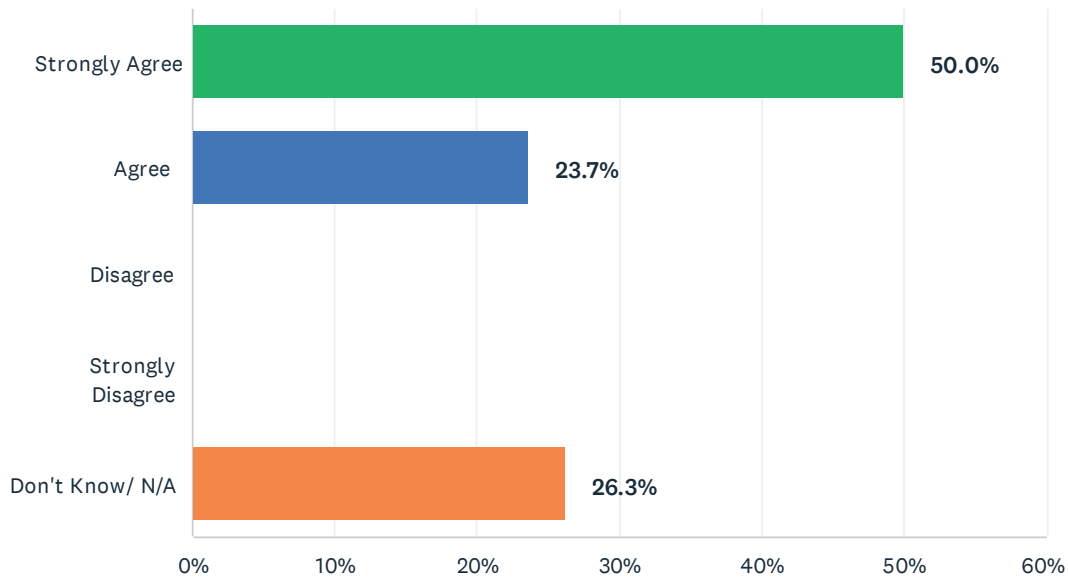
Answered: 0   Skipped: 163

 No matching responses.

ANSWER CHOICES	RESPONSES	
Strongly Agree	0.0%	0
Agree	0.0%	0
Disagree	0.0%	0
Strongly Disagree	0.0%	0
Don't Know/ N/A	0.0%	0
TOTAL		0

## Q59 Students do not bring weapons to campus.

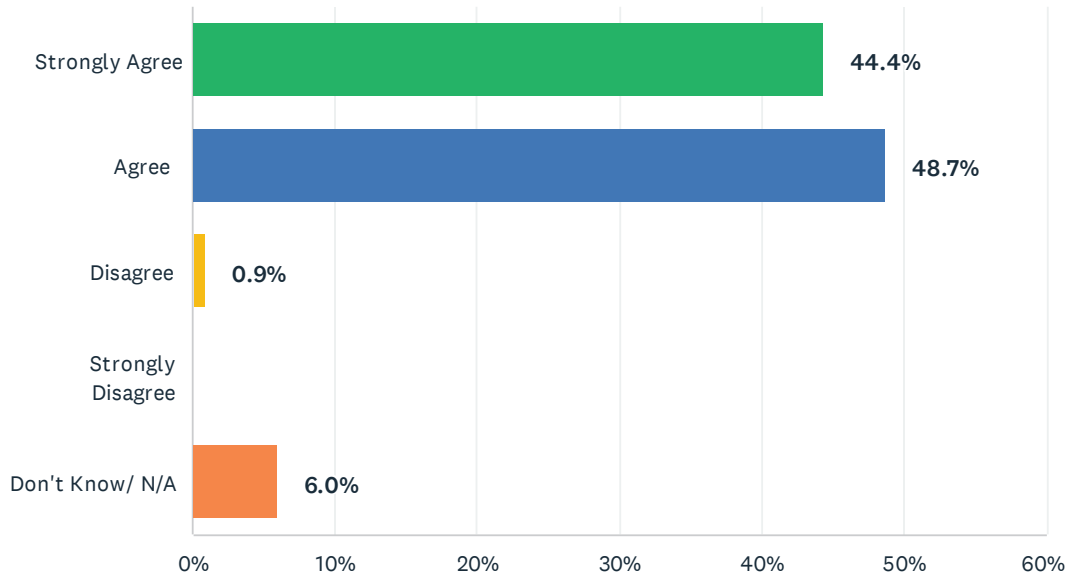
Answered: 118 Skipped: 45



ANSWER CHOICES	RESPONSES	
Strongly Agree	50.0%	59
Agree	23.7%	28
Disagree	0.0%	0
Strongly Disagree	0.0%	0
Don't Know/ N/A	26.3%	31
TOTAL		118

## Q60 My child is provided the instructional materials, resources and technology needed for classes.

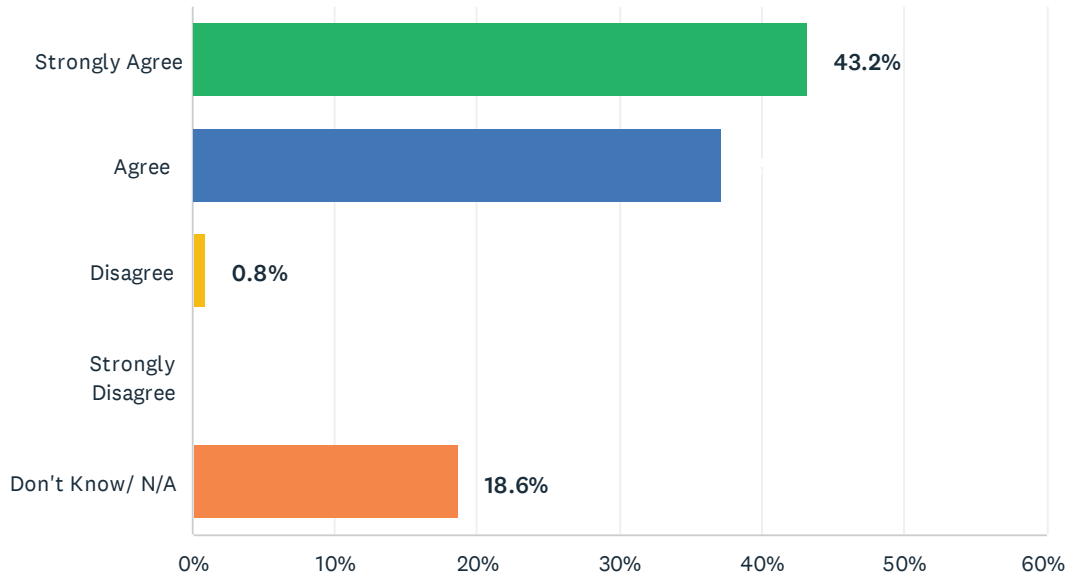
Answered: 117 Skipped: 46



ANSWER CHOICES	RESPONSES	
Strongly Agree	44.4%	52
Agree	48.7%	57
Disagree	0.9%	1
Strongly Disagree	0.0%	0
Don't Know/ N/A	6.0%	7
TOTAL		117

## Q61 The school librarian assists in finding resources and reading materials.

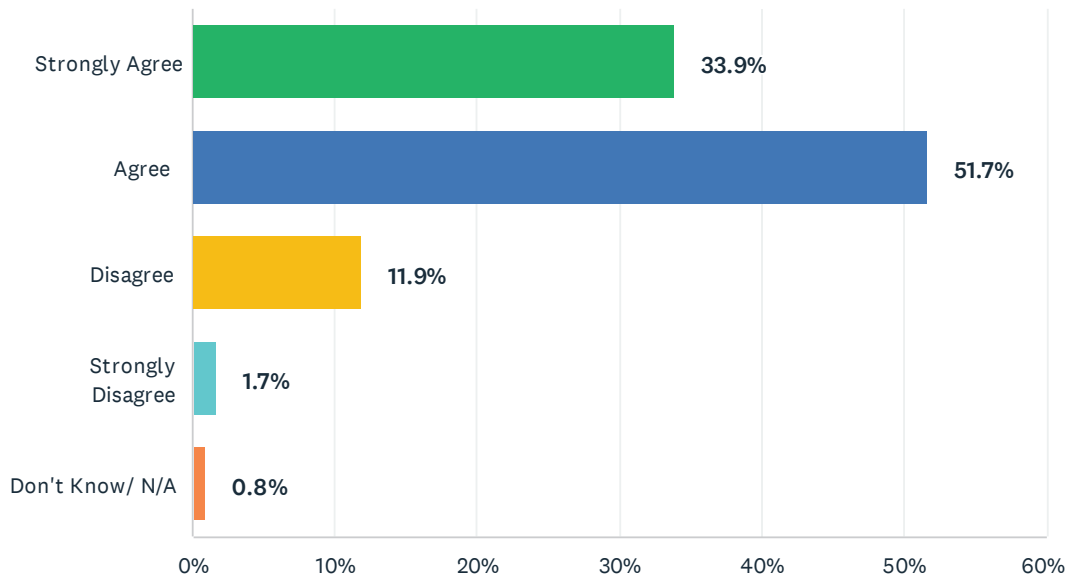
Answered: 118 Skipped: 45



ANSWER CHOICES	RESPONSES	
Strongly Agree	43.2%	51
Agree	37.3%	44
Disagree	0.8%	1
Strongly Disagree	0.0%	0
Don't Know/ N/A	18.6%	22
TOTAL		118

## Q62 I feel my child's class sizes are appropriate.

Answered: 118 Skipped: 45

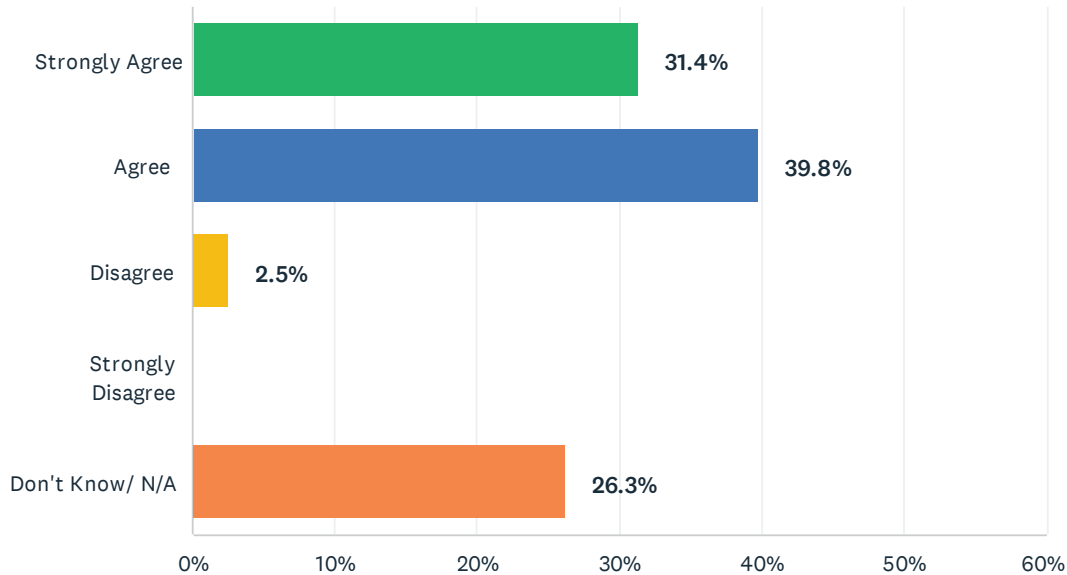


ANSWER CHOICES	RESPONSES	
Strongly Agree	33.9%	40
Agree	51.7%	61
Disagree	11.9%	14
Strongly Disagree	1.7%	2
Don't Know/ N/A	0.8%	1
TOTAL		118



## Q63 My child's school counselors are available to help my child with issues that arise at school.

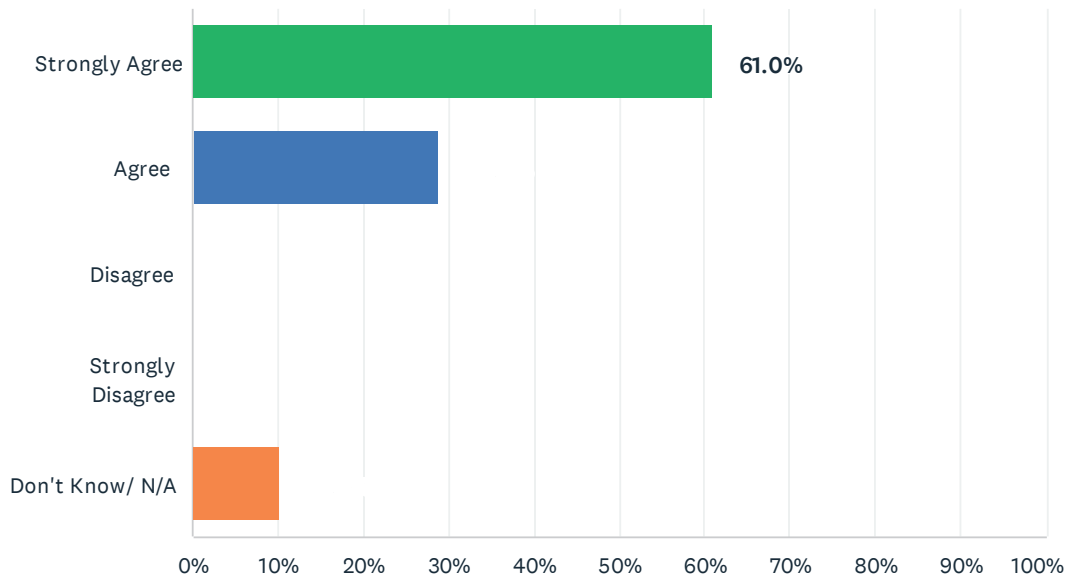
Answered: 118 Skipped: 45



ANSWER CHOICES	RESPONSES	
Strongly Agree	31.4%	37
Agree	39.8%	47
Disagree	2.5%	3
Strongly Disagree	0.0%	0
Don't Know/ N/A	26.3%	31
TOTAL		118

## Q64 The school nurse attends to student health issues at school.

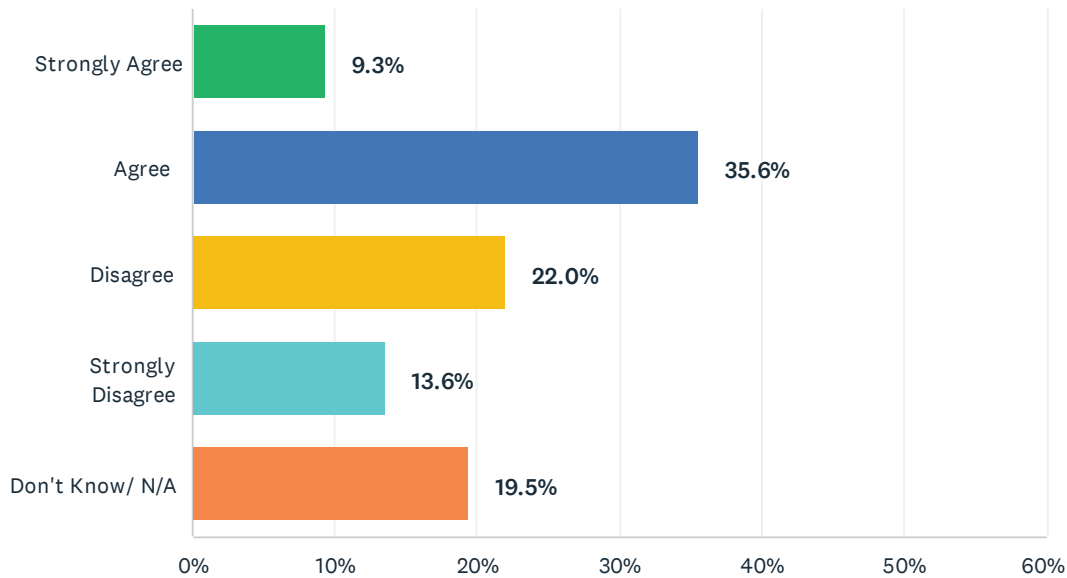
Answered: 118 Skipped: 45



ANSWER CHOICES	RESPONSES	
Strongly Agree	61.0%	72
Agree	28.8%	34
Disagree	0.0%	0
Strongly Disagree	0.0%	0
Don't Know/ N/A	10.2%	12
TOTAL		118

## Q65 Healthy food is served in the cafeteria.

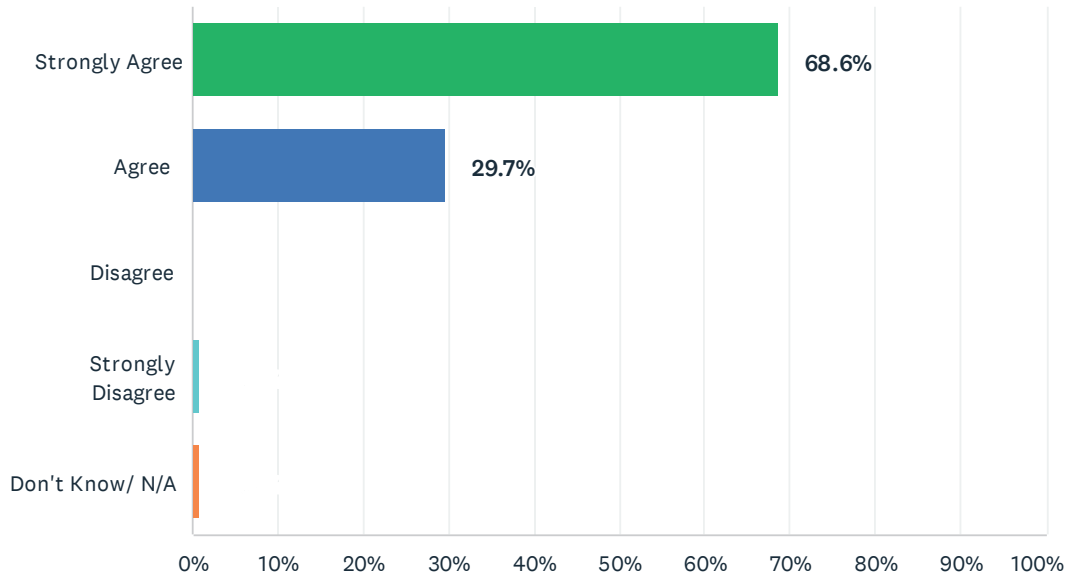
Answered: 118 Skipped: 45



ANSWER CHOICES	RESPONSES	
Strongly Agree	9.3%	11
Agree	35.6%	42
Disagree	22.0%	26
Strongly Disagree	13.6%	16
Don't Know/ N/A	19.5%	23
TOTAL		118

## Q66 My child's school is clean and well-maintained (air conditioning and heat work, adequate lighting, grounds kept in order, etc.).

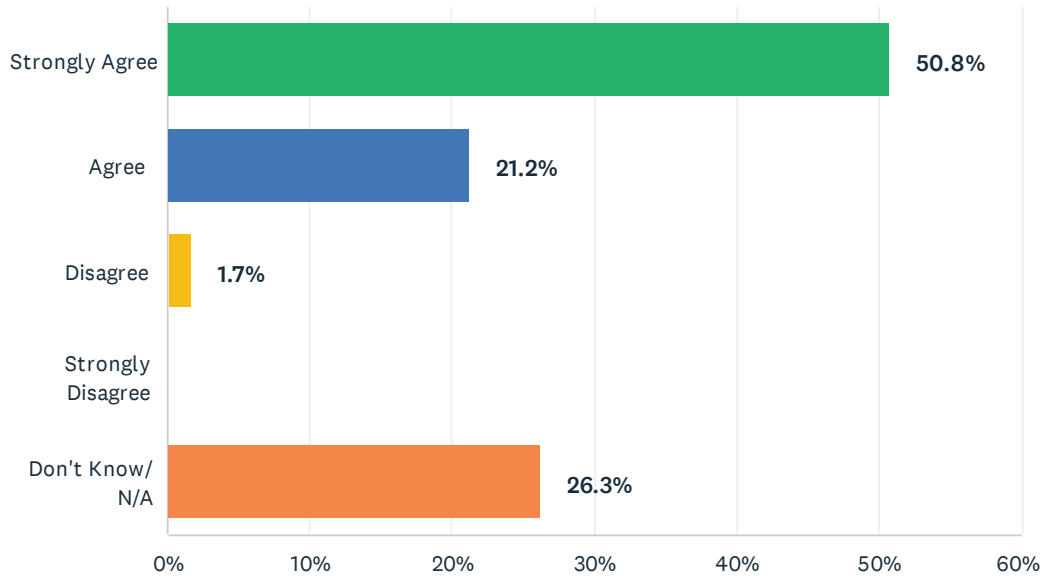
Answered: 118 Skipped: 45



ANSWER CHOICES	RESPONSES	
Strongly Agree	68.6%	81
Agree	29.7%	35
Disagree	0.0%	0
Strongly Disagree	0.8%	1
Don't Know/ N/A	0.8%	1
TOTAL		118

## Q67 My child's school bus is on time most days.

Answered: 118 Skipped: 45



ANSWER CHOICES	RESPONSES	
Strongly Agree	50.8%	60
Agree	21.2%	25
Disagree	1.7%	2
Strongly Disagree	0.0%	0
Don't Know/ N/A	26.3%	31
TOTAL		118

## Q68 I feel my child is safe because of the security team at WHS.

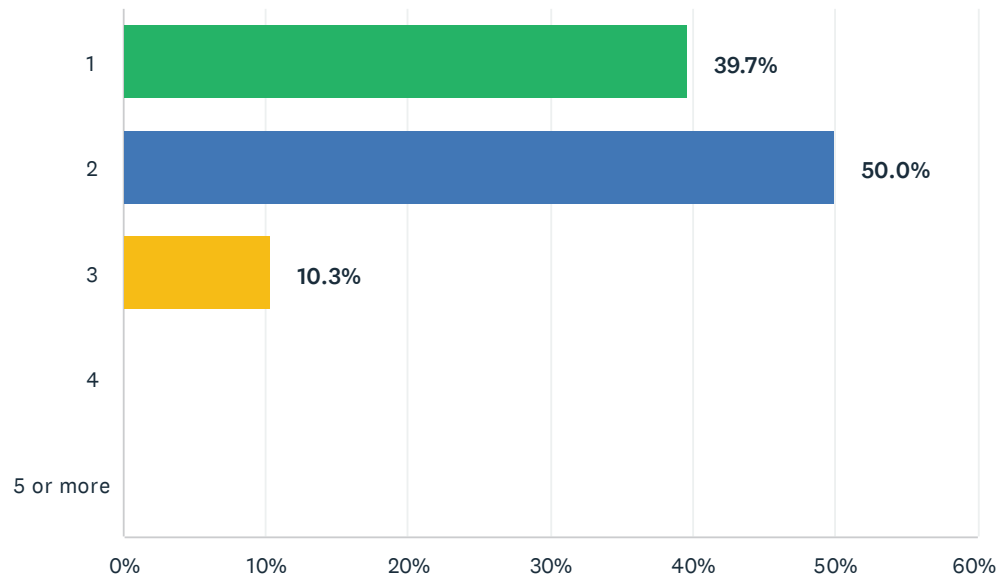
Answered: 0   Skipped: 163

 No matching responses.

ANSWER CHOICES	RESPONSES	
Strongly Agree	0.0%	0
Agree	0.0%	0
Disagree	0.0%	0
Strongly Disagree	0.0%	0
Don't Know/ N/A	0.0%	0
TOTAL		0

## Q69 How many children do you have attending a district school?

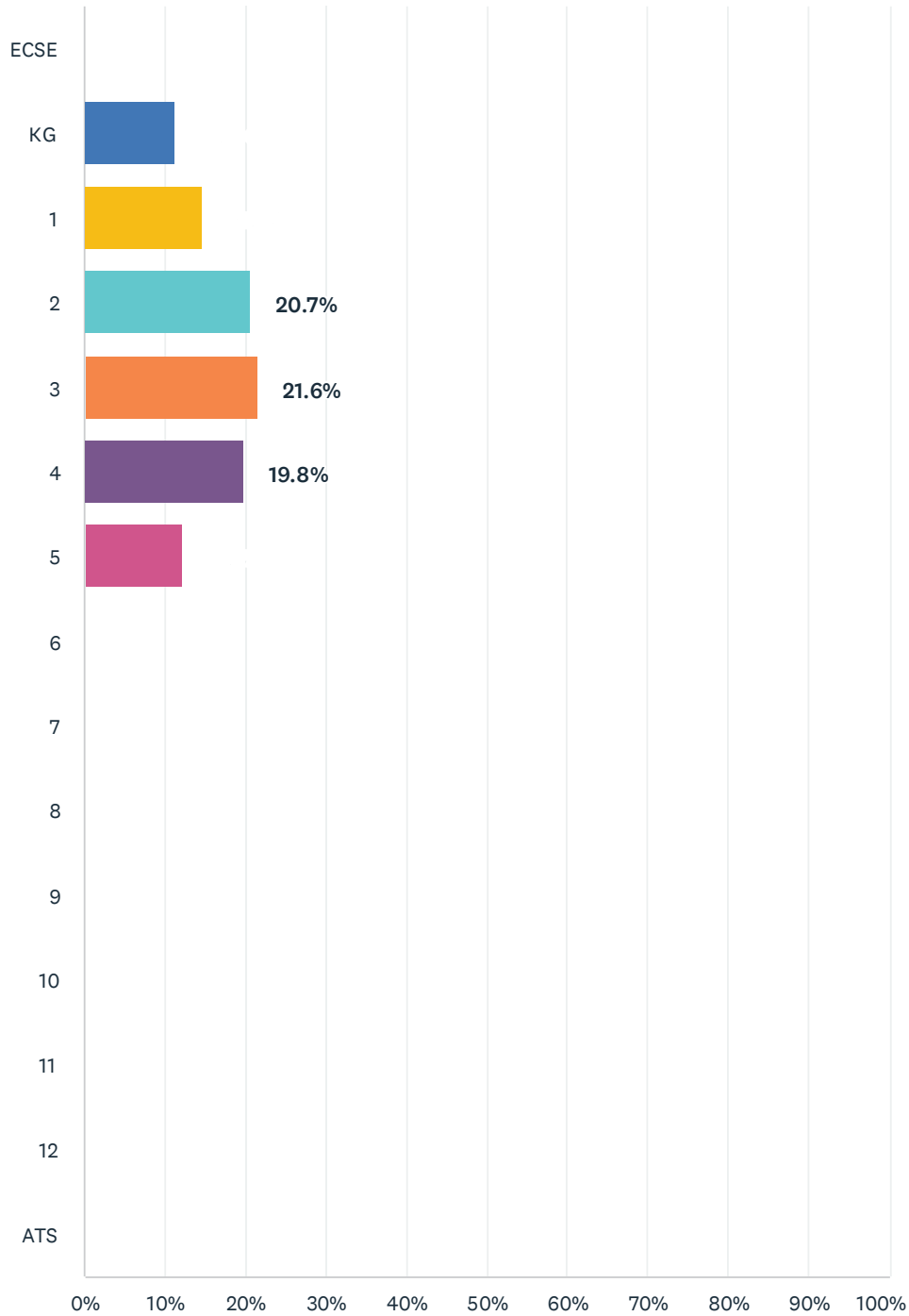
Answered: 116 Skipped: 47



ANSWER CHOICES	RESPONSES	
1	39.7%	46
2	50.0%	58
3	10.3%	12
4	0.0%	0
5 or more	0.0%	0
TOTAL		116

## Q70 Please indicate the grade level of the child for whom you are responding.

Answered: 116 Skipped: 47



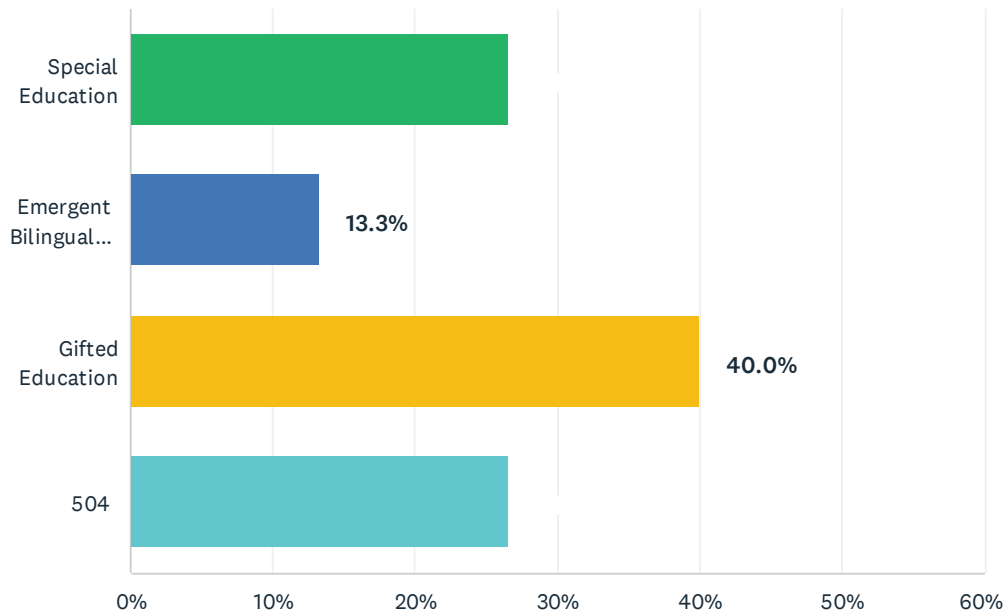


# Parent Climate Survey 2022

ANSWER CHOICES	RESPONSES	
ECSE	0.0%	0
KG	11.2%	13
1	14.7%	17
2	20.7%	24
3	21.6%	25
4	19.8%	23
5	12.1%	14
6	0.0%	0
7	0.0%	0
8	0.0%	0
9	0.0%	0
10	0.0%	0
11	0.0%	0
12	0.0%	0
ATS	0.0%	0
TOTAL		116

## Q71 Does your child receive any of the following services at this school?

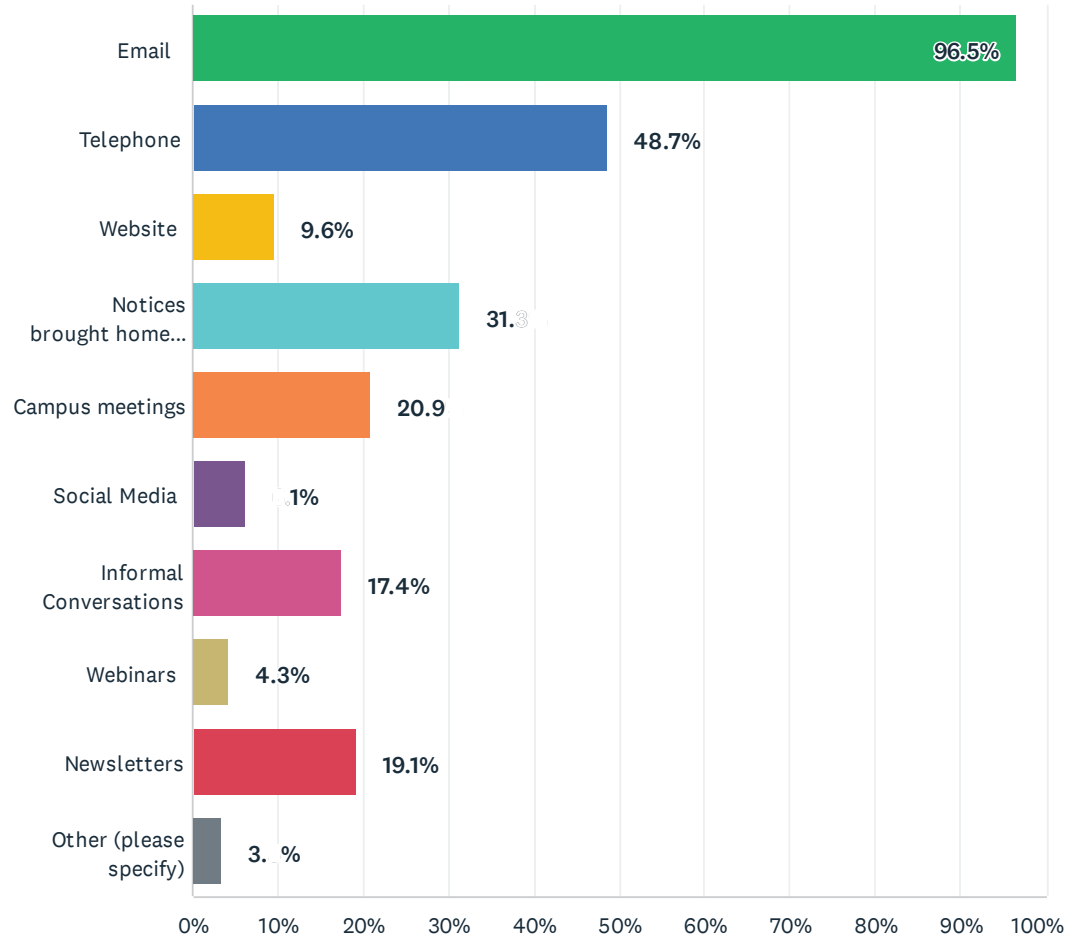
Answered: 30 Skipped: 133



ANSWER CHOICES	RESPONSES	
Special Education	26.7%	8
Emergent Bilingual (Formerly ELL)	13.3%	4
Gifted Education	40.0%	12
504	26.7%	8
Total Respondents: 30		

## Q72 What are the best ways for the school to communicate with you about your child's education?

Answered: 115 Skipped: 48

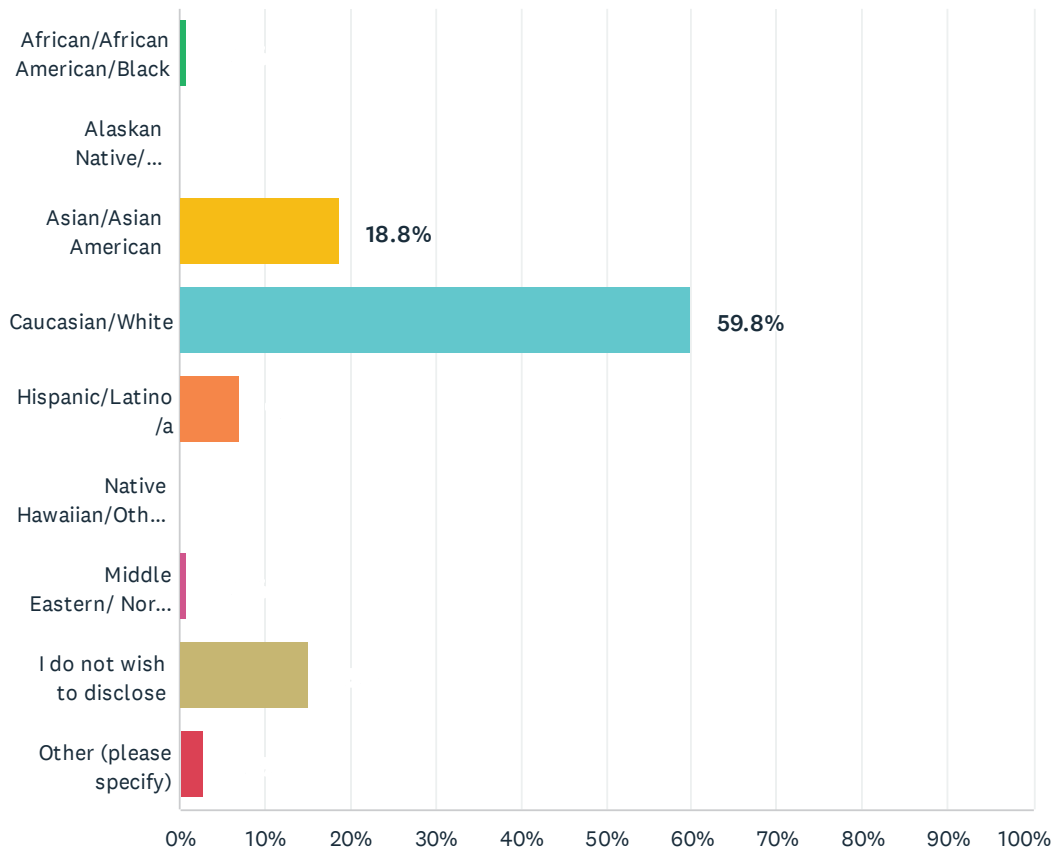


# Parent Climate Survey 2022

ANSWER CHOICES	RESPONSES	
Email	96.5%	111
Telephone	48.7%	56
Website	9.6%	11
Notices brought home by student	31.3%	36
Campus meetings	20.9%	24
Social Media	6.1%	7
Informal Conversations	17.4%	20
Webinars	4.3%	5
Newsletters	19.1%	22
Other (please specify)	3.5%	4
Total Respondents: 115		

## Q73 What is your race/ethnicity? (Check all that apply.)

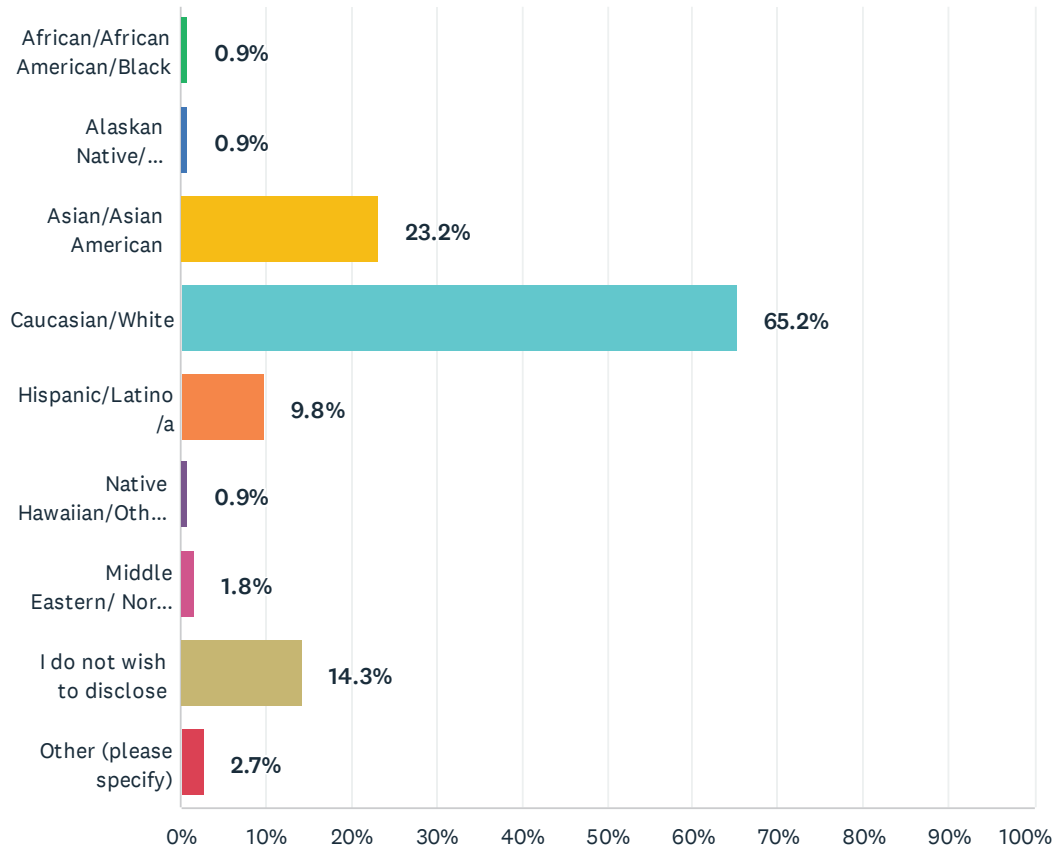
Answered: 112 Skipped: 51



ANSWER CHOICES	RESPONSES	
African/African American/Black	0.9%	1
Alaskan Native/ Indigenous/ Native American	0.0%	0
Asian/Asian American	18.8%	21
Caucasian/White	59.8%	67
Hispanic/Latino/a	7.1%	8
Native Hawaiian/Other Pacific Islander	0.0%	0
Middle Eastern/ North African	0.9%	1
I do not wish to disclose	15.2%	17
Other (please specify)	2.7%	3
Total Respondents: 112		

## Q74 What racial/ ethnic groups are represented in your immediate family? (Check all that apply.)

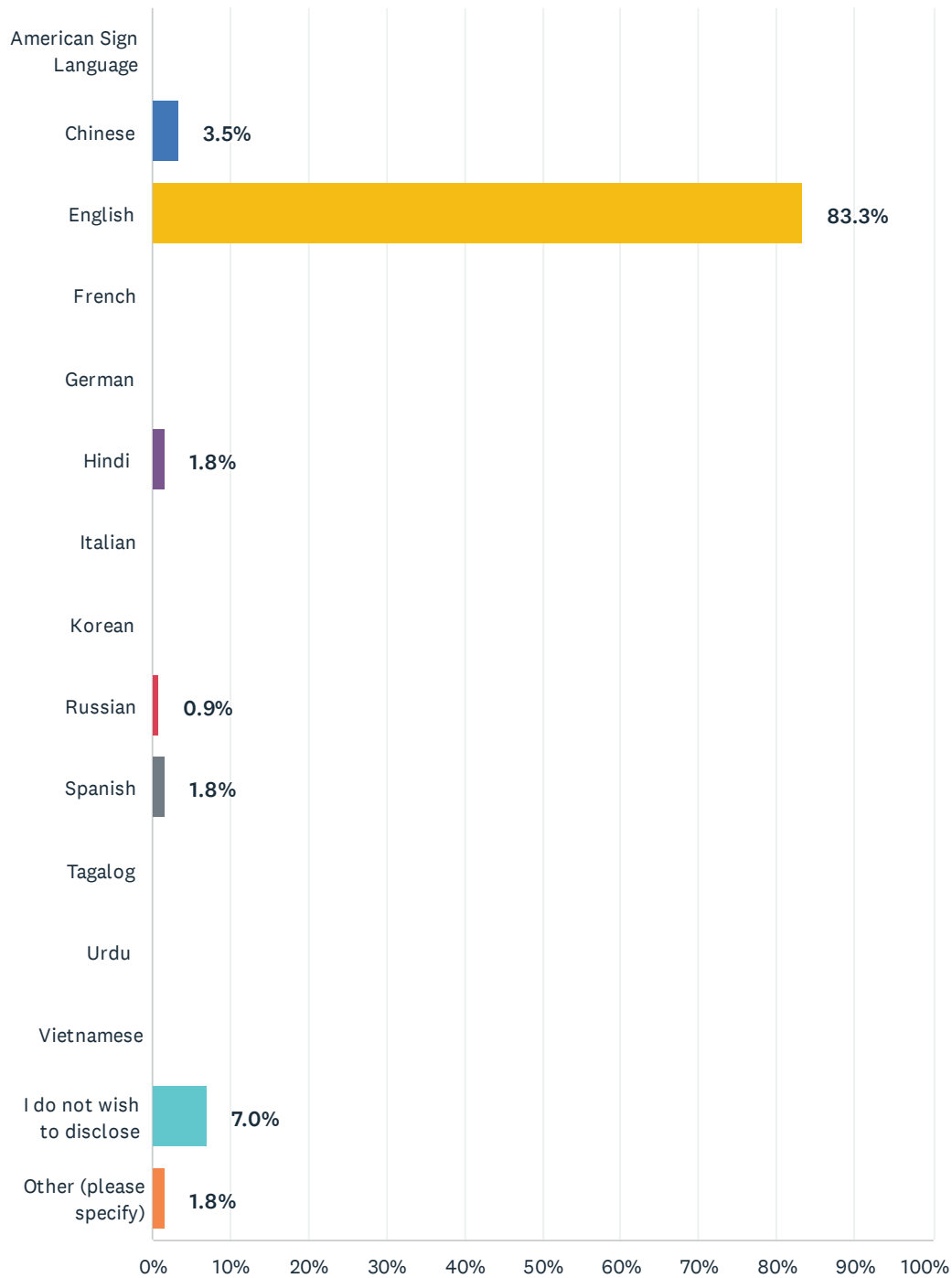
Answered: 112   Skipped: 51



ANSWER CHOICES	RESPONSES	
African/African American/Black	0.9%	1
Alaskan Native/ Indigenous/ Native American	0.9%	1
Asian/Asian American	23.2%	26
Caucasian/White	65.2%	73
Hispanic/Latino/a	9.8%	11
Native Hawaiian/Other Pacific Islander	0.9%	1
Middle Eastern/ North African	1.8%	2
I do not wish to disclose	14.3%	16
Other (please specify)	2.7%	3
Total Respondents: 112		

## Q75 What is the primary language spoken in your home?

Answered: 114 Skipped: 49



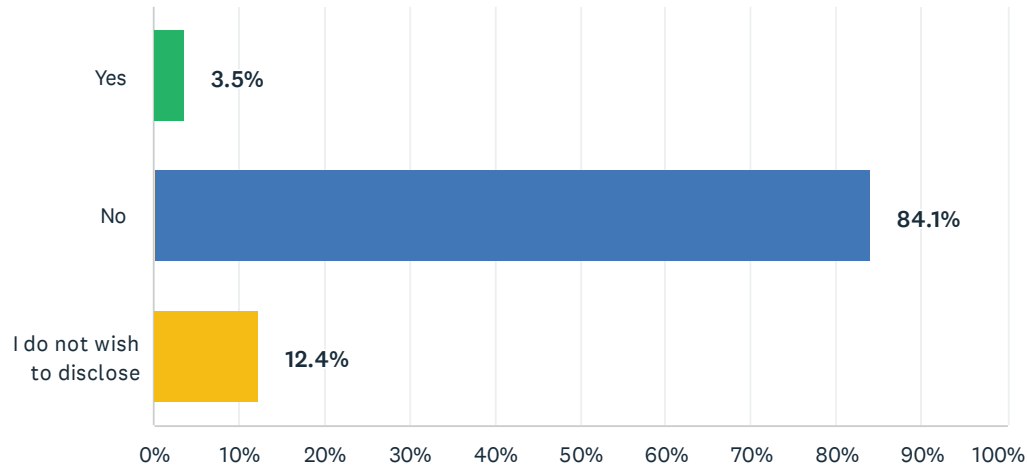
# Parent Climate Survey 2022

ANSWER CHOICES	RESPONSES	
American Sign Language	0.0%	0
Chinese	3.5%	4
English	83.3%	95
French	0.0%	0
German	0.0%	0
Hindi	1.8%	2
Italian	0.0%	0
Korean	0.0%	0
Russian	0.9%	1
Spanish	1.8%	2
Tagalog	0.0%	0
Urdu	0.0%	0
Vietnamese	0.0%	0
I do not wish to disclose	7.0%	8
Other (please specify)	1.8%	2
TOTAL		114



## Q76 Do you or a member of your immediate family identify as a member of the LGBTQ community?

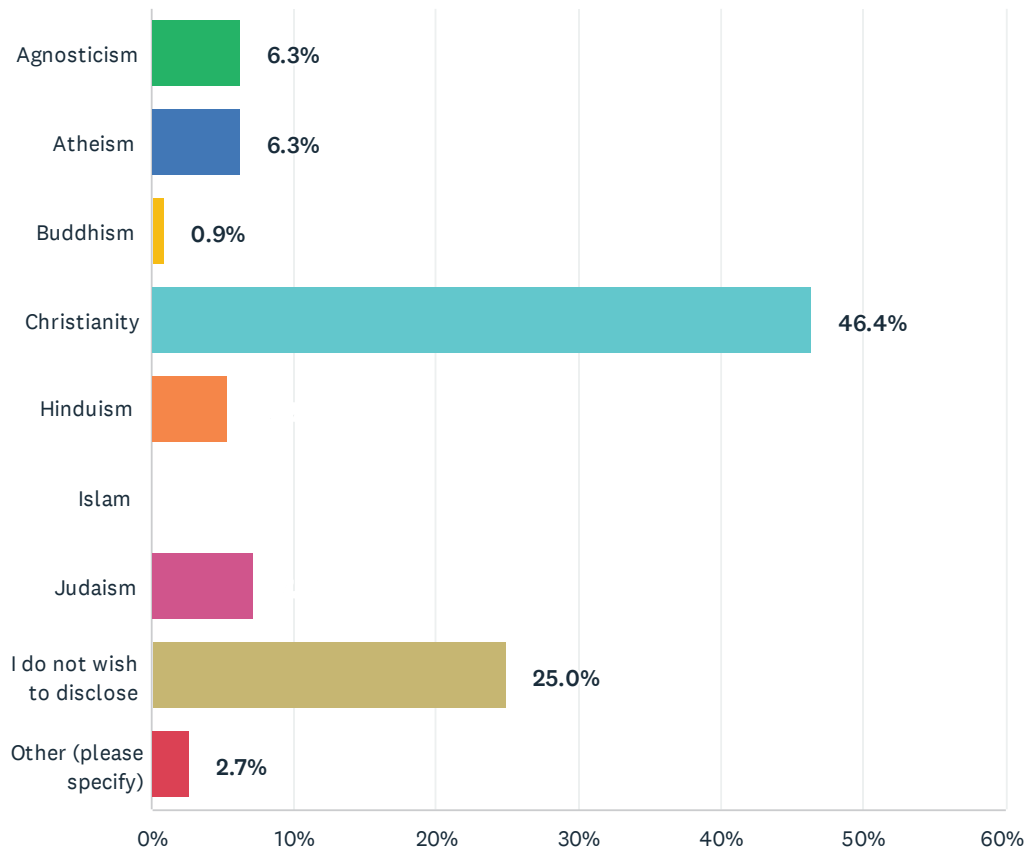
Answered: 113 Skipped: 50



ANSWER CHOICES	RESPONSES	
Yes	3.5%	4
No	84.1%	95
I do not wish to disclose	12.4%	14
TOTAL		113

## Q77 What is your religious affiliation?

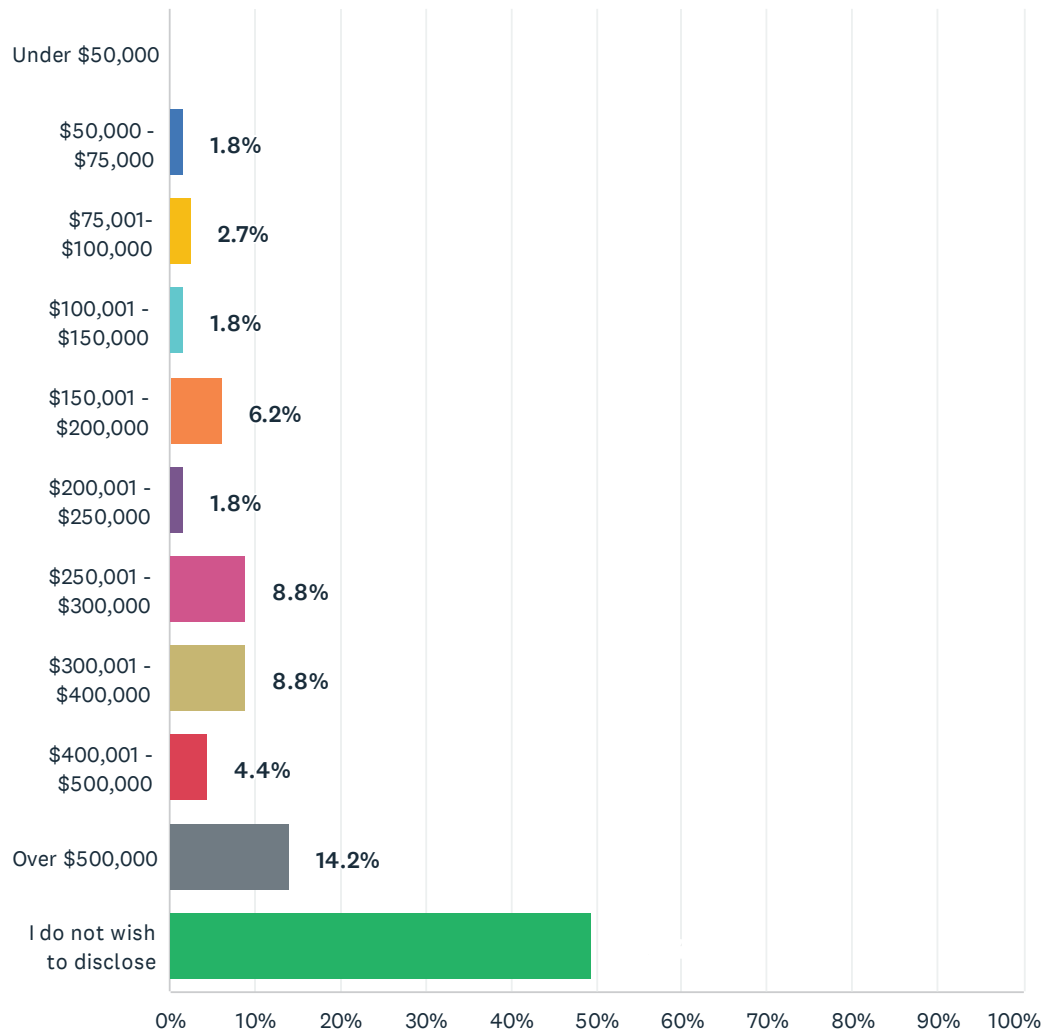
Answered: 112 Skipped: 51



ANSWER CHOICES	RESPONSES	
Agnosticism	6.3%	7
Atheism	6.3%	7
Buddhism	0.9%	1
Christianity	46.4%	52
Hinduism	5.4%	6
Islam	0.0%	0
Judaism	7.1%	8
I do not wish to disclose	25.0%	28
Other (please specify)	2.7%	3
<b>TOTAL</b>		<b>112</b>

## Q78 What is your total gross/pretax household income?

Answered: 113 Skipped: 50



# Parent Climate Survey 2022

ANSWER CHOICES	RESPONSES	
Under \$50,000	0.0%	0
\$50,000 - \$75,000	1.8%	2
\$75,001- \$100,000	2.7%	3
\$100,001 - \$150,000	1.8%	2
\$150,001 - \$200,000	6.2%	7
\$200,001 - \$250,000	1.8%	2
\$250,001 - \$300,000	8.8%	10
\$300,001 - \$400,000	8.8%	10
\$400,001 - \$500,000	4.4%	5
Over \$500,000	14.2%	16
I do not wish to disclose	49.6%	56
TOTAL		113