



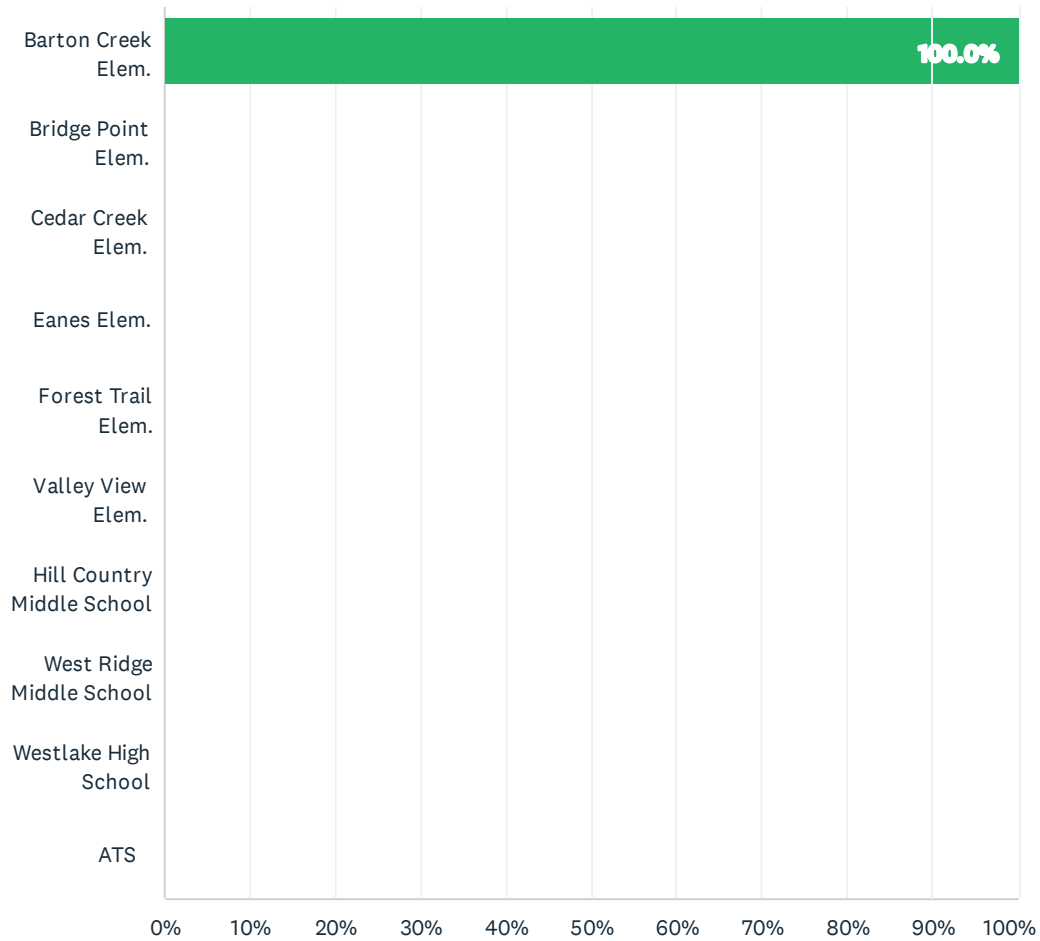
**BARTON CREEK**  
ELEMENTARY SCHOOL

# Parent Climate Survey November 2022

**172** Total Responses

## Q1 What school does your child attend?

Answered: 172 Skipped: 0

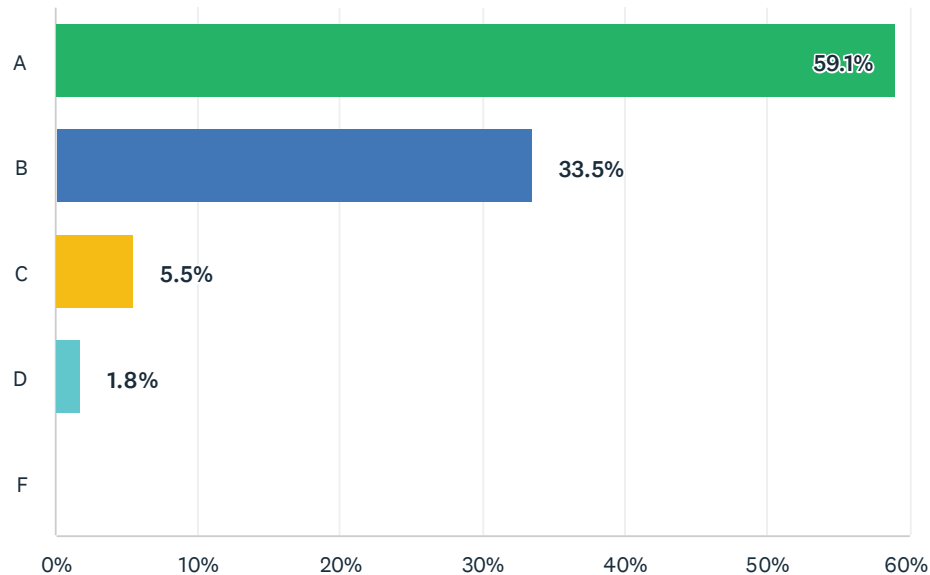


# Parent Climate Survey 2022

ANSWER CHOICES	RESPONSES	
Barton Creek Elem.	100.0%	172
Bridge Point Elem.	0.0%	0
Cedar Creek Elem.	0.0%	0
Eanes Elem.	0.0%	0
Forest Trail Elem.	0.0%	0
Valley View Elem.	0.0%	0
Hill Country Middle School	0.0%	0
West Ridge Middle School	0.0%	0
Westlake High School	0.0%	0
ATS	0.0%	0
TOTAL		172

Q2 What grade would you give {{ Q1 }} for how well it is educating your child? Please tell us what rating you would give the quality of your child's school. On this scale, "A" represents outstanding, "C" is average and "F" is failing.

Answered: 164 Skipped: 8



ANSWER CHOICES	RESPONSES	
A	59.1%	97
B	33.5%	55
C	5.5%	9
D	1.8%	3
F	0.0%	0
TOTAL		164

### Q3 What are we doing well?

Answered: 42   Skipped: 130

Due to the personal and identifiable information the open-ended survey comments contain, we will not share them publicly. Instead, we are sharing the predetermined responses that provide quantifiable data that allows for easier analysis and comparison.

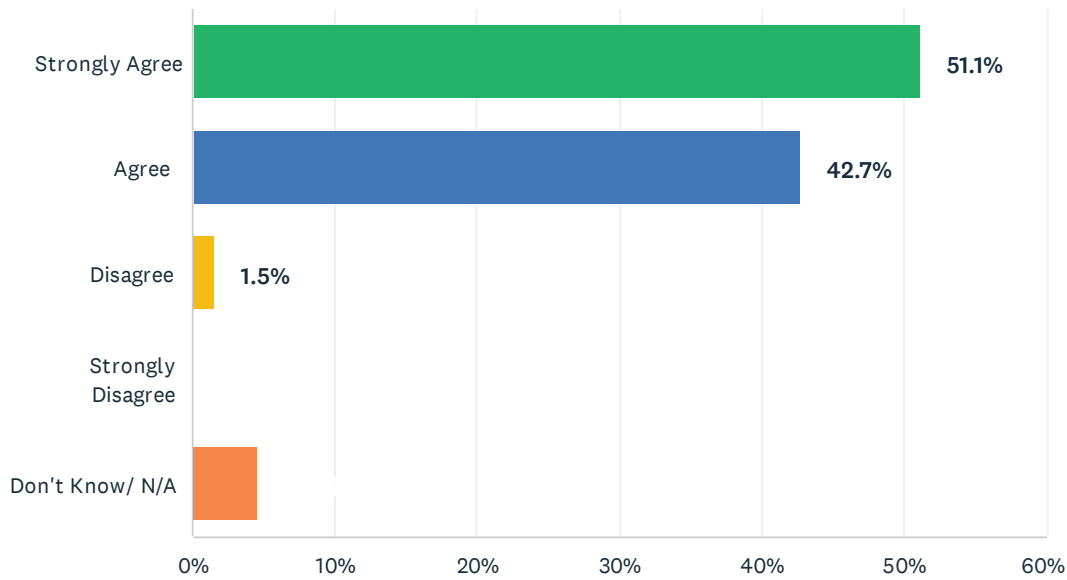
## Q4 What we can do to improve?

Answered: 43   Skipped: 129

Due to the personal and identifiable information the open-ended survey comments contain, we will not share them publicly. Instead, we are sharing the predetermined responses that provide quantifiable data that allows for easier analysis and comparison.

## Q5 My child is being prepared to do well in the next grade level.

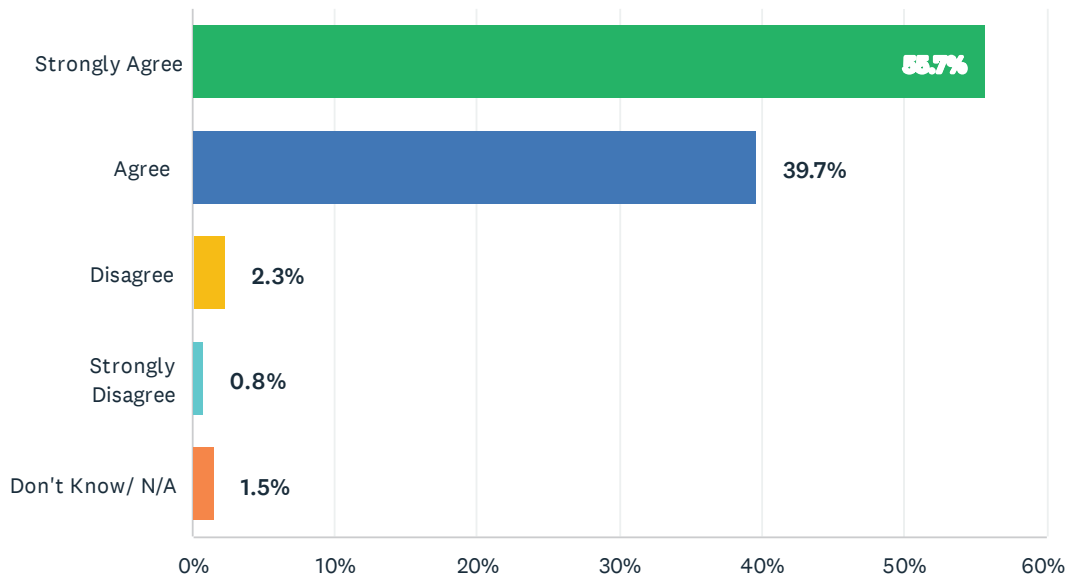
Answered: 131   Skipped: 41



ANSWER CHOICES	RESPONSES	
Strongly Agree	51.1%	67
Agree	42.7%	56
Disagree	1.5%	2
Strongly Disagree	0.0%	0
Don't Know/ N/A	4.6%	6
TOTAL		131

## Q6 My child is receiving effective instruction.

Answered: 131 Skipped: 41

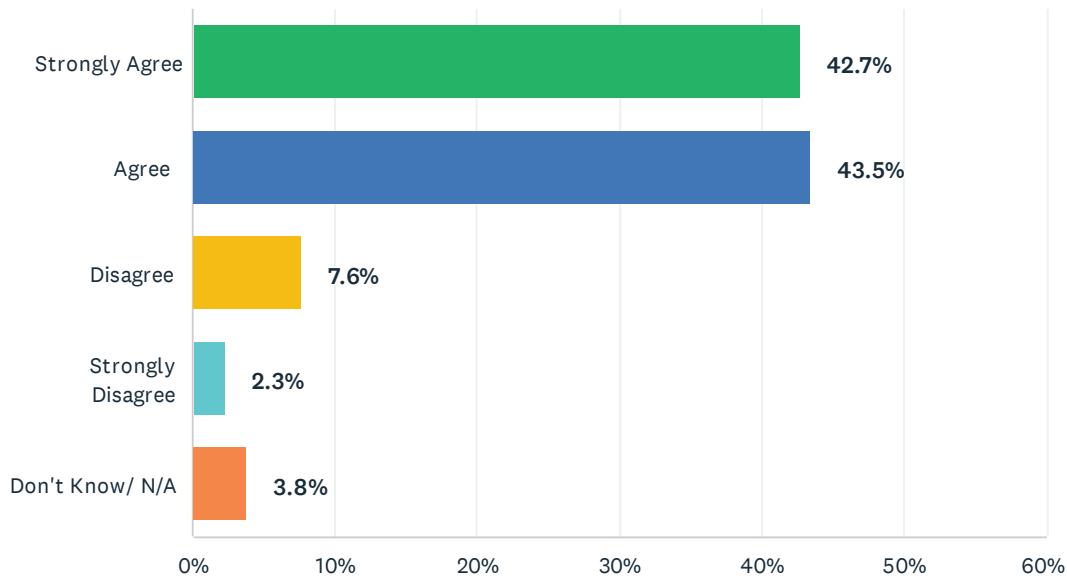


ANSWER CHOICES	RESPONSES	
Strongly Agree	55.7%	73
Agree	39.7%	52
Disagree	2.3%	3
Strongly Disagree	0.8%	1
Don't Know/ N/A	1.5%	2
TOTAL		131



## Q7 Teachers set high expectations for my child's learning.

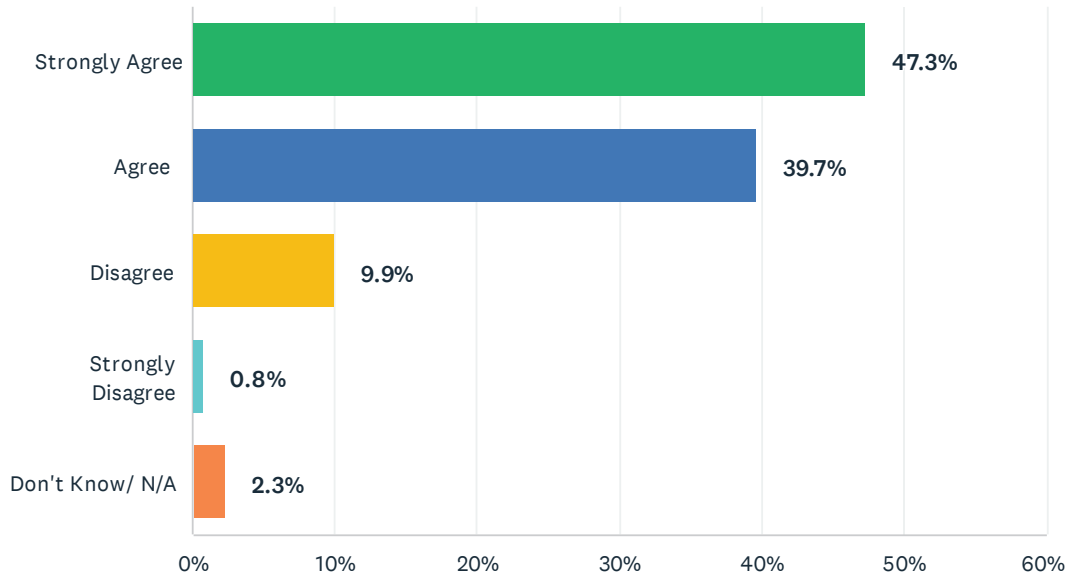
Answered: 131   Skipped: 41



ANSWER CHOICES	RESPONSES	
Strongly Agree	42.7%	56
Agree	43.5%	57
Disagree	7.6%	10
Strongly Disagree	2.3%	3
Don't Know/ N/A	3.8%	5
TOTAL		131

## Q8 Teachers give me useful information about how to help my child do well in school.

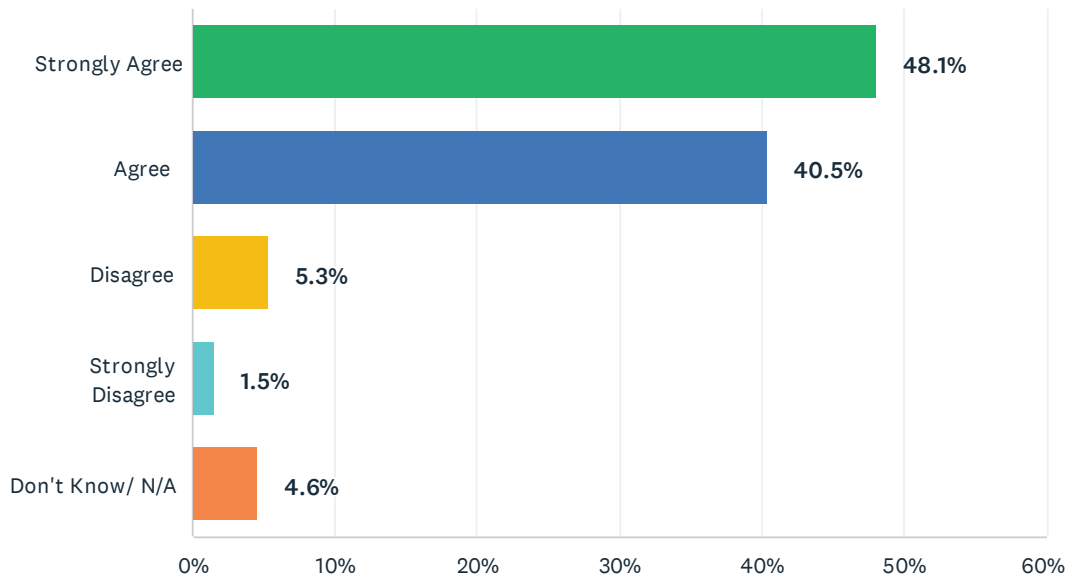
Answered: 131 Skipped: 41



ANSWER CHOICES	RESPONSES	
Strongly Agree	47.3%	62
Agree	39.7%	52
Disagree	9.9%	13
Strongly Disagree	0.8%	1
Don't Know/ N/A	2.3%	3
TOTAL		131

## Q9 Classroom activities keep my child engaged in learning.

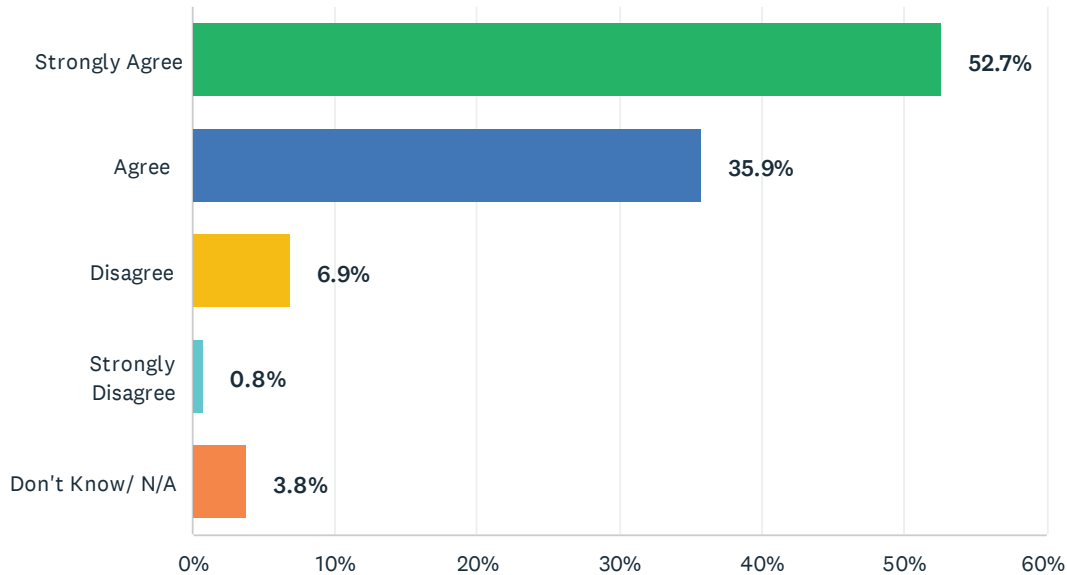
Answered: 131 Skipped: 41



ANSWER CHOICES	RESPONSES	
Strongly Agree	48.1%	63
Agree	40.5%	53
Disagree	5.3%	7
Strongly Disagree	1.5%	2
Don't Know/ N/A	4.6%	6
TOTAL		131

## Q10 My child has opportunities to participate in and appreciate a diverse curriculum that is representative of a wide range of experiences.

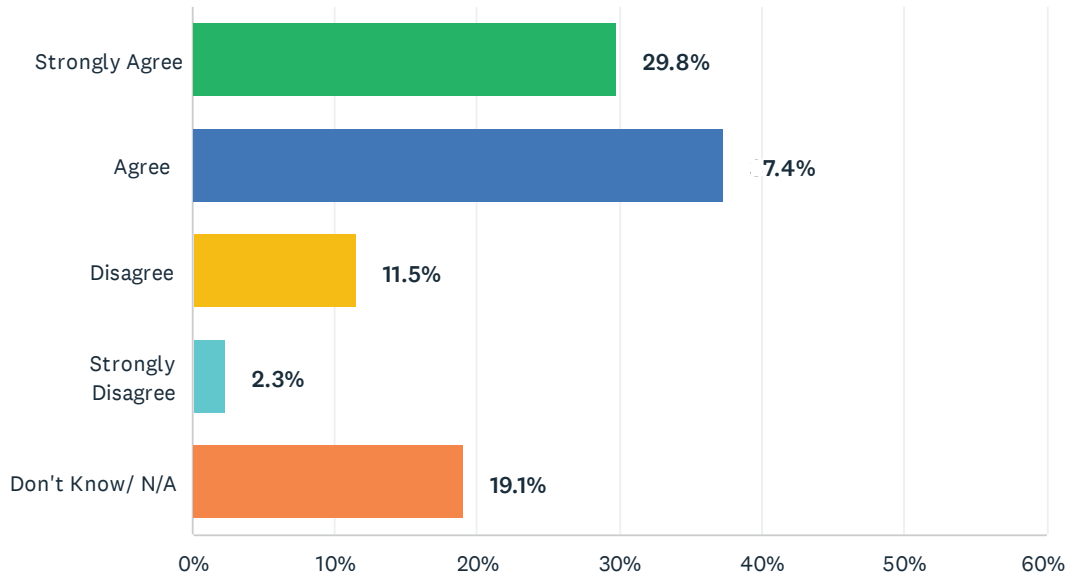
Answered: 131 Skipped: 41



ANSWER CHOICES	RESPONSES	
Strongly Agree	52.7%	69
Agree	35.9%	47
Disagree	6.9%	9
Strongly Disagree	0.8%	1
Don't Know/ N/A	3.8%	5
TOTAL		131

## Q11 The feedback teachers provide on tests and quizzes helps my child to learn.

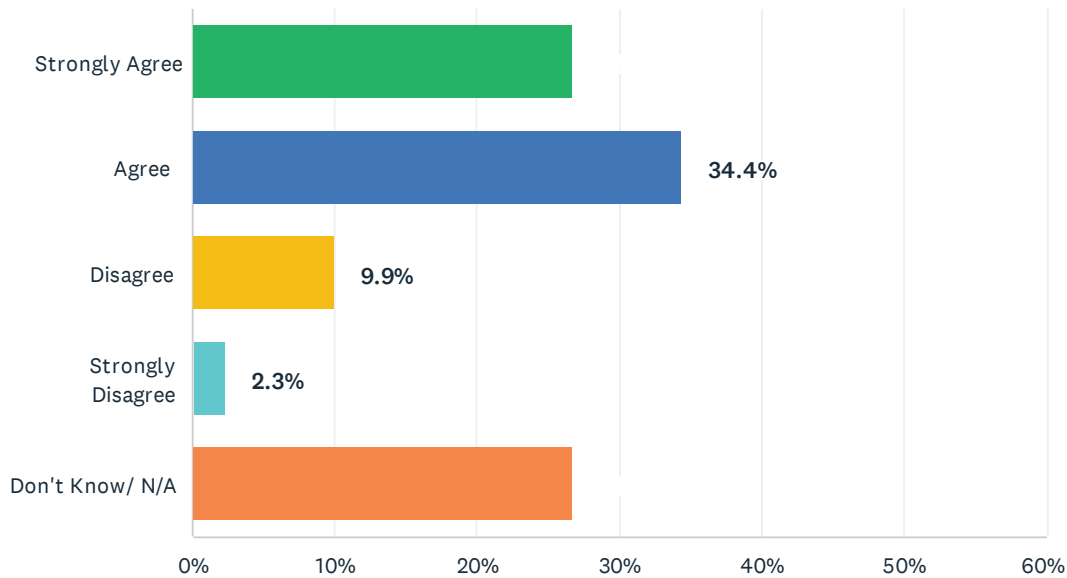
Answered: 131 Skipped: 41



ANSWER CHOICES	RESPONSES	
Strongly Agree	29.8%	39
Agree	37.4%	49
Disagree	11.5%	15
Strongly Disagree	2.3%	3
Don't Know/ N/A	19.1%	25
TOTAL		131

## Q12 The feedback teachers provide on homework helps my child to learn.

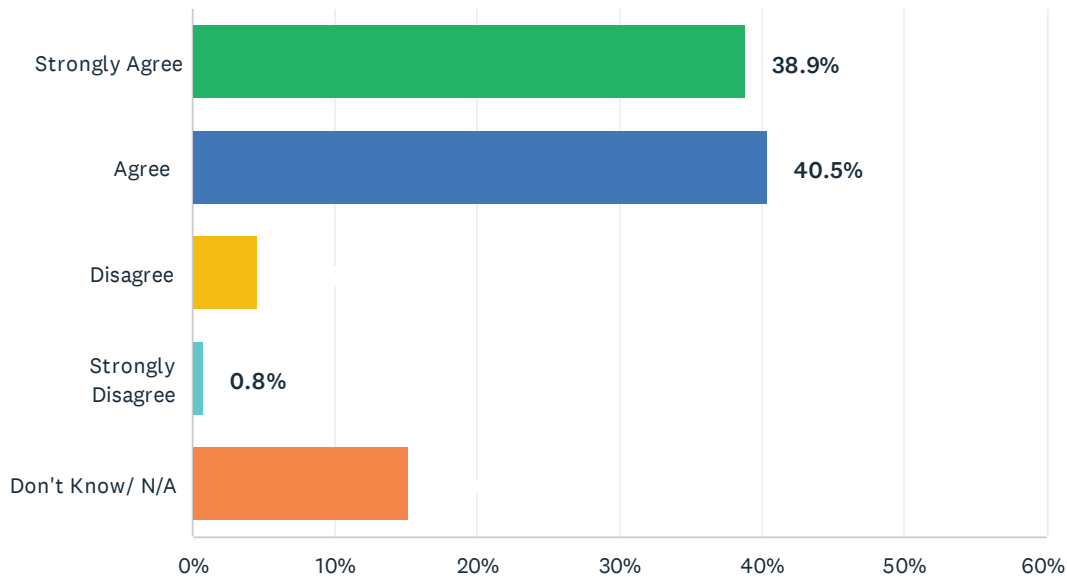
Answered: 131 Skipped: 41



ANSWER CHOICES	RESPONSES	
Strongly Agree	26.7%	35
Agree	34.4%	45
Disagree	9.9%	13
Strongly Disagree	2.3%	3
Don't Know/ N/A	26.7%	35
TOTAL		131

## Q13 I make sure my child does his or her homework every night.

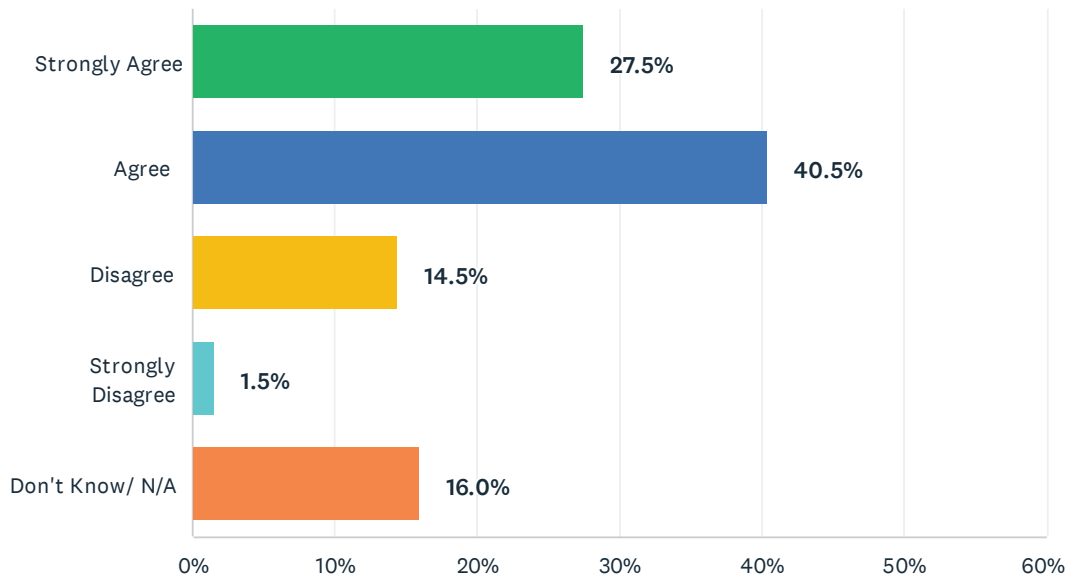
Answered: 131   Skipped: 41



ANSWER CHOICES	RESPONSES	
Strongly Agree	38.9%	51
Agree	40.5%	53
Disagree	4.6%	6
Strongly Disagree	0.8%	1
Don't Know/ N/A	15.3%	20
TOTAL		131

## Q14 The amount of homework my child receives is usually appropriate.

Answered: 131 Skipped: 41

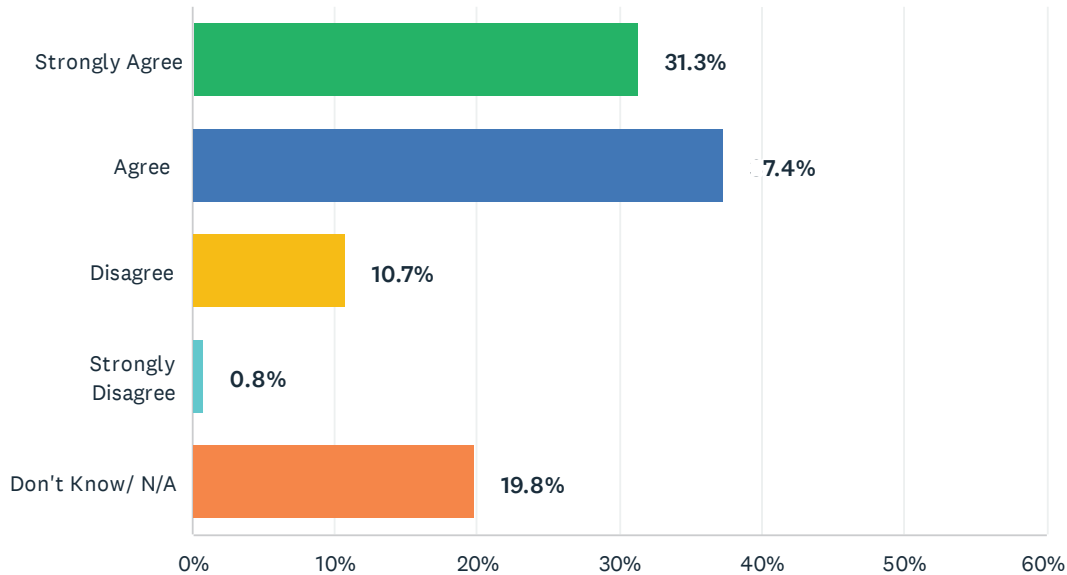


ANSWER CHOICES	RESPONSES	
Strongly Agree	27.5%	36
Agree	40.5%	53
Disagree	14.5%	19
Strongly Disagree	1.5%	2
Don't Know/ N/A	16.0%	21
TOTAL		131



## Q15 The homework my child receives usually helps provide appropriate practice and helps reinforce what he/she is learning.

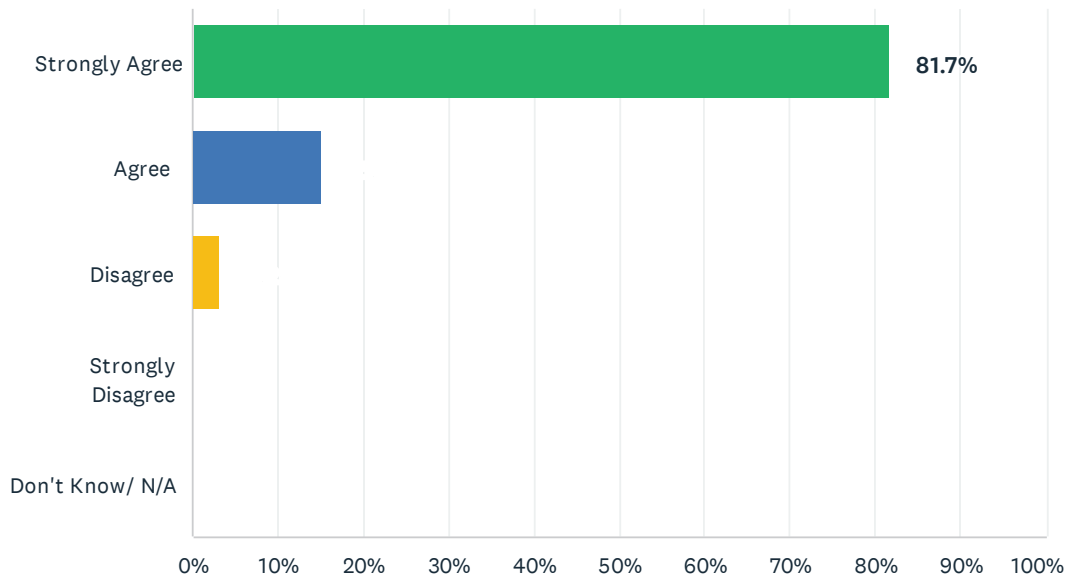
Answered: 131 Skipped: 41



ANSWER CHOICES	RESPONSES	
Strongly Agree	31.3%	41
Agree	37.4%	49
Disagree	10.7%	14
Strongly Disagree	0.8%	1
Don't Know/ N/A	19.8%	26
TOTAL		131

## Q16 My child likes his/her school.

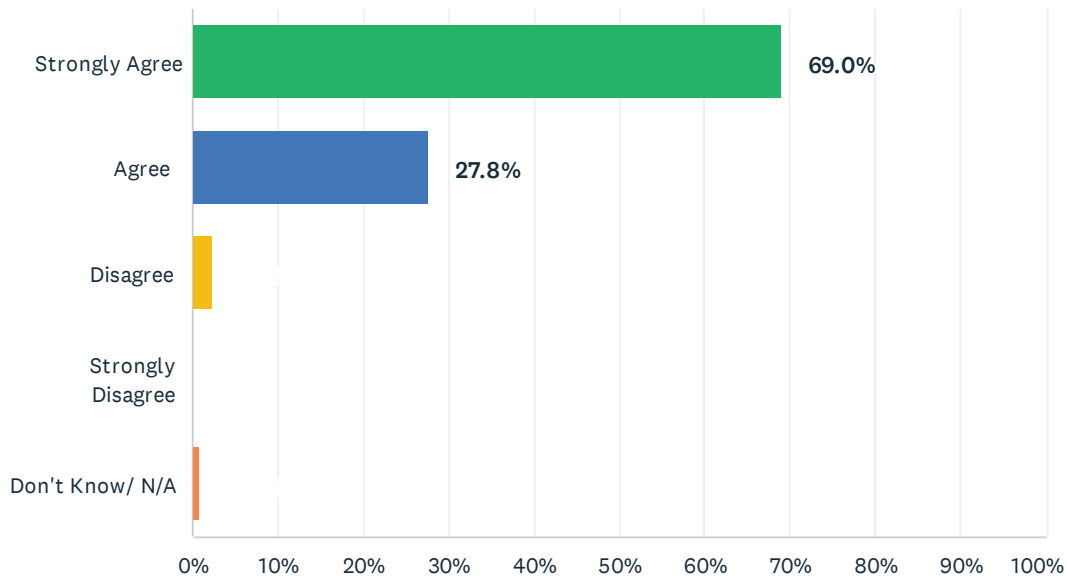
Answered: 126 Skipped: 46



ANSWER CHOICES	RESPONSES	
Strongly Agree	81.7%	103
Agree	15.1%	19
Disagree	3.2%	4
Strongly Disagree	0.0%	0
Don't Know/ N/A	0.0%	0
TOTAL		126

## Q17 My child's teachers know him/her as an individual.

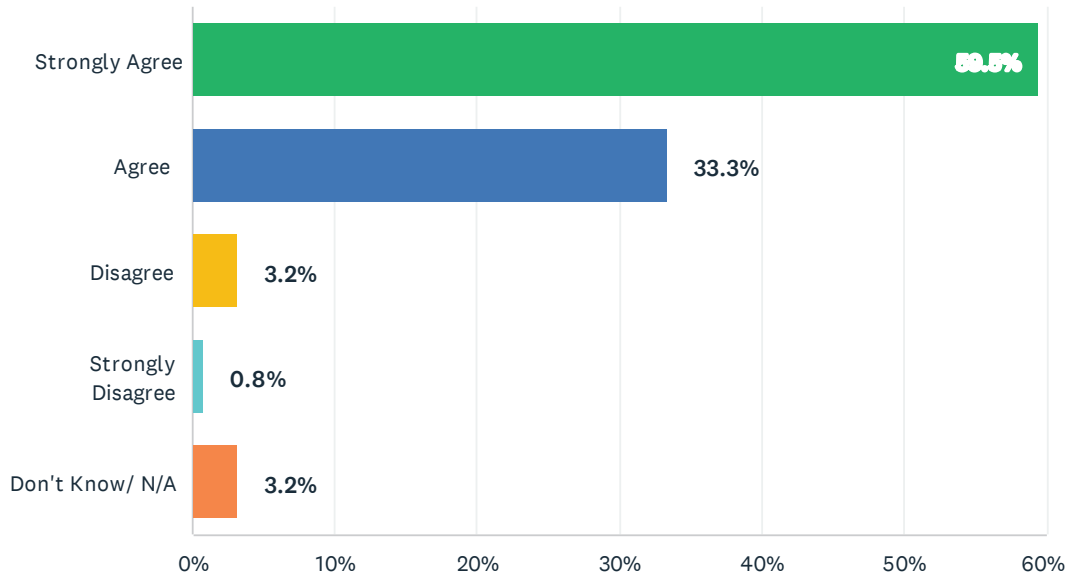
Answered: 126 Skipped: 46



ANSWER CHOICES	RESPONSES	
Strongly Agree	69.0%	87
Agree	27.8%	35
Disagree	2.4%	3
Strongly Disagree	0.0%	0
Don't Know/ N/A	0.8%	1
TOTAL		126

## Q18 My child takes an interest in the activities (student clubs, sports, field trips, etc.) offered at this school.

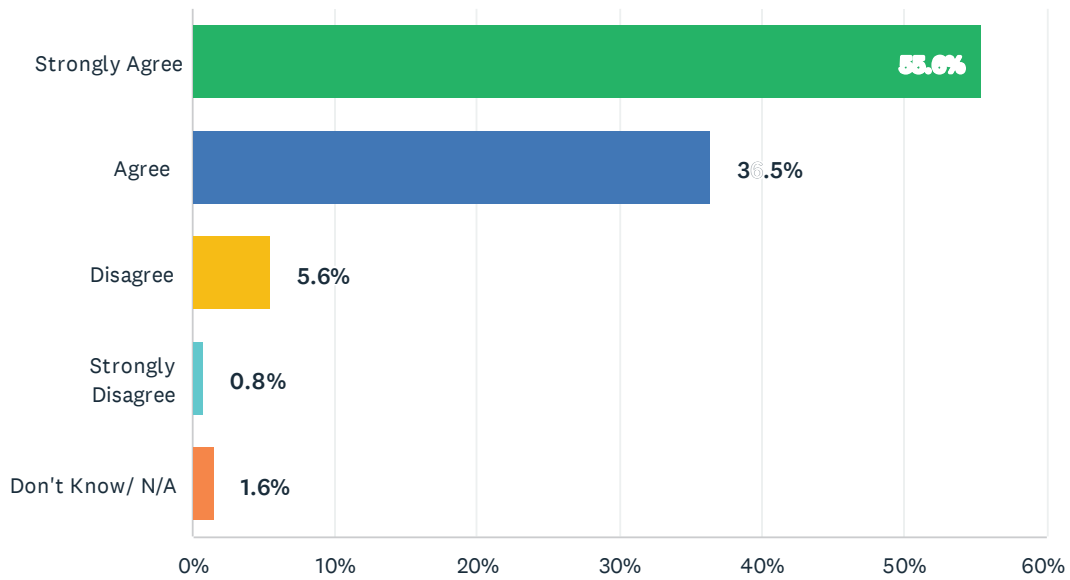
Answered: 126 Skipped: 46



ANSWER CHOICES	RESPONSES	
Strongly Agree	59.5%	75
Agree	33.3%	42
Disagree	3.2%	4
Strongly Disagree	0.8%	1
Don't Know/ N/A	3.2%	4
TOTAL		126

## Q19 My child is recognized for his/her efforts.

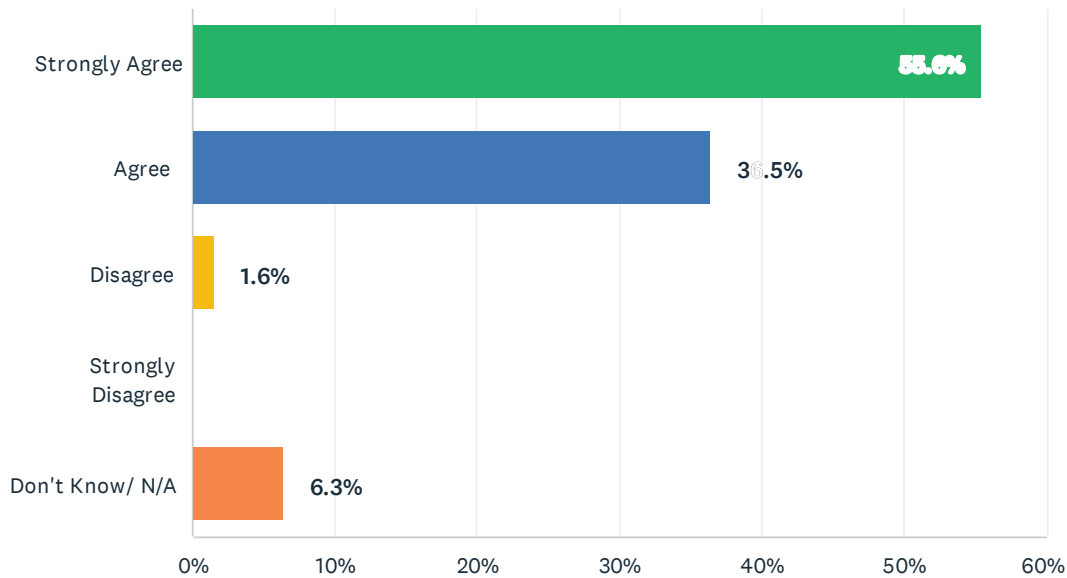
Answered: 126 Skipped: 46



ANSWER CHOICES	RESPONSES	
Strongly Agree	55.6%	70
Agree	36.5%	46
Disagree	5.6%	7
Strongly Disagree	0.8%	1
Don't Know/ N/A	1.6%	2
TOTAL		126

## Q20 My child is provided opportunities to collaborate with other students.

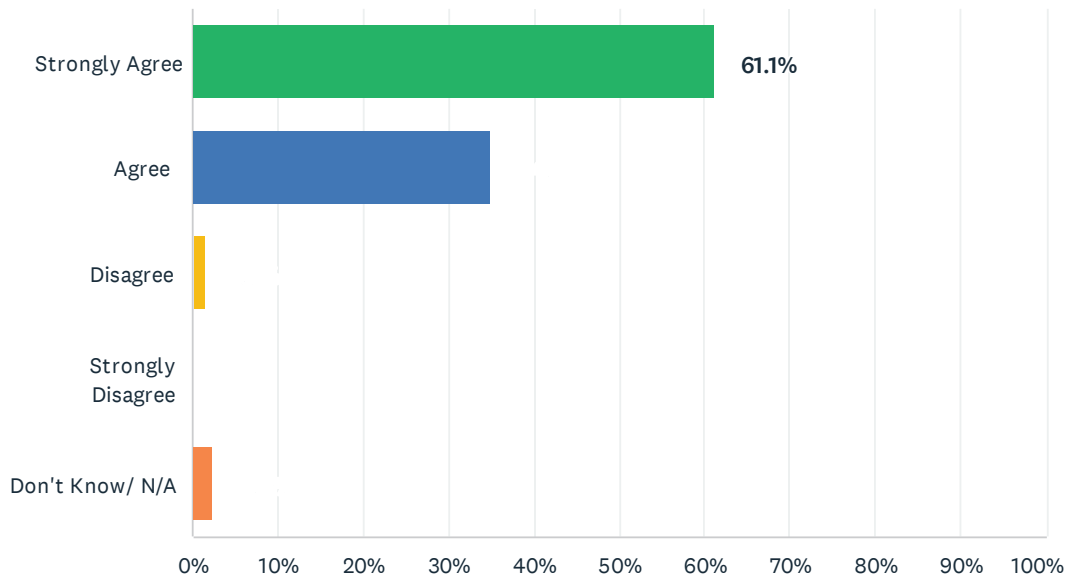
Answered: 126 Skipped: 46



ANSWER CHOICES	RESPONSES	
Strongly Agree	55.6%	70
Agree	36.5%	46
Disagree	1.6%	2
Strongly Disagree	0.0%	0
Don't Know/ N/A	6.3%	8
TOTAL		126

## Q21 My child is encouraged to do his/her best.

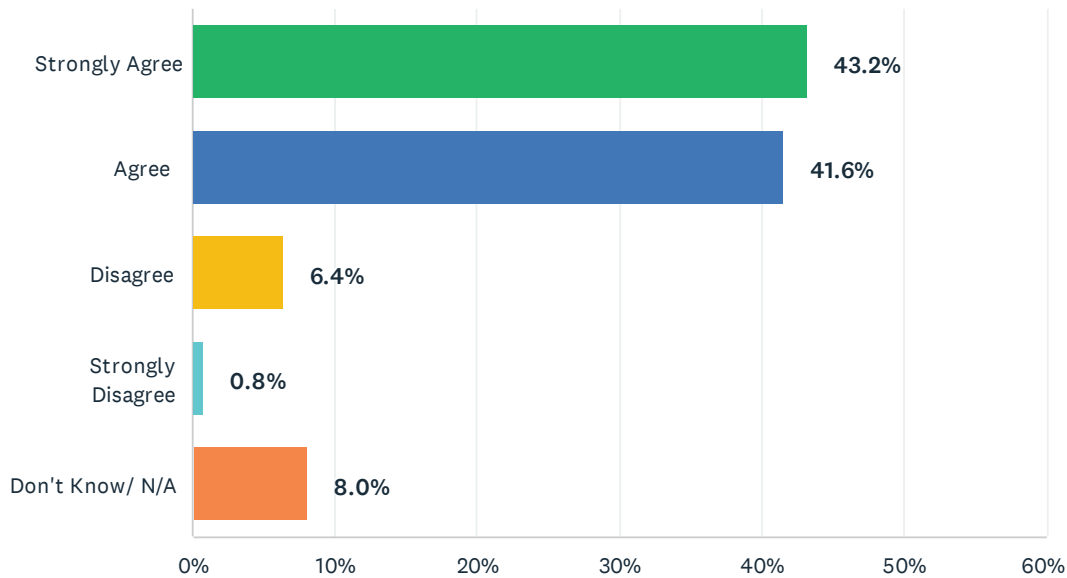
Answered: 126 Skipped: 46



ANSWER CHOICES	RESPONSES	
Strongly Agree	61.1%	77
Agree	34.9%	44
Disagree	1.6%	2
Strongly Disagree	0.0%	0
Don't Know/ N/A	2.4%	3
TOTAL		126

## Q22 My child is provided individual attention when needed.

Answered: 125   Skipped: 47

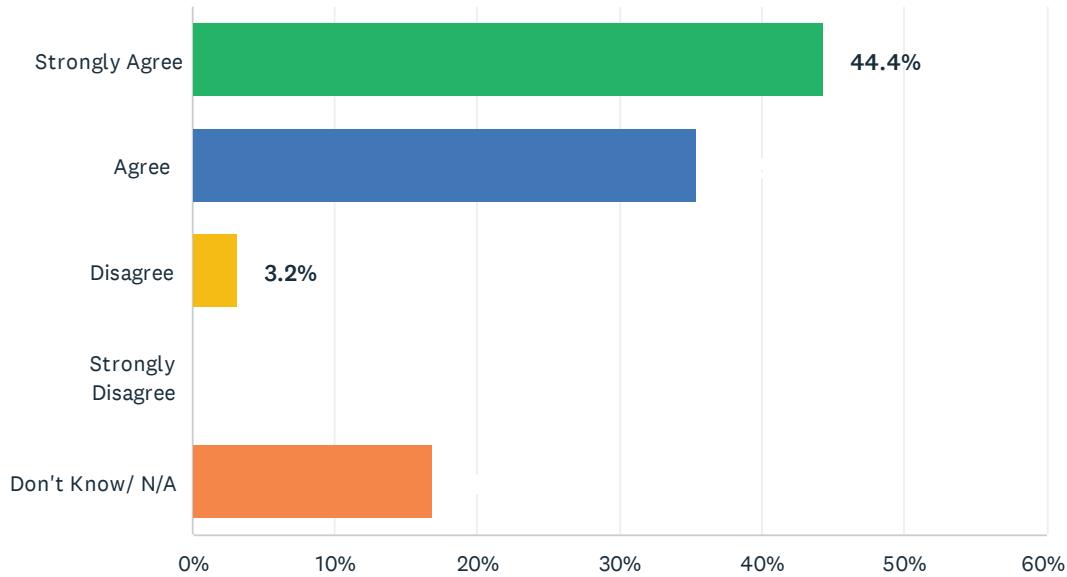


ANSWER CHOICES	RESPONSES	
Strongly Agree	43.2%	54
Agree	41.6%	52
Disagree	6.4%	8
Strongly Disagree	0.8%	1
Don't Know/ N/A	8.0%	10
TOTAL		125



## Q23 My child's teachers contact me when my child needs additional support.

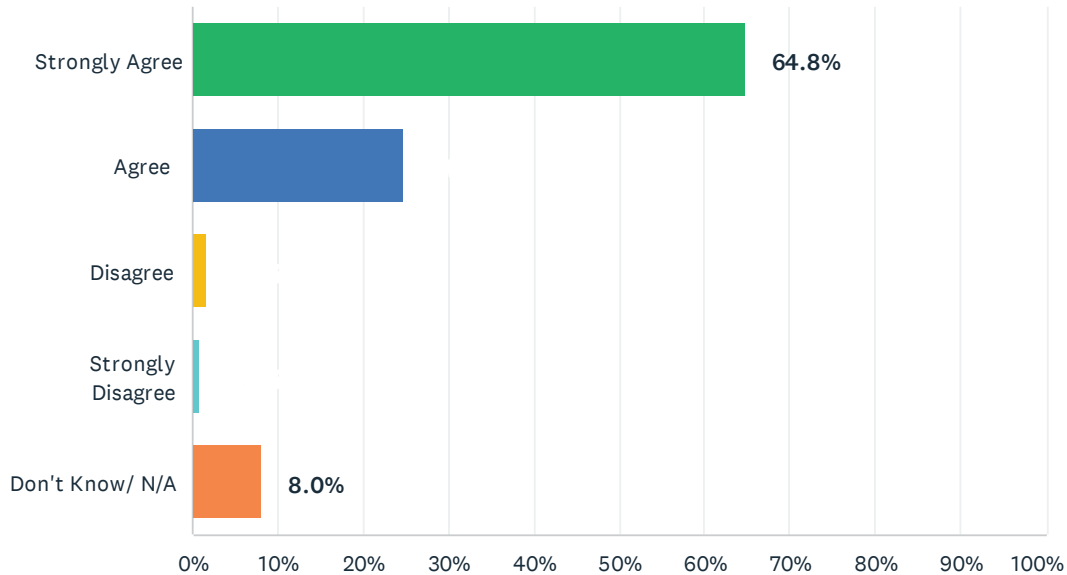
Answered: 124 Skipped: 48



ANSWER CHOICES	RESPONSES	
Strongly Agree	44.4%	55
Agree	35.5%	44
Disagree	3.2%	4
Strongly Disagree	0.0%	0
Don't Know/ N/A	16.9%	21
TOTAL		124

## Q24 My child is treated fairly regardless of his/her background or differences.

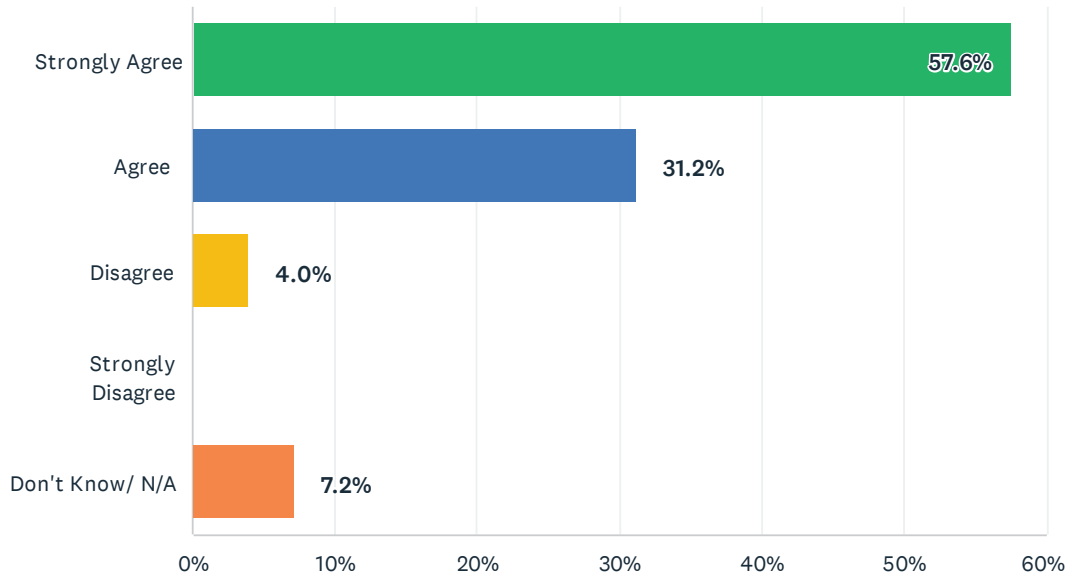
Answered: 125 Skipped: 47



ANSWER CHOICES	RESPONSES	
Strongly Agree	64.8%	81
Agree	24.8%	31
Disagree	1.6%	2
Strongly Disagree	0.8%	1
Don't Know/ N/A	8.0%	10
TOTAL		125

## Q25 Students at my child's school are treated fairly regardless of their backgrounds and differences.

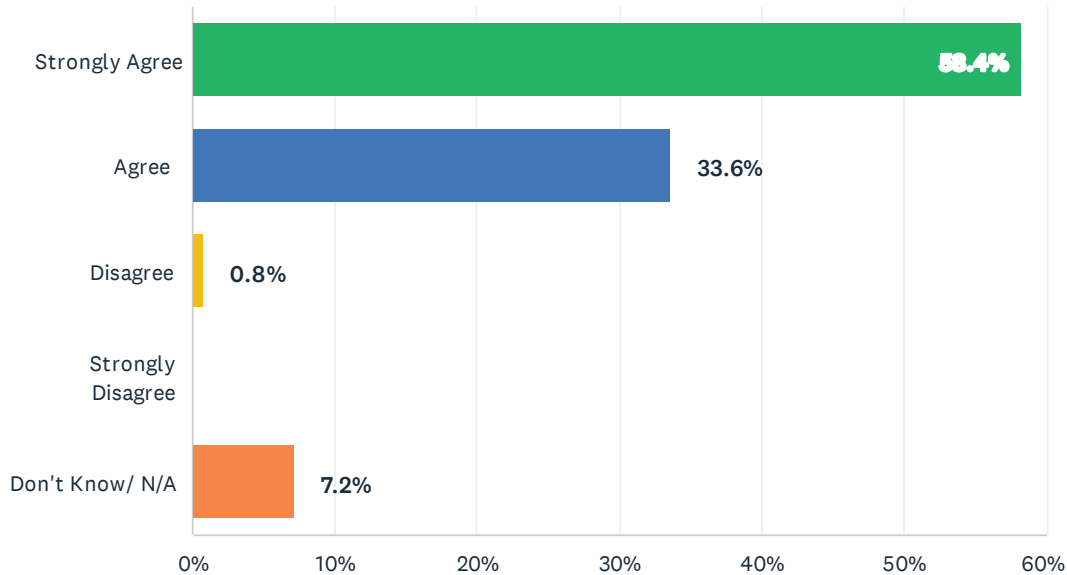
Answered: 125 Skipped: 47



ANSWER CHOICES	RESPONSES	
Strongly Agree	57.6%	72
Agree	31.2%	39
Disagree	4.0%	5
Strongly Disagree	0.0%	0
Don't Know/ N/A	7.2%	9
TOTAL		125

## Q26 There is a teacher, counselor or other staff member at school to whom my child can go for help with a school problem.

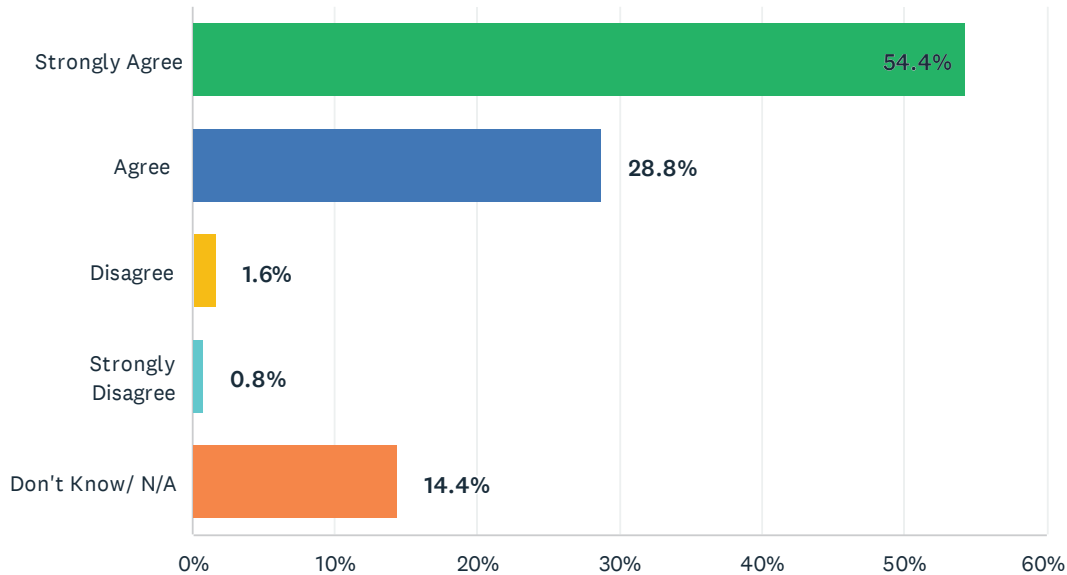
Answered: 125 Skipped: 47



ANSWER CHOICES	RESPONSES	
Strongly Agree	58.4%	73
Agree	33.6%	42
Disagree	0.8%	1
Strongly Disagree	0.0%	0
Don't Know/ N/A	7.2%	9
TOTAL		125

## Q27 There is a teacher, counselor or other staff member at school to whom my child can go to for help with a personal problem.

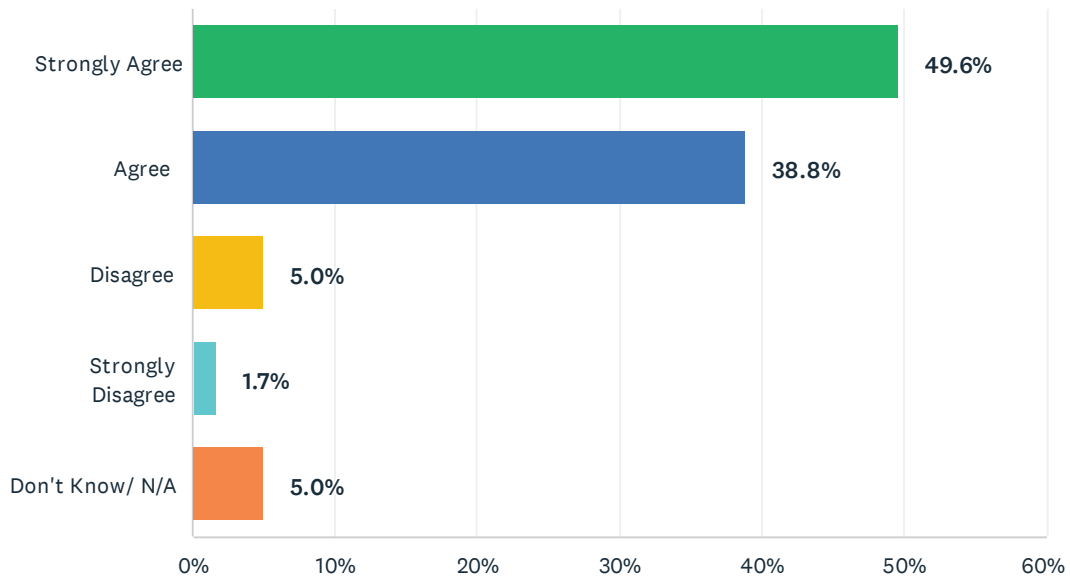
Answered: 125 Skipped: 47



ANSWER CHOICES	RESPONSES	
Strongly Agree	54.4%	68
Agree	28.8%	36
Disagree	1.6%	2
Strongly Disagree	0.8%	1
Don't Know/ N/A	14.4%	18
TOTAL		125

## Q28 The campus leadership is effective.

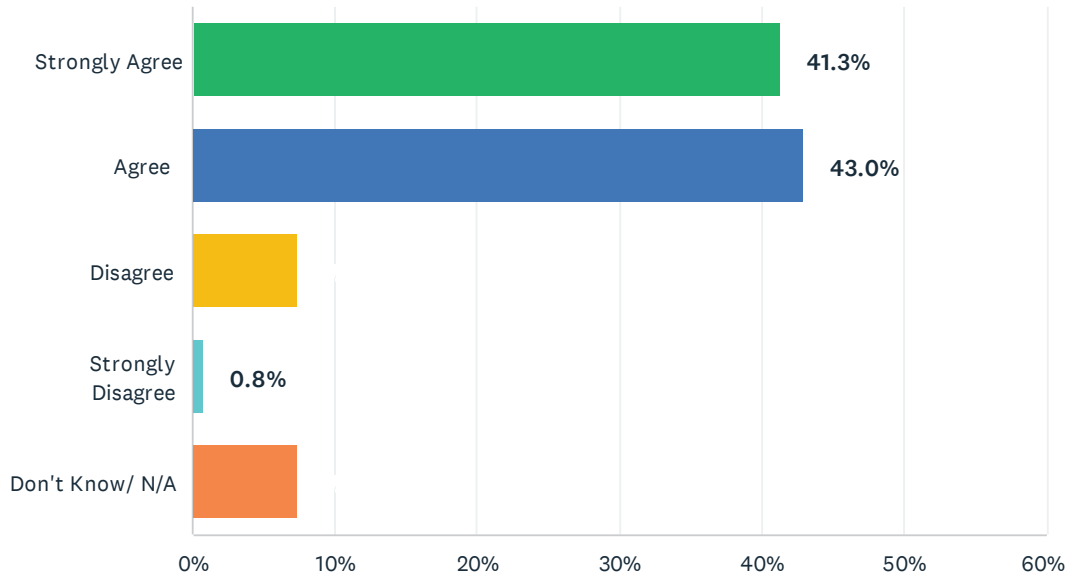
Answered: 121 Skipped: 51



ANSWER CHOICES	RESPONSES	
Strongly Agree	49.6%	60
Agree	38.8%	47
Disagree	5.0%	6
Strongly Disagree	1.7%	2
Don't Know/ N/A	5.0%	6
TOTAL		121

## Q29 The campus leadership makes decisions that are in the best interest of the students.

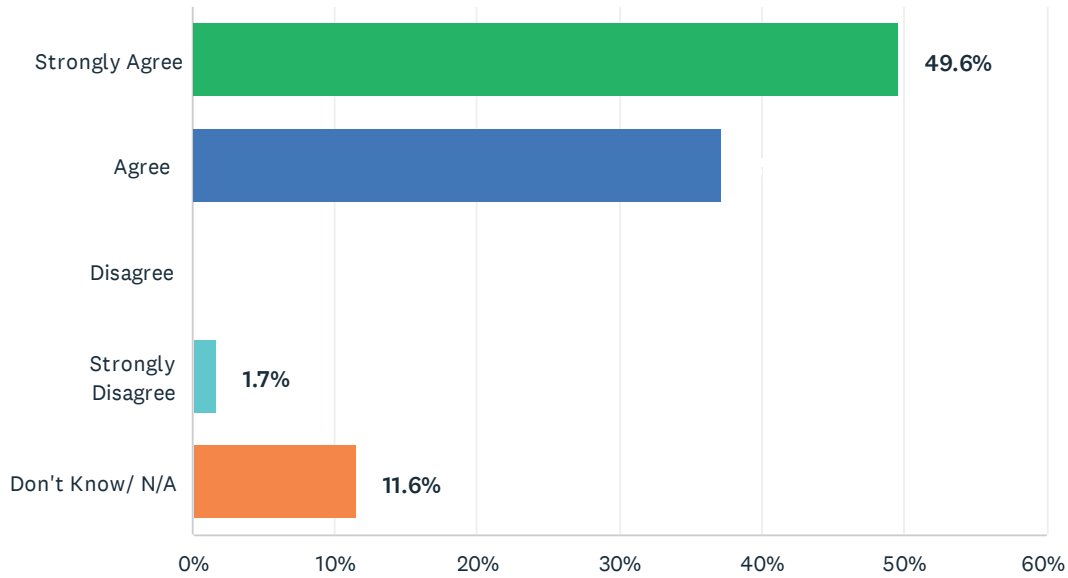
Answered: 121 Skipped: 51



ANSWER CHOICES	RESPONSES	
Strongly Agree	41.3%	50
Agree	43.0%	52
Disagree	7.4%	9
Strongly Disagree	0.8%	1
Don't Know/ N/A	7.4%	9
TOTAL		121

## Q30 My child has had positive interactions with his/her campus' leadership.

Answered: 121 Skipped: 51

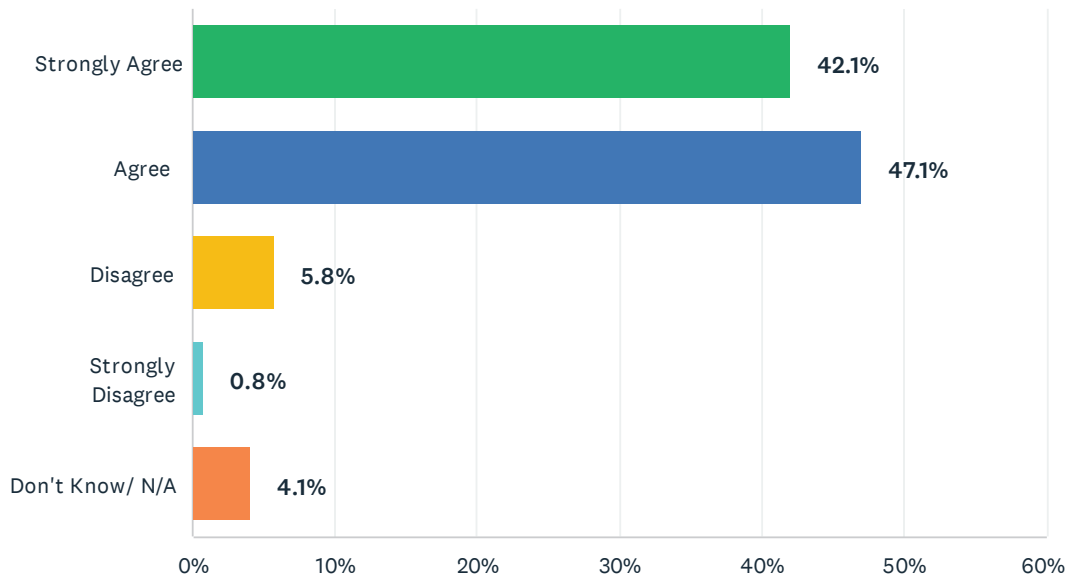


ANSWER CHOICES	RESPONSES	
Strongly Agree	49.6%	60
Agree	37.2%	45
Disagree	0.0%	0
Strongly Disagree	1.7%	2
Don't Know/ N/A	11.6%	14
TOTAL		121



## Q31 The communication from campus leadership is beneficial.

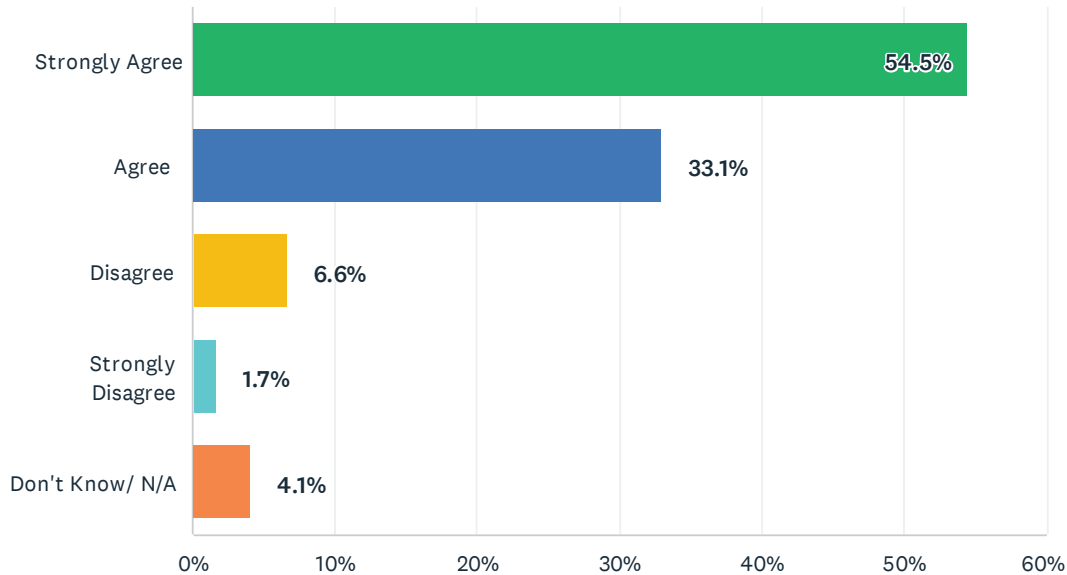
Answered: 121 Skipped: 51



ANSWER CHOICES	RESPONSES	
Strongly Agree	42.1%	51
Agree	47.1%	57
Disagree	5.8%	7
Strongly Disagree	0.8%	1
Don't Know/ N/A	4.1%	5
TOTAL		121

## Q32 The campus leadership actively encourages parental involvement in my child's school.

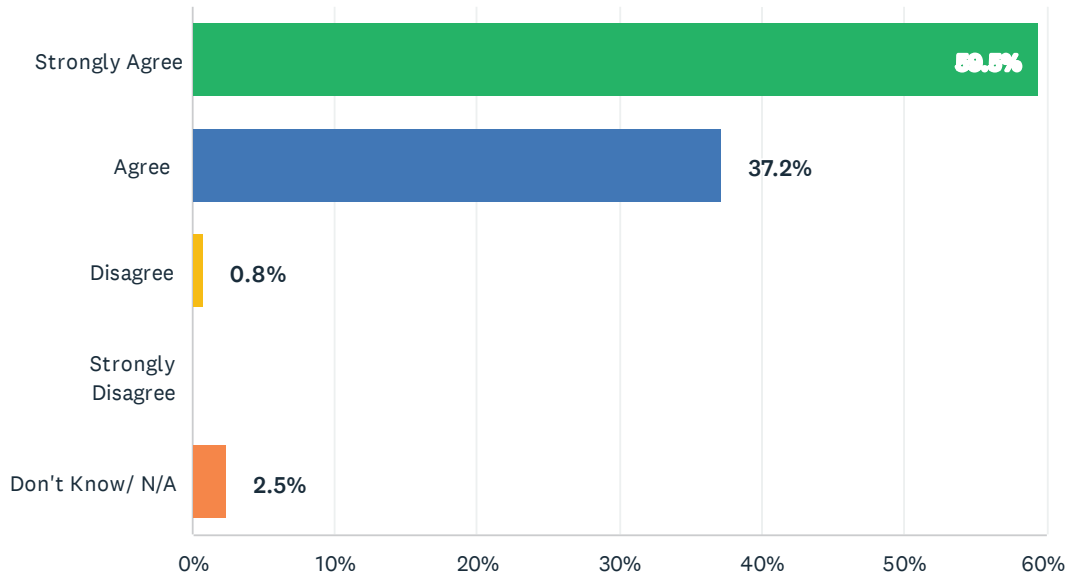
Answered: 121 Skipped: 51



ANSWER CHOICES	RESPONSES	
Strongly Agree	54.5%	66
Agree	33.1%	40
Disagree	6.6%	8
Strongly Disagree	1.7%	2
Don't Know/ N/A	4.1%	5
TOTAL		121

### Q33 The campus leadership promotes a positive school environment for student learning.

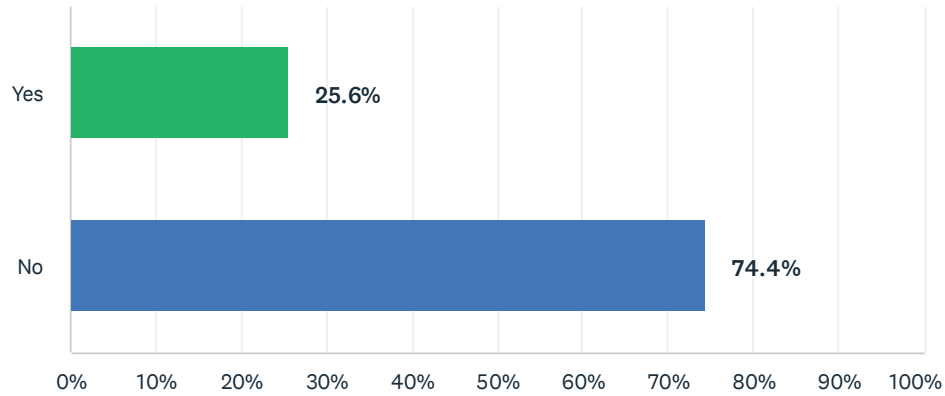
Answered: 121 Skipped: 51



ANSWER CHOICES	RESPONSES	
Strongly Agree	59.5%	72
Agree	37.2%	45
Disagree	0.8%	1
Strongly Disagree	0.0%	0
Don't Know/ N/A	2.5%	3
TOTAL		121

## Q34 Have you had an issue to discuss with the principal or assistant principal this year?

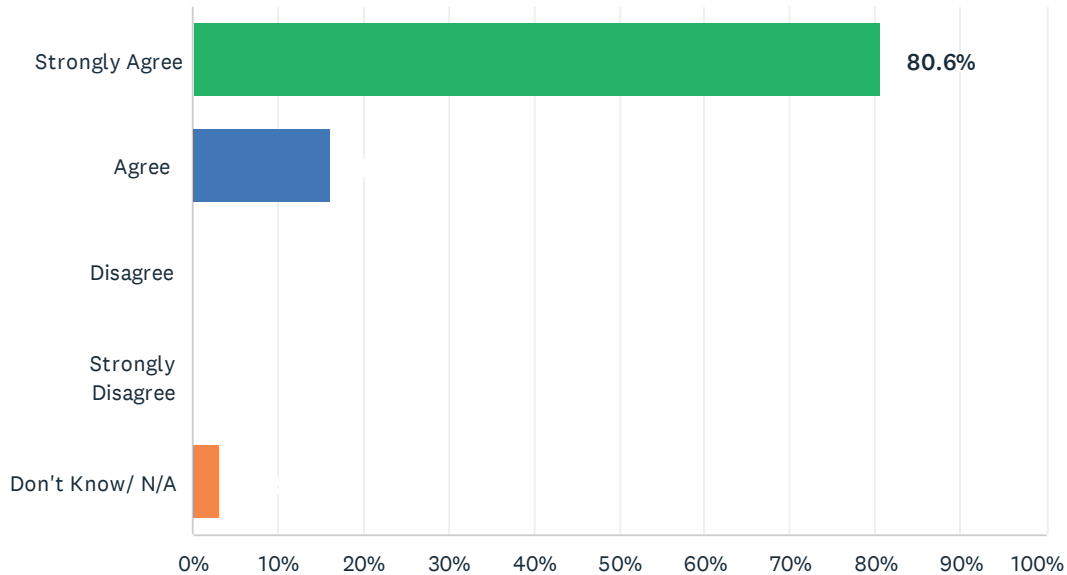
Answered: 121 Skipped: 51



ANSWER CHOICES	RESPONSES	
Yes	25.6%	31
No	74.4%	90
TOTAL		121

### Q35 When I have had an issue to discuss with the principal or assistant principal he or she was available to talk to me.

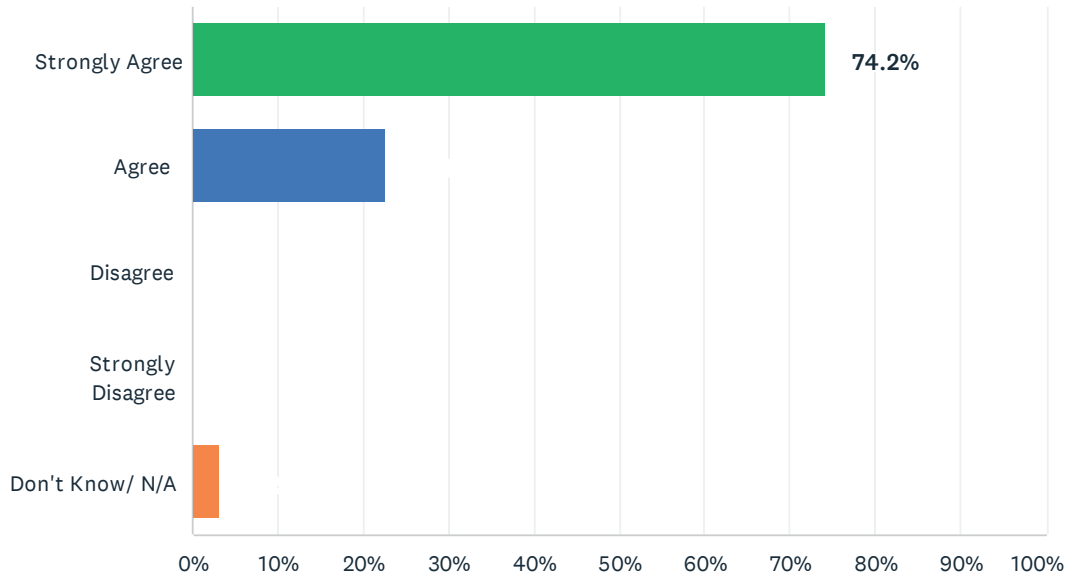
Answered: 31 Skipped: 141



ANSWER CHOICES	RESPONSES	
Strongly Agree	80.6%	25
Agree	16.1%	5
Disagree	0.0%	0
Strongly Disagree	0.0%	0
Don't Know/ N/A	3.2%	1
TOTAL		31

### Q36 When I have had an issue to discuss with the principal or assistant principal he or she was courteous and listened to my concerns.

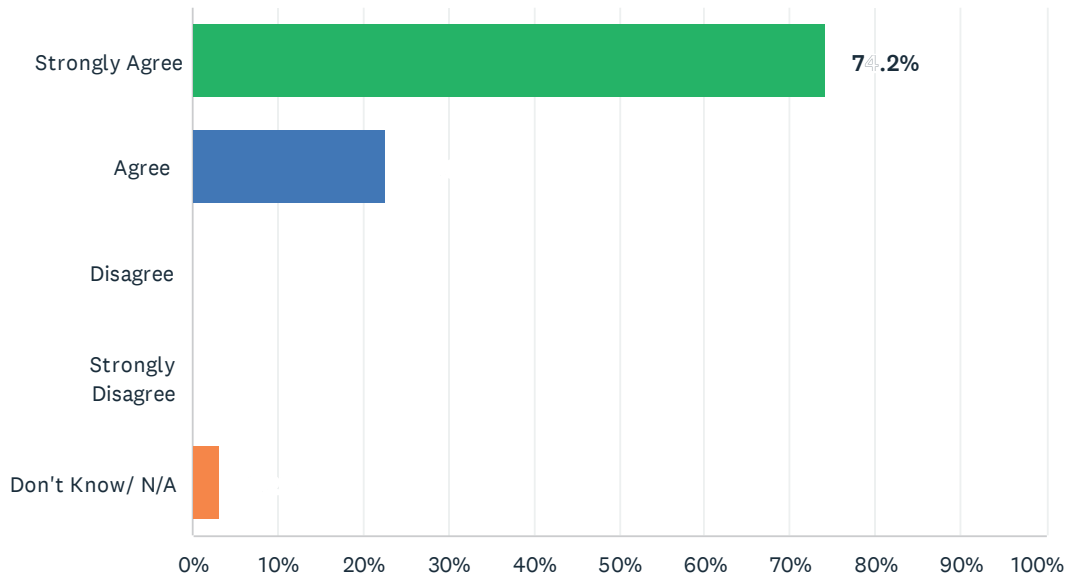
Answered: 31 Skipped: 141



ANSWER CHOICES	RESPONSES	
Strongly Agree	74.2%	23
Agree	22.6%	7
Disagree	0.0%	0
Strongly Disagree	0.0%	0
Don't Know/ N/A	3.2%	1
TOTAL		31

Q37 When I have had an issue to discuss with the principal or assistant principal he or she responded to my concerns in a professional manner, whether or not he or she agreed with me.

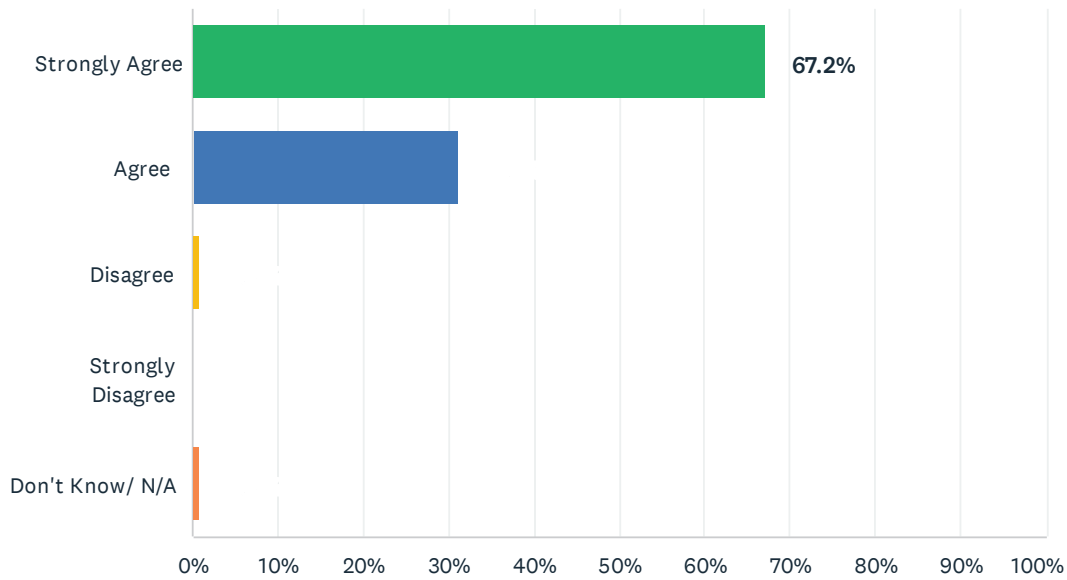
Answered: 31 Skipped: 141



ANSWER CHOICES	RESPONSES	
Strongly Agree	74.2%	23
Agree	22.6%	7
Disagree	0.0%	0
Strongly Disagree	0.0%	0
Don't Know/ N/A	3.2%	1
TOTAL		31

## Q38 I feel welcome in my child's school.

Answered: 119 Skipped: 53

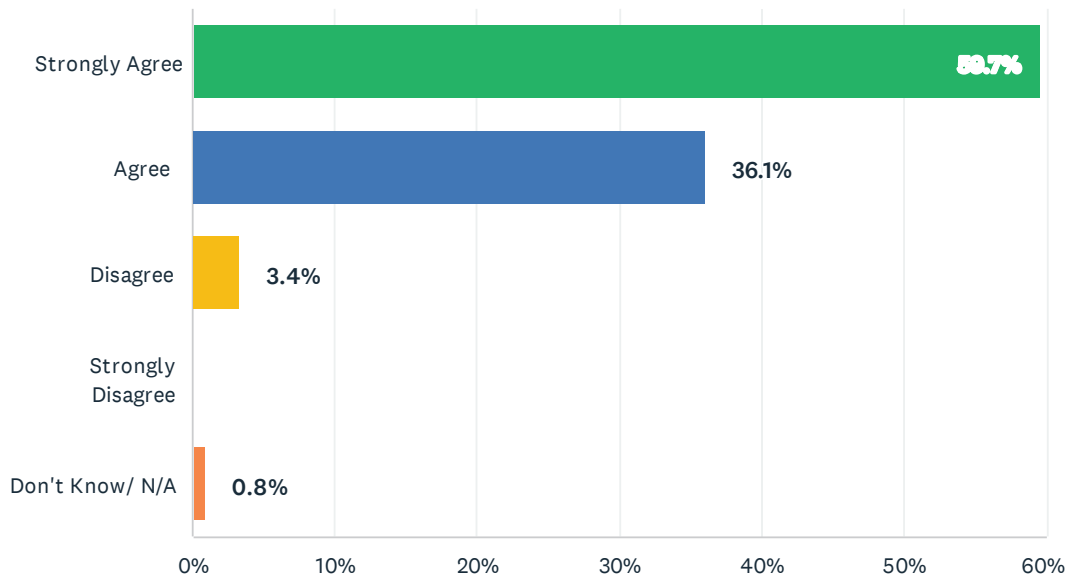


ANSWER CHOICES	RESPONSES	
Strongly Agree	67.2%	80
Agree	31.1%	37
Disagree	0.8%	1
Strongly Disagree	0.0%	0
Don't Know/ N/A	0.8%	1
TOTAL		119



## Q39 I am kept informed about what my child is learning in school.

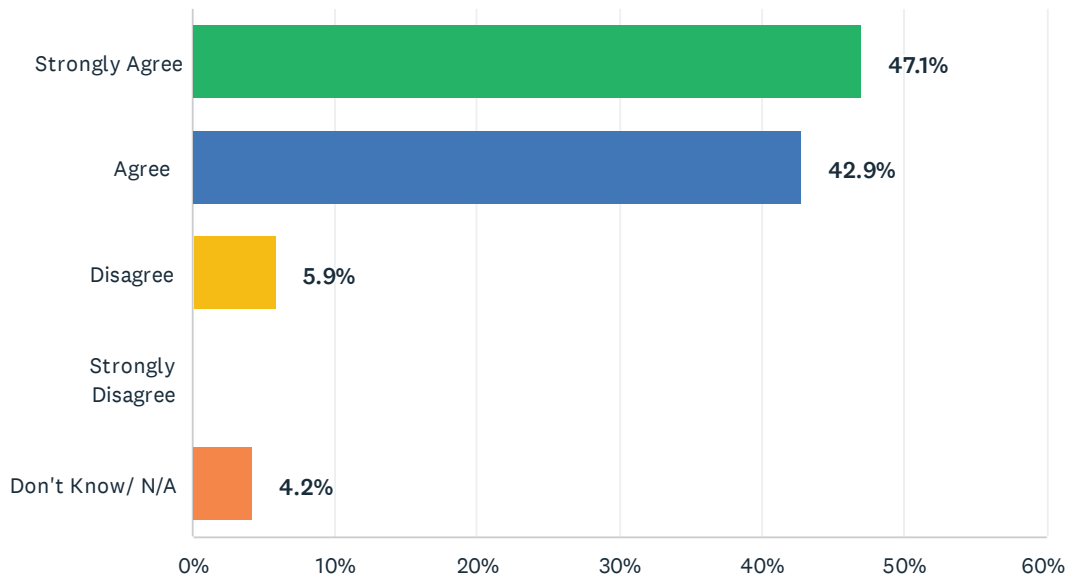
Answered: 119 Skipped: 53



ANSWER CHOICES	RESPONSES	
Strongly Agree	59.7%	71
Agree	36.1%	43
Disagree	3.4%	4
Strongly Disagree	0.0%	0
Don't Know/ N/A	0.8%	1
TOTAL		119

## Q40 I am kept informed about my child's grades.

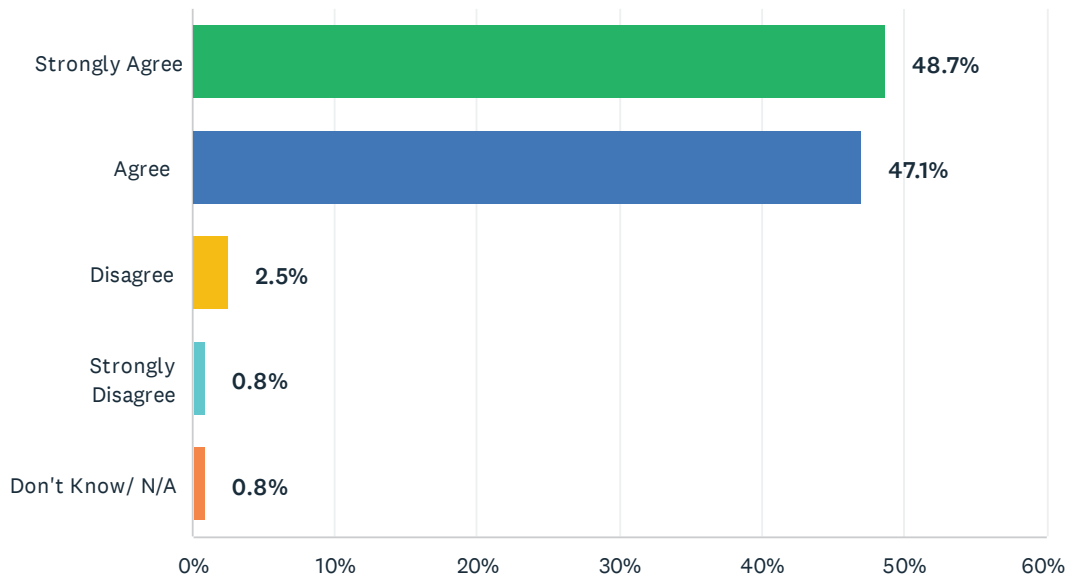
Answered: 119 Skipped: 53



ANSWER CHOICES	RESPONSES	
Strongly Agree	47.1%	56
Agree	42.9%	51
Disagree	5.9%	7
Strongly Disagree	0.0%	0
Don't Know/ N/A	4.2%	5
TOTAL		119

## Q41 I am kept informed about my child's behavior.

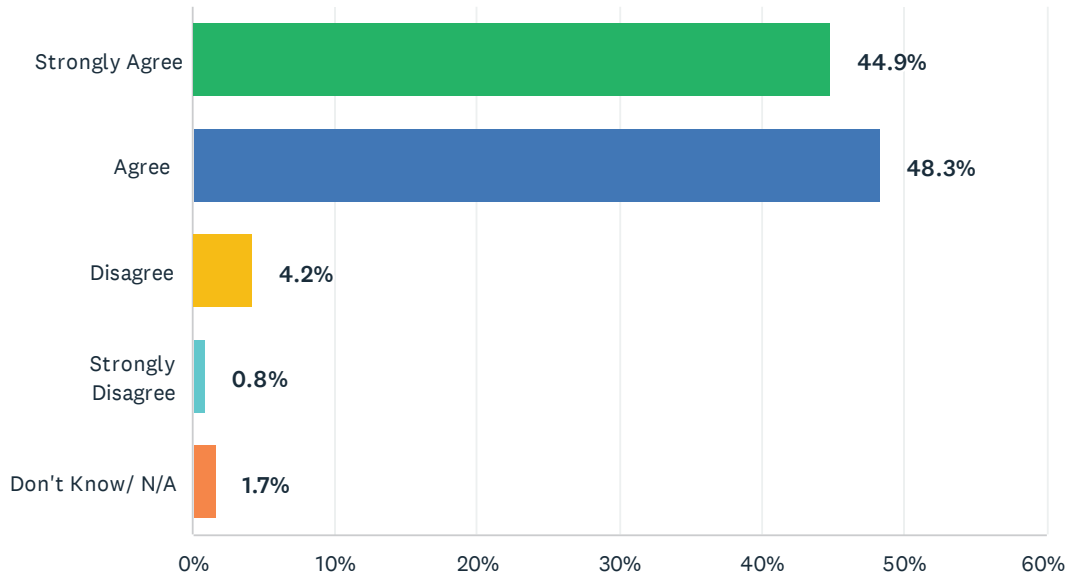
Answered: 119 Skipped: 53



ANSWER CHOICES	RESPONSES	
Strongly Agree	48.7%	58
Agree	47.1%	56
Disagree	2.5%	3
Strongly Disagree	0.8%	1
Don't Know/ N/A	0.8%	1
TOTAL		119

## Q42 I am kept informed about activities like tutoring, after-school programs, student performances, parent workshops and other events.

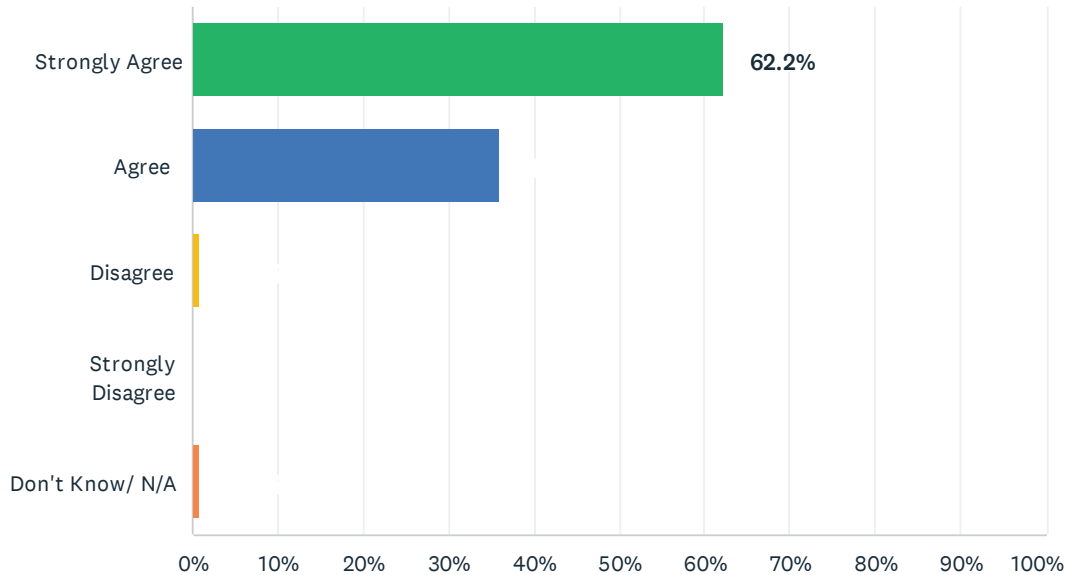
Answered: 118 Skipped: 54



ANSWER CHOICES	RESPONSES	
Strongly Agree	44.9%	53
Agree	48.3%	57
Disagree	4.2%	5
Strongly Disagree	0.8%	1
Don't Know/ N/A	1.7%	2
TOTAL		118

## Q43 My child's teachers are available to discuss my child's learning needs with me.

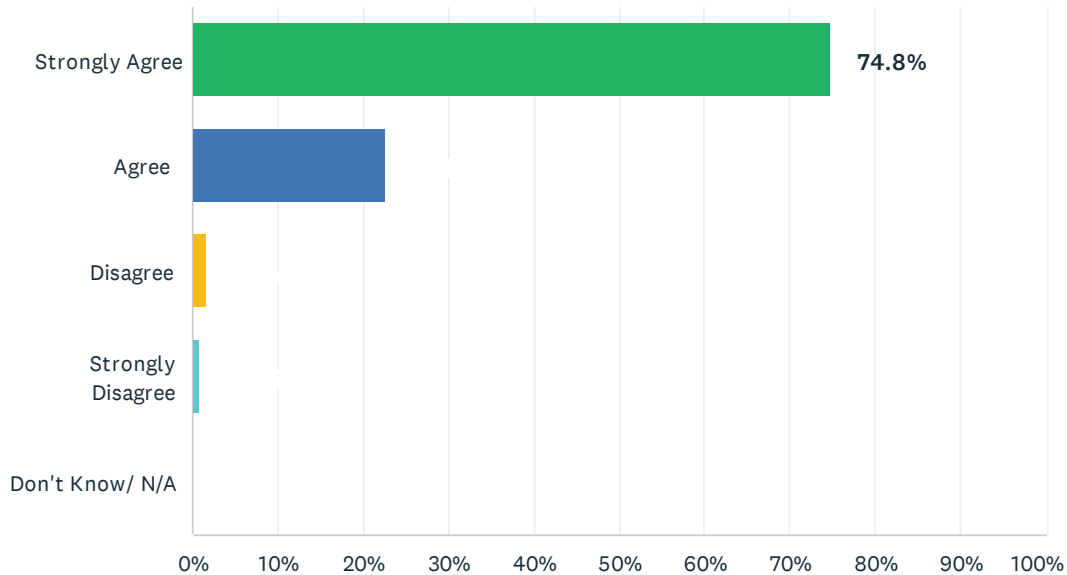
Answered: 119 Skipped: 53



ANSWER CHOICES	RESPONSES	
Strongly Agree	62.2%	74
Agree	36.1%	43
Disagree	0.8%	1
Strongly Disagree	0.0%	0
Don't Know/ N/A	0.8%	1
TOTAL		119

## Q44 When I contact my child's teachers, I receive a professional response.

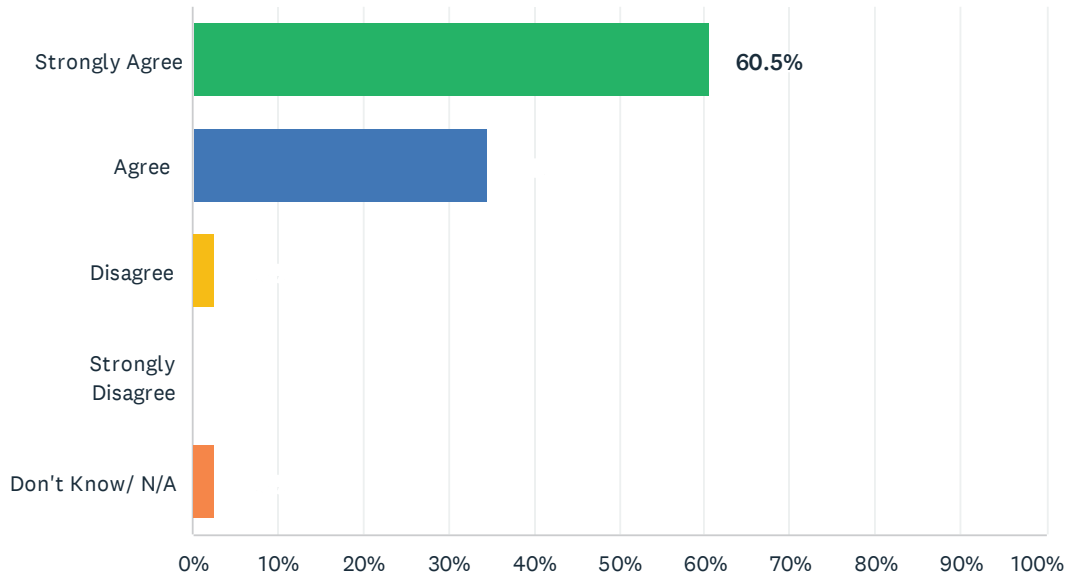
Answered: 119 Skipped: 53



ANSWER CHOICES	RESPONSES	
Strongly Agree	74.8%	89
Agree	22.7%	27
Disagree	1.7%	2
Strongly Disagree	0.8%	1
Don't Know/ N/A	0.0%	0
TOTAL		119

## Q45 I am satisfied with the opportunities for me to be involved in my child's school.

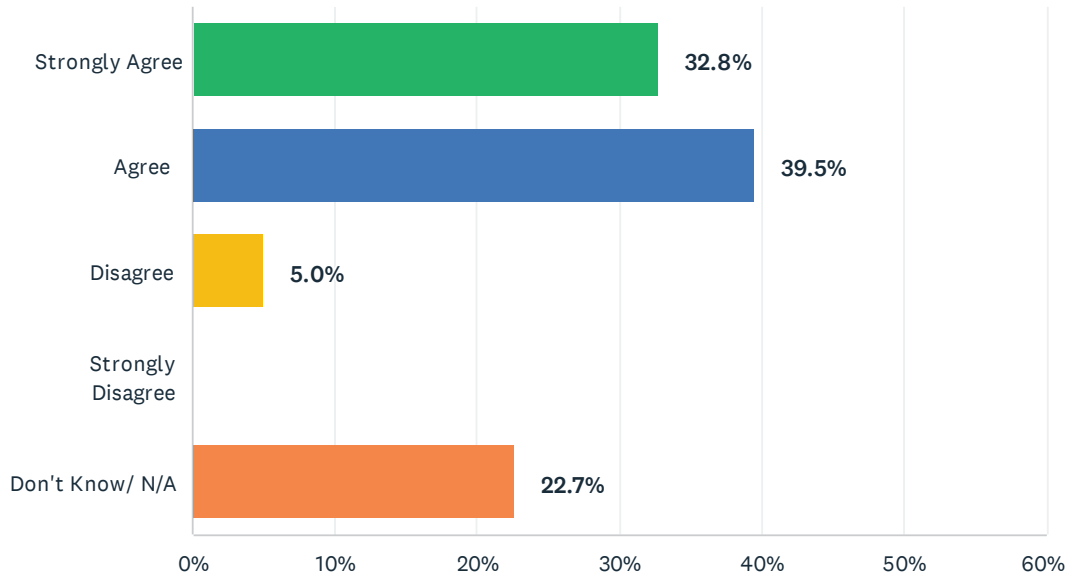
Answered: 119 Skipped: 53



ANSWER CHOICES	RESPONSES	
Strongly Agree	60.5%	72
Agree	34.5%	41
Disagree	2.5%	3
Strongly Disagree	0.0%	0
Don't Know/ N/A	2.5%	3
TOTAL		119

## Q46 I feel the parent education opportunities presented by my school are valuable.

Answered: 119 Skipped: 53

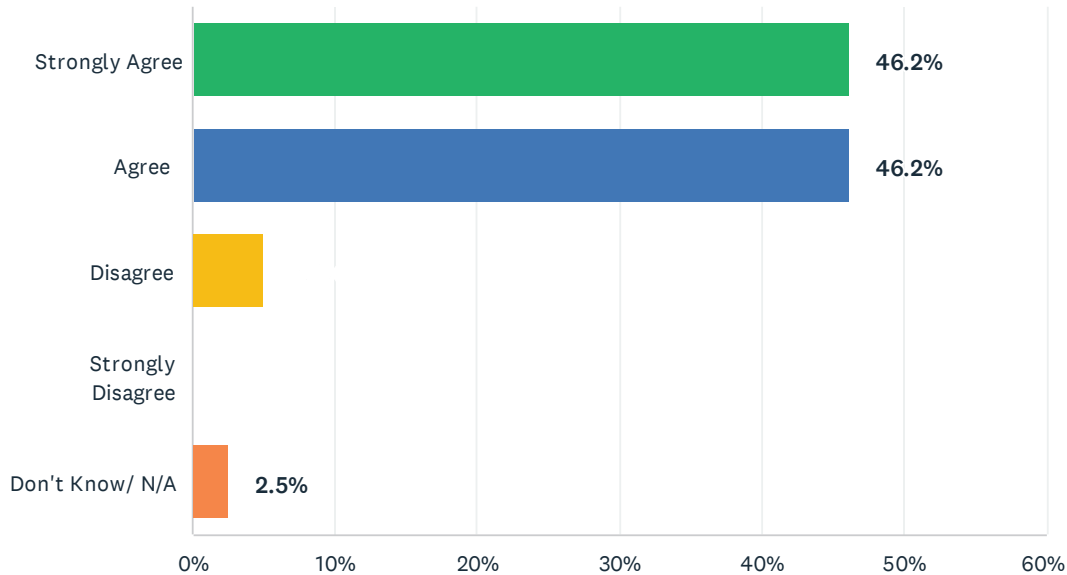


ANSWER CHOICES	RESPONSES	
Strongly Agree	32.8%	39
Agree	39.5%	47
Disagree	5.0%	6
Strongly Disagree	0.0%	0
Don't Know/ N/A	22.7%	27
TOTAL		119



## Q47 I am satisfied with the information and communication I receive from my child's school.

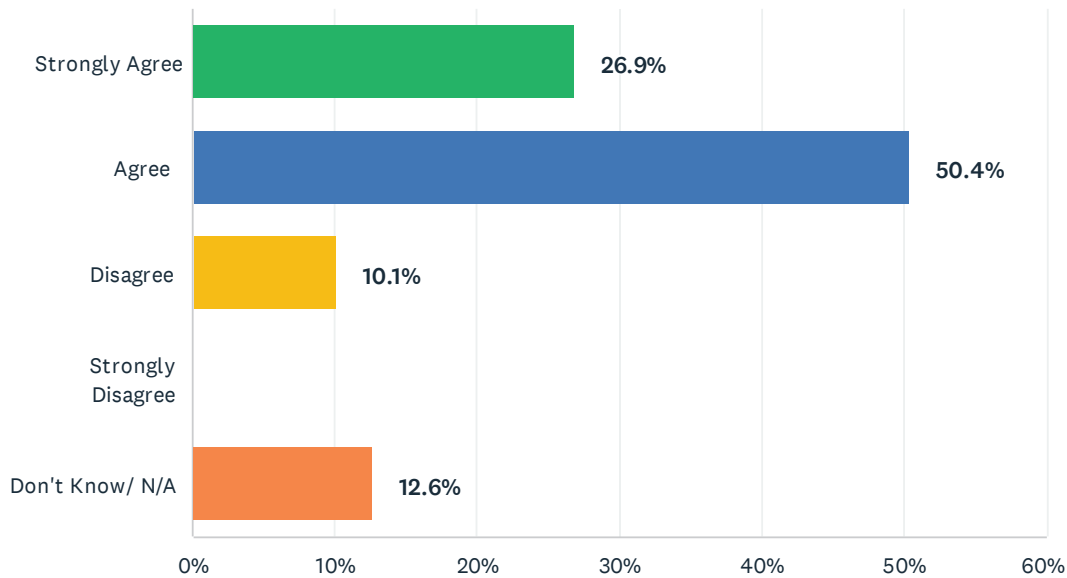
Answered: 119 Skipped: 53



ANSWER CHOICES	RESPONSES	
Strongly Agree	46.2%	55
Agree	46.2%	55
Disagree	5.0%	6
Strongly Disagree	0.0%	0
Don't Know/ N/A	2.5%	3
TOTAL		119

## Q48 The school's website is a good source for information.

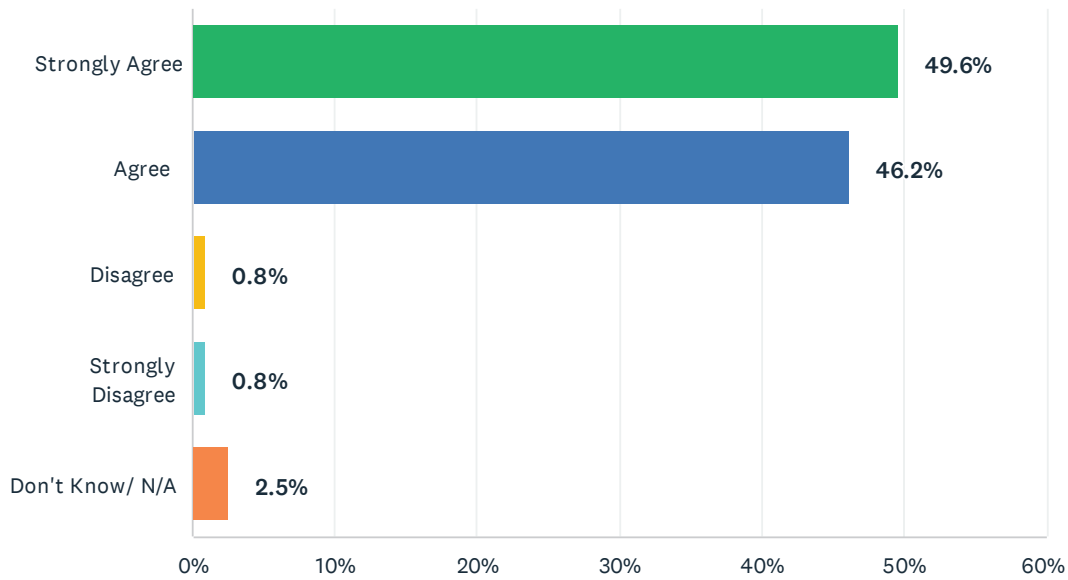
Answered: 119 Skipped: 53



ANSWER CHOICES	RESPONSES	
Strongly Agree	26.9%	32
Agree	50.4%	60
Disagree	10.1%	12
Strongly Disagree	0.0%	0
Don't Know/ N/A	12.6%	15
TOTAL		119

## Q49 My child is safe at school.

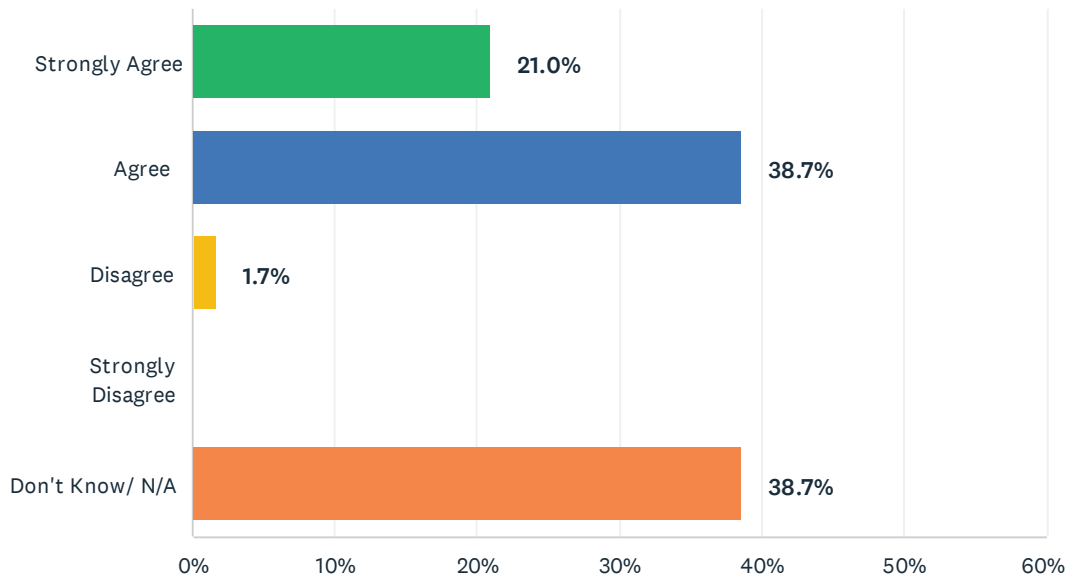
Answered: 119 Skipped: 53



ANSWER CHOICES	RESPONSES	
Strongly Agree	49.6%	59
Agree	46.2%	55
Disagree	0.8%	1
Strongly Disagree	0.8%	1
Don't Know/ N/A	2.5%	3
TOTAL		119

## Q50 My child is safe when riding the school bus.

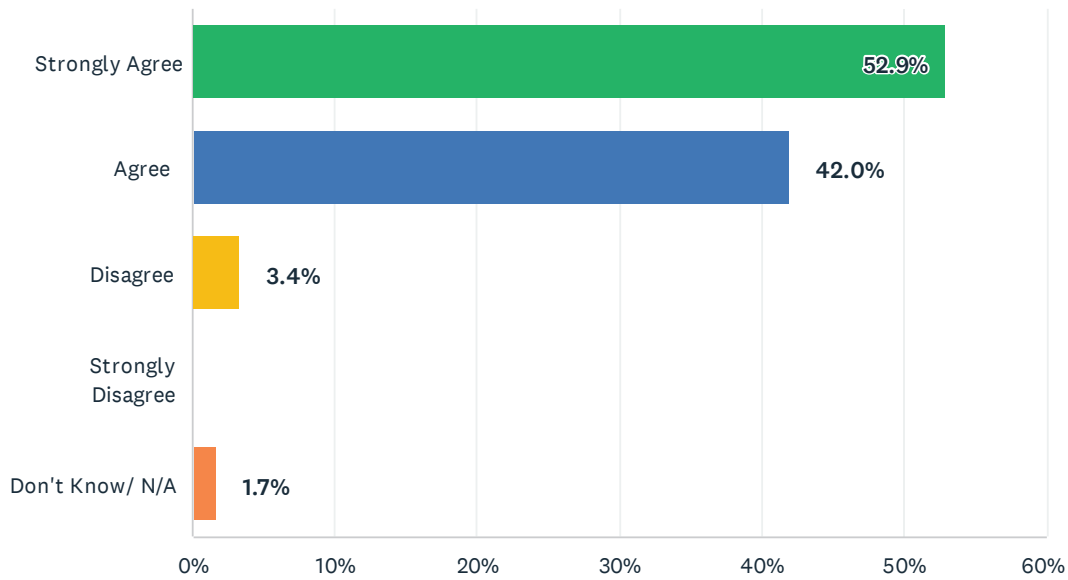
Answered: 119 Skipped: 53



ANSWER CHOICES	RESPONSES	
Strongly Agree	21.0%	25
Agree	38.7%	46
Disagree	1.7%	2
Strongly Disagree	0.0%	0
Don't Know/ N/A	38.7%	46
TOTAL		119

## Q51 My child feels a sense of belonging.

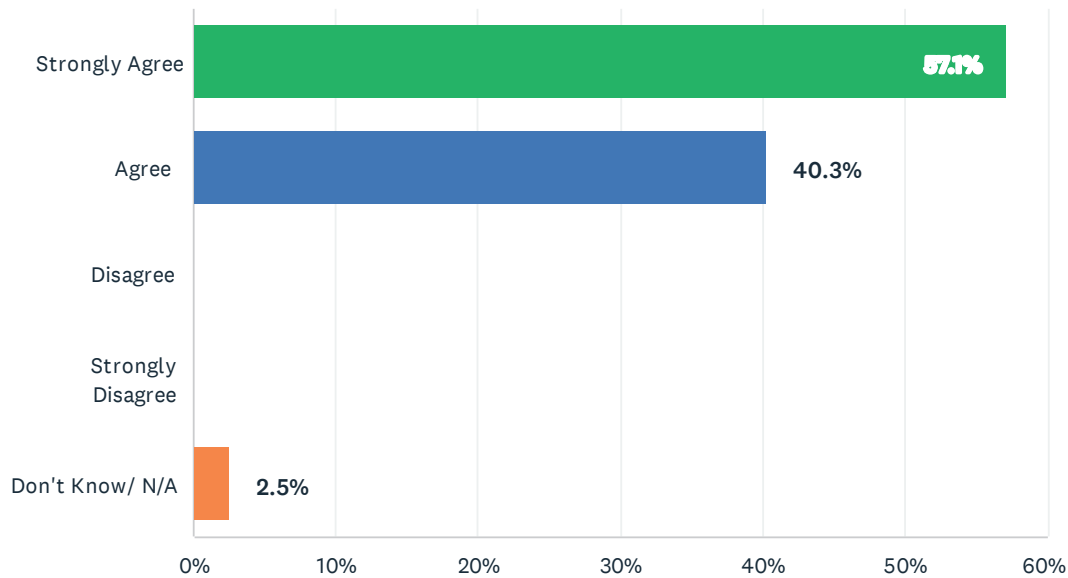
Answered: 119 Skipped: 53



ANSWER CHOICES	RESPONSES	
Strongly Agree	52.9%	63
Agree	42.0%	50
Disagree	3.4%	4
Strongly Disagree	0.0%	0
Don't Know/ N/A	1.7%	2
TOTAL		119

## Q52 Teachers and students respect one another at this school.

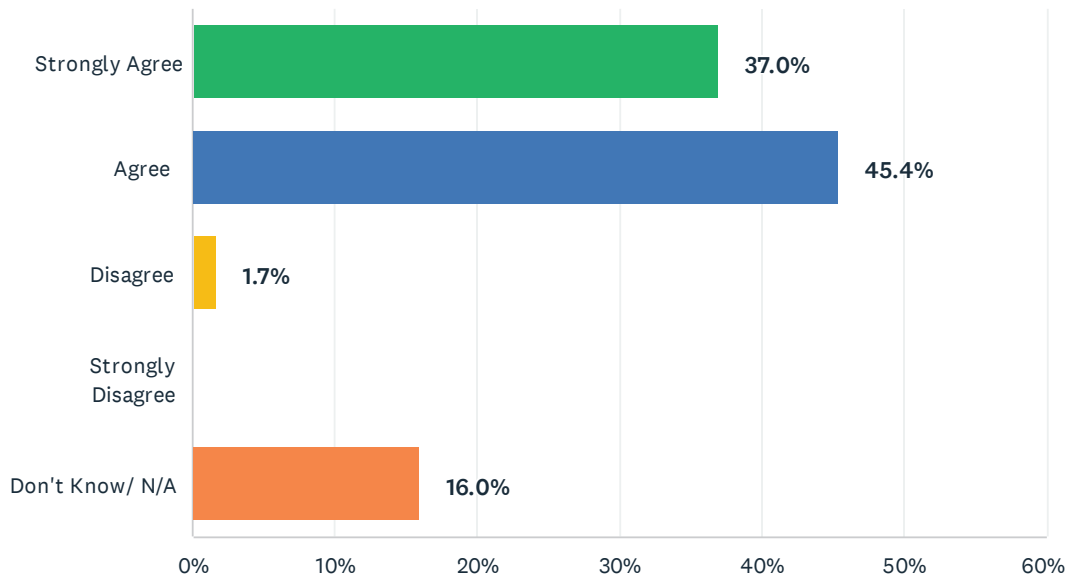
Answered: 119   Skipped: 53



ANSWER CHOICES	RESPONSES	
Strongly Agree	57.1%	68
Agree	40.3%	48
Disagree	0.0%	0
Strongly Disagree	0.0%	0
Don't Know/ N/A	2.5%	3
TOTAL		119

## Q53 Discipline is fair.

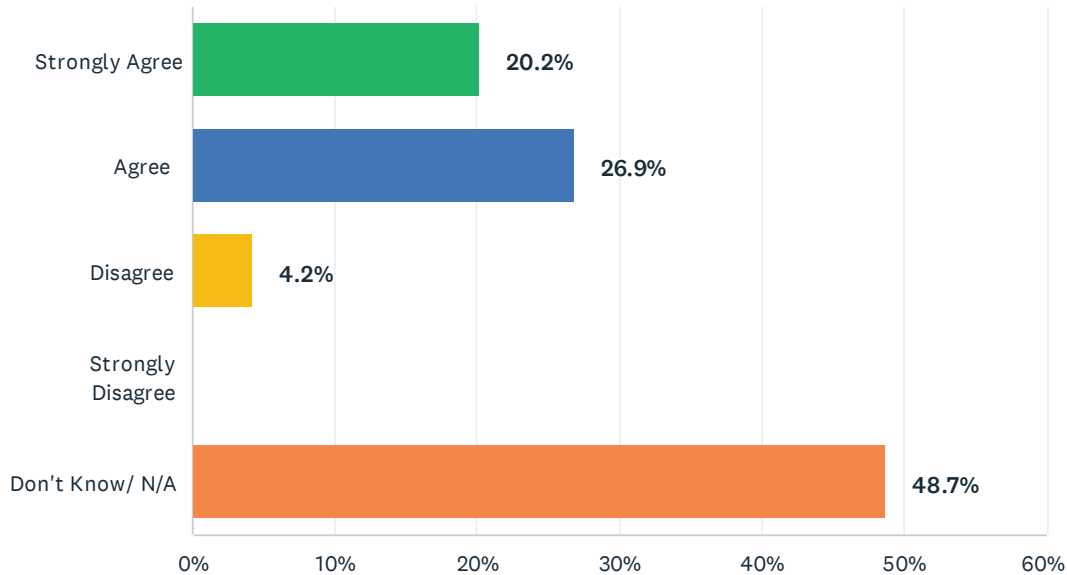
Answered: 119 Skipped: 53



ANSWER CHOICES	RESPONSES	
Strongly Agree	37.0%	44
Agree	45.4%	54
Disagree	1.7%	2
Strongly Disagree	0.0%	0
Don't Know/ N/A	16.0%	19
TOTAL		119

## Q54 When threatening behavior between students arises, the school staff intervene appropriately.

Answered: 119 Skipped: 53

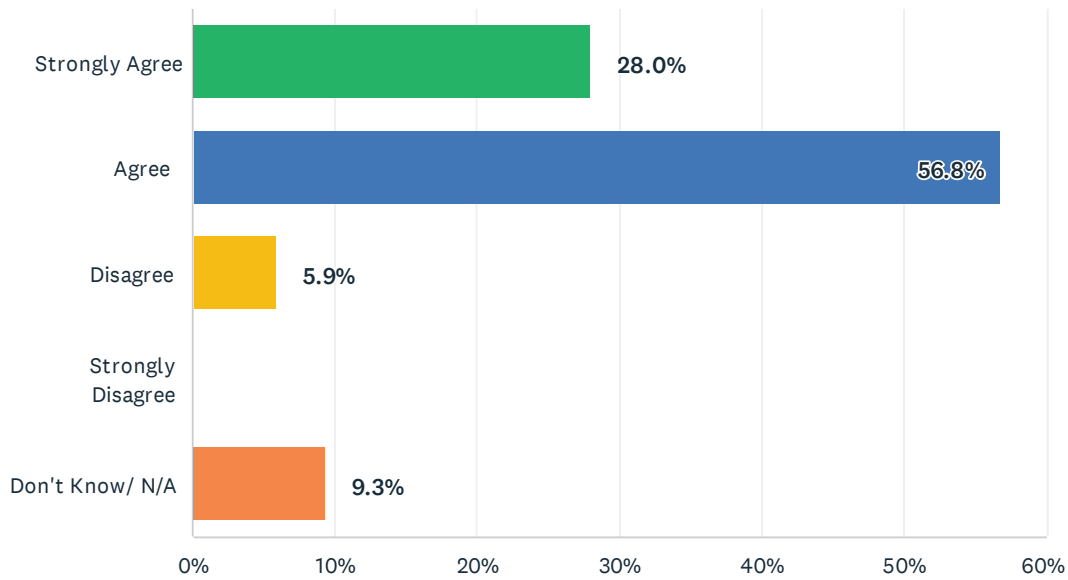


ANSWER CHOICES	RESPONSES	
Strongly Agree	20.2%	24
Agree	26.9%	32
Disagree	4.2%	5
Strongly Disagree	0.0%	0
Don't Know/ N/A	48.7%	58
TOTAL		119



## Q55 Students treat each other with kindness and respect.

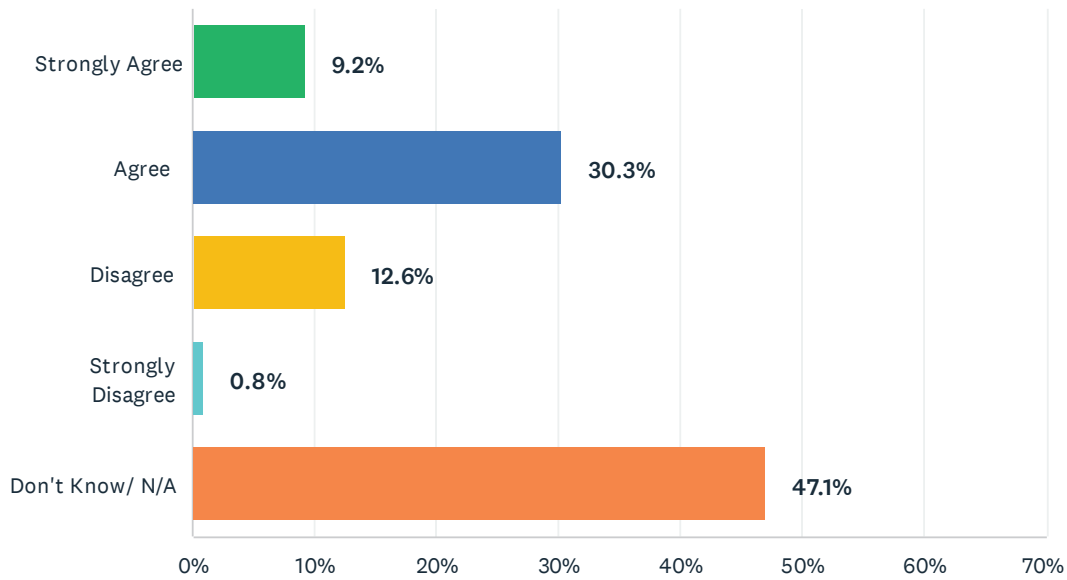
Answered: 118 Skipped: 54



ANSWER CHOICES	RESPONSES	
Strongly Agree	28.0%	33
Agree	56.8%	67
Disagree	5.9%	7
Strongly Disagree	0.0%	0
Don't Know/ N/A	9.3%	11
TOTAL		118

## Q56 Students are kind and respectful on the bus.

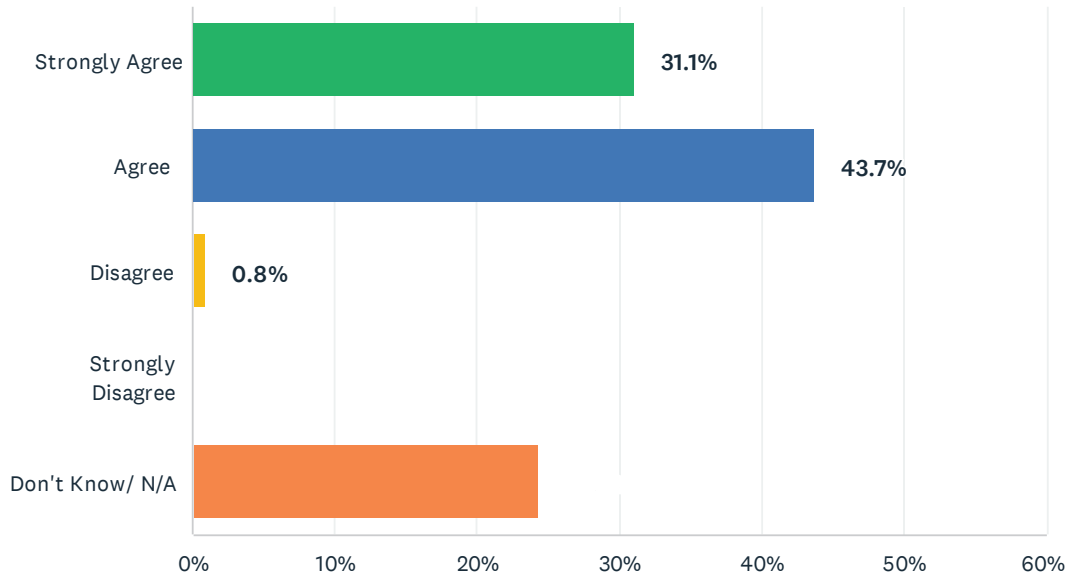
Answered: 119 Skipped: 53



ANSWER CHOICES	RESPONSES	
Strongly Agree	9.2%	11
Agree	30.3%	36
Disagree	12.6%	15
Strongly Disagree	0.8%	1
Don't Know/ N/A	47.1%	56
TOTAL		119

## Q57 I feel the school's safety protocols and emergency plans are effective and appropriate.

Answered: 119 Skipped: 53



ANSWER CHOICES	RESPONSES	
Strongly Agree	31.1%	37
Agree	43.7%	52
Disagree	0.8%	1
Strongly Disagree	0.0%	0
Don't Know/ N/A	24.4%	29
TOTAL		119

## Q58 Alcohol and drug use is not a problem at this school.

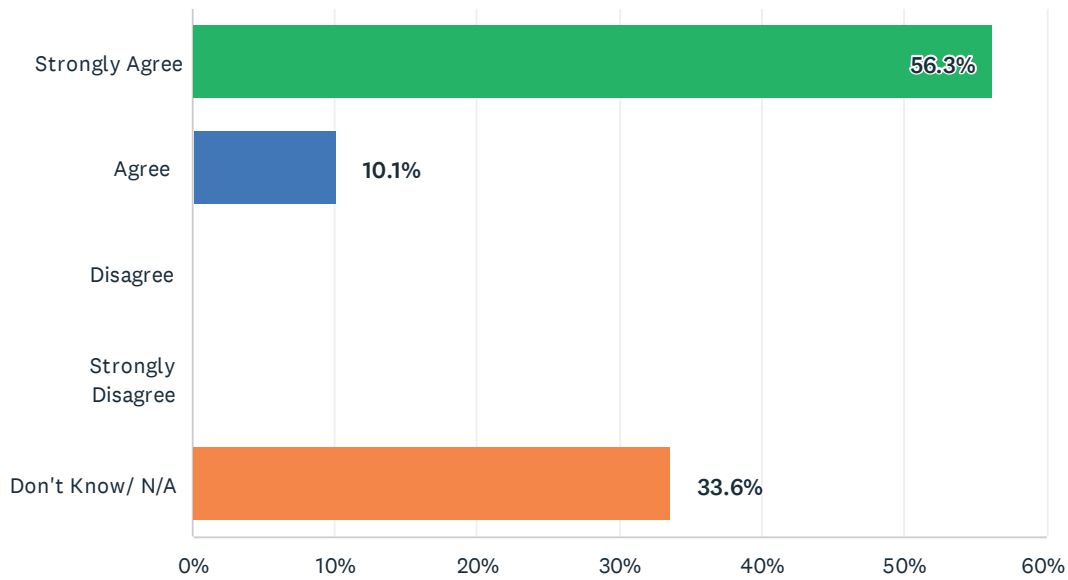
Answered: 0   Skipped: 172

 No matching responses.

ANSWER CHOICES	RESPONSES	
Strongly Agree	0.0%	0
Agree	0.0%	0
Disagree	0.0%	0
Strongly Disagree	0.0%	0
Don't Know/ N/A	0.0%	0
TOTAL		0

## Q59 Students do not bring weapons to campus.

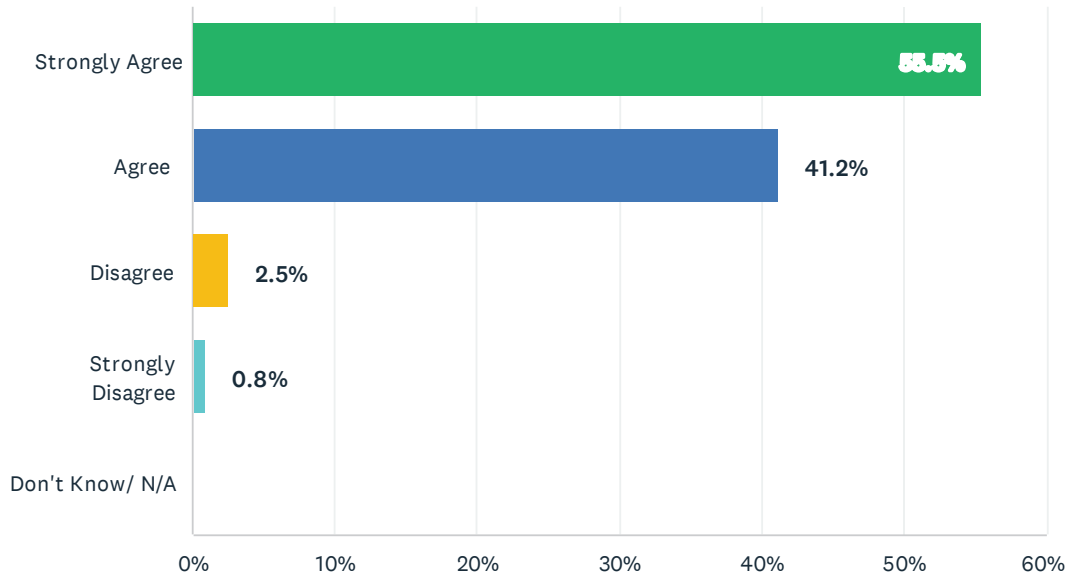
Answered: 119 Skipped: 53



ANSWER CHOICES	RESPONSES	
Strongly Agree	56.3%	67
Agree	10.1%	12
Disagree	0.0%	0
Strongly Disagree	0.0%	0
Don't Know/ N/A	33.6%	40
TOTAL		119

## Q60 My child is provided the instructional materials, resources and technology needed for classes.

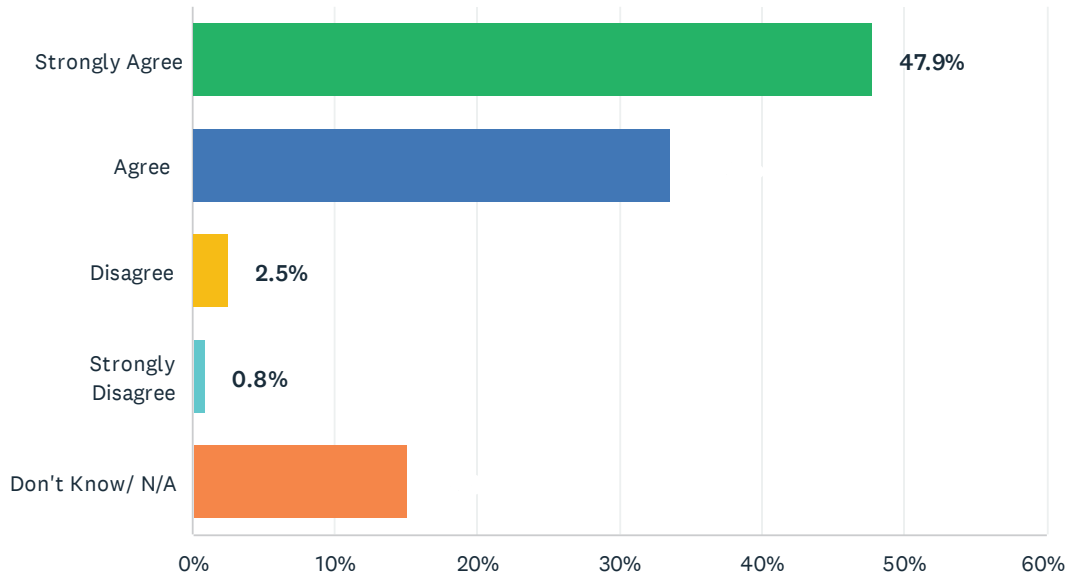
Answered: 119 Skipped: 53



ANSWER CHOICES	RESPONSES	
Strongly Agree	55.5%	66
Agree	41.2%	49
Disagree	2.5%	3
Strongly Disagree	0.8%	1
Don't Know/ N/A	0.0%	0
TOTAL		119

## Q61 The school librarian assists in finding resources and reading materials.

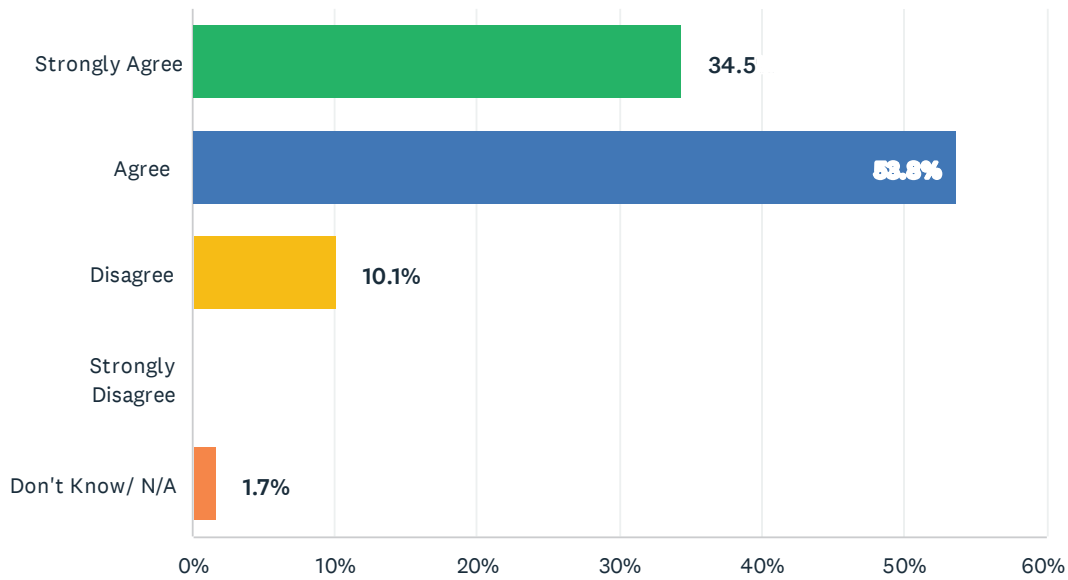
Answered: 119 Skipped: 53



ANSWER CHOICES	RESPONSES	
Strongly Agree	47.9%	57
Agree	33.6%	40
Disagree	2.5%	3
Strongly Disagree	0.8%	1
Don't Know/ N/A	15.1%	18
TOTAL		119

## Q62 I feel my child's class sizes are appropriate.

Answered: 119 Skipped: 53

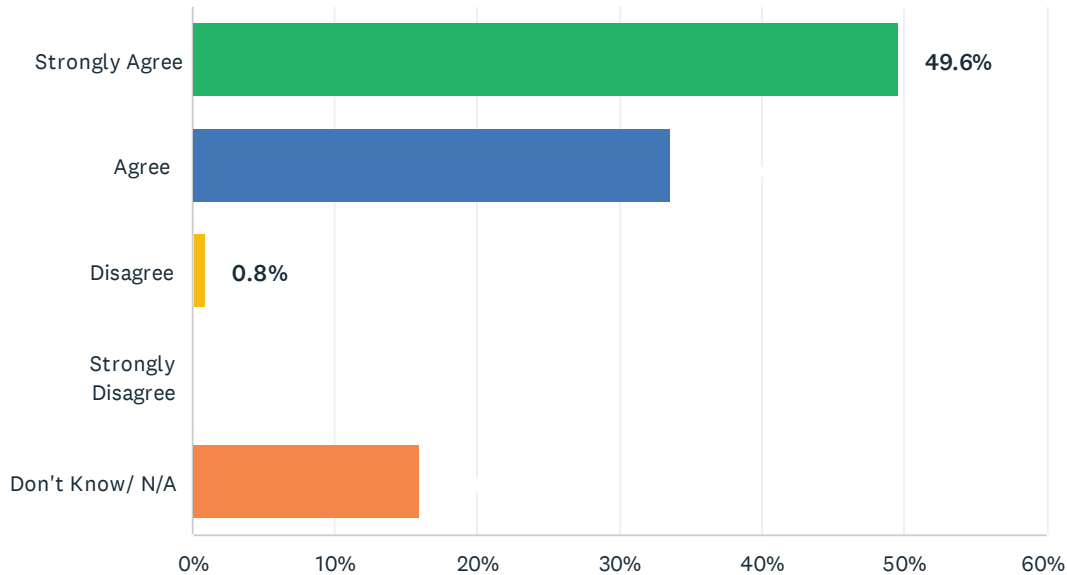


ANSWER CHOICES	RESPONSES	
Strongly Agree	34.5%	41
Agree	53.8%	64
Disagree	10.1%	12
Strongly Disagree	0.0%	0
Don't Know/ N/A	1.7%	2
TOTAL		119



## Q63 My child's school counselors are available to help my child with issues that arise at school.

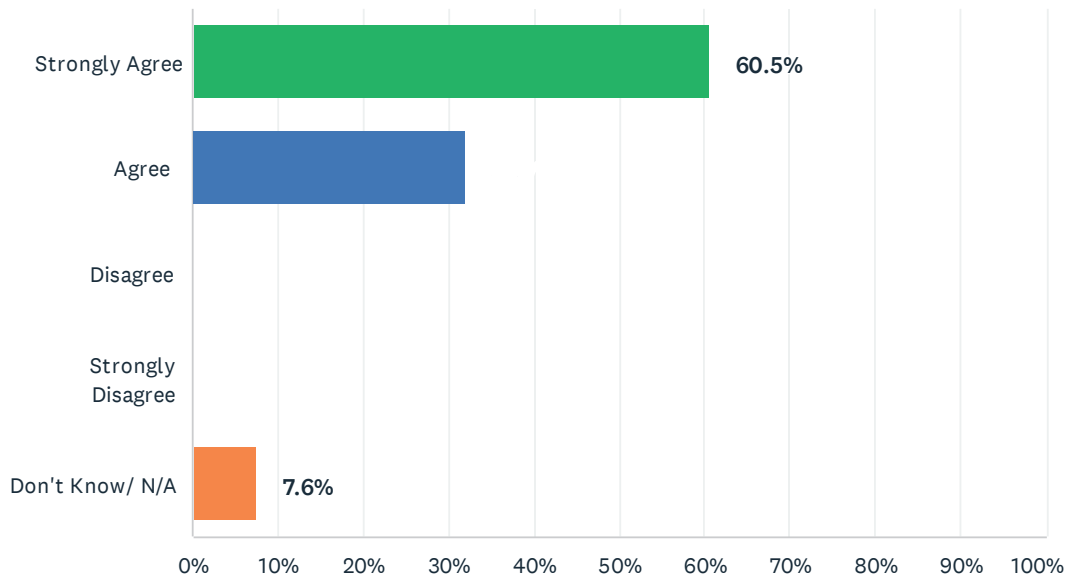
Answered: 119 Skipped: 53



ANSWER CHOICES	RESPONSES	
Strongly Agree	49.6%	59
Agree	33.6%	40
Disagree	0.8%	1
Strongly Disagree	0.0%	0
Don't Know/ N/A	16.0%	19
TOTAL		119

## Q64 The school nurse attends to student health issues at school.

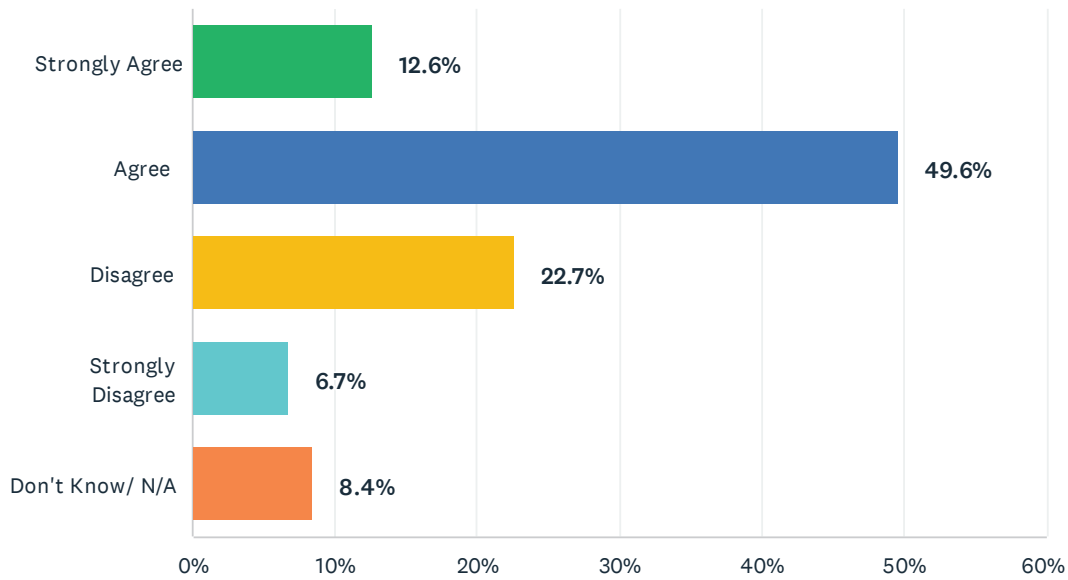
Answered: 119 Skipped: 53



ANSWER CHOICES	RESPONSES	
Strongly Agree	60.5%	72
Agree	31.9%	38
Disagree	0.0%	0
Strongly Disagree	0.0%	0
Don't Know/ N/A	7.6%	9
TOTAL		119

## Q65 Healthy food is served in the cafeteria.

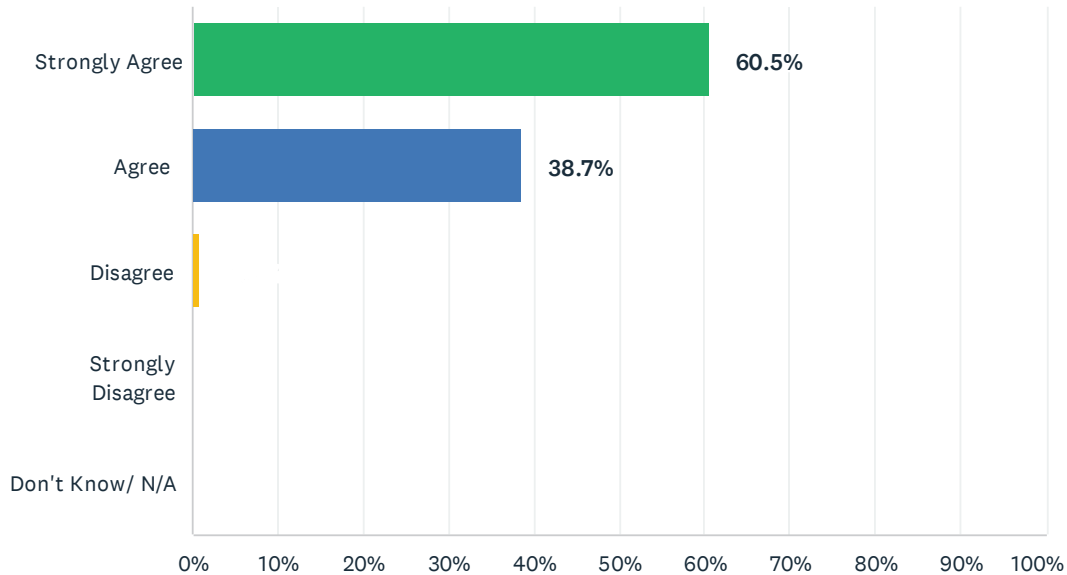
Answered: 119 Skipped: 53



ANSWER CHOICES	RESPONSES	
Strongly Agree	12.6%	15
Agree	49.6%	59
Disagree	22.7%	27
Strongly Disagree	6.7%	8
Don't Know/ N/A	8.4%	10
TOTAL		119

## Q66 My child's school is clean and well-maintained (air conditioning and heat work, adequate lighting, grounds kept in order, etc.).

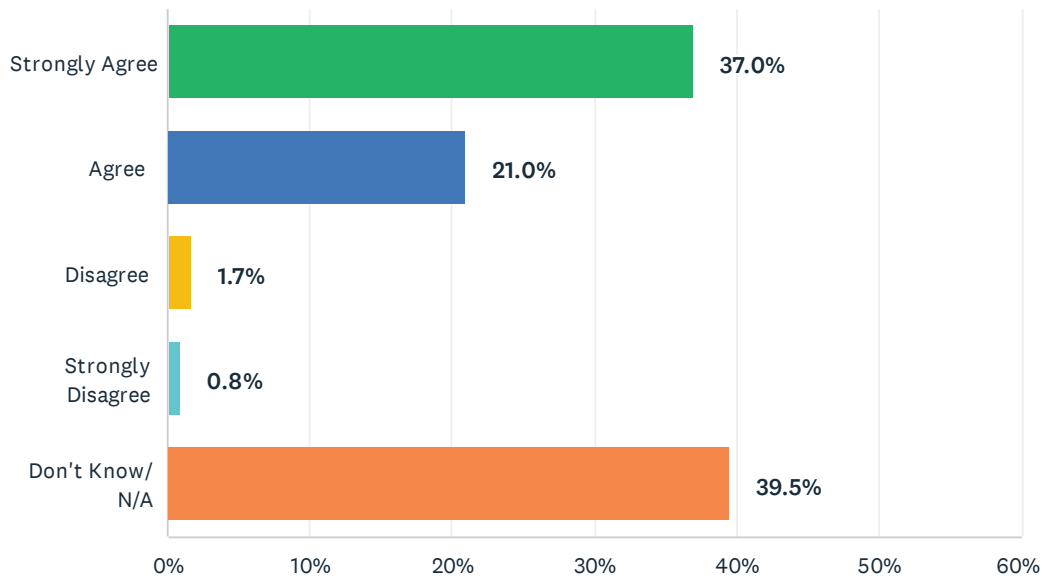
Answered: 119 Skipped: 53



ANSWER CHOICES	RESPONSES	
Strongly Agree	60.5%	72
Agree	38.7%	46
Disagree	0.8%	1
Strongly Disagree	0.0%	0
Don't Know/ N/A	0.0%	0
TOTAL		119

## Q67 My child's school bus is on time most days.

Answered: 119 Skipped: 53



ANSWER CHOICES	RESPONSES	
Strongly Agree	37.0%	44
Agree	21.0%	25
Disagree	1.7%	2
Strongly Disagree	0.8%	1
Don't Know/ N/A	39.5%	47
TOTAL		119

## Q68 I feel my child is safe because of the security team at WHS.

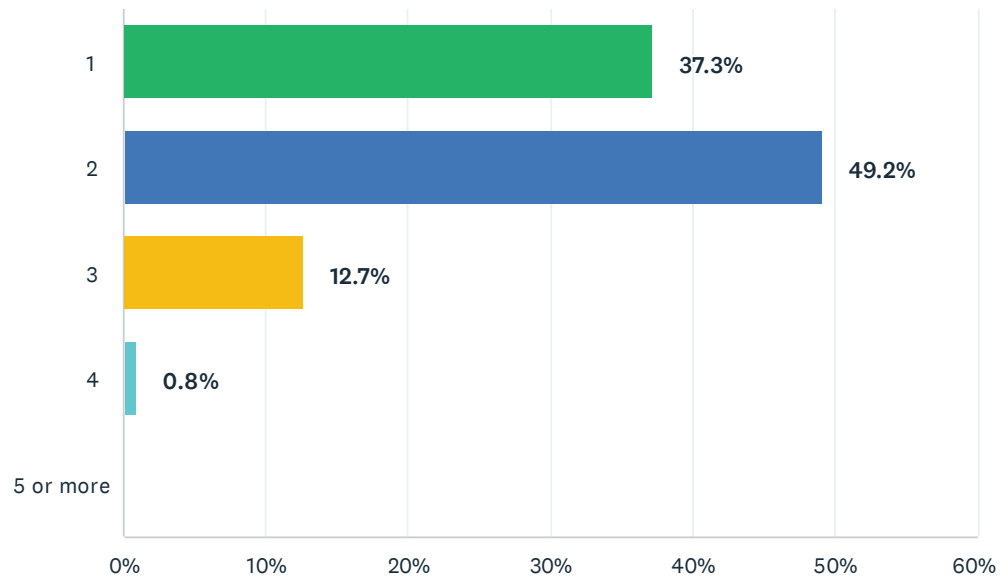
Answered: 0   Skipped: 172

 No matching responses.

ANSWER CHOICES	RESPONSES	
Strongly Agree	0.0%	0
Agree	0.0%	0
Disagree	0.0%	0
Strongly Disagree	0.0%	0
Don't Know/ N/A	0.0%	0
TOTAL		0

## Q69 How many children do you have attending a district school?

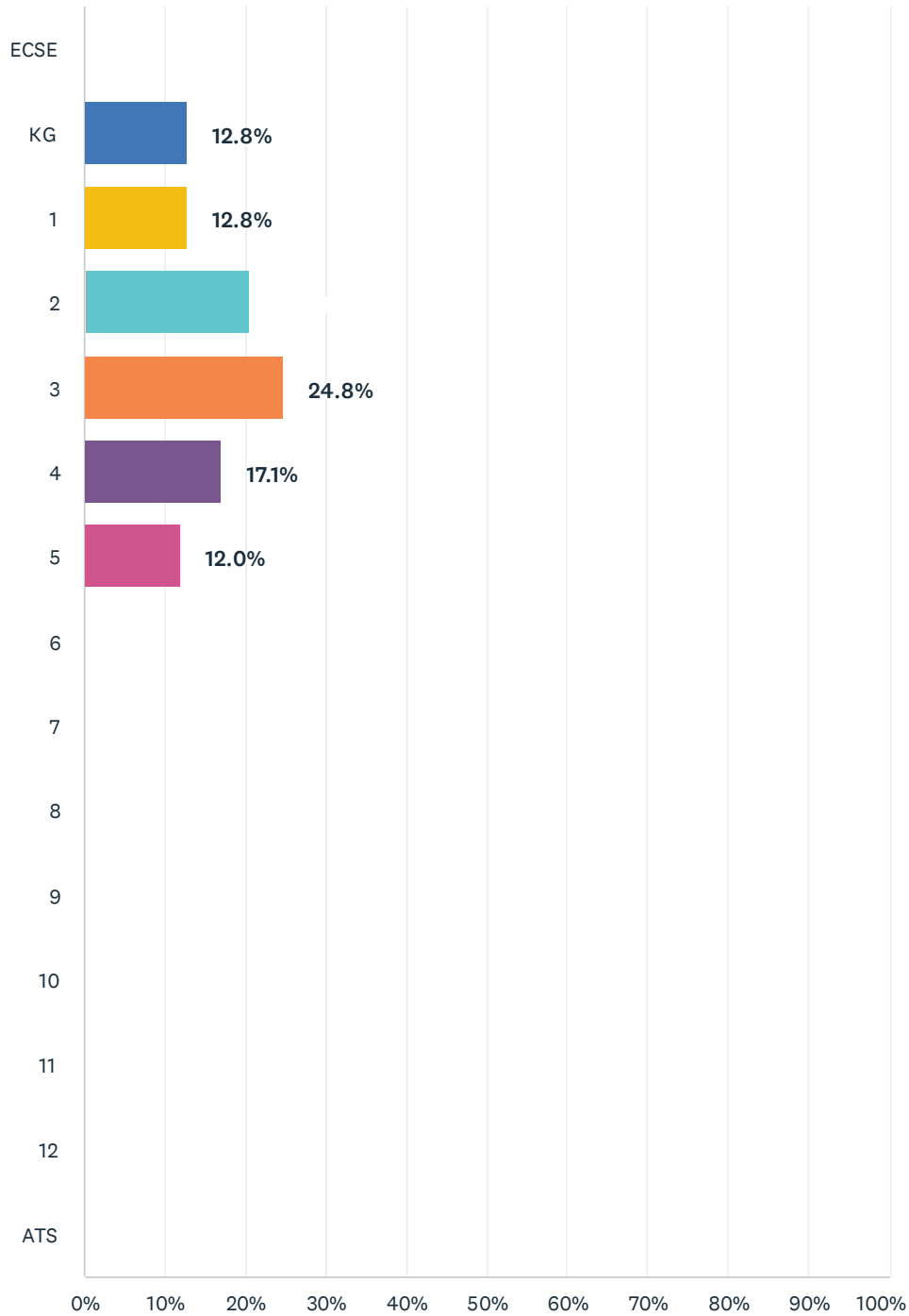
Answered: 118 Skipped: 54



ANSWER CHOICES		RESPONSES	
1		37.3%	44
2		49.2%	58
3		12.7%	15
4		0.8%	1
5 or more		0.0%	0
TOTAL			118

## Q70 Please indicate the grade level of the child for whom you are responding.

Answered: 117 Skipped: 55



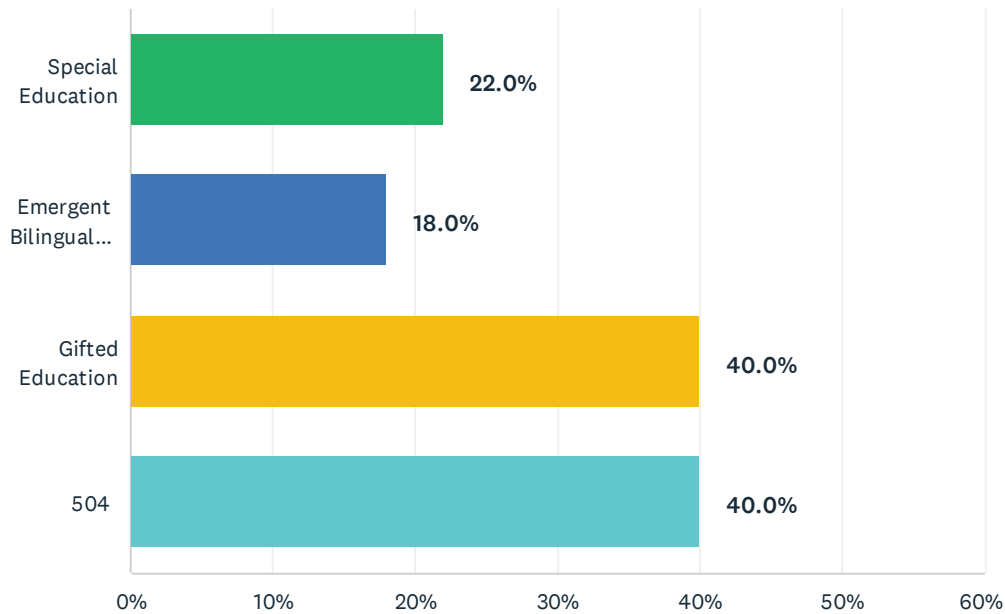


# Parent Climate Survey 2022

ANSWER CHOICES	RESPONSES	
ECSE	0.0%	0
KG	12.8%	15
1	12.8%	15
2	20.5%	24
3	24.8%	29
4	17.1%	20
5	12.0%	14
6	0.0%	0
7	0.0%	0
8	0.0%	0
9	0.0%	0
10	0.0%	0
11	0.0%	0
12	0.0%	0
ATS	0.0%	0
TOTAL		117

## Q71 Does your child receive any of the following services at this school?

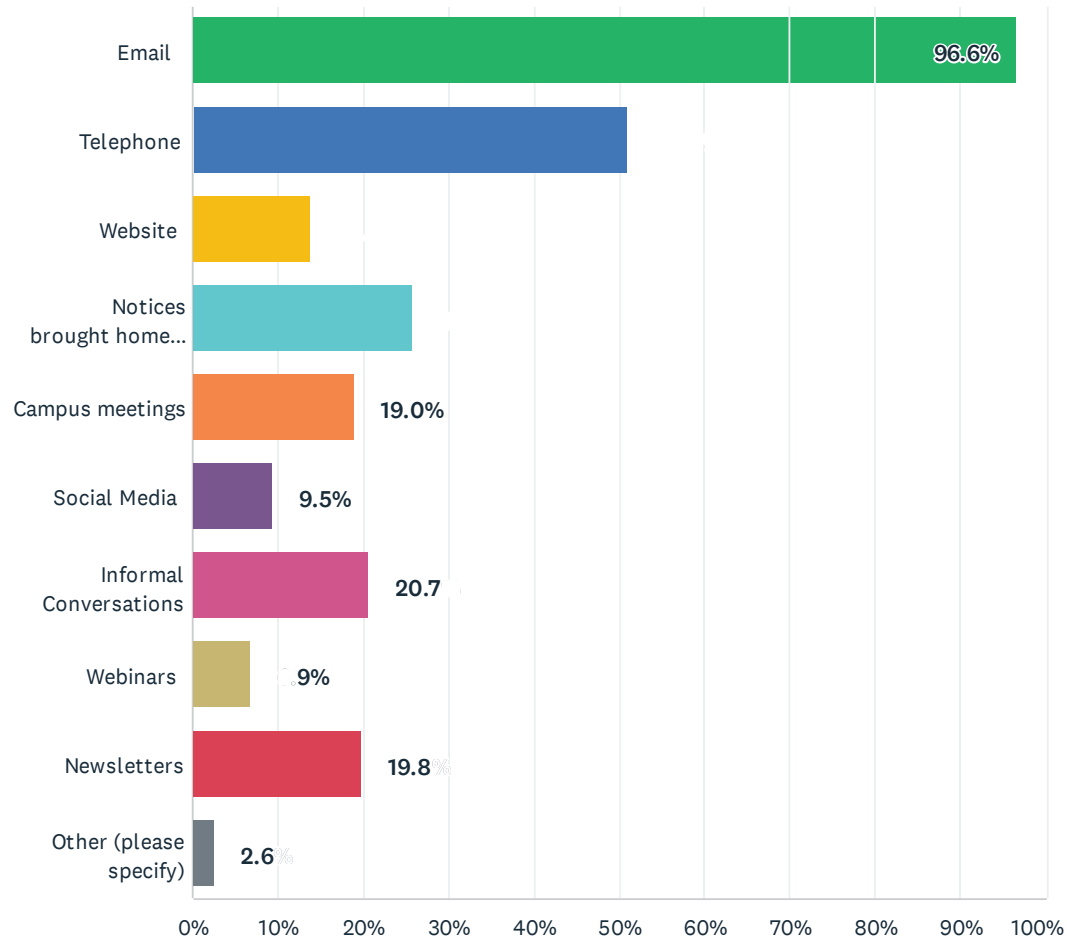
Answered: 50 Skipped: 122



ANSWER CHOICES	RESPONSES	
Special Education	22.0%	11
Emergent Bilingual (Formerly ELL)	18.0%	9
Gifted Education	40.0%	20
504	40.0%	20
Total Respondents: 50		

## Q72 What are the best ways for the school to communicate with you about your child's education?

Answered: 116 Skipped: 56

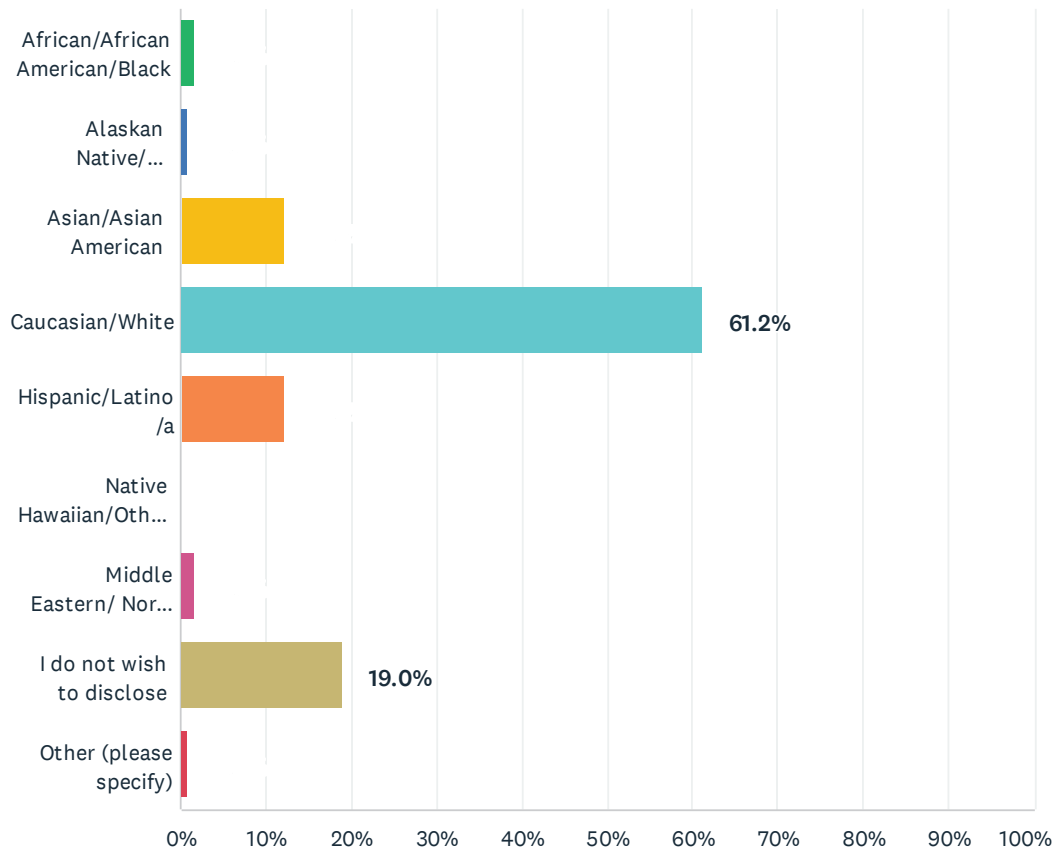


# Parent Climate Survey 2022

ANSWER CHOICES	RESPONSES	
Email	96.6%	112
Telephone	50.9%	59
Website	13.8%	16
Notices brought home by student	25.9%	30
Campus meetings	19.0%	22
Social Media	9.5%	11
Informal Conversations	20.7%	24
Webinars	6.9%	8
Newsletters	19.8%	23
Other (please specify)	2.6%	3
Total Respondents: 116		

## Q73 What is your race/ethnicity? (Check all that apply.)

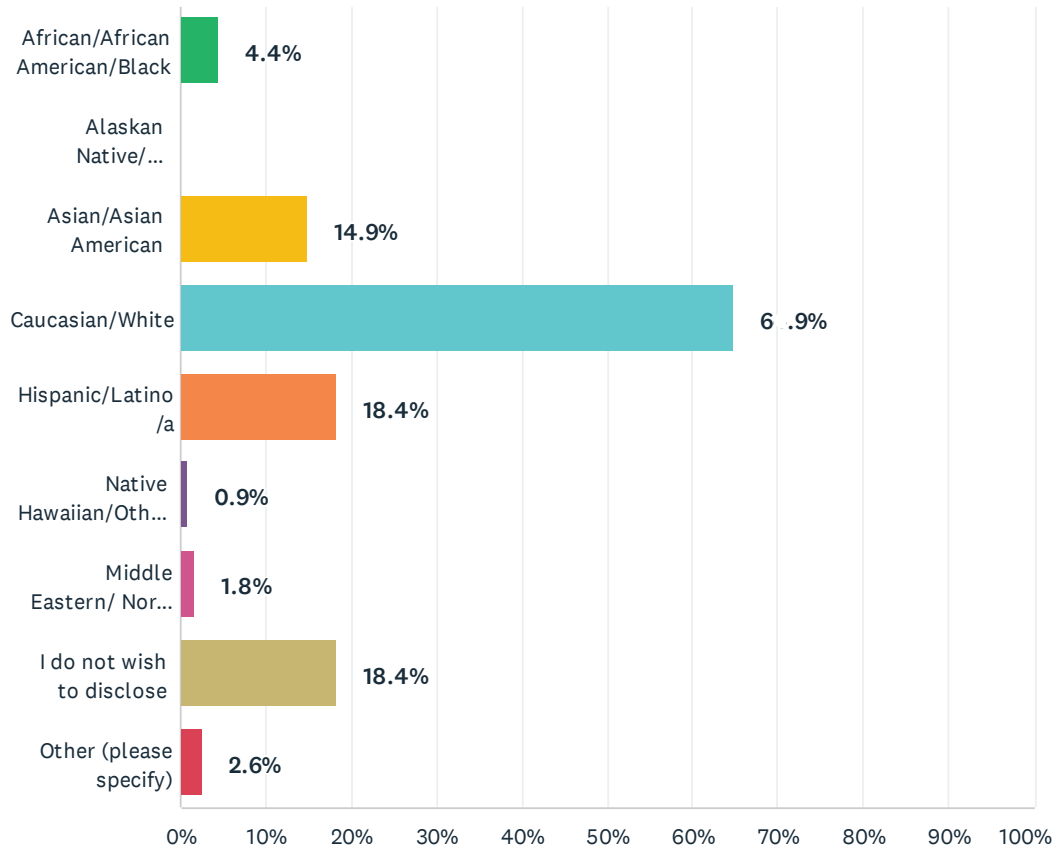
Answered: 116 Skipped: 56



ANSWER CHOICES	RESPONSES	
African/African American/Black	1.7%	2
Alaskan Native/ Indigenous/ Native American	0.9%	1
Asian/Asian American	12.1%	14
Caucasian/White	61.2%	71
Hispanic/Latino/a	12.1%	14
Native Hawaiian/Other Pacific Islander	0.0%	0
Middle Eastern/ North African	1.7%	2
I do not wish to disclose	19.0%	22
Other (please specify)	0.9%	1
Total Respondents: 116		

## Q74 What racial/ ethnic groups are represented in your immediate family? (Check all that apply.)

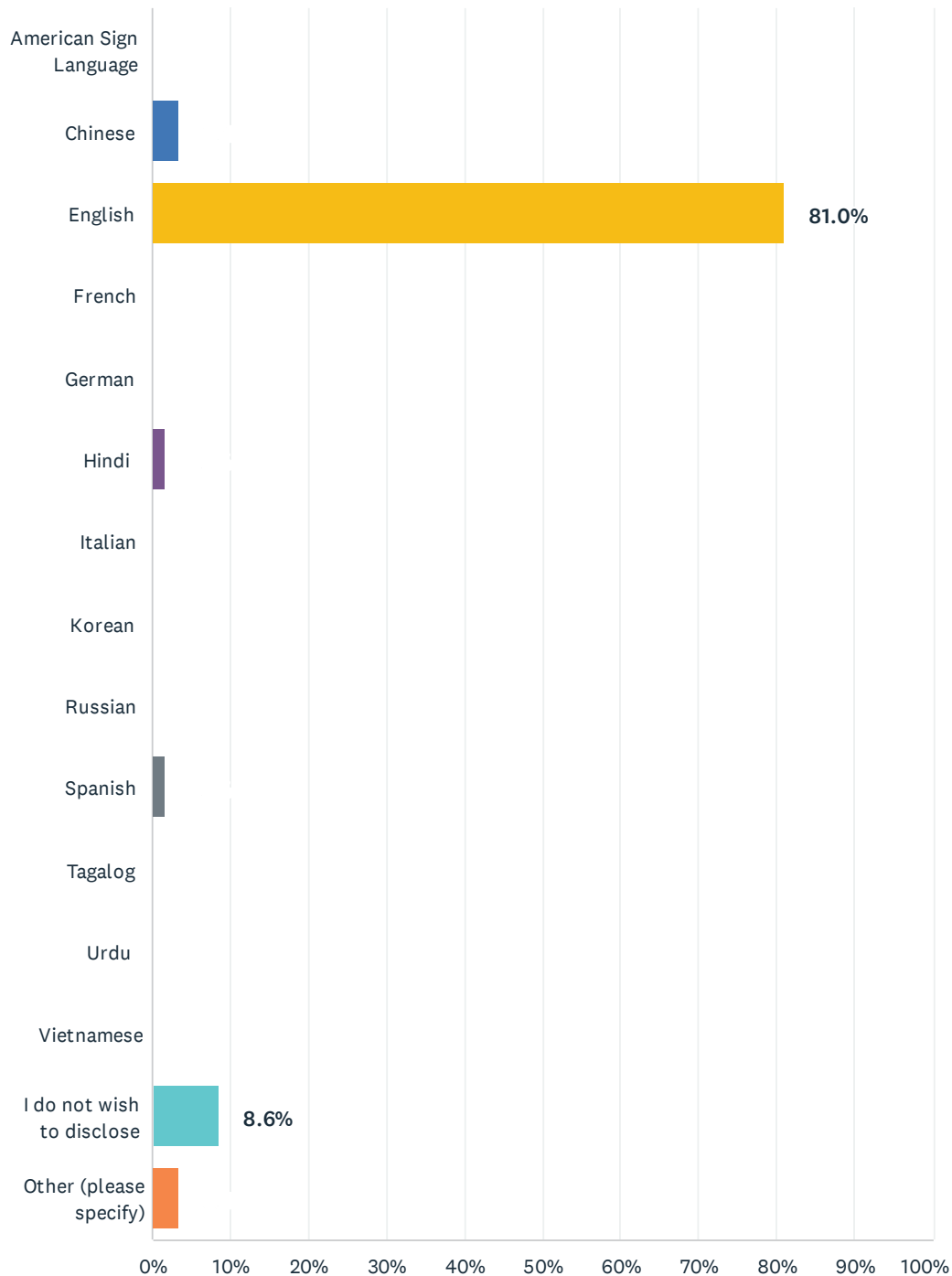
Answered: 114 Skipped: 58



ANSWER CHOICES	RESPONSES	
African/African American/Black	4.4%	5
Alaskan Native/ Indigenous/ Native American	0.0%	0
Asian/Asian American	14.9%	17
Caucasian/White	64.9%	74
Hispanic/Latino/a	18.4%	21
Native Hawaiian/Other Pacific Islander	0.9%	1
Middle Eastern/ North African	1.8%	2
I do not wish to disclose	18.4%	21
Other (please specify)	2.6%	3
Total Respondents: 114		

## Q75 What is the primary language spoken in your home?

Answered: 116 Skipped: 56



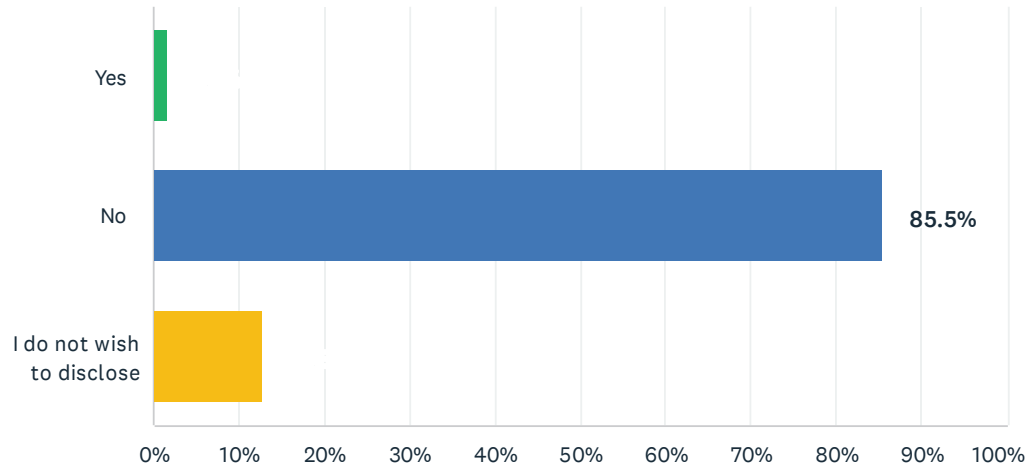
# Parent Climate Survey 2022

ANSWER CHOICES	RESPONSES	
American Sign Language	0.0%	0
Chinese	3.4%	4
English	81.0%	94
French	0.0%	0
German	0.0%	0
Hindi	1.7%	2
Italian	0.0%	0
Korean	0.0%	0
Russian	0.0%	0
Spanish	1.7%	2
Tagalog	0.0%	0
Urdu	0.0%	0
Vietnamese	0.0%	0
I do not wish to disclose	8.6%	10
Other (please specify)	3.4%	4
TOTAL		116



## Q76 Do you or a member of your immediate family identify as a member of the LGBTQ community?

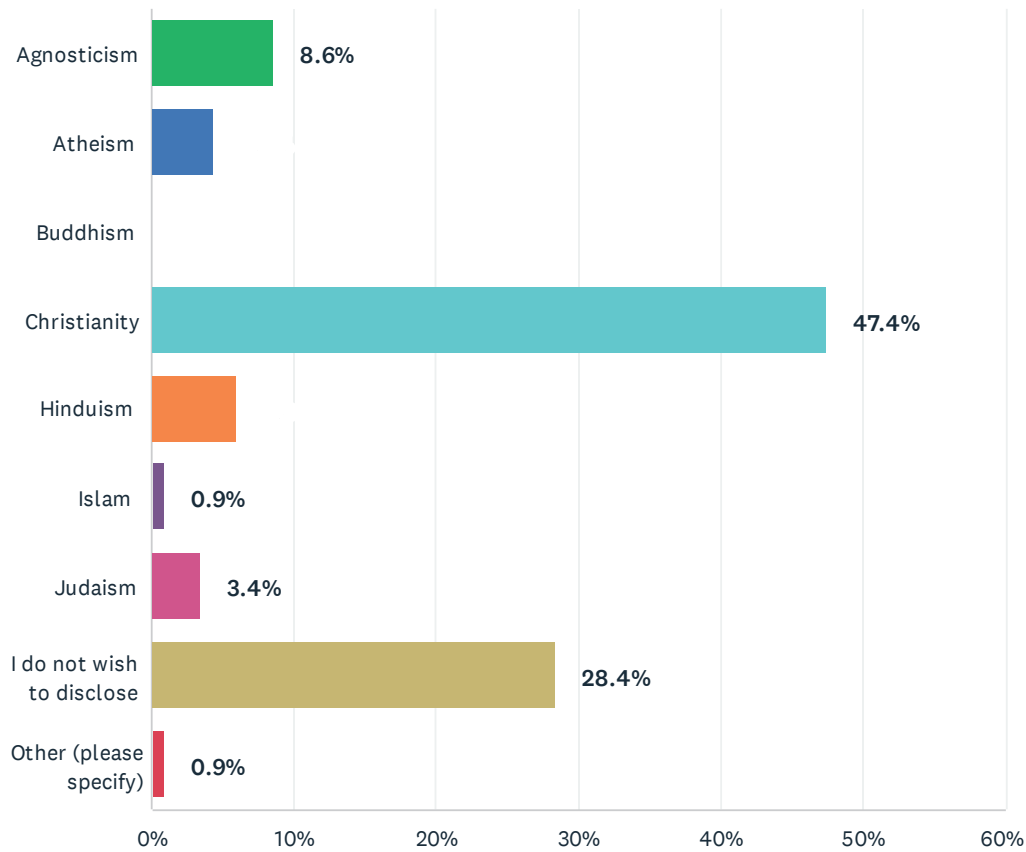
Answered: 117 Skipped: 55



ANSWER CHOICES	RESPONSES	
Yes	1.7%	2
No	85.5%	100
I do not wish to disclose	12.8%	15
TOTAL		117

## Q77 What is your religious affiliation?

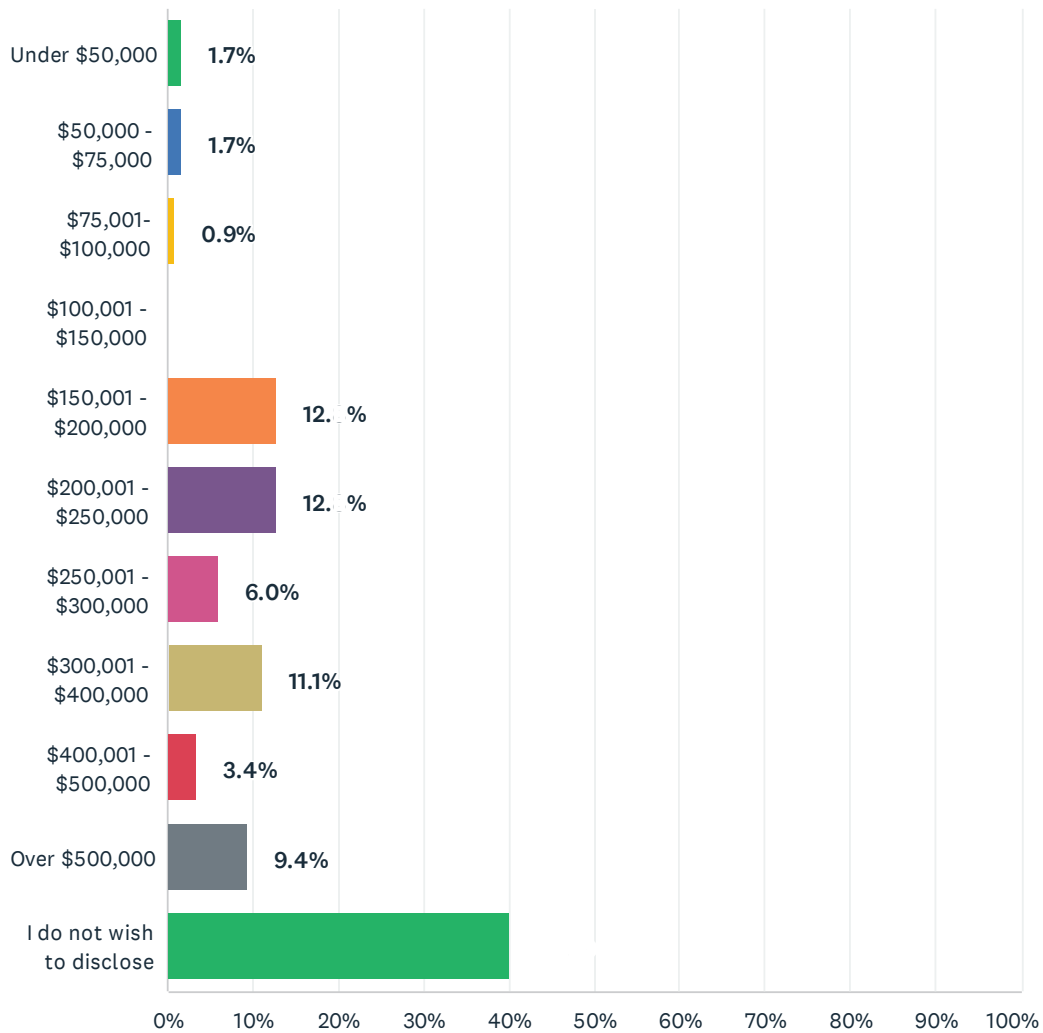
Answered: 116 Skipped: 56



ANSWER CHOICES	RESPONSES	
Agnosticism	8.6%	10
Atheism	4.3%	5
Buddhism	0.0%	0
Christianity	47.4%	55
Hinduism	6.0%	7
Islam	0.9%	1
Judaism	3.4%	4
I do not wish to disclose	28.4%	33
Other (please specify)	0.9%	1
TOTAL		116

## Q78 What is your total gross/pretax household income?

Answered: 117 Skipped: 55



# Parent Climate Survey 2022

ANSWER CHOICES	RESPONSES	
Under \$50,000	1.7%	2
\$50,000 - \$75,000	1.7%	2
\$75,001- \$100,000	0.9%	1
\$100,001 - \$150,000	0.0%	0
\$150,001 - \$200,000	12.8%	15
\$200,001 - \$250,000	12.8%	15
\$250,001 - \$300,000	6.0%	7
\$300,001 - \$400,000	11.1%	13
\$400,001 - \$500,000	3.4%	4
Over \$500,000	9.4%	11
I do not wish to disclose	40.2%	47
TOTAL		117