



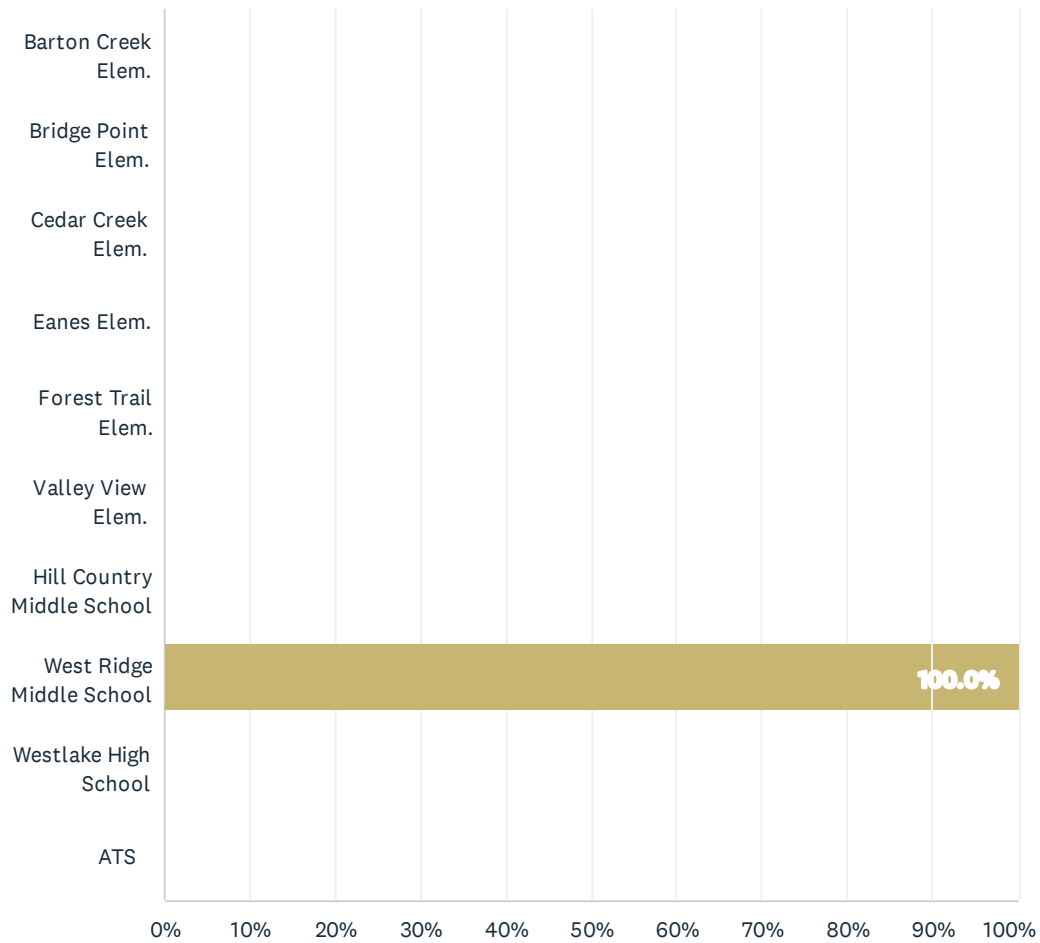
WEST RIDGE
MIDDLE SCHOOL

Parent Climate Survey November 2022

189 Total Responses

Q1 What school does your child attend?

Answered: 189 Skipped: 0

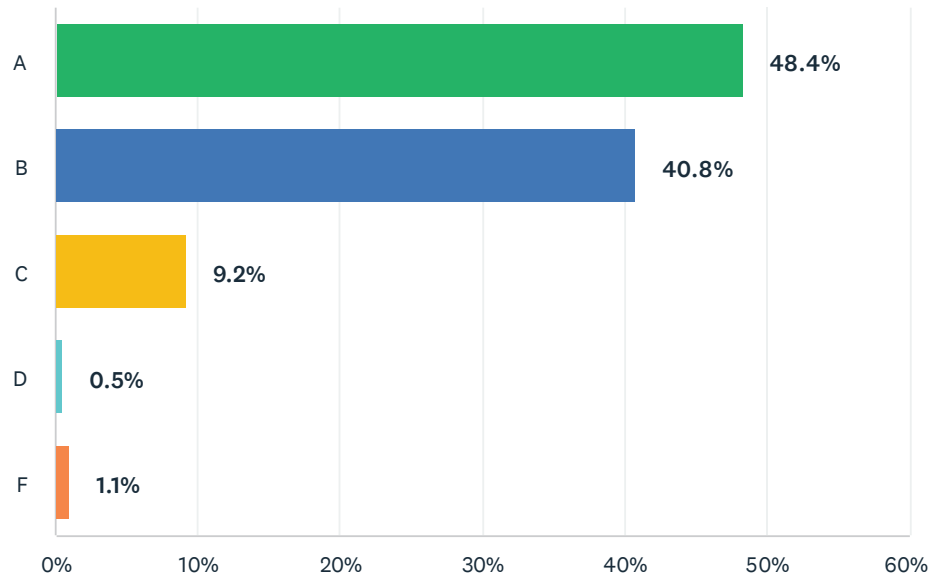


Parent Climate Survey 2022

ANSWER CHOICES	RESPONSES	
Barton Creek Elem.	0.0%	0
Bridge Point Elem.	0.0%	0
Cedar Creek Elem.	0.0%	0
Eanes Elem.	0.0%	0
Forest Trail Elem.	0.0%	0
Valley View Elem.	0.0%	0
Hill Country Middle School	0.0%	0
West Ridge Middle School	100.0%	189
Westlake High School	0.0%	0
ATS	0.0%	0
TOTAL		189

Q2 What grade would you give {{ Q1 }} for how well it is educating your child? Please tell us what rating you would give the quality of your child's school. On this scale, "A" represents outstanding, "C" is average and "F" is failing.

Answered: 184 Skipped: 5



ANSWER CHOICES	RESPONSES	
A	48.4%	89
B	40.8%	75
C	9.2%	17
D	0.5%	1
F	1.1%	2
TOTAL		184

Q3 What are we doing well?

Answered: 61 Skipped: 128

Due to the personal and identifiable information the open-ended survey comments contain, we will not share them publicly. Instead, we are sharing the predetermined responses that provide quantifiable data that allows for easier analysis and comparison.

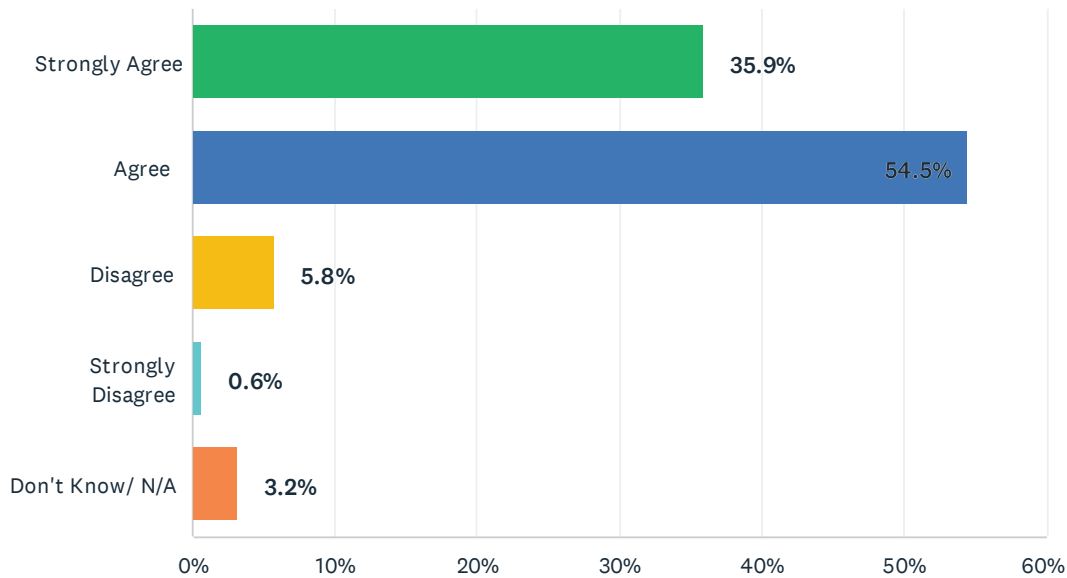
Q4 What we can do to improve?

Answered: 65 Skipped: 124

Due to the personal and identifiable information the open-ended survey comments contain, we will not share them publicly. Instead, we are sharing the predetermined responses that provide quantifiable data that allows for easier analysis and comparison.

Q5 My child is being prepared to do well in the next grade level.

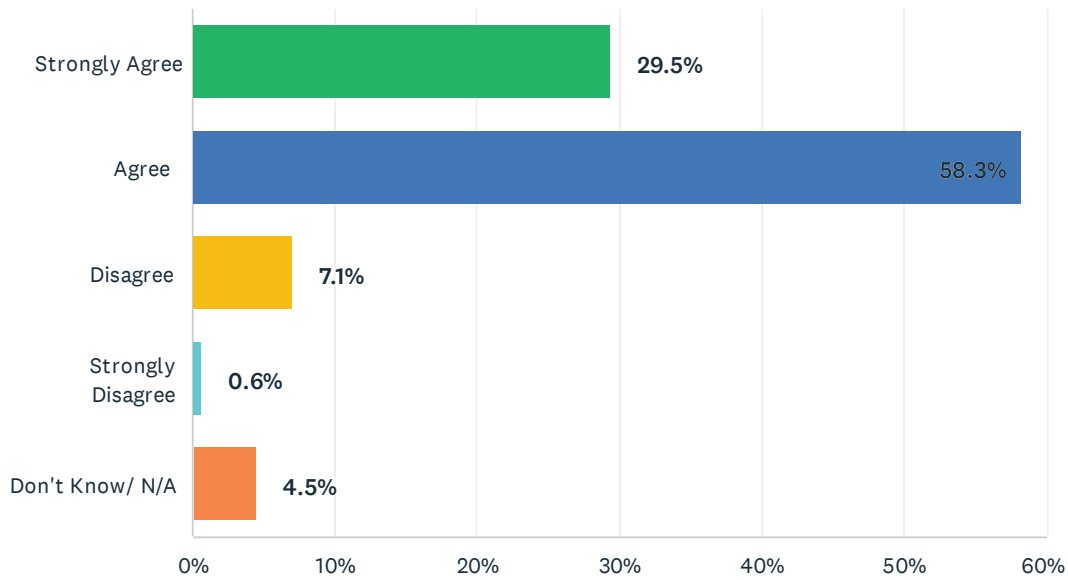
Answered: 156 Skipped: 33



ANSWER CHOICES	RESPONSES	
Strongly Agree	35.9%	56
Agree	54.5%	85
Disagree	5.8%	9
Strongly Disagree	0.6%	1
Don't Know/ N/A	3.2%	5
TOTAL		156

Q6 My child is receiving effective instruction.

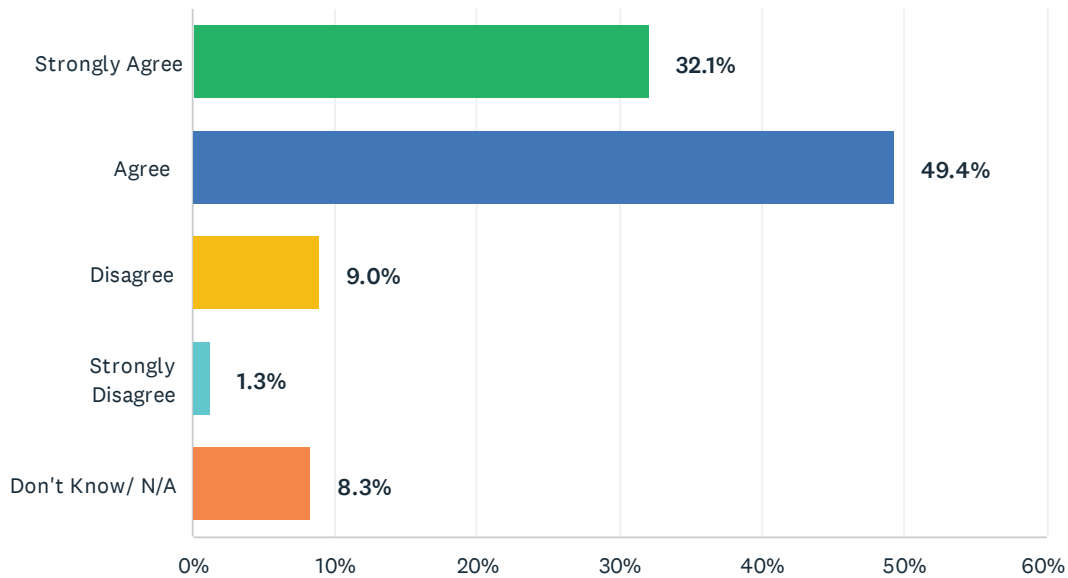
Answered: 156 Skipped: 33



ANSWER CHOICES	RESPONSES	
Strongly Agree	29.5%	46
Agree	58.3%	91
Disagree	7.1%	11
Strongly Disagree	0.6%	1
Don't Know/ N/A	4.5%	7
TOTAL		156

Q7 Teachers set high expectations for my child's learning.

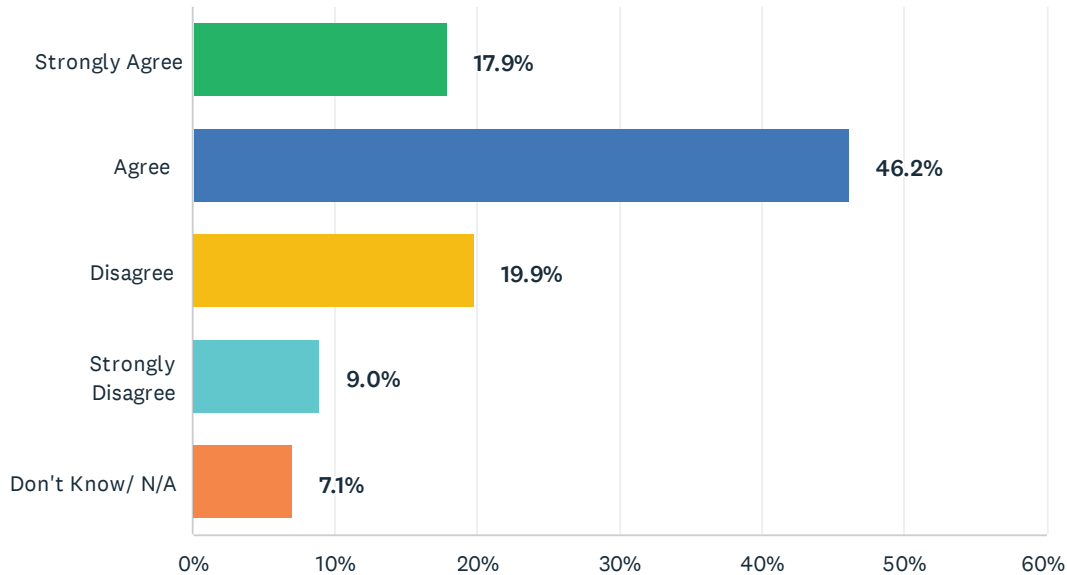
Answered: 156 Skipped: 33



ANSWER CHOICES	RESPONSES	
Strongly Agree	32.1%	50
Agree	49.4%	77
Disagree	9.0%	14
Strongly Disagree	1.3%	2
Don't Know/ N/A	8.3%	13
TOTAL		156

Q8 Teachers give me useful information about how to help my child do well in school.

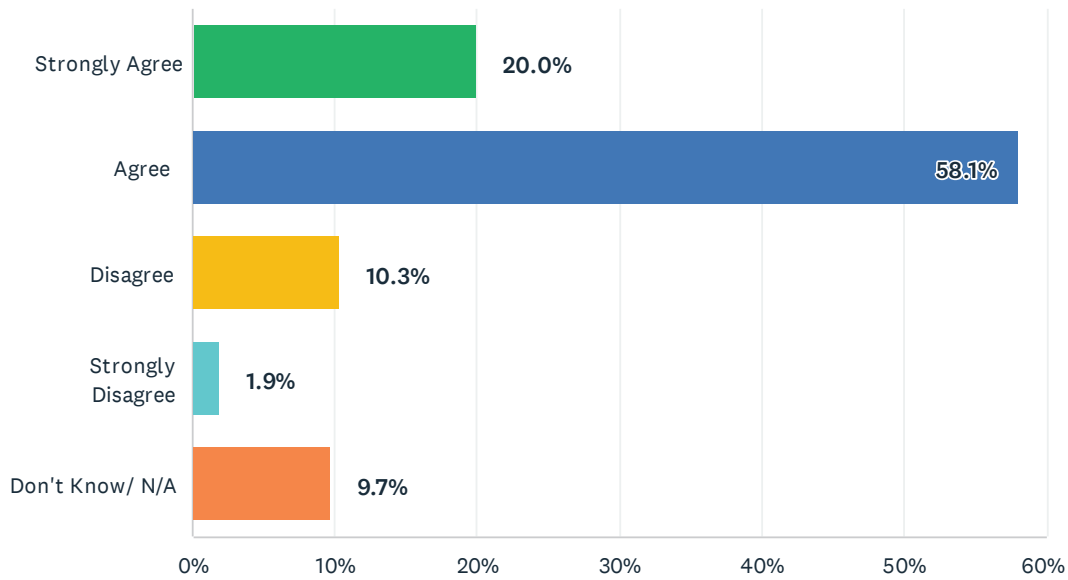
Answered: 156 Skipped: 33



ANSWER CHOICES	RESPONSES	
Strongly Agree	17.9%	28
Agree	46.2%	72
Disagree	19.9%	31
Strongly Disagree	9.0%	14
Don't Know/ N/A	7.1%	11
TOTAL		156

Q9 Classroom activities keep my child engaged in learning.

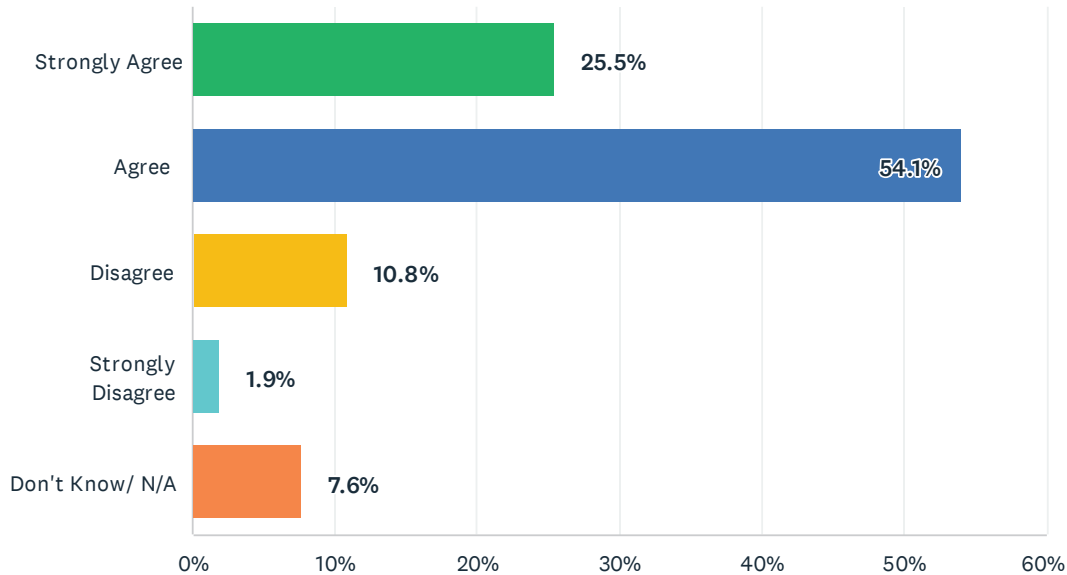
Answered: 155 Skipped: 34



ANSWER CHOICES	RESPONSES	
Strongly Agree	20.0%	31
Agree	58.1%	90
Disagree	10.3%	16
Strongly Disagree	1.9%	3
Don't Know/ N/A	9.7%	15
TOTAL		155

Q10 My child has opportunities to participate in and appreciate a diverse curriculum that is representative of a wide range of experiences.

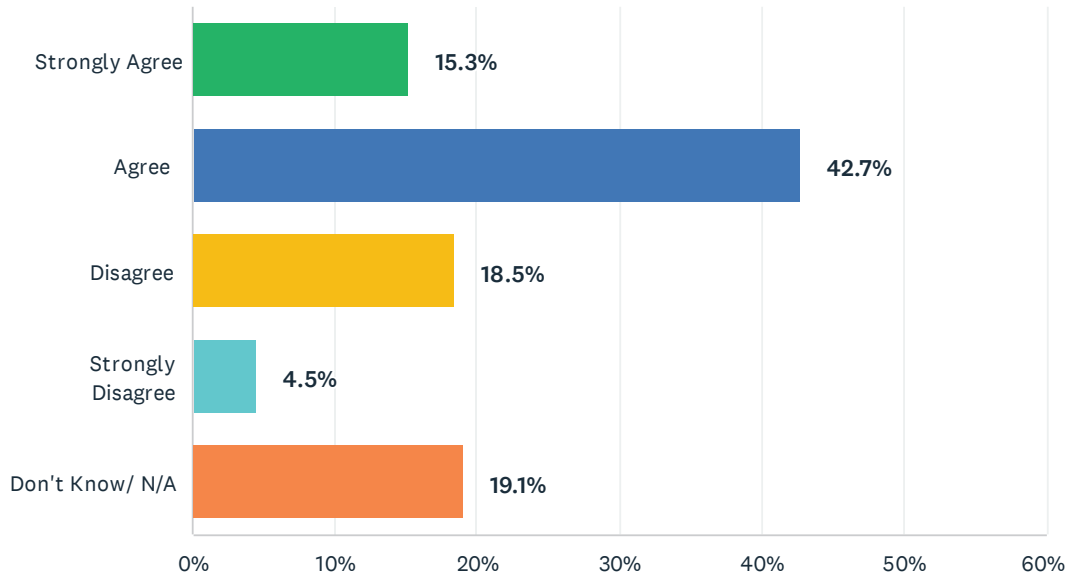
Answered: 157 Skipped: 32



ANSWER CHOICES	RESPONSES	
Strongly Agree	25.5%	40
Agree	54.1%	85
Disagree	10.8%	17
Strongly Disagree	1.9%	3
Don't Know/ N/A	7.6%	12
TOTAL		157

Q11 The feedback teachers provide on tests and quizzes helps my child to learn.

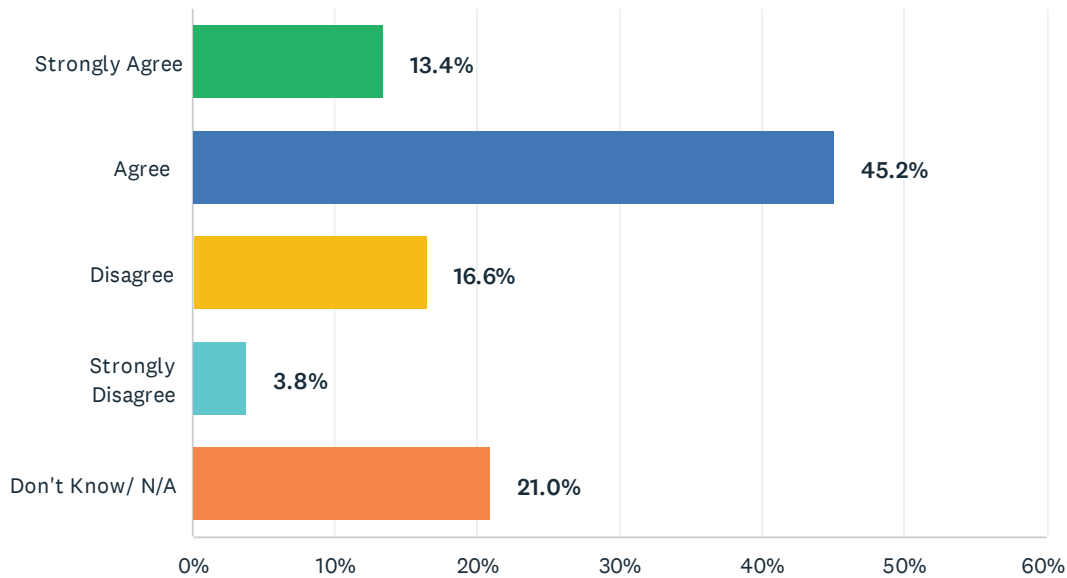
Answered: 157 Skipped: 32



ANSWER CHOICES	RESPONSES	
Strongly Agree	15.3%	24
Agree	42.7%	67
Disagree	18.5%	29
Strongly Disagree	4.5%	7
Don't Know/ N/A	19.1%	30
TOTAL		157

Q12 The feedback teachers provide on homework helps my child to learn.

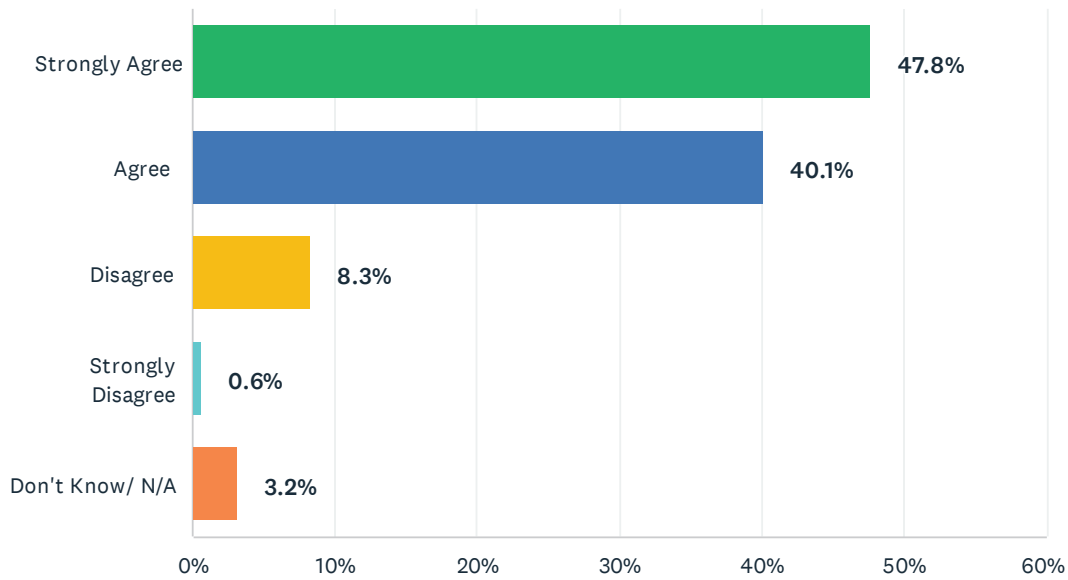
Answered: 157 Skipped: 32



ANSWER CHOICES	RESPONSES	
Strongly Agree	13.4%	21
Agree	45.2%	71
Disagree	16.6%	26
Strongly Disagree	3.8%	6
Don't Know/ N/A	21.0%	33
TOTAL		157

Q13 I make sure my child does his or her homework every night.

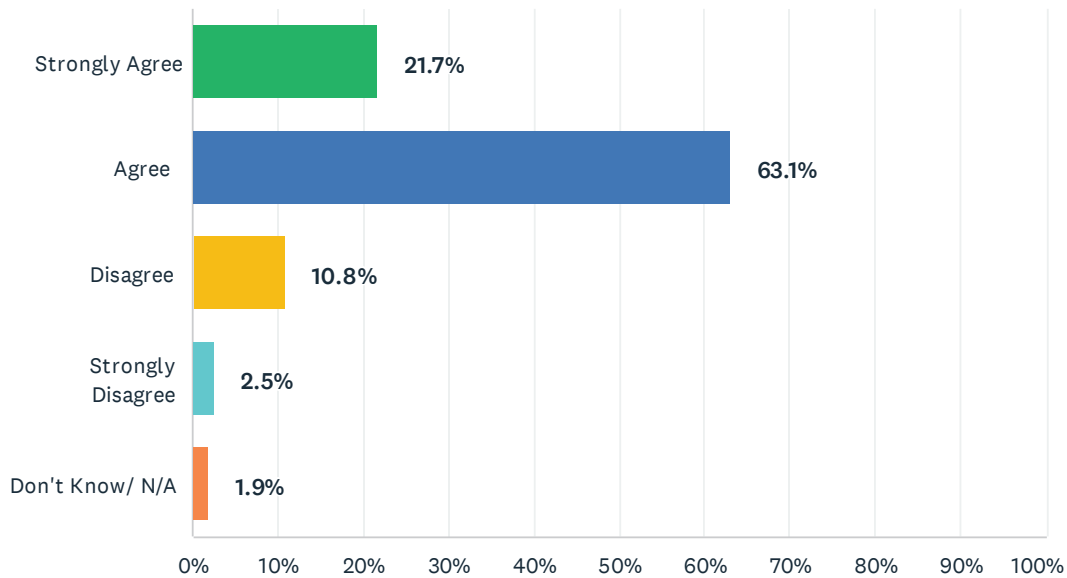
Answered: 157 Skipped: 32



ANSWER CHOICES	RESPONSES	
Strongly Agree	47.8%	75
Agree	40.1%	63
Disagree	8.3%	13
Strongly Disagree	0.6%	1
Don't Know/ N/A	3.2%	5
TOTAL		157

Q14 The amount of homework my child receives is usually appropriate.

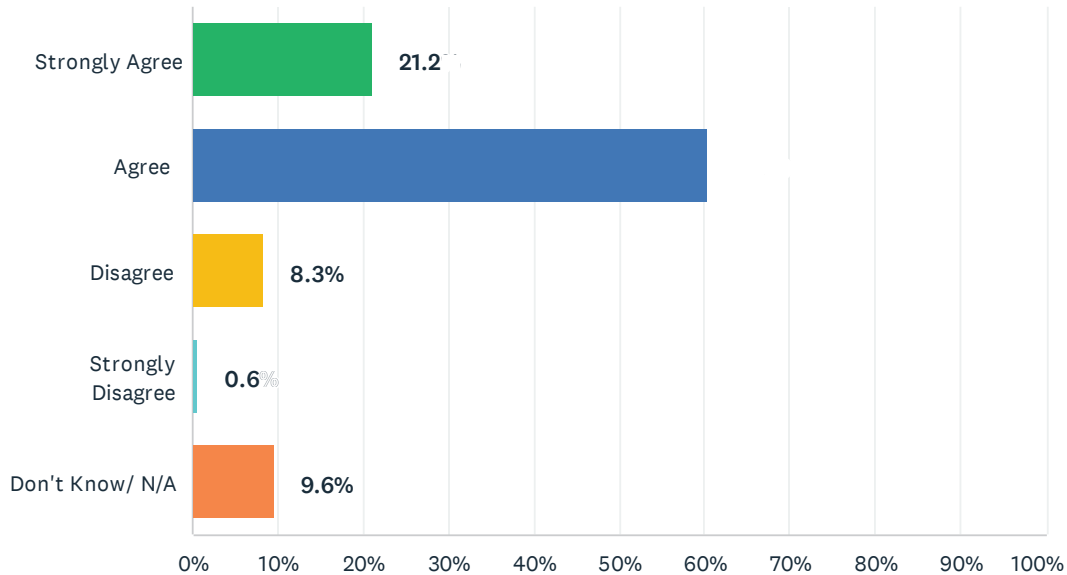
Answered: 157 Skipped: 32



ANSWER CHOICES	RESPONSES	
Strongly Agree	21.7%	34
Agree	63.1%	99
Disagree	10.8%	17
Strongly Disagree	2.5%	4
Don't Know/ N/A	1.9%	3
TOTAL		157

Q15 The homework my child receives usually helps provide appropriate practice and helps reinforce what he/she is learning.

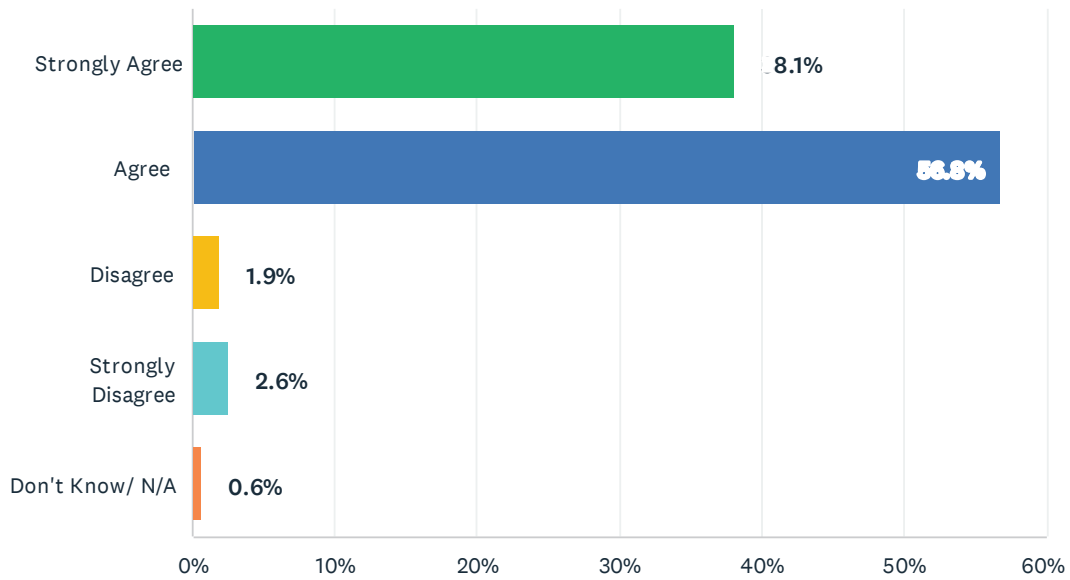
Answered: 156 Skipped: 33



ANSWER CHOICES	RESPONSES	
Strongly Agree	21.2%	33
Agree	60.3%	94
Disagree	8.3%	13
Strongly Disagree	0.6%	1
Don't Know/ N/A	9.6%	15
TOTAL		156

Q16 My child likes his/her school.

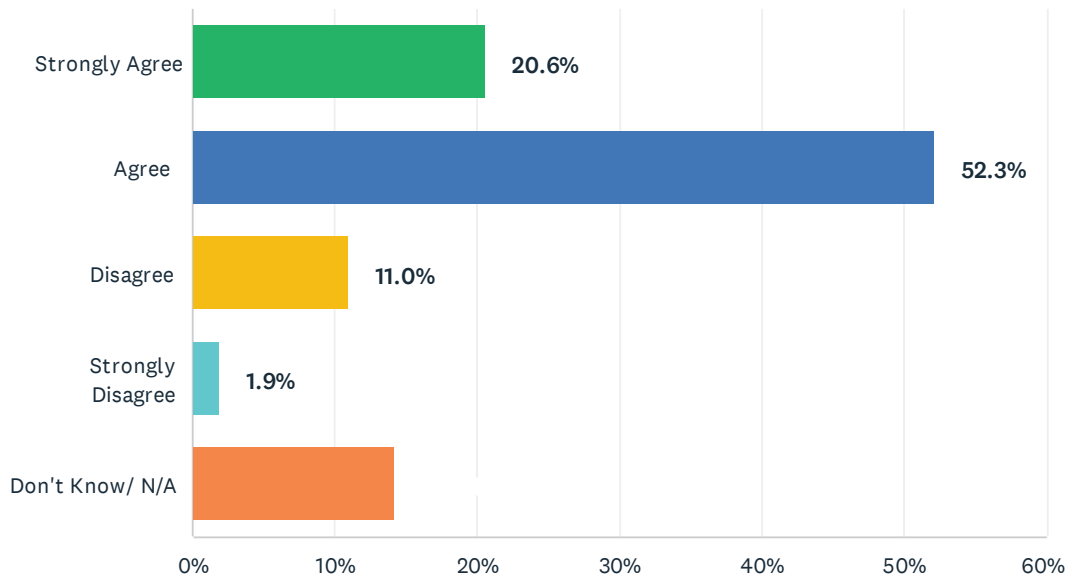
Answered: 155 Skipped: 34



ANSWER CHOICES	RESPONSES	
Strongly Agree	38.1%	59
Agree	56.8%	88
Disagree	1.9%	3
Strongly Disagree	2.6%	4
Don't Know/ N/A	0.6%	1
TOTAL		155

Q17 My child's teachers know him/her as an individual.

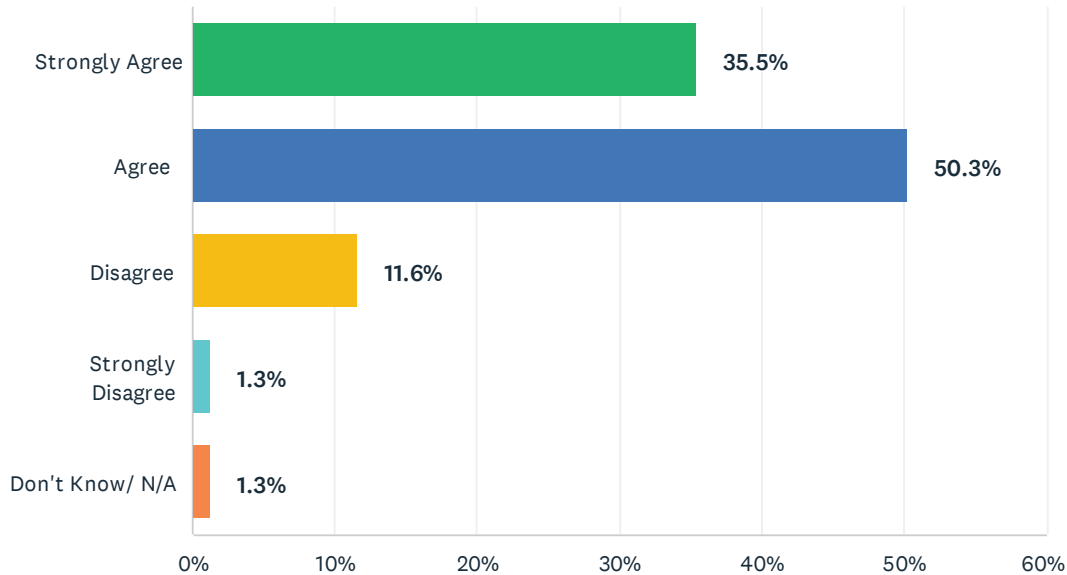
Answered: 155 Skipped: 34



ANSWER CHOICES	RESPONSES	
Strongly Agree	20.6%	32
Agree	52.3%	81
Disagree	11.0%	17
Strongly Disagree	1.9%	3
Don't Know/ N/A	14.2%	22
TOTAL		155

Q18 My child takes an interest in the activities (student clubs, sports, field trips, etc.) offered at this school.

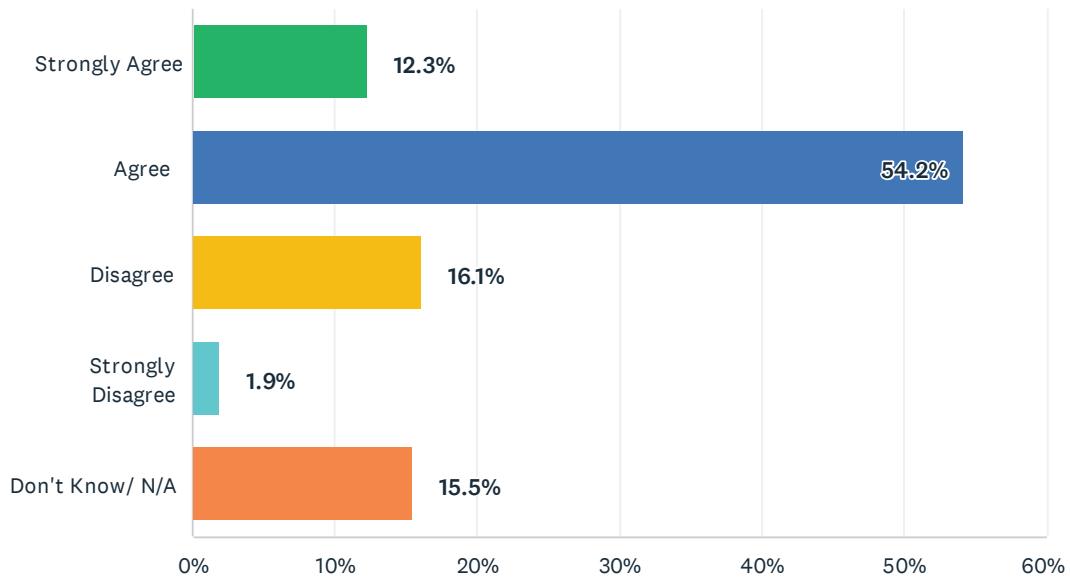
Answered: 155 Skipped: 34



ANSWER CHOICES	RESPONSES	
Strongly Agree	35.5%	55
Agree	50.3%	78
Disagree	11.6%	18
Strongly Disagree	1.3%	2
Don't Know/ N/A	1.3%	2
TOTAL		155

Q19 My child is recognized for his/her efforts.

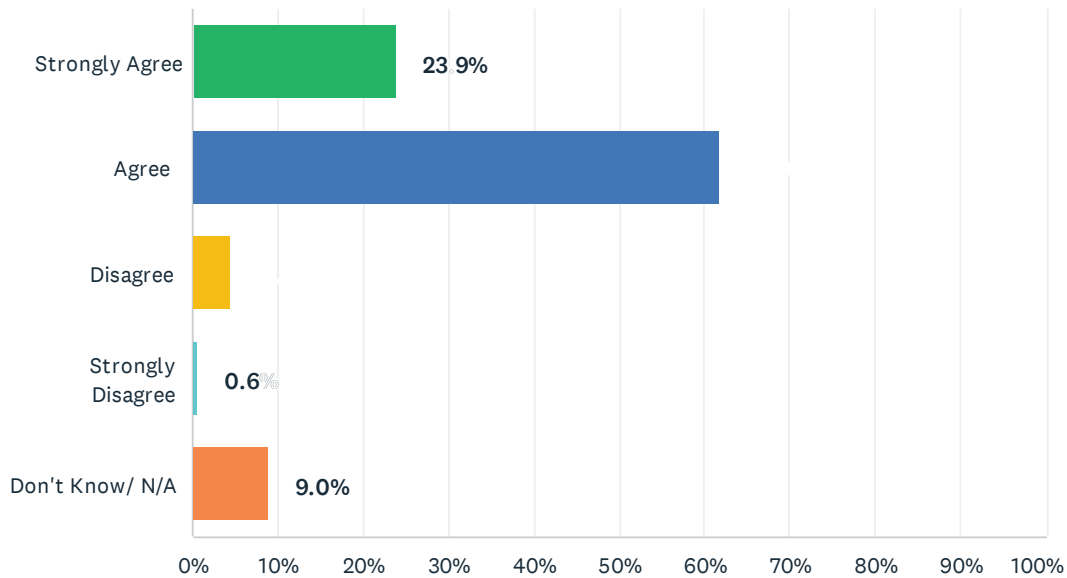
Answered: 155 Skipped: 34



ANSWER CHOICES	RESPONSES	
Strongly Agree	12.3%	19
Agree	54.2%	84
Disagree	16.1%	25
Strongly Disagree	1.9%	3
Don't Know/ N/A	15.5%	24
TOTAL		155

Q20 My child is provided opportunities to collaborate with other students.

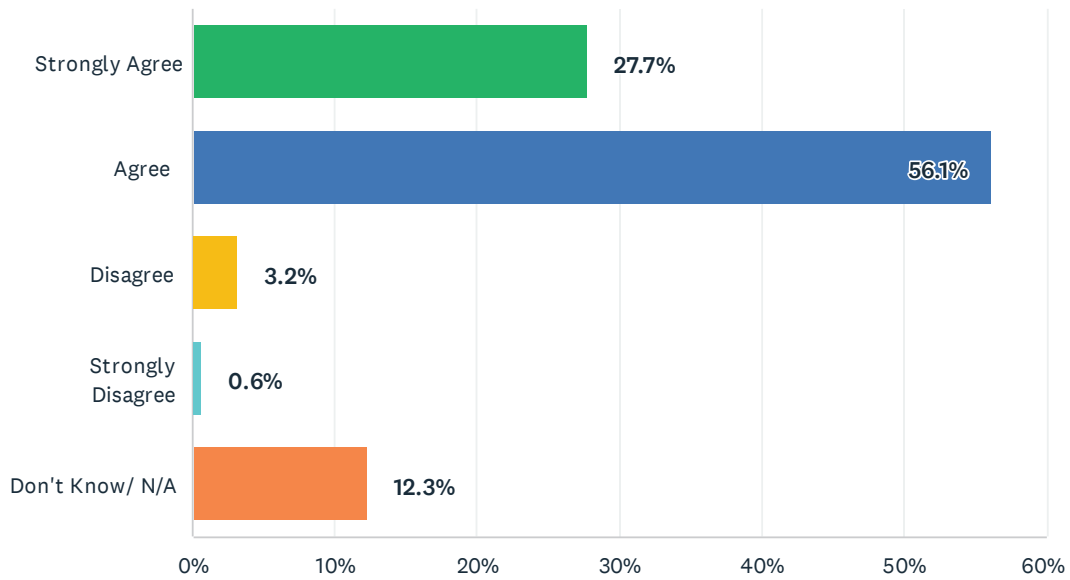
Answered: 155 Skipped: 34



ANSWER CHOICES	RESPONSES	
Strongly Agree	23.9%	37
Agree	61.9%	96
Disagree	4.5%	7
Strongly Disagree	0.6%	1
Don't Know/ N/A	9.0%	14
TOTAL		155

Q21 My child is encouraged to do his/her best.

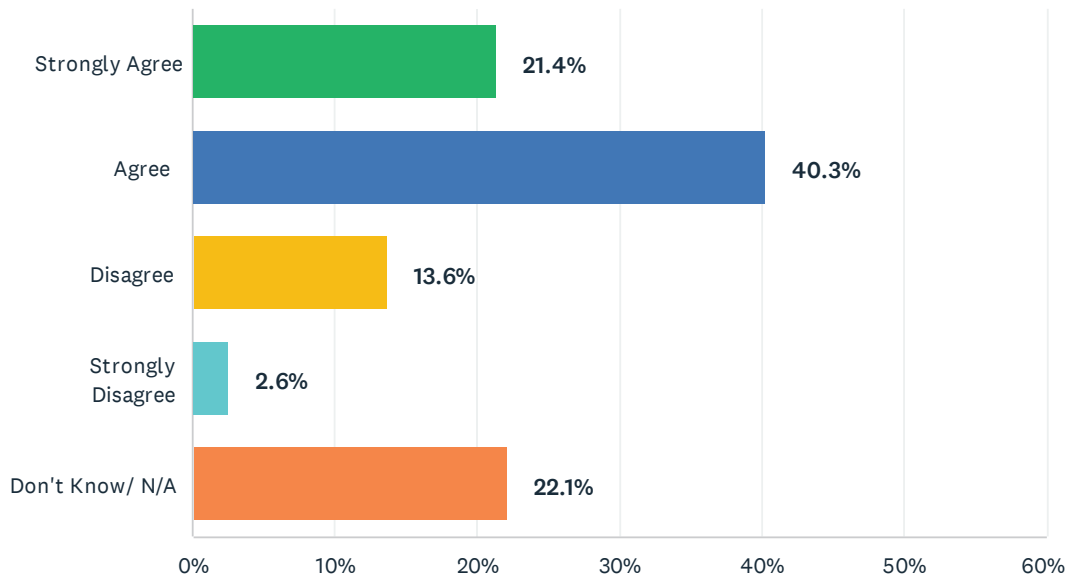
Answered: 155 Skipped: 34



ANSWER CHOICES	RESPONSES	
Strongly Agree	27.7%	43
Agree	56.1%	87
Disagree	3.2%	5
Strongly Disagree	0.6%	1
Don't Know/ N/A	12.3%	19
TOTAL		155

Q22 My child is provided individual attention when needed.

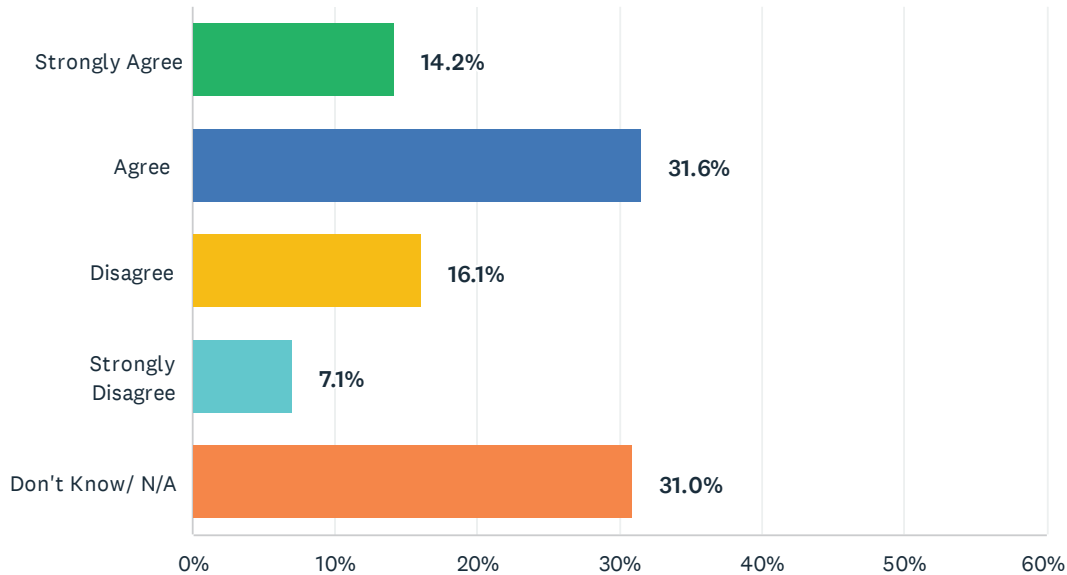
Answered: 154 Skipped: 35



ANSWER CHOICES	RESPONSES	
Strongly Agree	21.4%	33
Agree	40.3%	62
Disagree	13.6%	21
Strongly Disagree	2.6%	4
Don't Know/ N/A	22.1%	34
TOTAL		154

Q23 My child's teachers contact me when my child needs additional support.

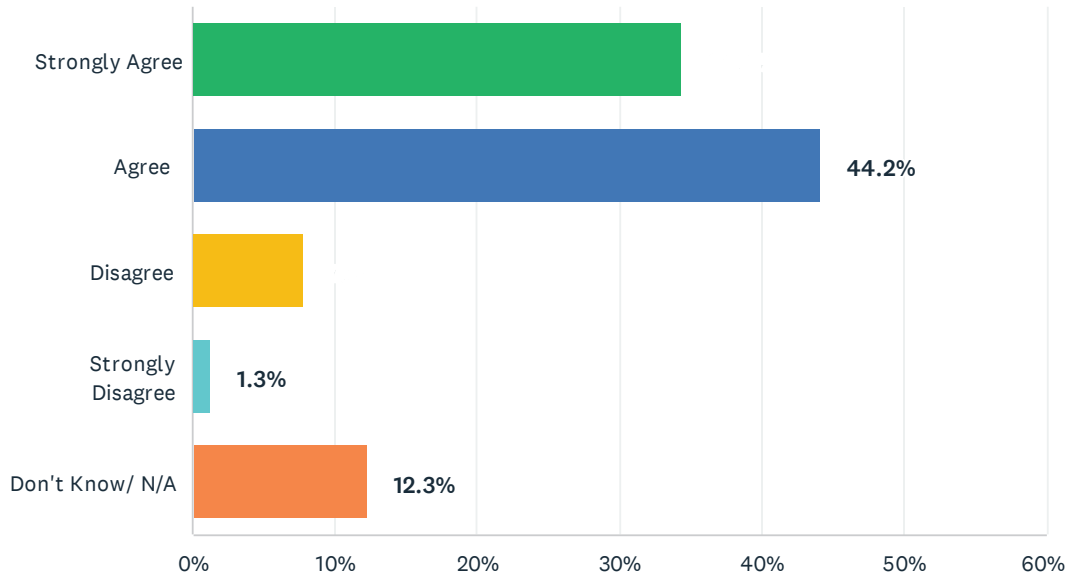
Answered: 155 Skipped: 34



ANSWER CHOICES	RESPONSES	
Strongly Agree	14.2%	22
Agree	31.6%	49
Disagree	16.1%	25
Strongly Disagree	7.1%	11
Don't Know/ N/A	31.0%	48
TOTAL		155

Q24 My child is treated fairly regardless of his/her background or differences.

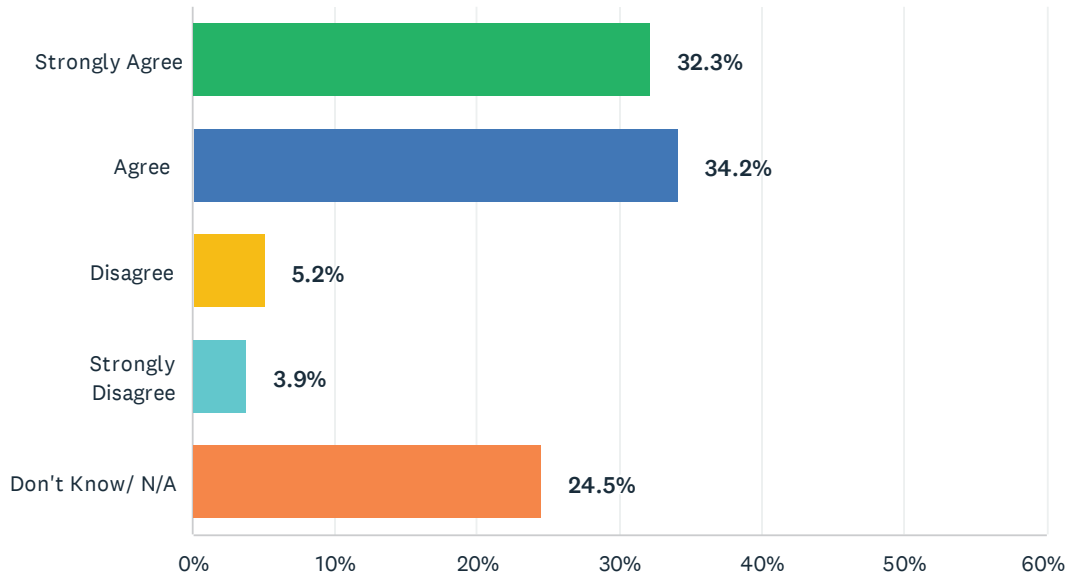
Answered: 154 Skipped: 35



ANSWER CHOICES	RESPONSES	
Strongly Agree	34.4%	53
Agree	44.2%	68
Disagree	7.8%	12
Strongly Disagree	1.3%	2
Don't Know/ N/A	12.3%	19
TOTAL		154

Q25 Students at my child's school are treated fairly regardless of their backgrounds and differences.

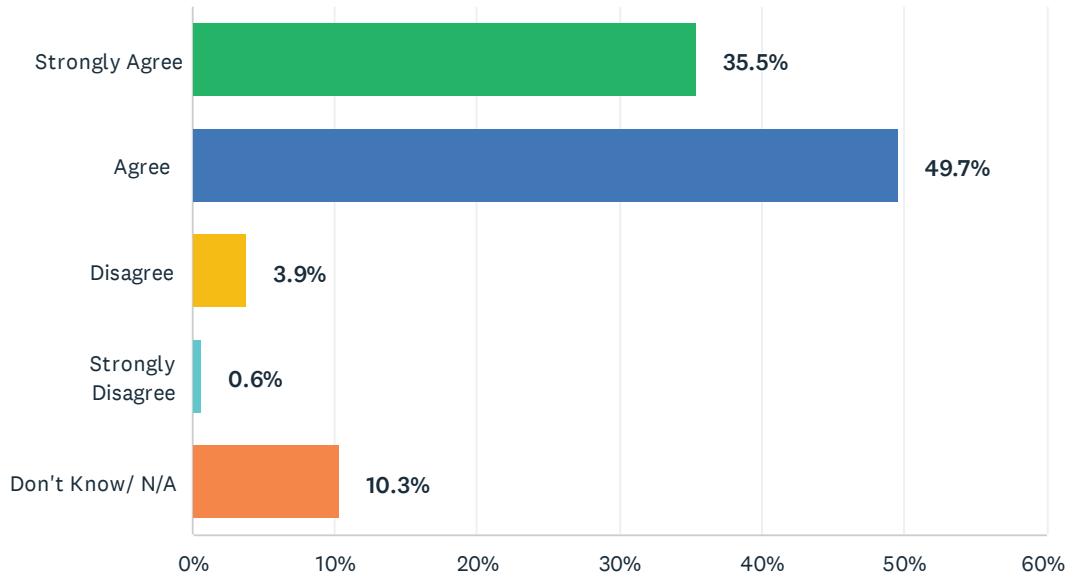
Answered: 155 Skipped: 34



ANSWER CHOICES	RESPONSES	
Strongly Agree	32.3%	50
Agree	34.2%	53
Disagree	5.2%	8
Strongly Disagree	3.9%	6
Don't Know/ N/A	24.5%	38
TOTAL		155

Q26 There is a teacher, counselor or other staff member at school to whom my child can go for help with a school problem.

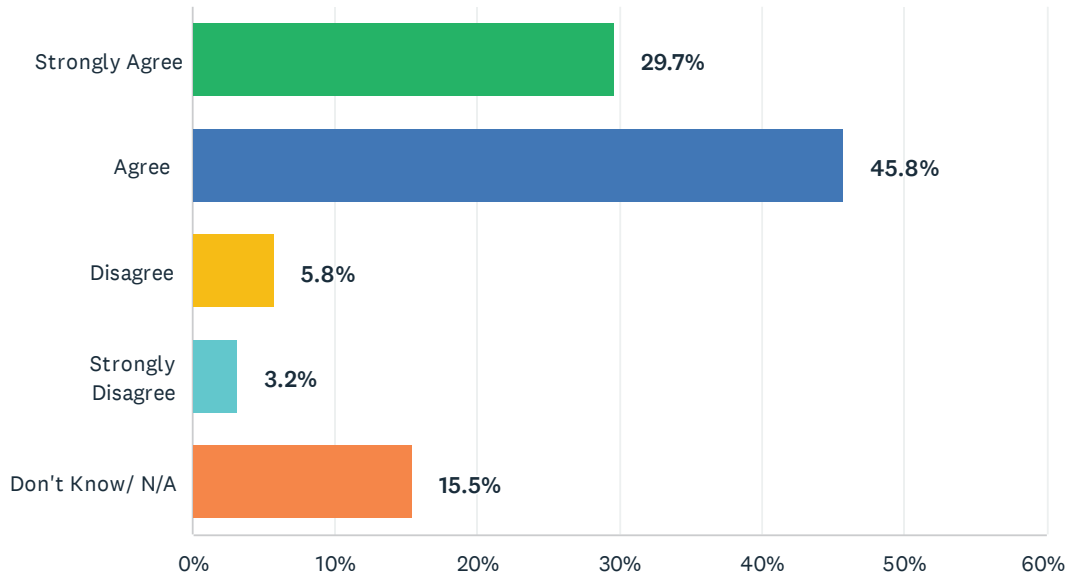
Answered: 155 Skipped: 34



ANSWER CHOICES	RESPONSES	
Strongly Agree	35.5%	55
Agree	49.7%	77
Disagree	3.9%	6
Strongly Disagree	0.6%	1
Don't Know/ N/A	10.3%	16
TOTAL		155

Q27 There is a teacher, counselor or other staff member at school to whom my child can go to for help with a personal problem.

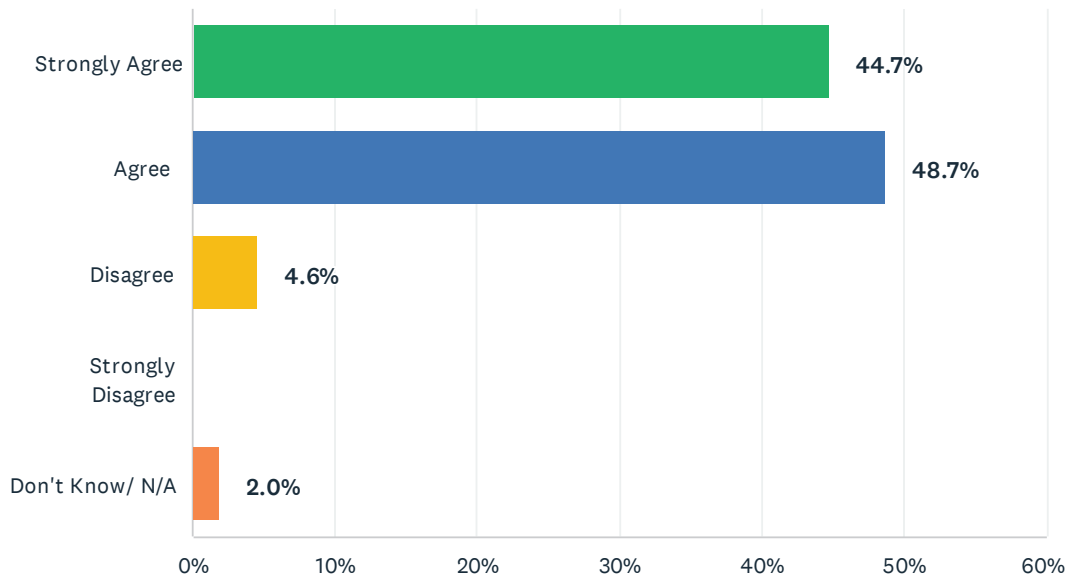
Answered: 155 Skipped: 34



ANSWER CHOICES	RESPONSES	
Strongly Agree	29.7%	46
Agree	45.8%	71
Disagree	5.8%	9
Strongly Disagree	3.2%	5
Don't Know/ N/A	15.5%	24
TOTAL		155

Q28 The campus leadership is effective.

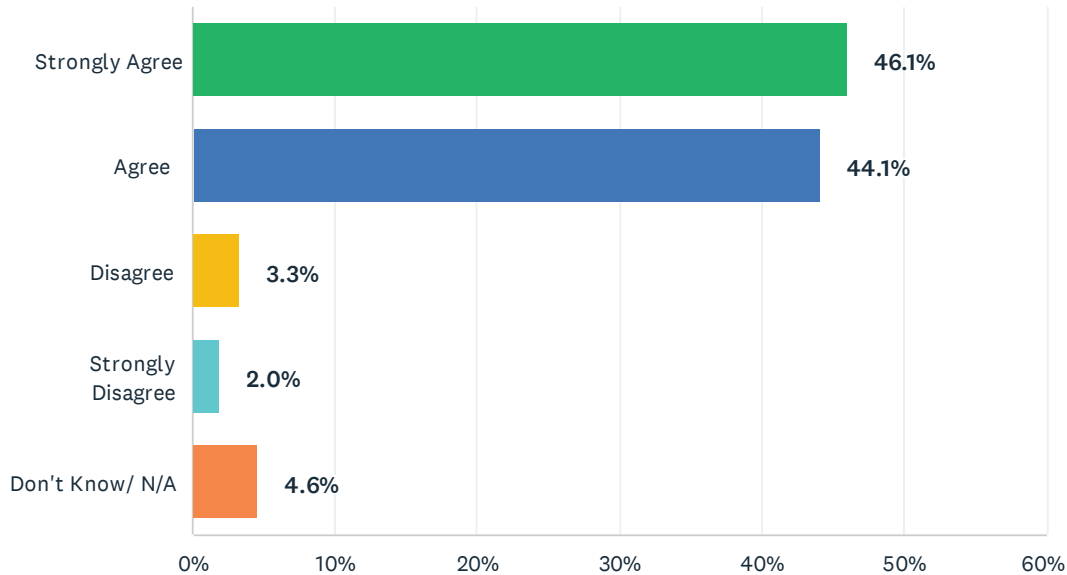
Answered: 152 Skipped: 37



ANSWER CHOICES	RESPONSES	
Strongly Agree	44.7%	68
Agree	48.7%	74
Disagree	4.6%	7
Strongly Disagree	0.0%	0
Don't Know/ N/A	2.0%	3
TOTAL		152

Q29 The campus leadership makes decisions that are in the best interest of the students.

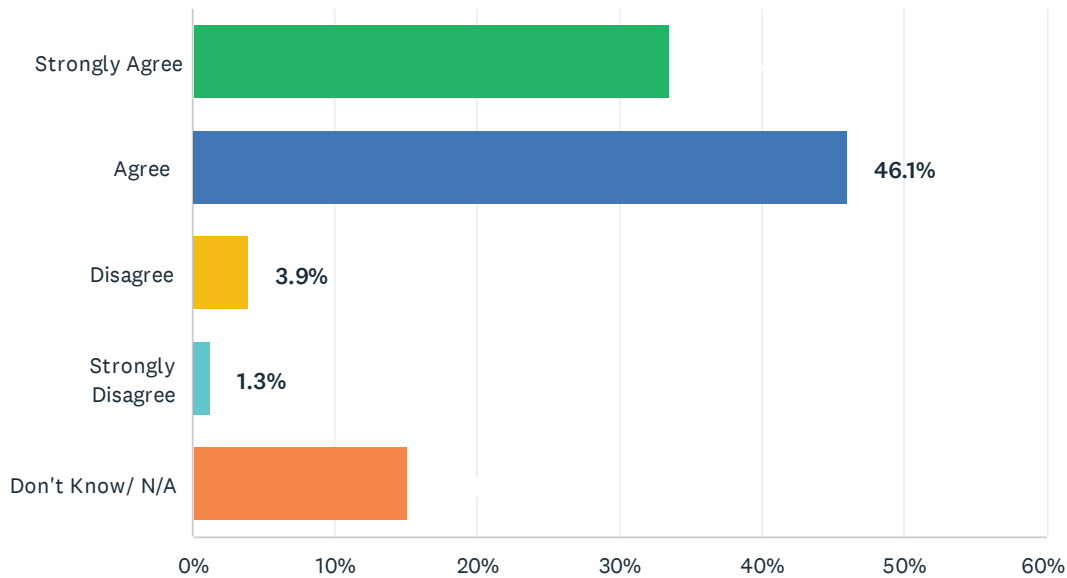
Answered: 152 Skipped: 37



ANSWER CHOICES	RESPONSES	
Strongly Agree	46.1%	70
Agree	44.1%	67
Disagree	3.3%	5
Strongly Disagree	2.0%	3
Don't Know/ N/A	4.6%	7
TOTAL		152

Q30 My child has had positive interactions with his/her campus' leadership.

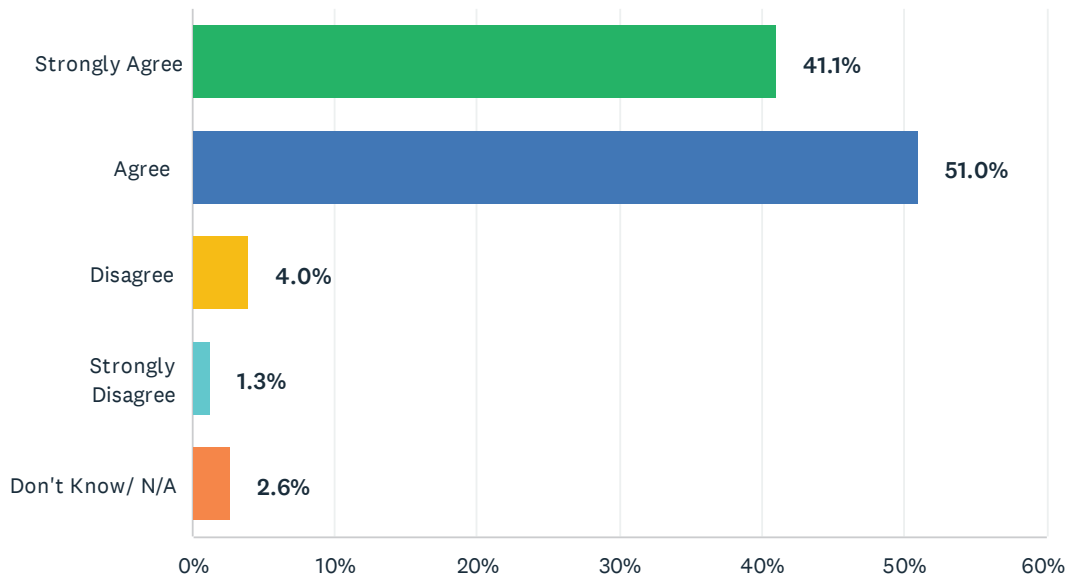
Answered: 152 Skipped: 37



ANSWER CHOICES	RESPONSES	
Strongly Agree	33.6%	51
Agree	46.1%	70
Disagree	3.9%	6
Strongly Disagree	1.3%	2
Don't Know/ N/A	15.1%	23
TOTAL		152

Q31 The communication from campus leadership is beneficial.

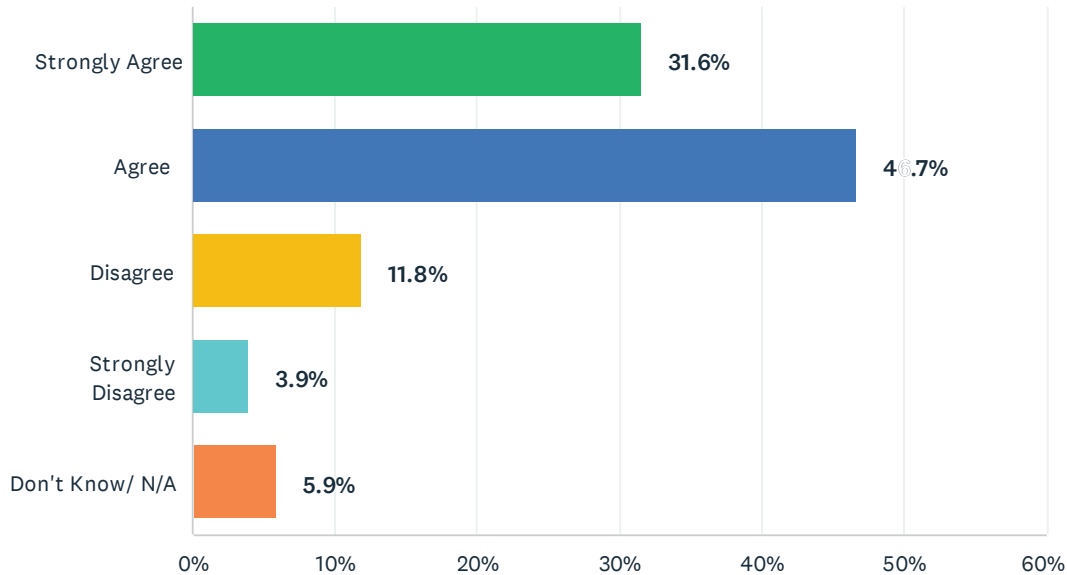
Answered: 151 Skipped: 38



ANSWER CHOICES	RESPONSES	
Strongly Agree	41.1%	62
Agree	51.0%	77
Disagree	4.0%	6
Strongly Disagree	1.3%	2
Don't Know/ N/A	2.6%	4
TOTAL		151

Q32 The campus leadership actively encourages parental involvement in my child's school.

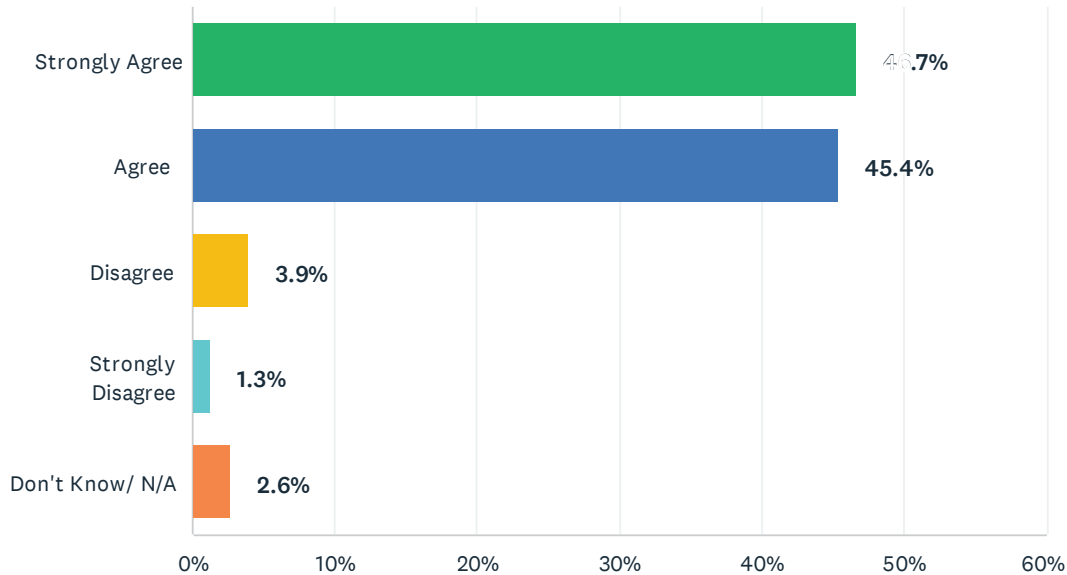
Answered: 152 Skipped: 37



ANSWER CHOICES	RESPONSES	
Strongly Agree	31.6%	48
Agree	46.7%	71
Disagree	11.8%	18
Strongly Disagree	3.9%	6
Don't Know/ N/A	5.9%	9
TOTAL		152

Q33 The campus leadership promotes a positive school environment for student learning.

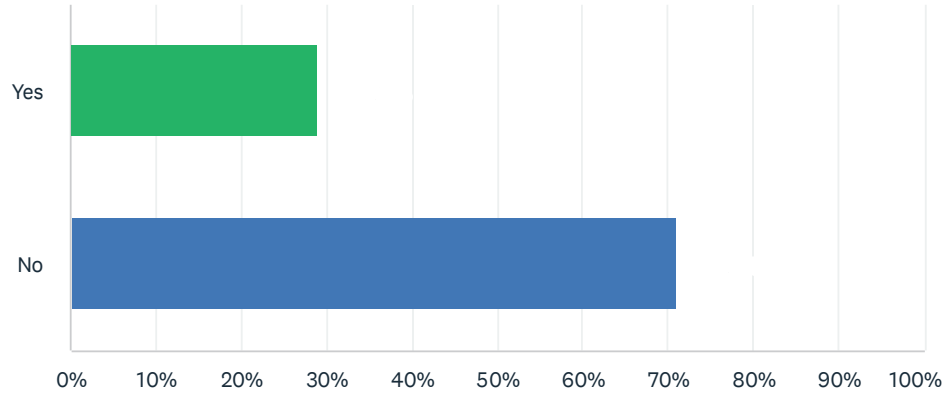
Answered: 152 Skipped: 37



ANSWER CHOICES	RESPONSES	
Strongly Agree	46.7%	71
Agree	45.4%	69
Disagree	3.9%	6
Strongly Disagree	1.3%	2
Don't Know/ N/A	2.6%	4
TOTAL		152

Q34 Have you had an issue to discuss with the principal or assistant principal this year?

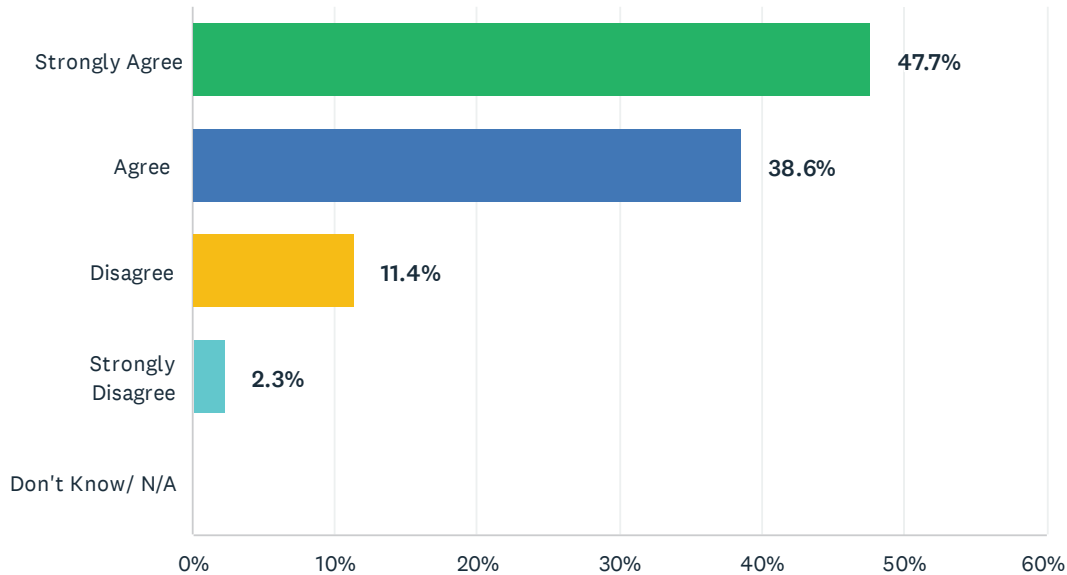
Answered: 152 Skipped: 37



ANSWER CHOICES	RESPONSES	
Yes	28.9%	44
No	71.1%	108
TOTAL		152

Q35 When I have had an issue to discuss with the principal or assistant principal he or she was available to talk to me.

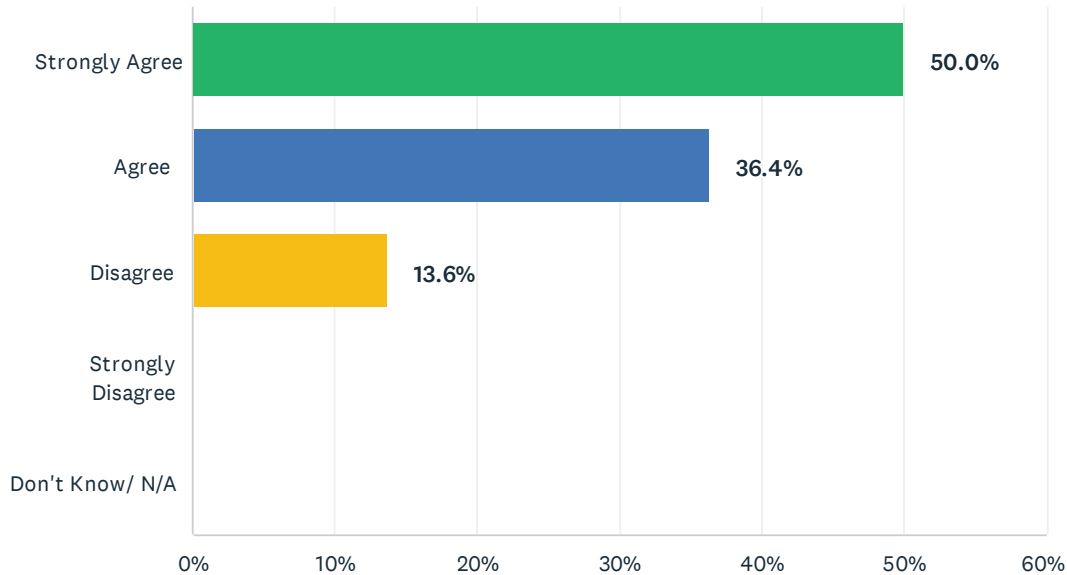
Answered: 44 Skipped: 145



ANSWER CHOICES	RESPONSES	
Strongly Agree	47.7%	21
Agree	38.6%	17
Disagree	11.4%	5
Strongly Disagree	2.3%	1
Don't Know/ N/A	0.0%	0
TOTAL		44

Q36 When I have had an issue to discuss with the principal or assistant principal he or she was courteous and listened to my concerns.

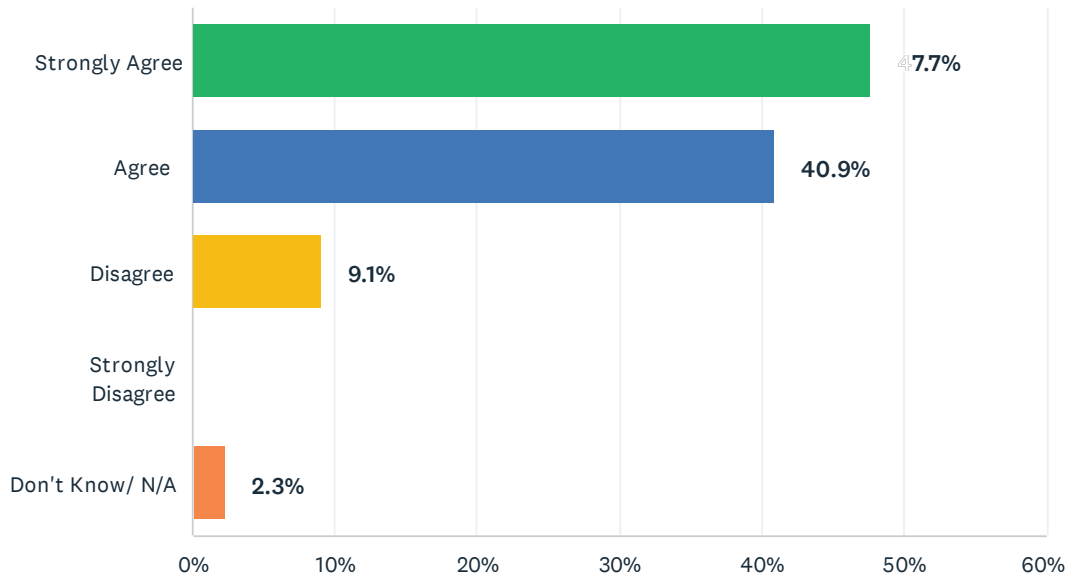
Answered: 44 Skipped: 145



ANSWER CHOICES	RESPONSES	
Strongly Agree	50.0%	22
Agree	36.4%	16
Disagree	13.6%	6
Strongly Disagree	0.0%	0
Don't Know/ N/A	0.0%	0
TOTAL		44

Q37 When I have had an issue to discuss with the principal or assistant principal he or she responded to my concerns in a professional manner, whether or not he or she agreed with me.

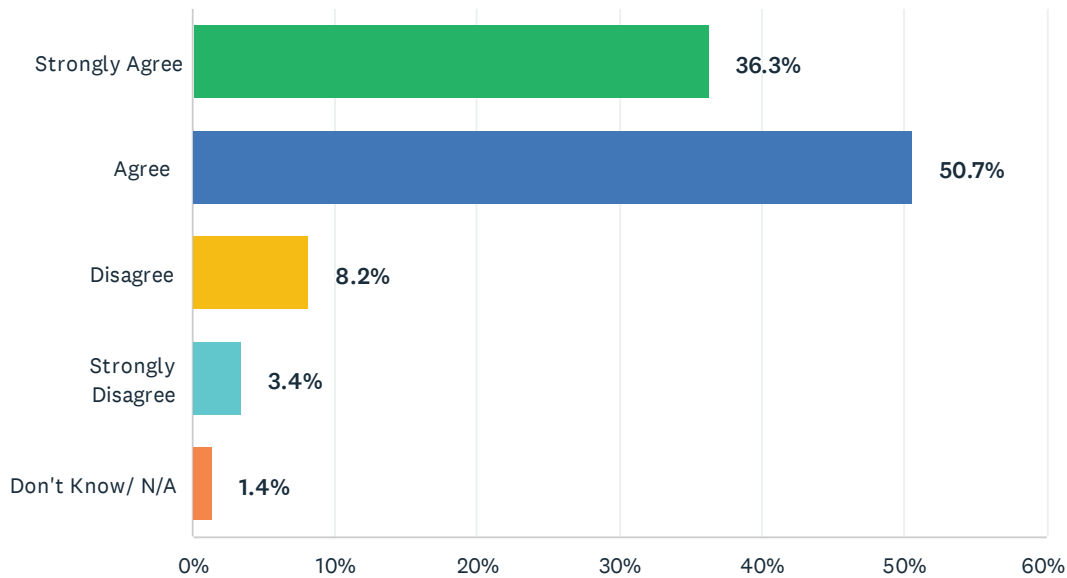
Answered: 44 Skipped: 145



ANSWER CHOICES	RESPONSES	
Strongly Agree	47.7%	21
Agree	40.9%	18
Disagree	9.1%	4
Strongly Disagree	0.0%	0
Don't Know/ N/A	2.3%	1
TOTAL		44

Q38 I feel welcome in my child's school.

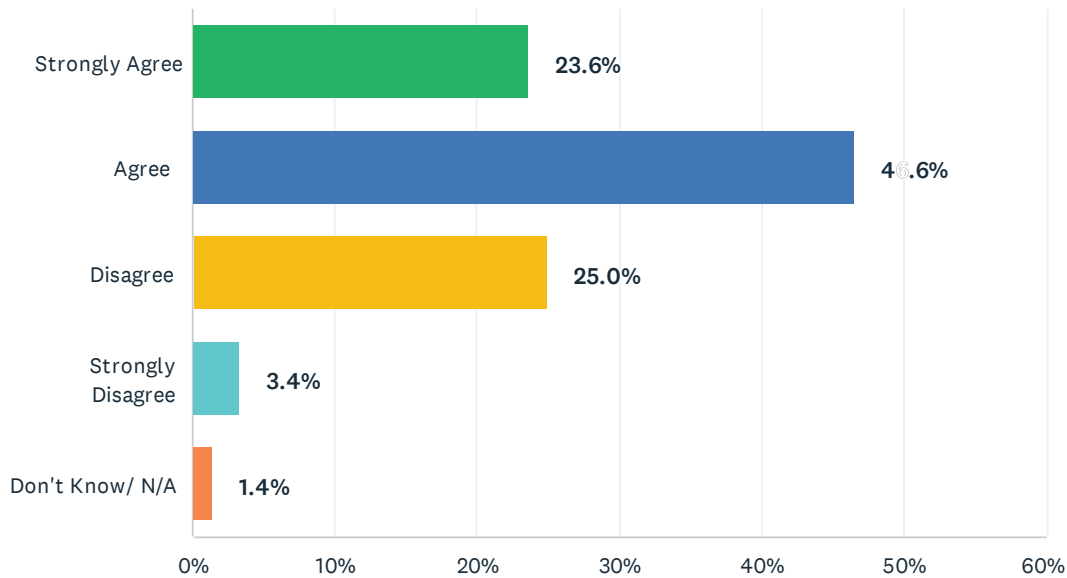
Answered: 146 Skipped: 43



ANSWER CHOICES	RESPONSES	
Strongly Agree	36.3%	53
Agree	50.7%	74
Disagree	8.2%	12
Strongly Disagree	3.4%	5
Don't Know/ N/A	1.4%	2
TOTAL		146

Q39 I am kept informed about what my child is learning in school.

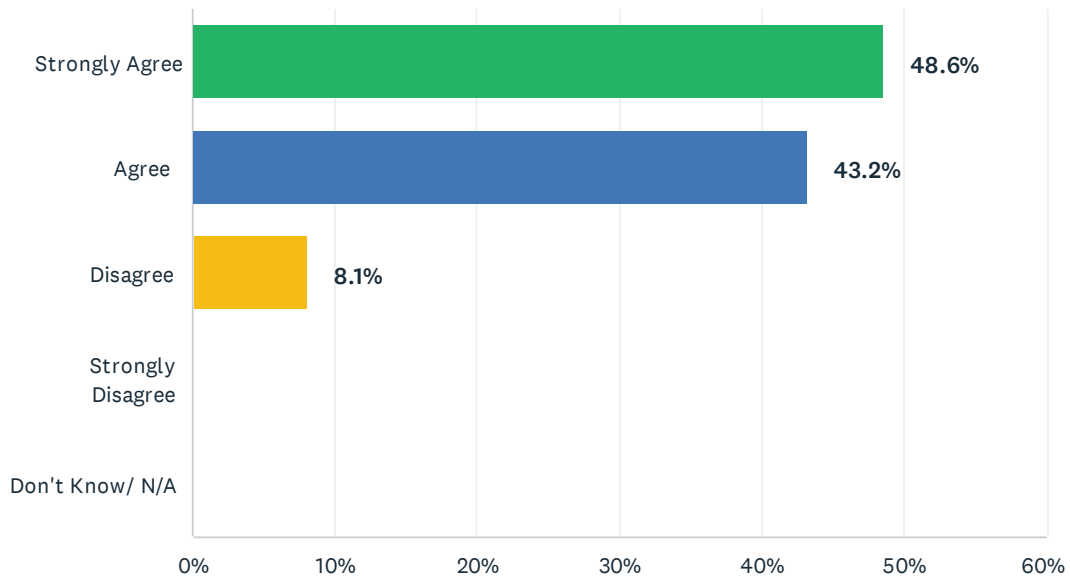
Answered: 148 Skipped: 41



ANSWER CHOICES	RESPONSES	
Strongly Agree	23.6%	35
Agree	46.6%	69
Disagree	25.0%	37
Strongly Disagree	3.4%	5
Don't Know/ N/A	1.4%	2
TOTAL		148

Q40 I am kept informed about my child's grades.

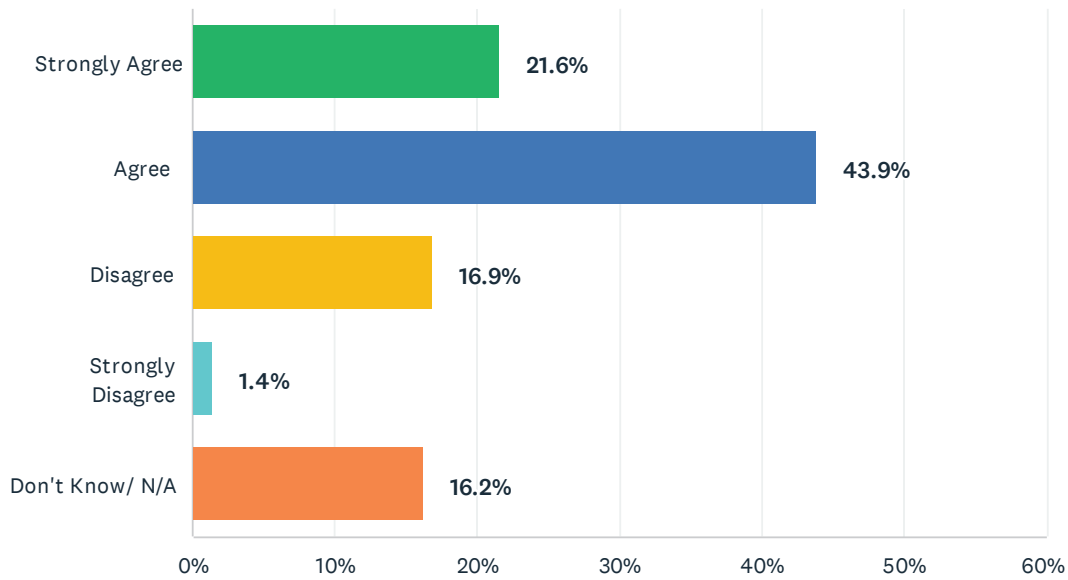
Answered: 148 Skipped: 41



ANSWER CHOICES	RESPONSES	
Strongly Agree	48.6%	72
Agree	43.2%	64
Disagree	8.1%	12
Strongly Disagree	0.0%	0
Don't Know/ N/A	0.0%	0
TOTAL		148

Q41 I am kept informed about my child's behavior.

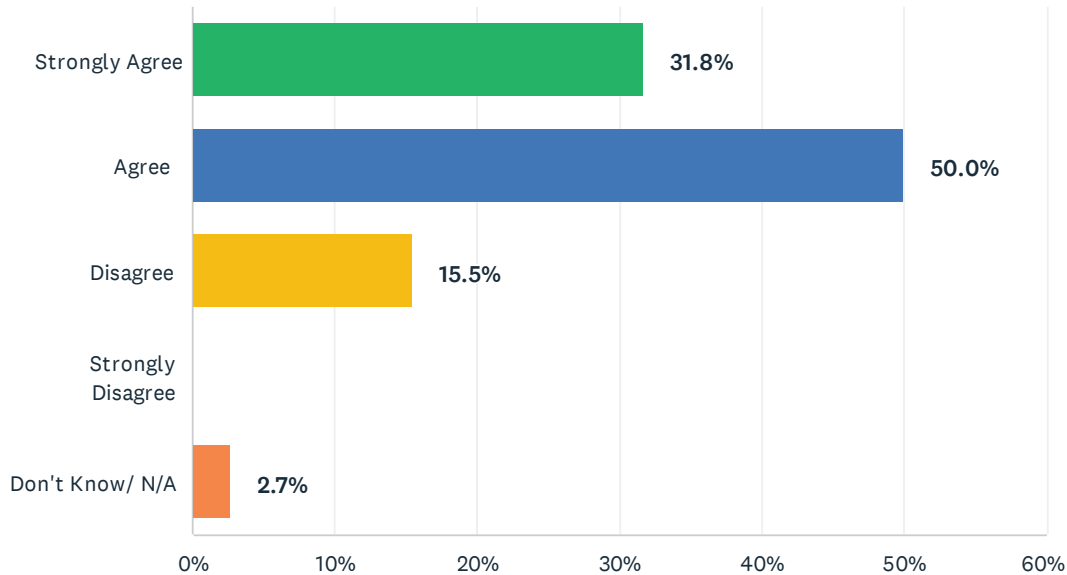
Answered: 148 Skipped: 41



ANSWER CHOICES	RESPONSES	
Strongly Agree	21.6%	32
Agree	43.9%	65
Disagree	16.9%	25
Strongly Disagree	1.4%	2
Don't Know/ N/A	16.2%	24
TOTAL		148

Q42 I am kept informed about activities like tutoring, after-school programs, student performances, parent workshops and other events.

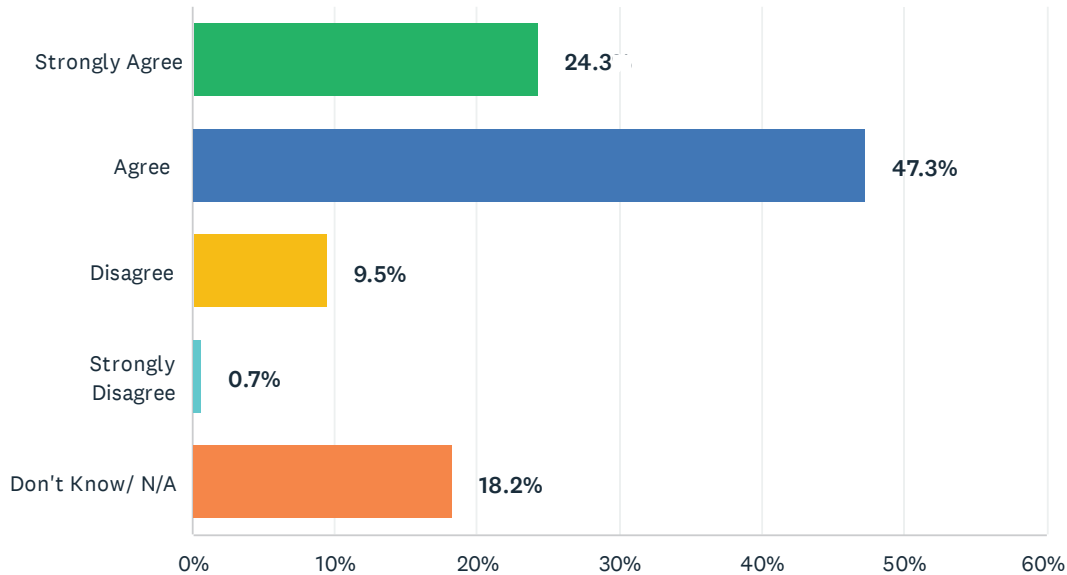
Answered: 148 Skipped: 41



ANSWER CHOICES	RESPONSES	
Strongly Agree	31.8%	47
Agree	50.0%	74
Disagree	15.5%	23
Strongly Disagree	0.0%	0
Don't Know/ N/A	2.7%	4
TOTAL		148

Q43 My child's teachers are available to discuss my child's learning needs with me.

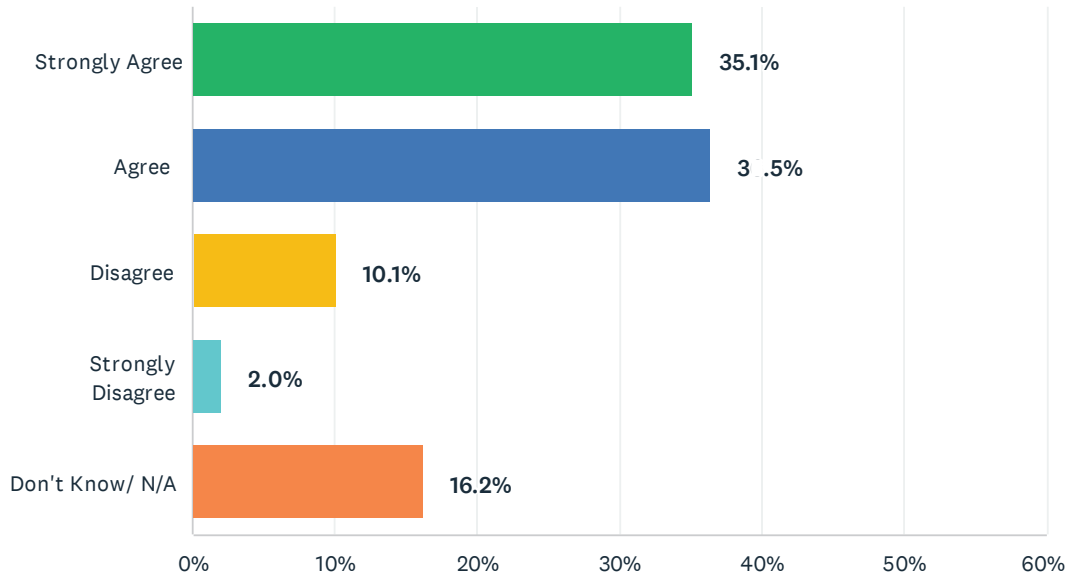
Answered: 148 Skipped: 41



ANSWER CHOICES	RESPONSES	
Strongly Agree	24.3%	36
Agree	47.3%	70
Disagree	9.5%	14
Strongly Disagree	0.7%	1
Don't Know/ N/A	18.2%	27
TOTAL		148

Q44 When I contact my child's teachers, I receive a professional response.

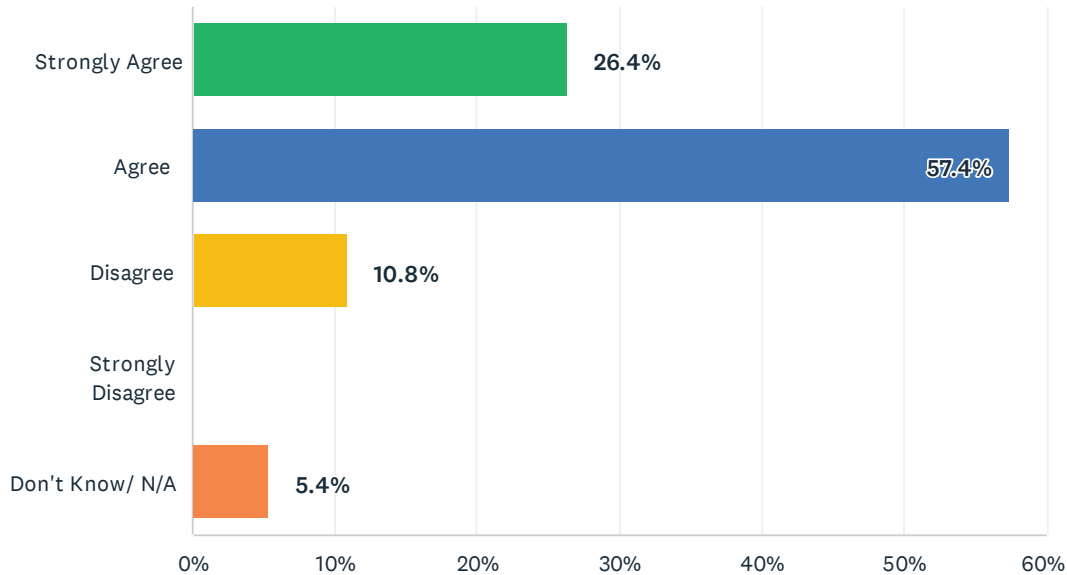
Answered: 148 Skipped: 41



ANSWER CHOICES	RESPONSES	
Strongly Agree	35.1%	52
Agree	36.5%	54
Disagree	10.1%	15
Strongly Disagree	2.0%	3
Don't Know/ N/A	16.2%	24
TOTAL		148

Q45 I am satisfied with the opportunities for me to be involved in my child's school.

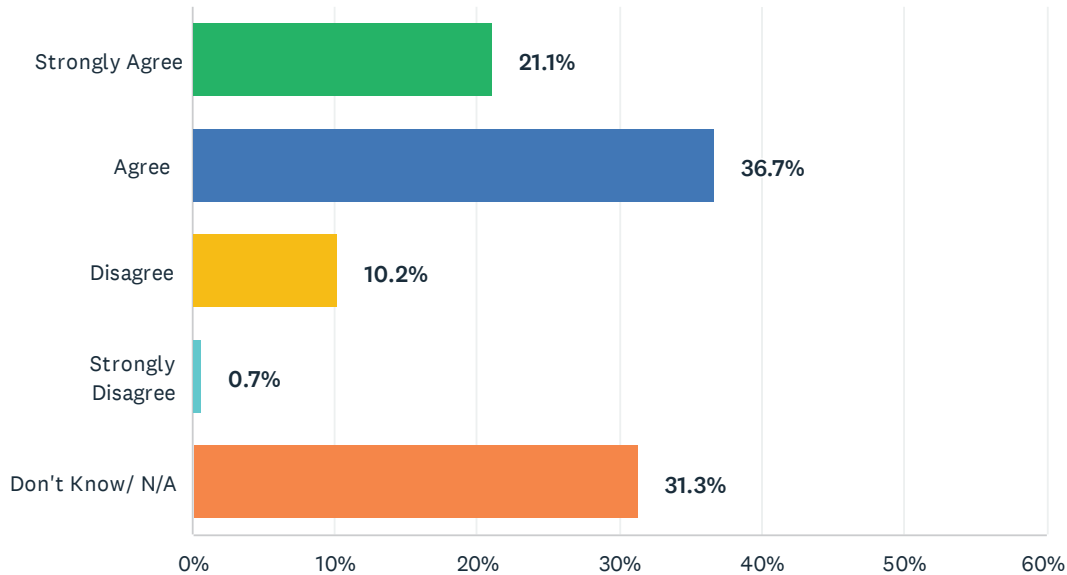
Answered: 148 Skipped: 41



ANSWER CHOICES	RESPONSES	
Strongly Agree	26.4%	39
Agree	57.4%	85
Disagree	10.8%	16
Strongly Disagree	0.0%	0
Don't Know/ N/A	5.4%	8
TOTAL		148

Q46 I feel the parent education opportunities presented by my school are valuable.

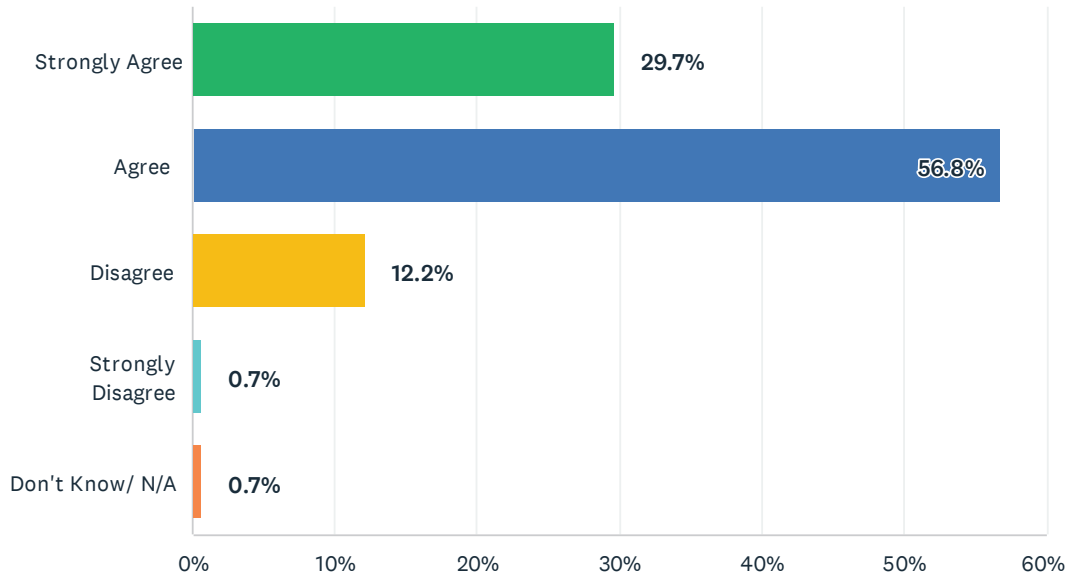
Answered: 147 Skipped: 42



ANSWER CHOICES	RESPONSES	
Strongly Agree	21.1%	31
Agree	36.7%	54
Disagree	10.2%	15
Strongly Disagree	0.7%	1
Don't Know/ N/A	31.3%	46
TOTAL		147

Q47 I am satisfied with the information and communication I receive from my child's school.

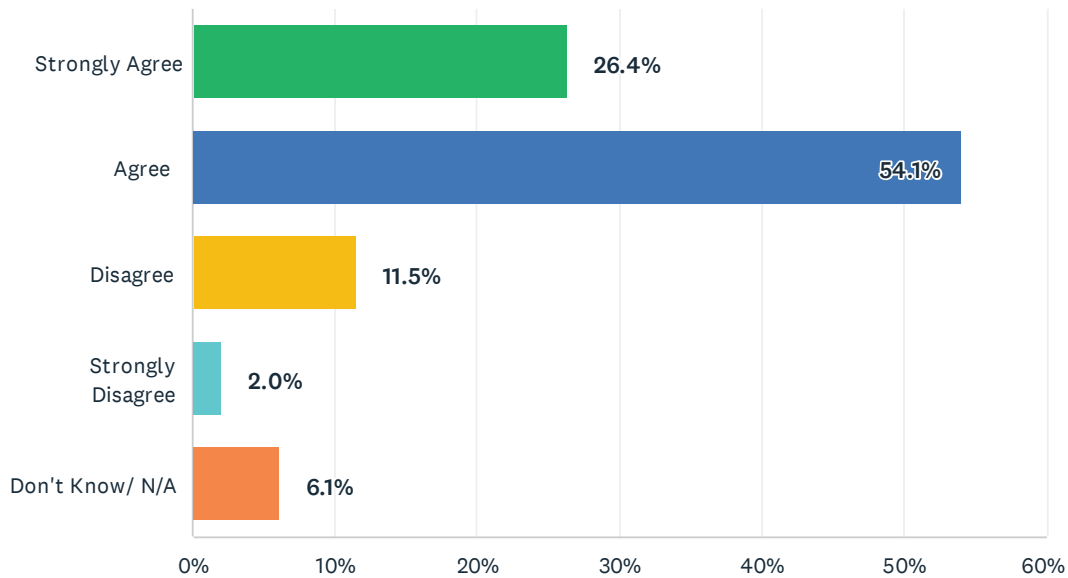
Answered: 148 Skipped: 41



ANSWER CHOICES	RESPONSES	
Strongly Agree	29.7%	44
Agree	56.8%	84
Disagree	12.2%	18
Strongly Disagree	0.7%	1
Don't Know/ N/A	0.7%	1
TOTAL		148

Q48 The school's website is a good source for information.

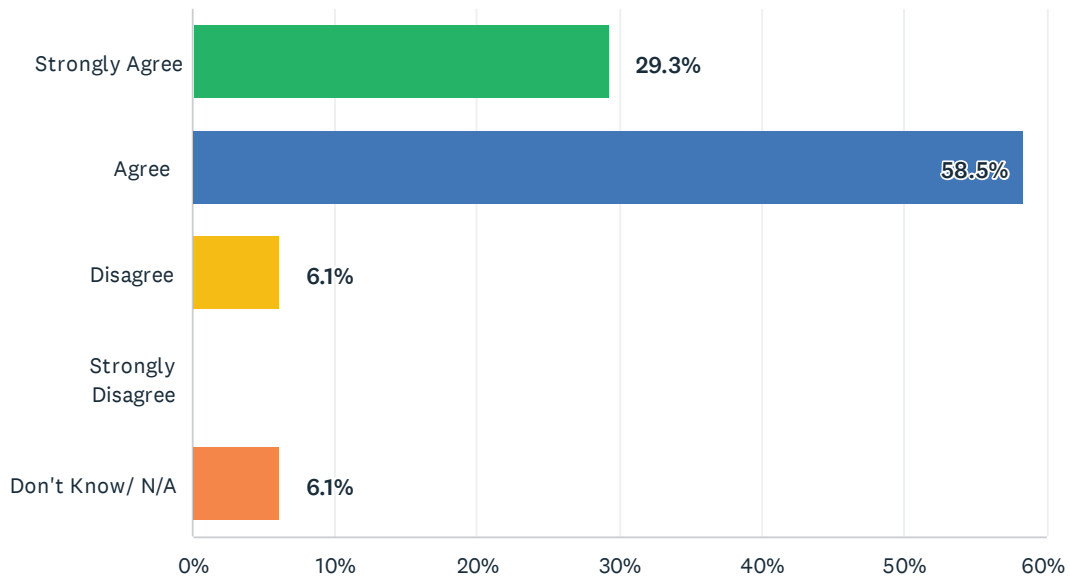
Answered: 148 Skipped: 41



ANSWER CHOICES	RESPONSES	
Strongly Agree	26.4%	39
Agree	54.1%	80
Disagree	11.5%	17
Strongly Disagree	2.0%	3
Don't Know/ N/A	6.1%	9
TOTAL		148

Q49 My child is safe at school.

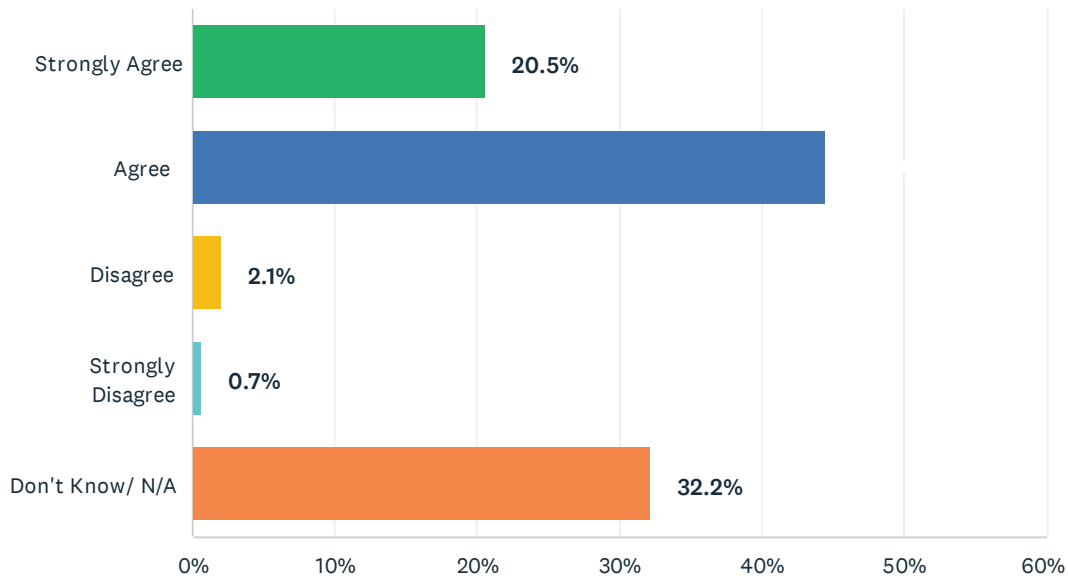
Answered: 147 Skipped: 42



ANSWER CHOICES	RESPONSES	
Strongly Agree	29.3%	43
Agree	58.5%	86
Disagree	6.1%	9
Strongly Disagree	0.0%	0
Don't Know/ N/A	6.1%	9
TOTAL		147

Q50 My child is safe when riding the school bus.

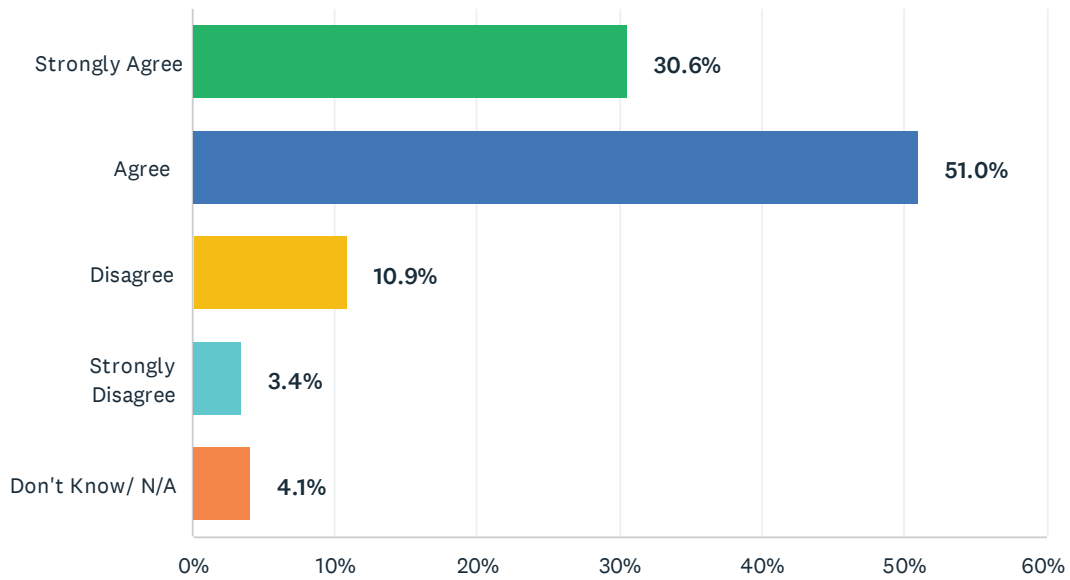
Answered: 146 Skipped: 43



ANSWER CHOICES	RESPONSES	
Strongly Agree	20.5%	30
Agree	44.5%	65
Disagree	2.1%	3
Strongly Disagree	0.7%	1
Don't Know/ N/A	32.2%	47
TOTAL		146

Q51 My child feels a sense of belonging.

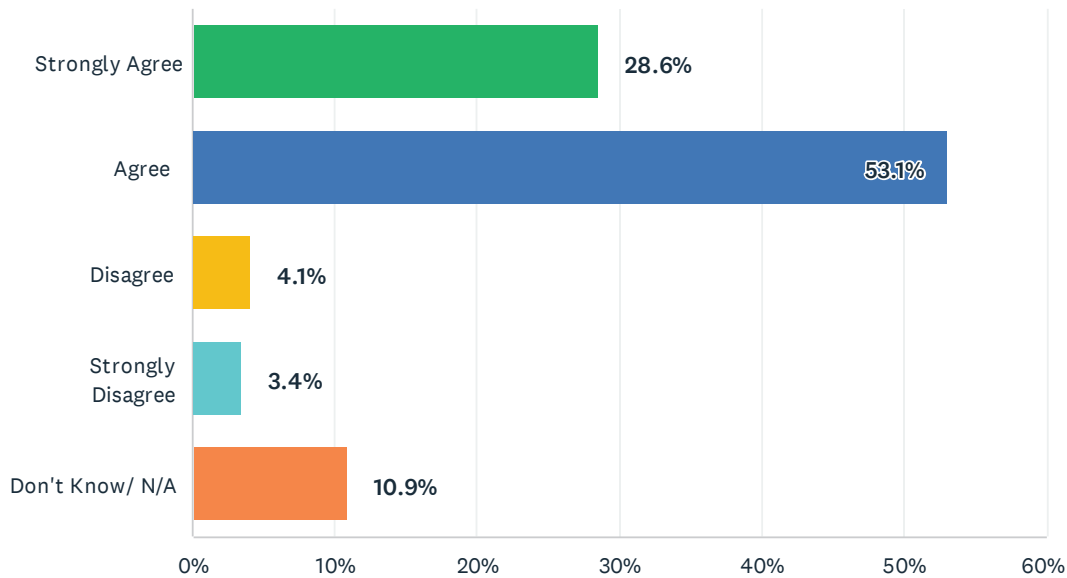
Answered: 147 Skipped: 42



ANSWER CHOICES	RESPONSES	
Strongly Agree	30.6%	45
Agree	51.0%	75
Disagree	10.9%	16
Strongly Disagree	3.4%	5
Don't Know/ N/A	4.1%	6
TOTAL		147

Q52 Teachers and students respect one another at this school.

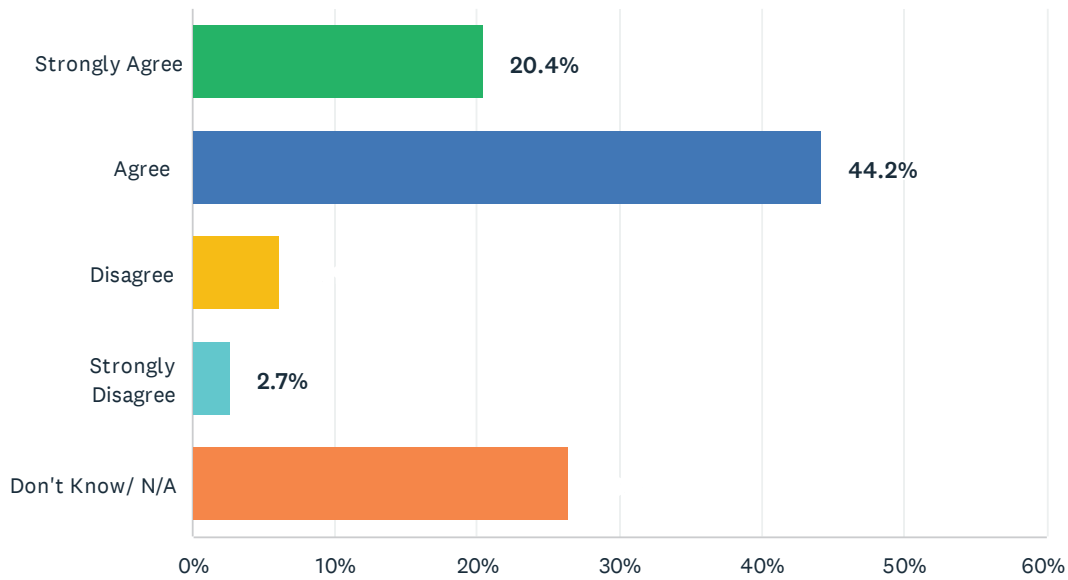
Answered: 147 Skipped: 42



ANSWER CHOICES	RESPONSES	
Strongly Agree	28.6%	42
Agree	53.1%	78
Disagree	4.1%	6
Strongly Disagree	3.4%	5
Don't Know/ N/A	10.9%	16
TOTAL		147

Q53 Discipline is fair.

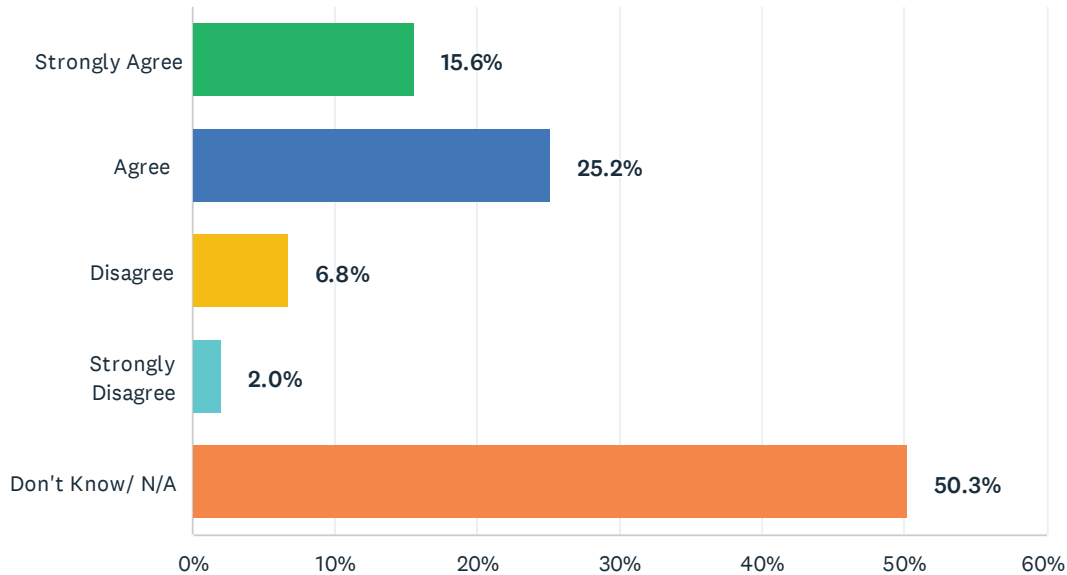
Answered: 147 Skipped: 42



ANSWER CHOICES	RESPONSES	
Strongly Agree	20.4%	30
Agree	44.2%	65
Disagree	6.1%	9
Strongly Disagree	2.7%	4
Don't Know/ N/A	26.5%	39
TOTAL		147

Q54 When threatening behavior between students arises, the school staff intervene appropriately.

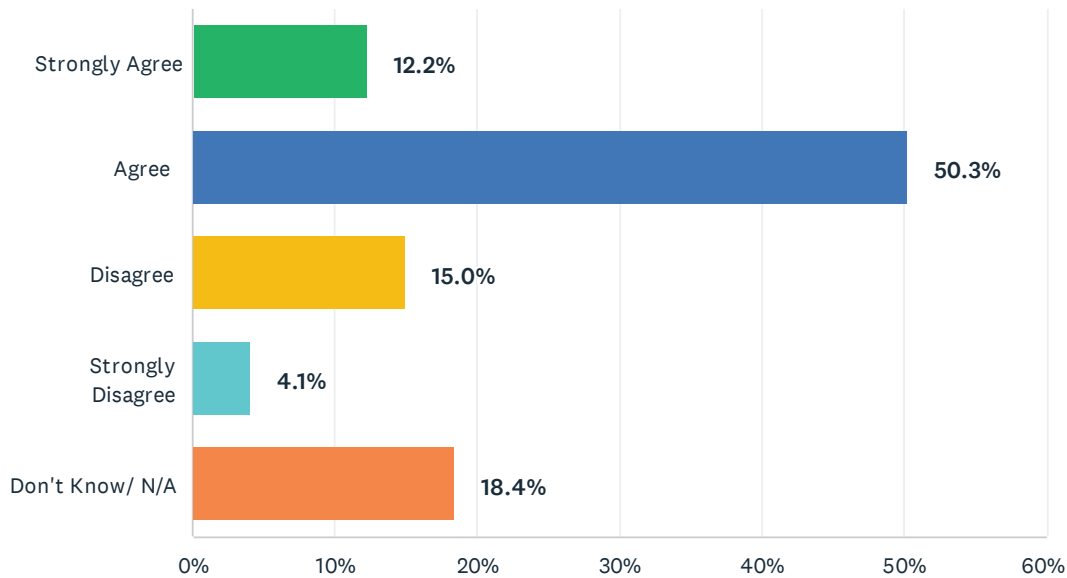
Answered: 147 Skipped: 42



ANSWER CHOICES	RESPONSES	
Strongly Agree	15.6%	23
Agree	25.2%	37
Disagree	6.8%	10
Strongly Disagree	2.0%	3
Don't Know/ N/A	50.3%	74
TOTAL		147

Q55 Students treat each other with kindness and respect.

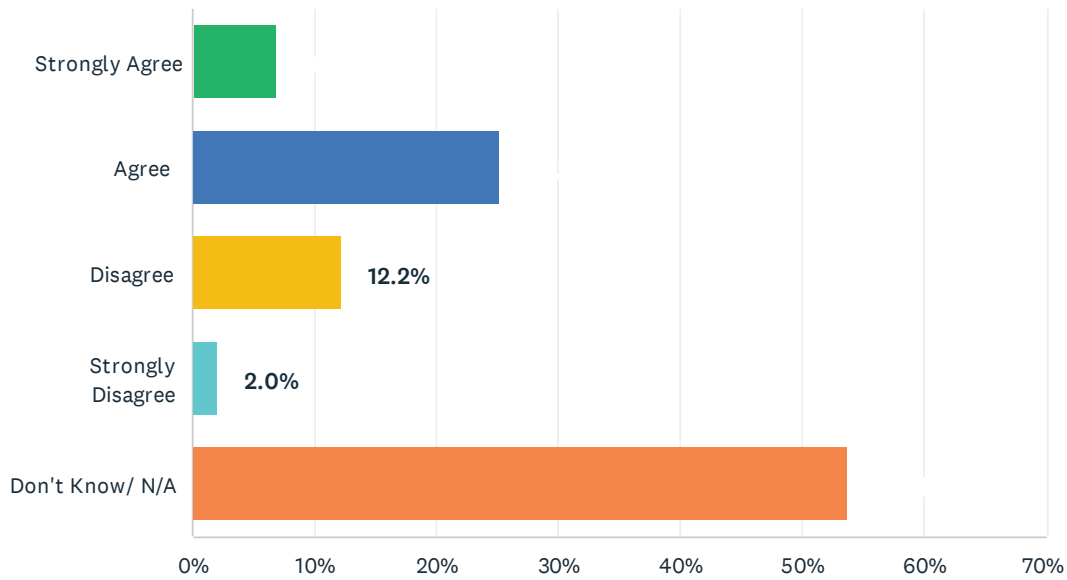
Answered: 147 Skipped: 42



ANSWER CHOICES	RESPONSES	
Strongly Agree	12.2%	18
Agree	50.3%	74
Disagree	15.0%	22
Strongly Disagree	4.1%	6
Don't Know/ N/A	18.4%	27
TOTAL		147

Q56 Students are kind and respectful on the bus.

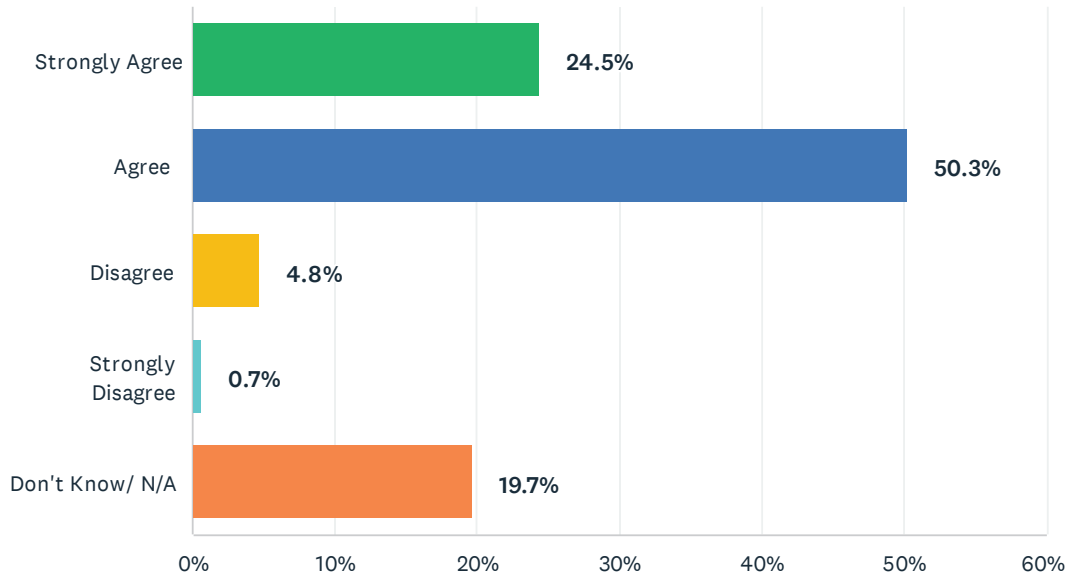
Answered: 147 Skipped: 42



ANSWER CHOICES	RESPONSES	
Strongly Agree	6.8%	10
Agree	25.2%	37
Disagree	12.2%	18
Strongly Disagree	2.0%	3
Don't Know/ N/A	53.7%	79
TOTAL		147

Q57 I feel the school's safety protocols and emergency plans are effective and appropriate.

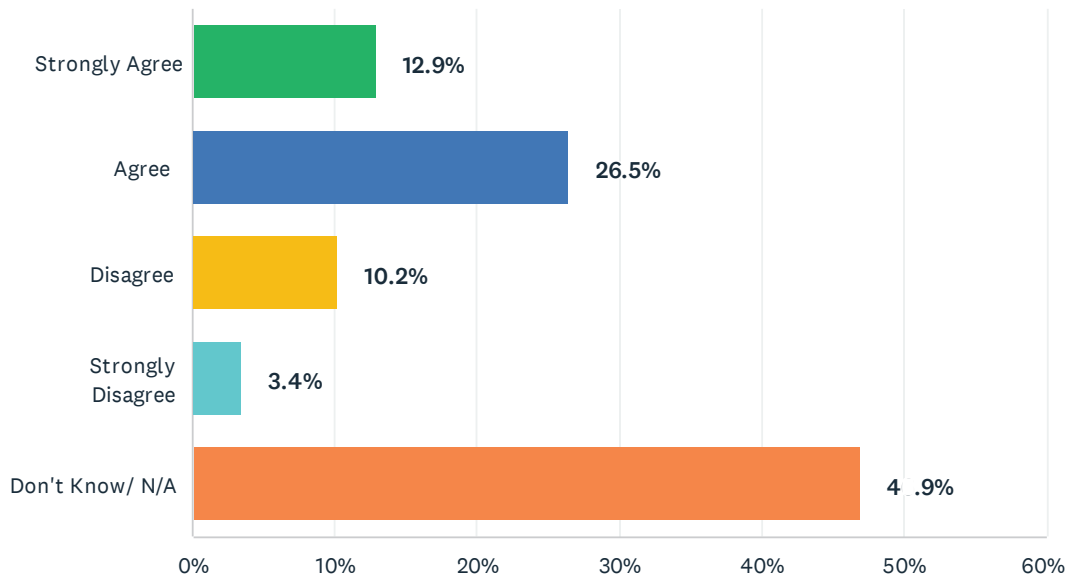
Answered: 147 Skipped: 42



ANSWER CHOICES	RESPONSES	
Strongly Agree	24.5%	36
Agree	50.3%	74
Disagree	4.8%	7
Strongly Disagree	0.7%	1
Don't Know/ N/A	19.7%	29
TOTAL		147

Q58 Alcohol and drug use is not a problem at this school.

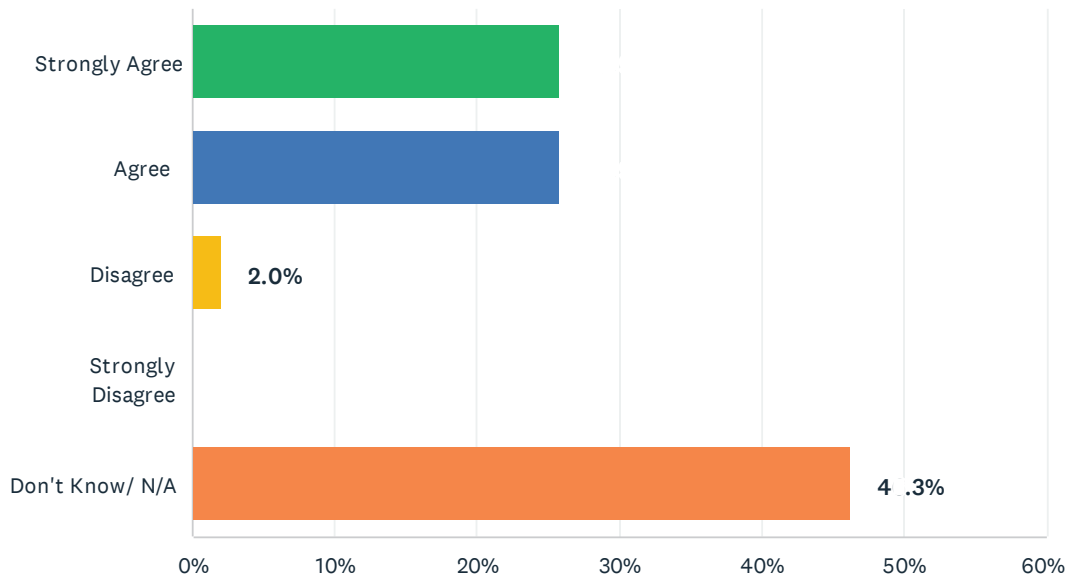
Answered: 147 Skipped: 42



ANSWER CHOICES	RESPONSES	
Strongly Agree	12.9%	19
Agree	26.5%	39
Disagree	10.2%	15
Strongly Disagree	3.4%	5
Don't Know/ N/A	46.9%	69
TOTAL		147

Q59 Students do not bring weapons to campus.

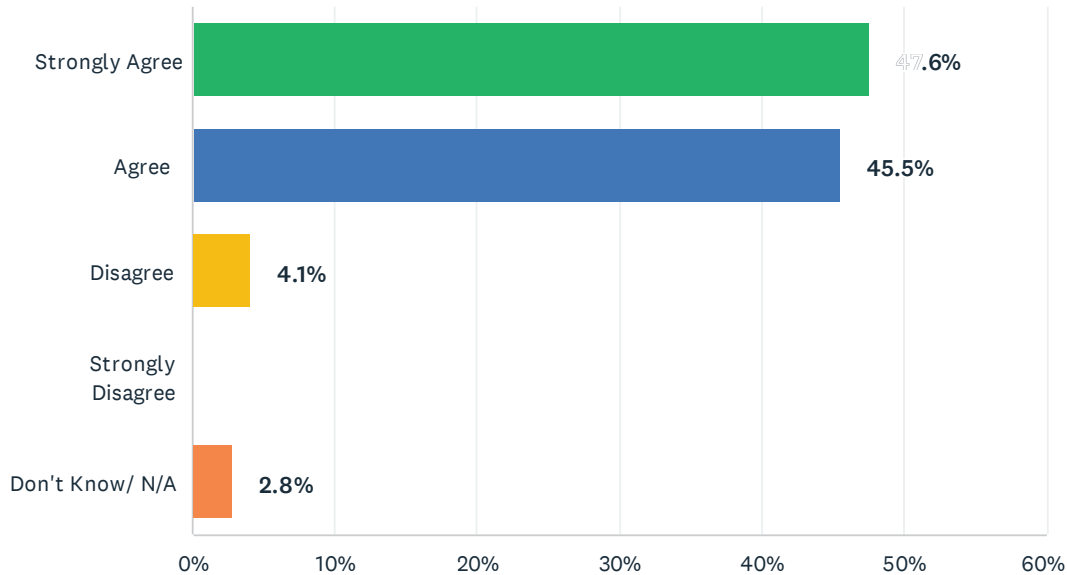
Answered: 147 Skipped: 42



ANSWER CHOICES	RESPONSES	
Strongly Agree	25.9%	38
Agree	25.9%	38
Disagree	2.0%	3
Strongly Disagree	0.0%	0
Don't Know/ N/A	46.3%	68
TOTAL		147

Q60 My child is provided the instructional materials, resources and technology needed for classes.

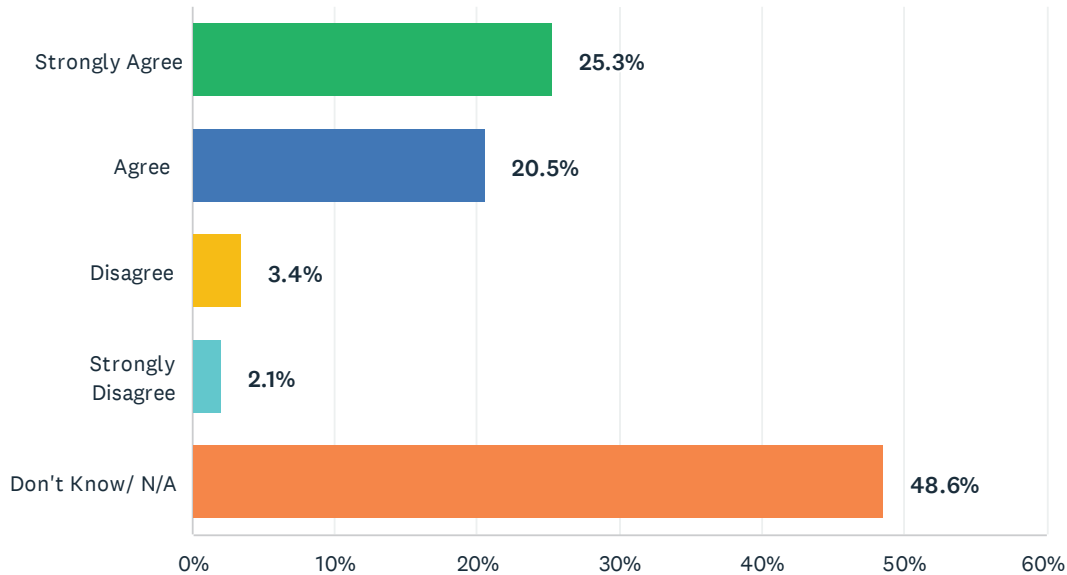
Answered: 145 Skipped: 44



ANSWER CHOICES	RESPONSES	
Strongly Agree	47.6%	69
Agree	45.5%	66
Disagree	4.1%	6
Strongly Disagree	0.0%	0
Don't Know/ N/A	2.8%	4
TOTAL		145

Q61 The school librarian assists in finding resources and reading materials.

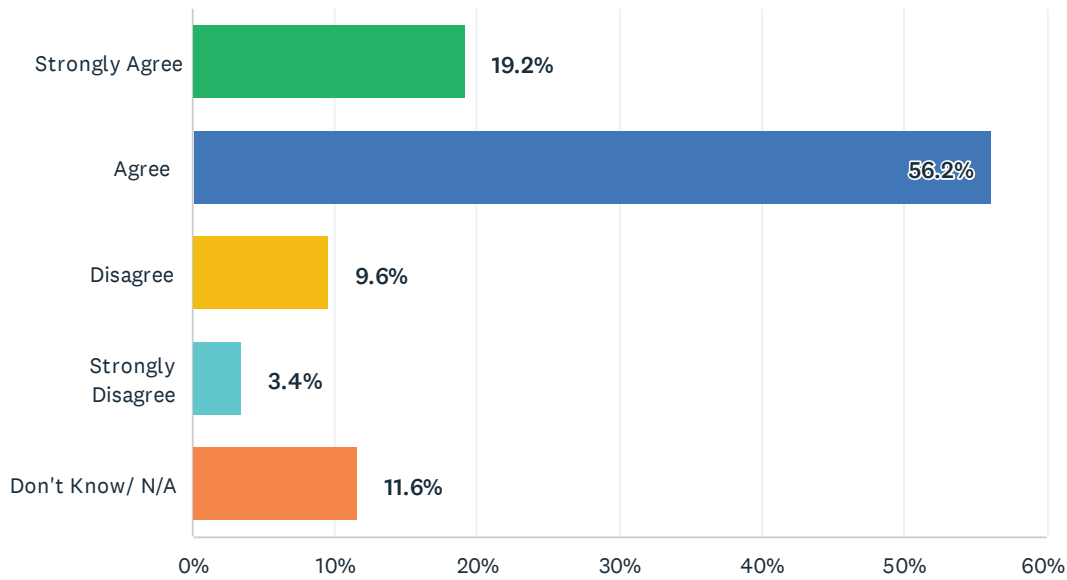
Answered: 146 Skipped: 43



ANSWER CHOICES	RESPONSES	
Strongly Agree	25.3%	37
Agree	20.5%	30
Disagree	3.4%	5
Strongly Disagree	2.1%	3
Don't Know/ N/A	48.6%	71
TOTAL		146

Q62 I feel my child's class sizes are appropriate.

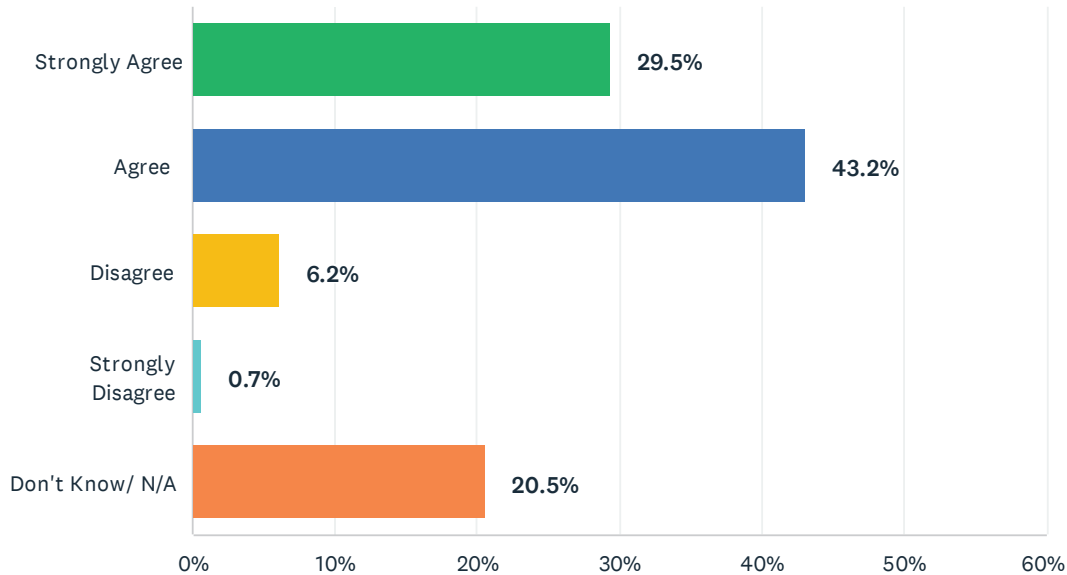
Answered: 146 Skipped: 43



ANSWER CHOICES	RESPONSES	
Strongly Agree	19.2%	28
Agree	56.2%	82
Disagree	9.6%	14
Strongly Disagree	3.4%	5
Don't Know/ N/A	11.6%	17
TOTAL		146

Q63 My child's school counselors are available to help my child with issues that arise at school.

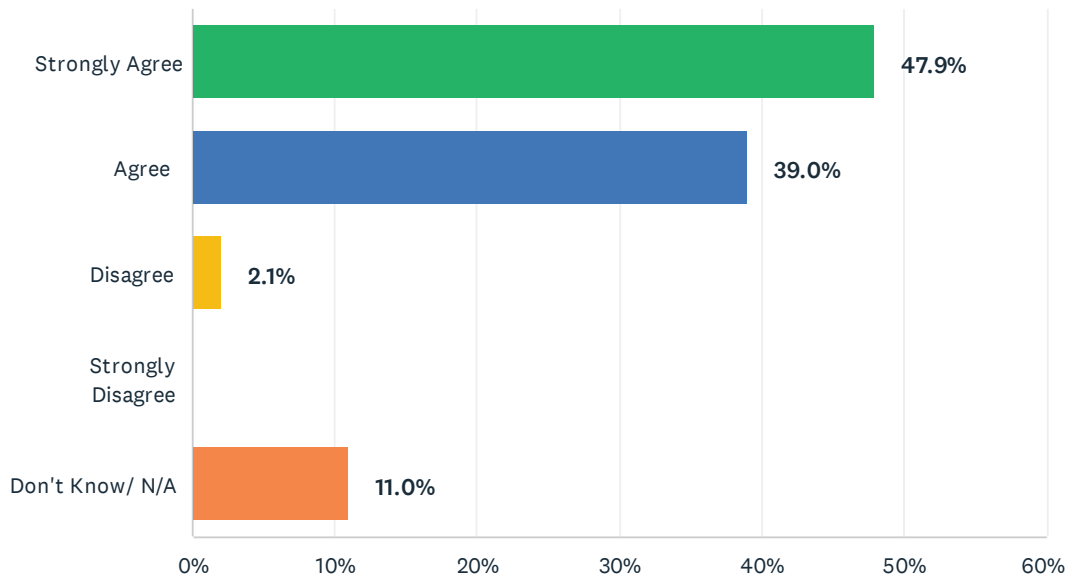
Answered: 146 Skipped: 43



ANSWER CHOICES	RESPONSES	
Strongly Agree	29.5%	43
Agree	43.2%	63
Disagree	6.2%	9
Strongly Disagree	0.7%	1
Don't Know/ N/A	20.5%	30
TOTAL		146

Q64 The school nurse attends to student health issues at school.

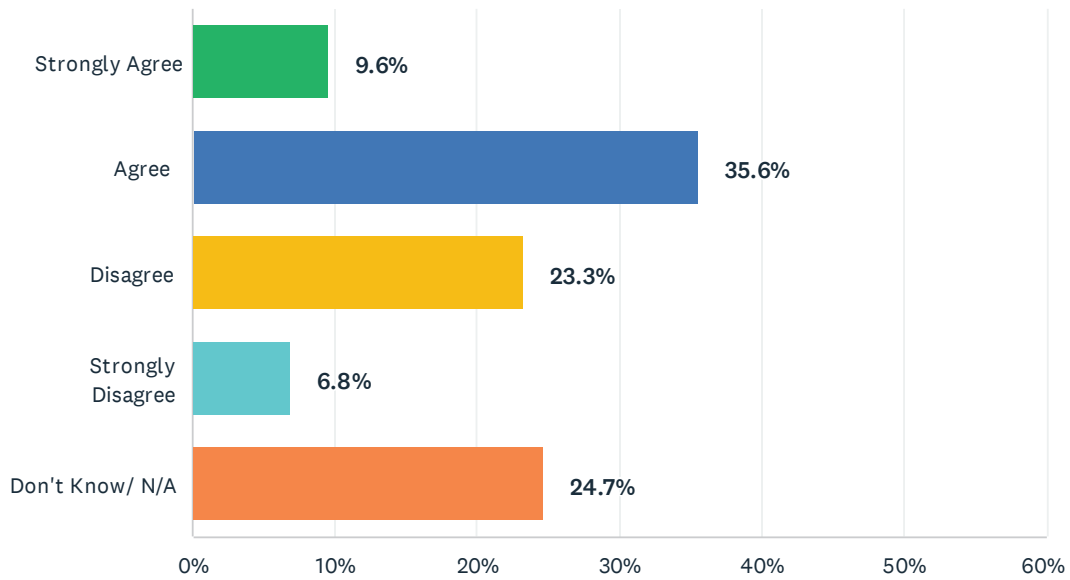
Answered: 146 Skipped: 43



ANSWER CHOICES	RESPONSES	
Strongly Agree	47.9%	70
Agree	39.0%	57
Disagree	2.1%	3
Strongly Disagree	0.0%	0
Don't Know/ N/A	11.0%	16
TOTAL		146

Q65 Healthy food is served in the cafeteria.

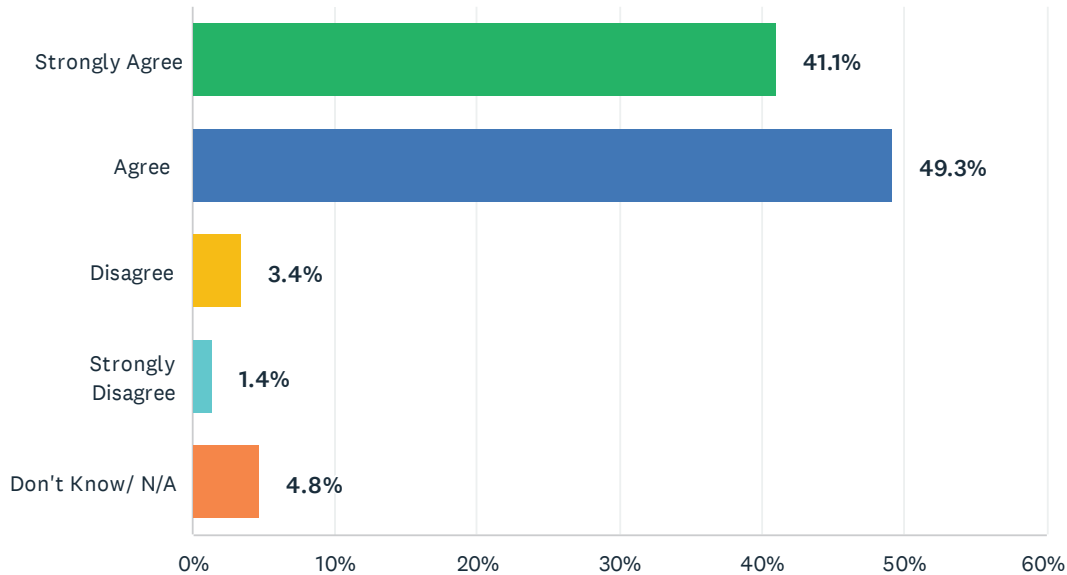
Answered: 146 Skipped: 43



ANSWER CHOICES	RESPONSES	
Strongly Agree	9.6%	14
Agree	35.6%	52
Disagree	23.3%	34
Strongly Disagree	6.8%	10
Don't Know/ N/A	24.7%	36
TOTAL		146

Q66 My child's school is clean and well-maintained (air conditioning and heat work, adequate lighting, grounds kept in order, etc.).

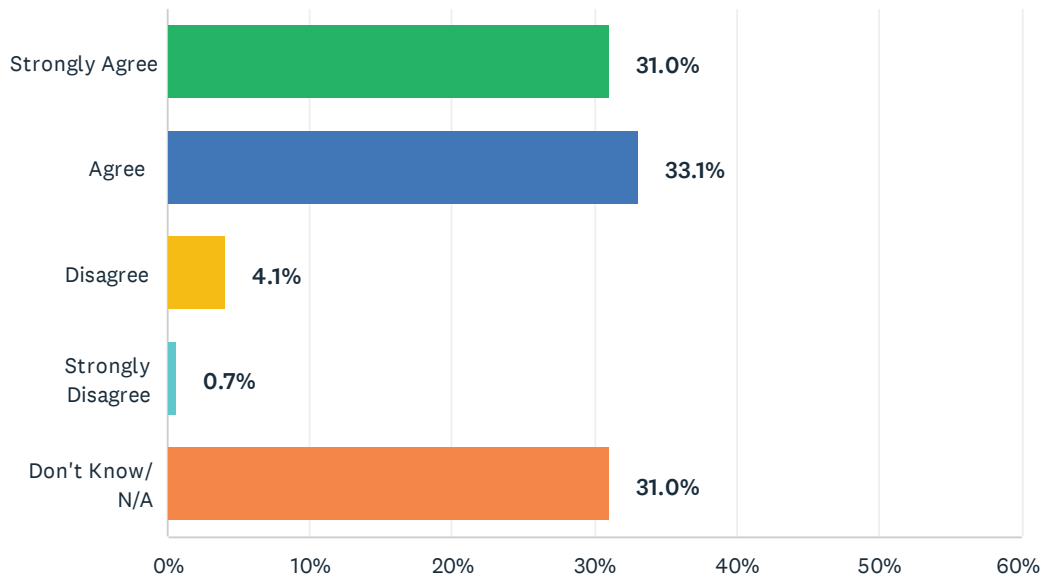
Answered: 146 Skipped: 43



ANSWER CHOICES	RESPONSES	
Strongly Agree	41.1%	60
Agree	49.3%	72
Disagree	3.4%	5
Strongly Disagree	1.4%	2
Don't Know/ N/A	4.8%	7
TOTAL		146

Q67 My child's school bus is on time most days.

Answered: 145 Skipped: 44



ANSWER CHOICES	RESPONSES	
Strongly Agree	31.0%	45
Agree	33.1%	48
Disagree	4.1%	6
Strongly Disagree	0.7%	1
Don't Know/ N/A	31.0%	45
TOTAL		145

Q68 I feel my child is safe because of the security team at WHS.

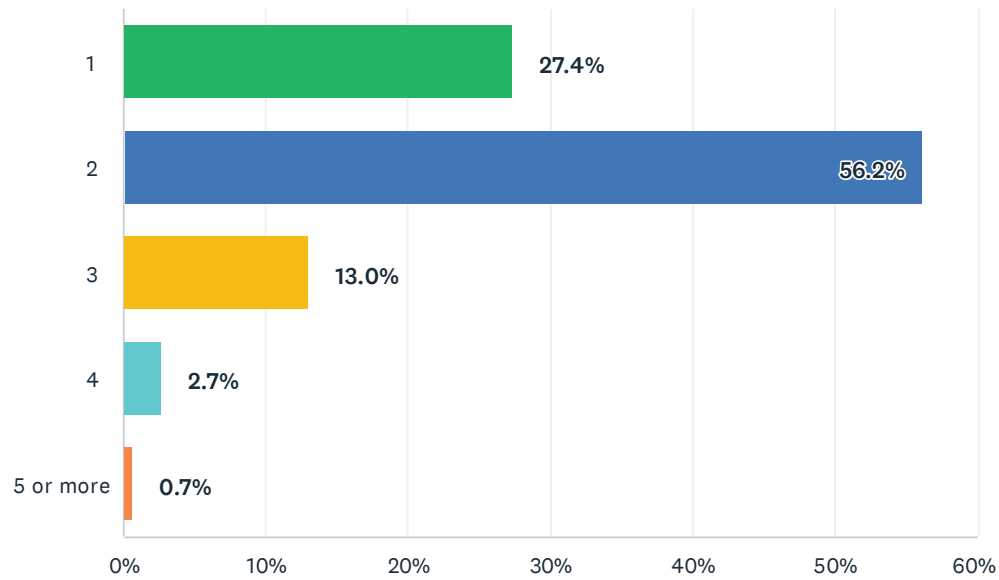
Answered: 0 Skipped: 189

 No matching responses.

ANSWER CHOICES	RESPONSES	
Strongly Agree	0.0%	0
Agree	0.0%	0
Disagree	0.0%	0
Strongly Disagree	0.0%	0
Don't Know/ N/A	0.0%	0
TOTAL		0

Q69 How many children do you have attending a district school?

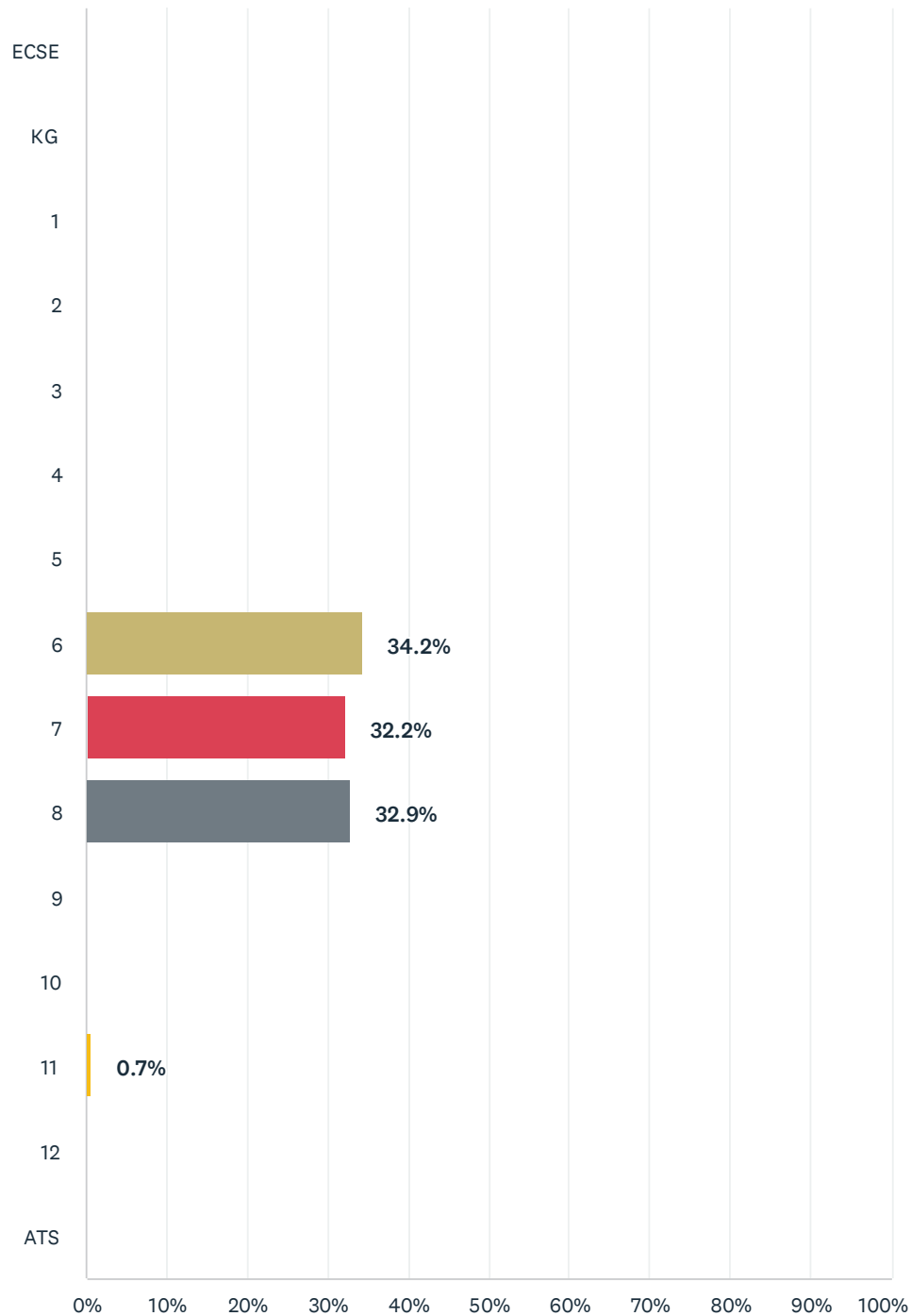
Answered: 146 Skipped: 43



ANSWER CHOICES	RESPONSES	
1	27.4%	40
2	56.2%	82
3	13.0%	19
4	2.7%	4
5 or more	0.7%	1
TOTAL		146

Q70 Please indicate the grade level of the child for whom you are responding.

Answered: 146 Skipped: 43

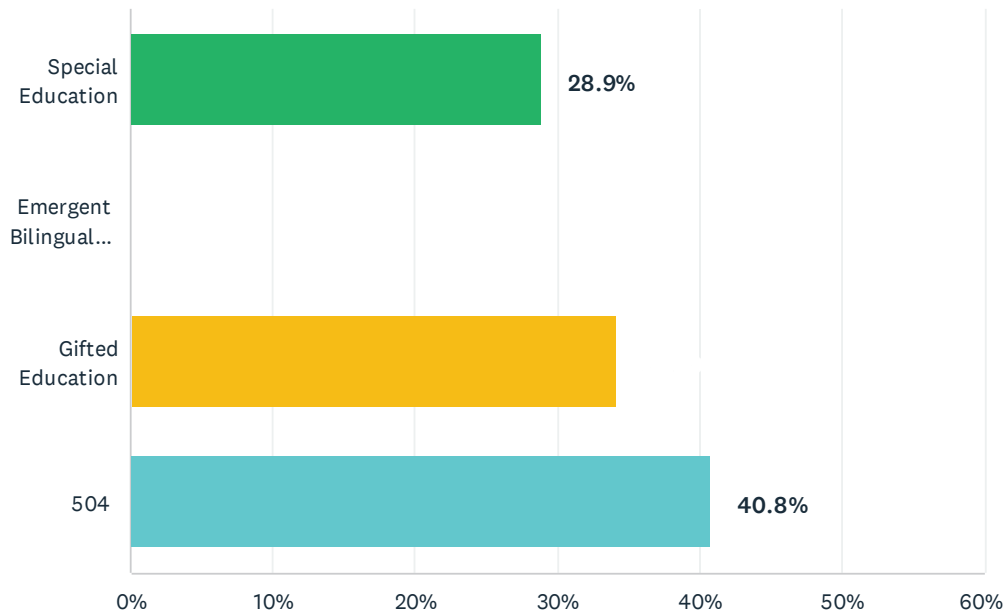


Parent Climate Survey 2022

ANSWER CHOICES	RESPONSES	
ECSE	0.0%	0
KG	0.0%	0
1	0.0%	0
2	0.0%	0
3	0.0%	0
4	0.0%	0
5	0.0%	0
6	34.2%	50
7	32.2%	47
8	32.9%	48
9	0.0%	0
10	0.0%	0
11	0.7%	1
12	0.0%	0
ATS	0.0%	0
TOTAL		146

Q71 Does your child receive any of the following services at this school?

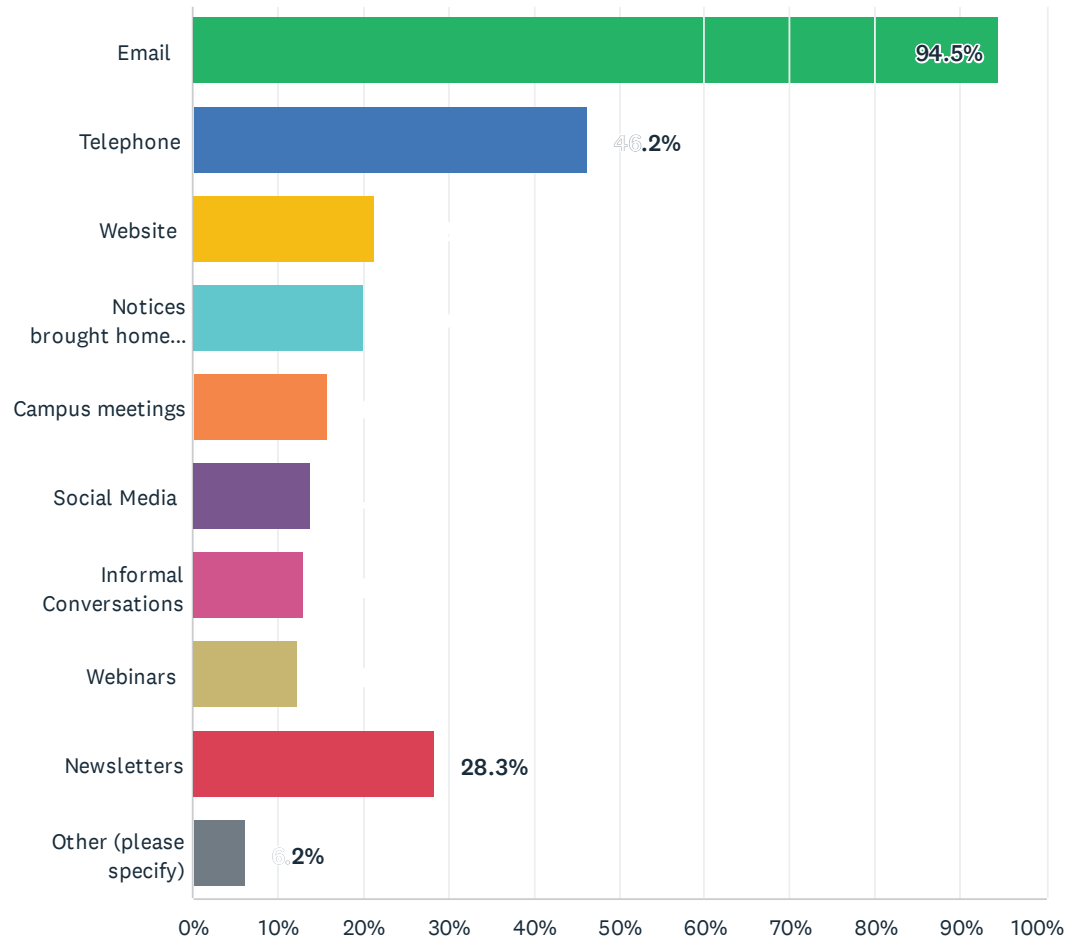
Answered: 76 Skipped: 113



ANSWER CHOICES	RESPONSES	
Special Education	28.9%	22
Emergent Bilingual (Formerly ELL)	0.0%	0
Gifted Education	34.2%	26
504	40.8%	31
Total Respondents: 76		

Q72 What are the best ways for the school to communicate with you about your child's education?

Answered: 145 Skipped: 44

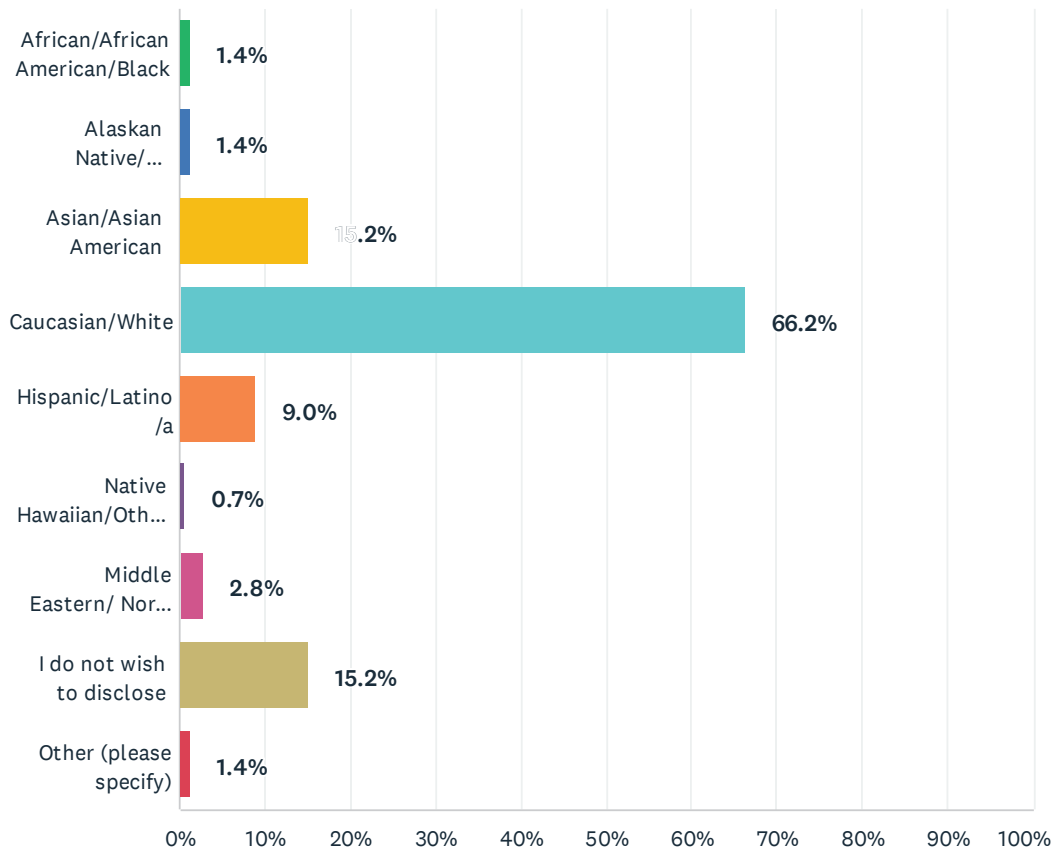


Parent Climate Survey 2022

ANSWER CHOICES	RESPONSES	
Email	94.5%	137
Telephone	46.2%	67
Website	21.4%	31
Notices brought home by student	20.0%	29
Campus meetings	15.9%	23
Social Media	13.8%	20
Informal Conversations	13.1%	19
Webinars	12.4%	18
Newsletters	28.3%	41
Other (please specify)	6.2%	9
Total Respondents: 145		

Q73 What is your race/ethnicity? (Check all that apply.)

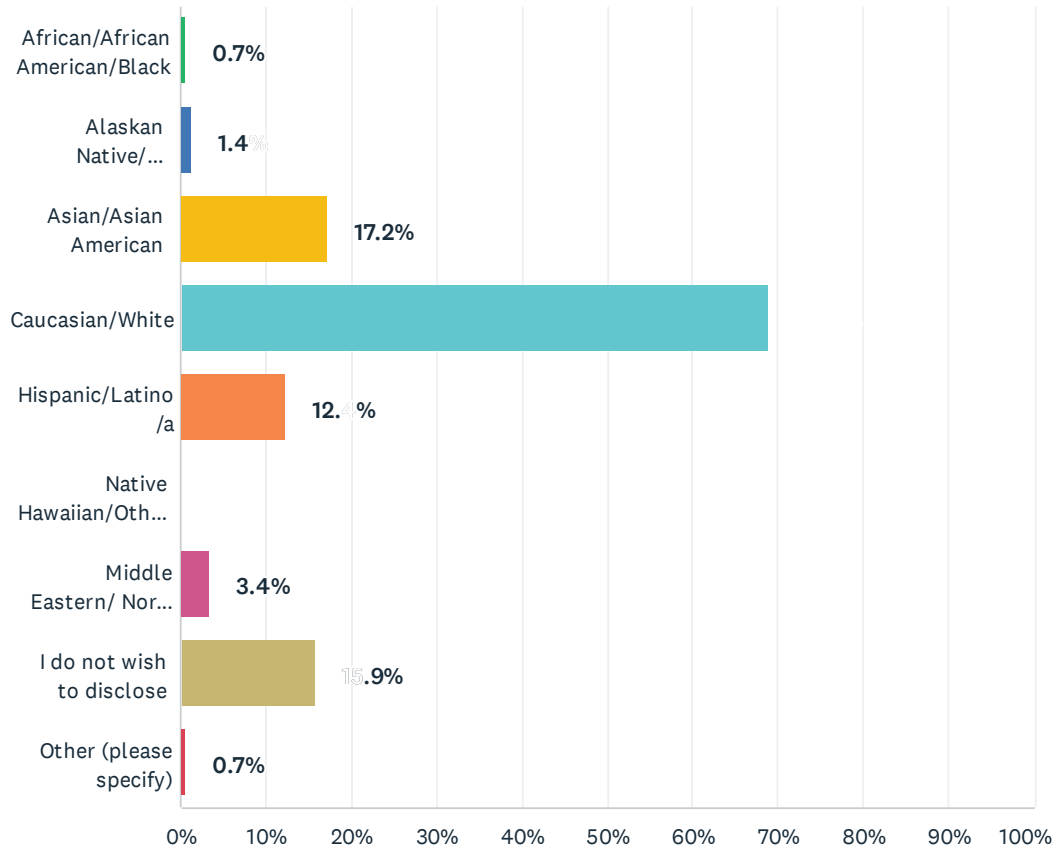
Answered: 145 Skipped: 44



ANSWER CHOICES	RESPONSES	
African/African American/Black	1.4%	2
Alaskan Native/ Indigenous/ Native American	1.4%	2
Asian/Asian American	15.2%	22
Caucasian/White	66.2%	96
Hispanic/Latino/a	9.0%	13
Native Hawaiian/Other Pacific Islander	0.7%	1
Middle Eastern/ North African	2.8%	4
I do not wish to disclose	15.2%	22
Other (please specify)	1.4%	2
Total Respondents: 145		

Q74 What racial/ ethnic groups are represented in your immediate family? (Check all that apply.)

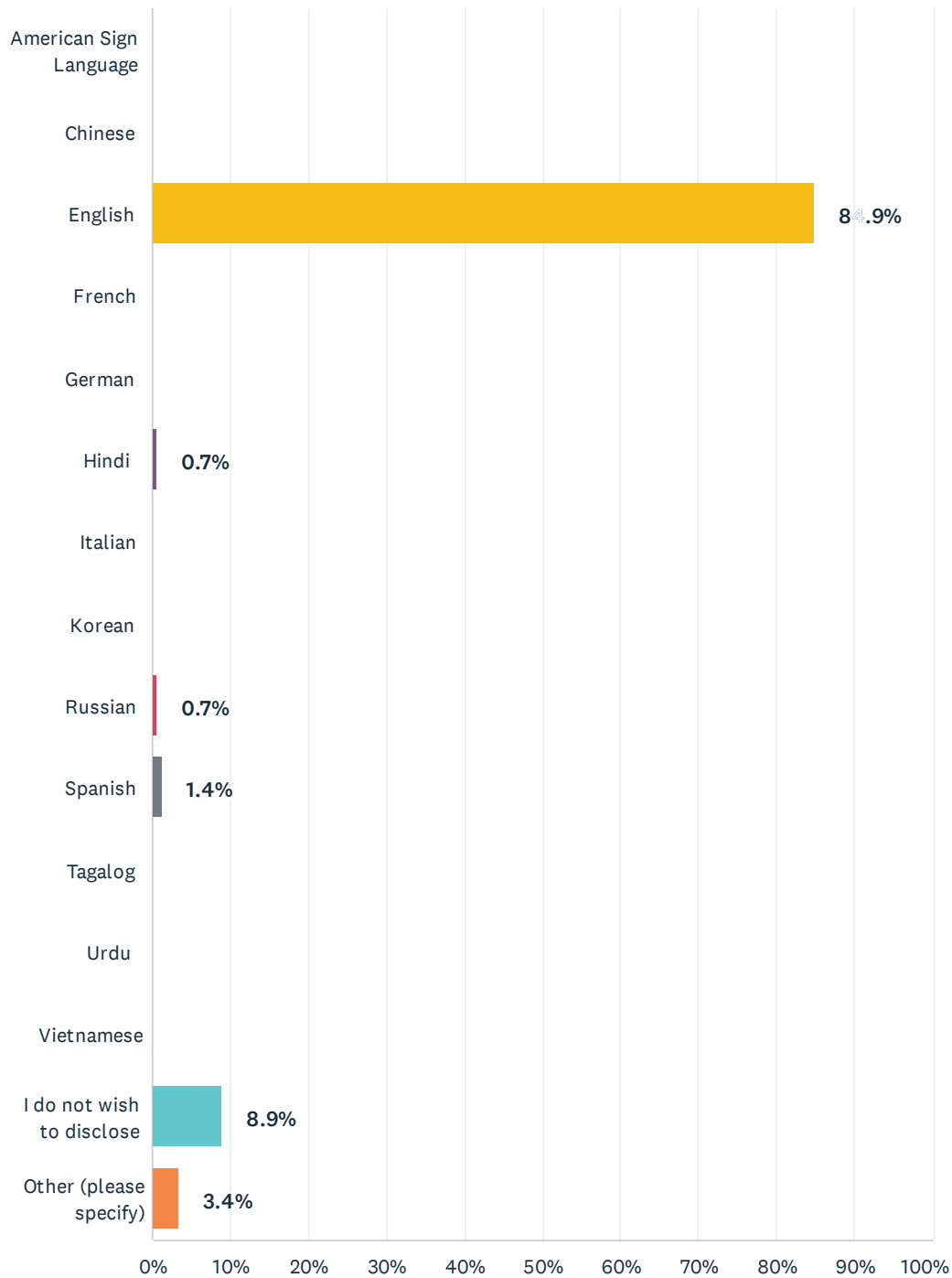
Answered: 145 Skipped: 44



ANSWER CHOICES	RESPONSES	
African/African American/Black	0.7%	1
Alaskan Native/ Indigenous/ Native American	1.4%	2
Asian/Asian American	17.2%	25
Caucasian/White	69.0%	100
Hispanic/Latino/a	12.4%	18
Native Hawaiian/Other Pacific Islander	0.0%	0
Middle Eastern/ North African	3.4%	5
I do not wish to disclose	15.9%	23
Other (please specify)	0.7%	1
Total Respondents: 145		

Q75 What is the primary language spoken in your home?

Answered: 146 Skipped: 43

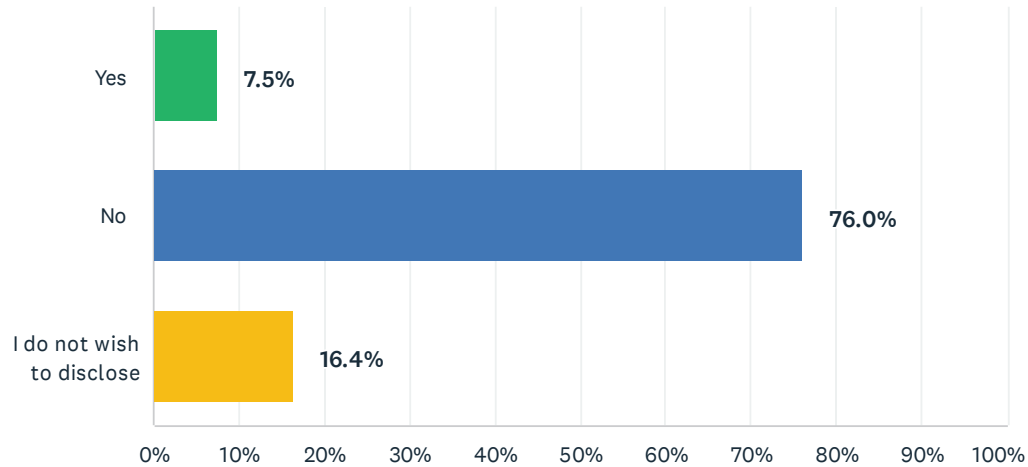


Parent Climate Survey 2022

ANSWER CHOICES	RESPONSES	
American Sign Language	0.0%	0
Chinese	0.0%	0
English	84.9%	124
French	0.0%	0
German	0.0%	0
Hindi	0.7%	1
Italian	0.0%	0
Korean	0.0%	0
Russian	0.7%	1
Spanish	1.4%	2
Tagalog	0.0%	0
Urdu	0.0%	0
Vietnamese	0.0%	0
I do not wish to disclose	8.9%	13
Other (please specify)	3.4%	5
TOTAL		146

Q76 Do you or a member of your immediate family identify as a member of the LGBTQ community?

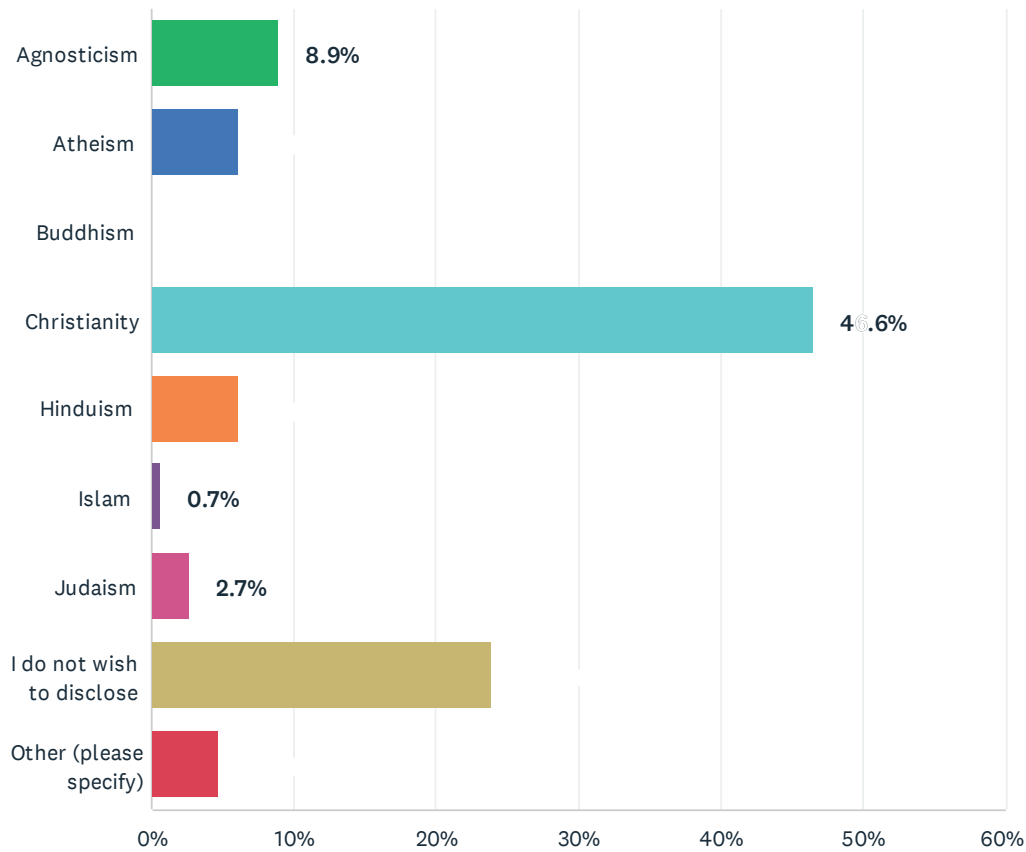
Answered: 146 Skipped: 43



ANSWER CHOICES	RESPONSES	
Yes	7.5%	11
No	76.0%	111
I do not wish to disclose	16.4%	24
TOTAL		146

Q77 What is your religious affiliation?

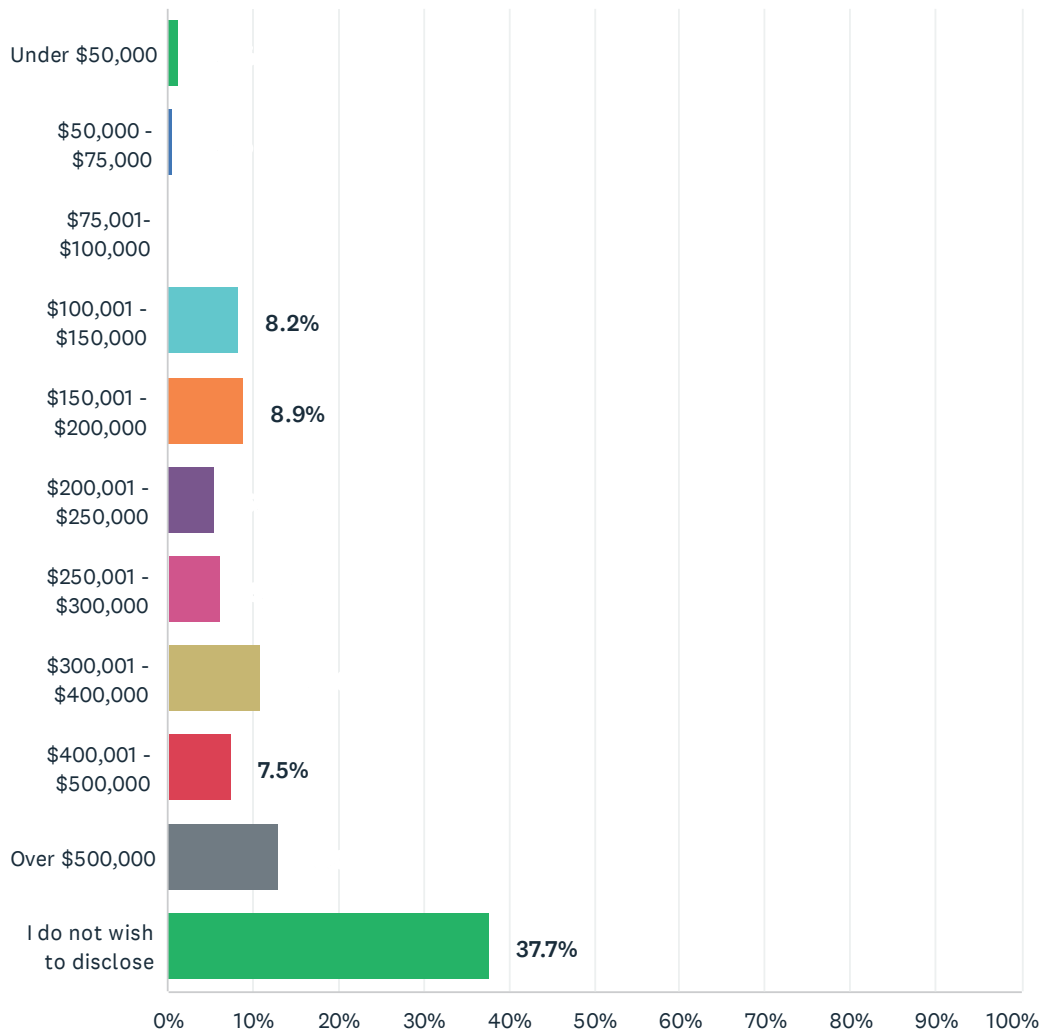
Answered: 146 Skipped: 43



ANSWER CHOICES	RESPONSES	
Agnosticism	8.9%	13
Atheism	6.2%	9
Buddhism	0.0%	0
Christianity	46.6%	68
Hinduism	6.2%	9
Islam	0.7%	1
Judaism	2.7%	4
I do not wish to disclose	24.0%	35
Other (please specify)	4.8%	7
TOTAL		146

Q78 What is your total gross/pretax household income?

Answered: 146 Skipped: 43



Parent Climate Survey 2022

ANSWER CHOICES	RESPONSES	
Under \$50,000	1.4%	2
\$50,000 - \$75,000	0.7%	1
\$75,001- \$100,000	0.0%	0
\$100,001 - \$150,000	8.2%	12
\$150,001 - \$200,000	8.9%	13
\$200,001 - \$250,000	5.5%	8
\$250,001 - \$300,000	6.2%	9
\$300,001 - \$400,000	11.0%	16
\$400,001 - \$500,000	7.5%	11
Over \$500,000	13.0%	19
I do not wish to disclose	37.7%	55
TOTAL		146