



2023-2024 Annual Federal Programs Planning Meeting -All Levels

April 13, 2023




Agenda

- Welcome and Introductions -Mrs Burrows
- Federal Programs Planning Expectations -Mrs Burrows
- Review of Updates for Family/Scholar Engagement Policy and Home/School Compact -Stakeholder Feedback
- Needs Assessment Review -Mrs Burrows and Stakeholder Feedback
- Survey Results -Mrs. Burrows
- Data -School Leaders
- Groups/Feedback/Share Out -Stakeholder Feedback
- Questions/Comments

Federal Programs Planning Presentation

2023-2024





What are Federal Programs?

- Federal Programs provides schools with **additional funding that is supplemental to regular school funding** -based on the number of scholars/demographics served
- Federal funding **programs include:** Titles I-IV, IDEA, Priority, ESSER, GEER, CTE, etc.
- Federal funds can **provide additional funding** for some of these supplemental activities:
 - Instructional Coaches
 - Social Workers and Parent Coordinators
 - Deans of Culture and Behavior Interventionists
 - Extended Day/Summer Academies/Interventions
 - Site Licenses
 - Curriculum Materials/Instructional Supplies
 - Data Analysis
 - Teacher Professional Development
 - Parent Support/Materials
 - Technology Devices



What Does that Mean for Our Scholars/Families/Teachers?



01

Scholar Support

Academic Interventions
Social/Emotional
Behavior Guidance
Necessary Materials

02

Family Support

Parent Coordinators
Social Workers
Mental Health
Nursing

03

Teacher Support

Professional Development
Necessary Materials

**Scholar
Achievement!**



To be reviewed every year/gather feedback for adjustments needed...




**Scholar/Family
Engagement Policy**




Scholar/Family Compact





Needs Assessment Document
-review for feedback every year





What Components are Identified in the Comprehensive Needs Assessment?

***Identify **focus areas that are most essential** to school reform and the factors that **impact student achievement** in each of the following areas:

- ❑ **Student Achievement** (Math, ELA, Science, Social Studies/History) - Data Sources: state report card, focus groups, surveys, observation reports, certified staff percentages, teacher retention rates, etc.
- ❑ **Teacher and Administrator Quality** (Recruitment, Retention, Effectiveness of Teachers and Administrators) - Data Sources: state report card, focus groups, surveys, observation reports, certified staff percentages, teacher retention rates, etc.
- ❑ **Parent and Family Engagement** - Data Sources: state report card, focus groups, surveys, business/community feedback, etc.
- ❑ **Social Emotional Learning** - Data Sources: discipline referrals, focus groups, surveys, etc.
- ❑ **Safe and Healthy Schools** - Data Sources: school culture and climate surveys, discipline referrals, expulsion/suspension data, focus groups, surveys, school operations and management, teacher retention rates, etc.
- ❑ **Technology** - Data Sources: academic achievement, surveys, observation reports, etc.




Current Strengths... What is Missing?

*offering our teachers **weekly professional development** using data to drive instruction

*strengthened instructional **technology** in every classroom and move towards one-to-one in all grades

*planned for **constant scholar support** from initial college planning to acceptance and enrollment culminating at college graduation




*increased individual **scholar interventions** based on identified scholar needs


*providing **extended day and summer programs** to remediate and scaffold learners performing below the 80% expectation

*provided **weekly observations and feedback** from Instructional Coaches as well as Administrators

Current Needs... What is Missing?



- ❑ continue to be laser focused on high quality **daily intervention in ELA and Math, especially**
- ❑ continue to identify and utilize effective formative **interim assessments/benchmarks** for daily data driven instruction
- ❑ continue to implement a structured, research based, **Tier 1 ELA and Math curriculum**
- ❑ continue to **grow the number of qualified teachers** through new hires and targeted training
- ❑ increase the **extended day program effectiveness**
- ❑ implement the expansion of **intervention services** to include **enrichment, SEL**, and academic support
- ❑ continue to develop a **stronger support for parent and community** educational growth through free on-site courses and workshops
- ❑ continue to **provide extensive professional development** for teaching and administrative staff to ensure proper curriculum implementation



Identified Needs -Continued... What is Missing?



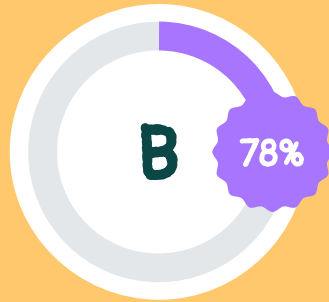
- ❑ continue to increase **on-site bi-lingual services**
- ❑ continue to **consistently seek feedback** -having a growth mindset
- ❑ continue to grow teachers -reducing teacher turnover through **professional mentor support**
- ❑ continue to **reduce behavior incidents** -with more individual scholar support through Dean of Culture and Behavior Interventionists
- ❑ provide more **mental health and family wellness SEL support** through Social Workers and Mental Health Counselors
- ❑ continue to improve **bi-lingual home-school communication**
- ❑ continue to address the individual needs of our **homeless and unaccompanied youth**
- ❑ continue to **improve school safety**
- ❑ continue to **increase the overall effectiveness of academic programs:** Multilingual, Special Ed, Speech, GT and MTSS/RTI

Mid Year Survey Results...



Communication

79% of families said communication was GREAT!



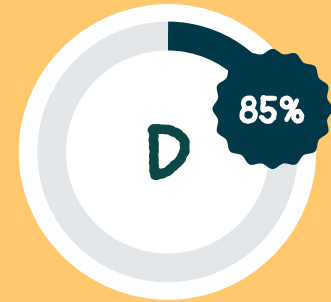
Return Calls

78% of families said phone calls/emails were returned promptly



Overall Friendliness

93% of families love the overall friendliness in the schools!



High Expectations

85% of families are happy with our high expectations



Other Survey Responses...


Some trends the school leadership will continue to address:

- Provide more **communication to families across all levels**
- Always **respond within 24 hours**
- More teachers reaching out -**phone calls and texts** -not just class dojo and messenger
- More parent conferences**
- More daily or weekly classroom reports** -especially academic and behavior concerns
- Keep **sharing with parents the good things** that are happening with their scholars
- Continue to strive for **more engagement of the principals** with the families
- Provide **more individual scholar support**
- More **tutoring**
- More **afterschool opportunities** -academics, sports, clubs, etc.
- Continue to provide **staff on each campus that supports scholar behavior, bullying, etc.**
- Strengthen social and emotional support** through counselors, mental health partnerships, guidance and the Director of Social Well-being
- Continue to provide **more challenging assignments**

4K Center Current Data:



1. Mastery of and
Letters sounds

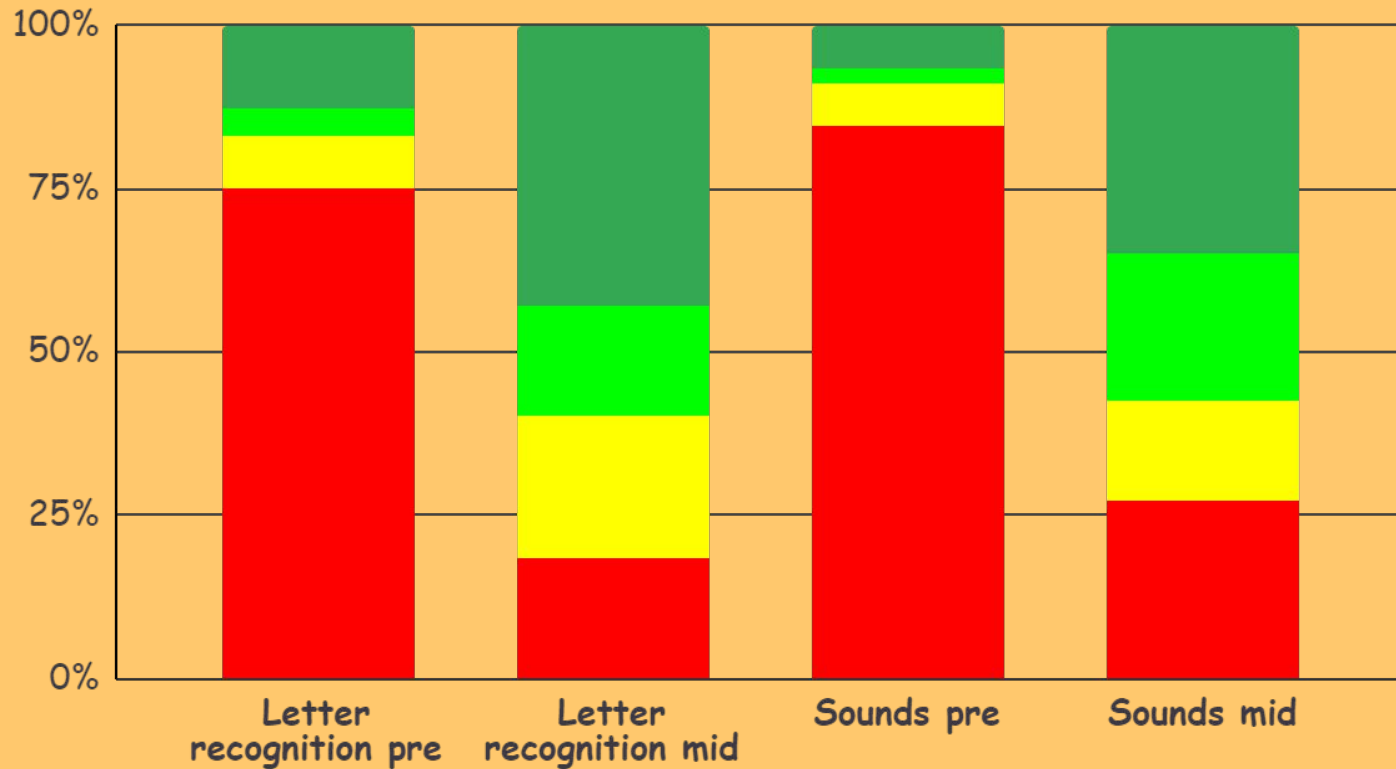


3. Math(Number
recognition and
counting objects)




2. Writing(name)

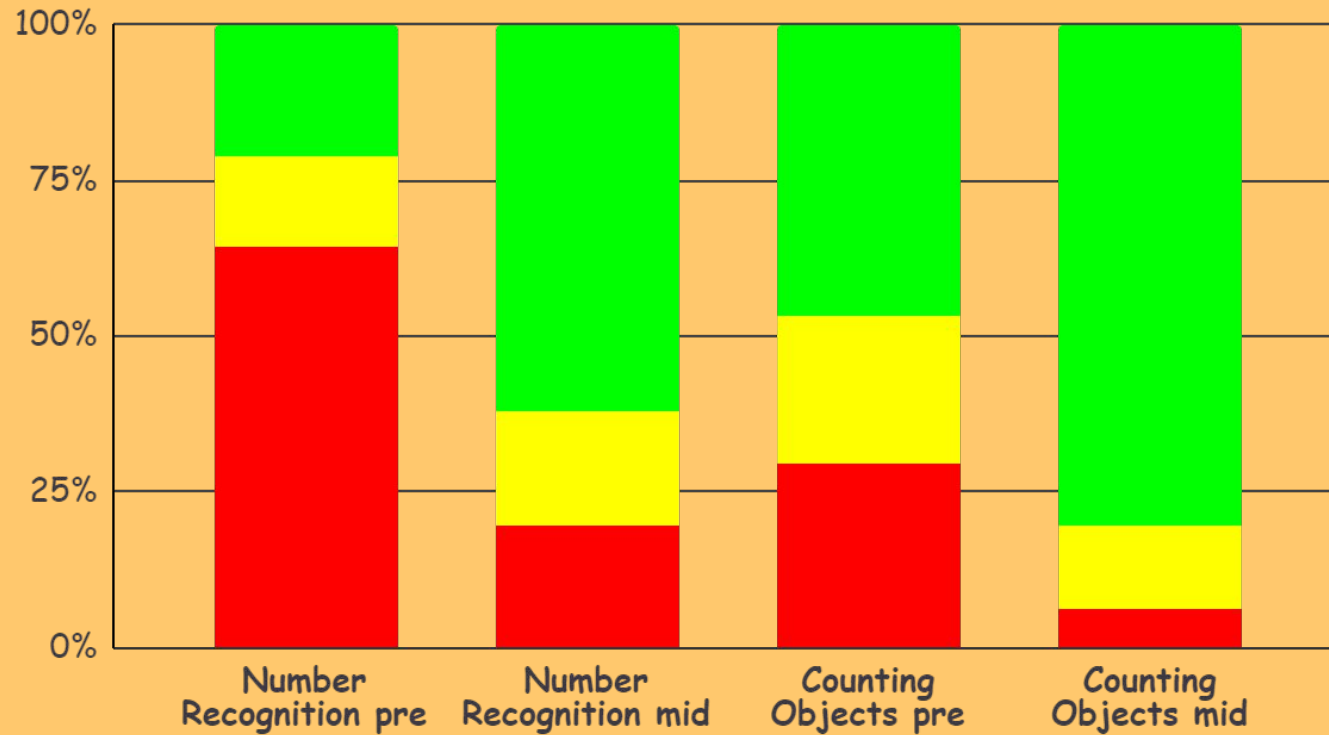
Mastery of Letters and Letters Sounds



Name Writing



Math (Fall and Winter)



Elementary School Current Data:



Fall to Winter K5 Interim Assessment grew from 5 points to 17 points in Math (high average)

Fall to Winter 3rd Grade Interim Assessment grew from 5 points to 11 points

Preview of early April benchmark results:
K5 class at 73% ELAMastery/
78%Math Mastery

Preview of early April benchmark results:
2nd Gr Class at 53% ELAMastery/
64%Math Mastery

A.A. Ratings	Points Needed
Excellent	21.43 - 35
Good	18.55 - 21.42
Average	13.36 - 18.54
Below Average	9.62 - 13.35
Unsatisfactory	0 - 9.61

GT FPS International



Middle School Current Data:



5th, 6th & 8th grade demonstrated increased growth in MAP Reading & Math grade level to grade level.



100% of the 8th grade Algebra 1 class is on track to pass the Algebra 1 EOC, with 50% expected to exceed.



6th Grade Science improved by approximately 28% on January's benchmark when compared to last year's SC Ready results.



We have 1 Junior Scholar and 8 scholars whose Fall scores were eligible to test into Gifted & Talented program.



High School Current Data:



1. 115 Scholars in Dual Enrollment, which is the most ever!



2. Benchmark Data
Algebra 1 - 80% proficient
Last year - 51%



3. Benchmark Data
Biology - 59% proficient
Last year - 46%



4. Benchmark Data
English 2 - 66% proficient
Last year - 61%



Can we have your input -strength or weakness?



Groups/Chart/
Share



your



Ideas



please!



Next Steps...



**March -Parent
Meetings**



**April -Leadership
Planning Meetings**



**April -Update Needs
Assessment**



**April -Whole Legacy
Meeting**



**May -Finalize Plan
Drafts**



**Submit to District and
State for Approval**



**Thank You for
Your Input!**

