

Northeastern Local School District

Accumulated Monthly Financial Report
For the Month Ended March 31, 2023

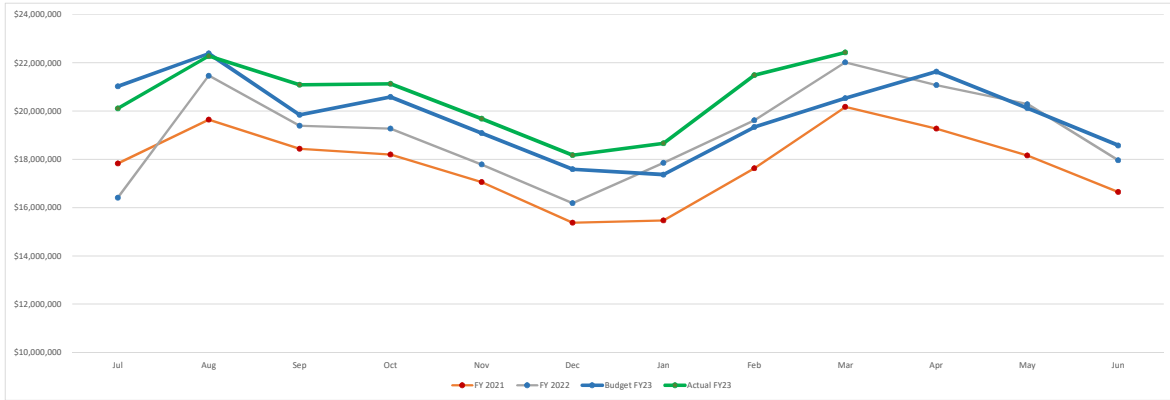


Prepared by:
Northeastern Local School District Treasurer's Office
Dale R Miller, CPA, Treasurer/CFO

937-325-7615

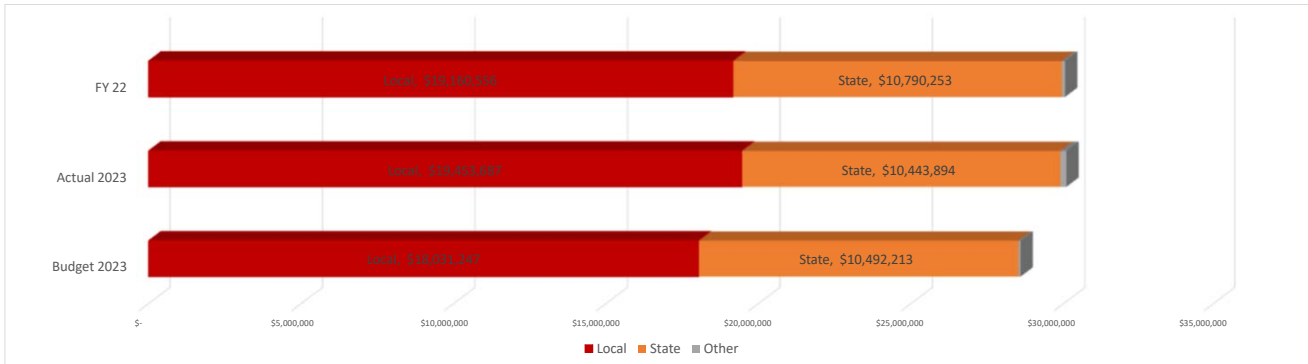
**Northeastern Local School District
General Fund & Related Fund Balances
Variance Report June 30, 2022**

	Jul	Aug	Sep	Oct	Nov	Dec	Jan	Feb	Mar	Apr	May	Jun
FY 2021	\$ 17,833,737	\$ 19,642,295	\$ 18,441,425	\$ 18,194,435	\$ 17,058,291	\$ 15,377,162	\$ 15,469,215	\$ 17,626,349	\$ 20,172,690	\$ 19,268,846	\$ 18,164,995	\$ 16,645,940
FY 2022	\$ 16,412,364	\$ 21,469,735	\$ 19,389,019	\$ 19,280,361	\$ 17,794,624	\$ 16,186,591	\$ 17,858,819	\$ 19,622,820	\$ 22,021,587	\$ 21,073,618	\$ 20,289,016	\$ 17,964,439
Budget FY23	\$ 21,030,209	\$ 22,385,888	\$ 19,843,160	\$ 20,587,250	\$ 19,086,411	\$ 17,585,575	\$ 17,369,087	\$ 19,335,377	\$ 20,529,778	\$ 21,629,600	\$ 20,128,761	\$ 18,577,926
Actual FY23	\$ 20,104,397	\$ 22,278,753	\$ 21,093,070	\$ 21,133,112	\$ 19,682,899	\$ 18,173,326	\$ 18,668,936	\$ 21,485,223	\$ 22,432,957			



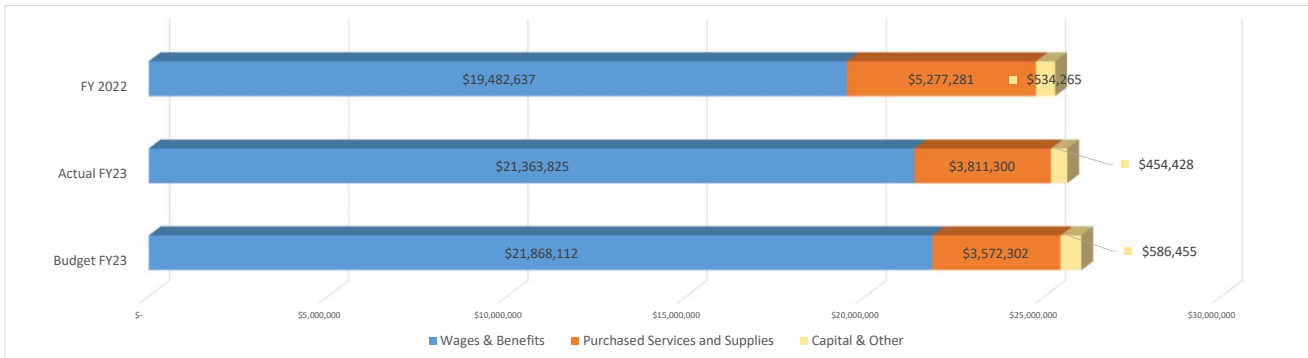
**Northeastern Local School District
General Fund & Related Fund Revenues
Variance Report June 30, 2022**

	Jul	Aug	Sep	Oct	Nov	Dec	Jan	Feb	Mar	Apr	May	Jun
FY 2021	\$ 5,194,217	\$ 9,568,488	\$ 11,964,072	\$ 14,705,155	\$ 15,965,971	\$ 17,052,623	\$ 19,702,896	\$ 24,459,635	\$ 30,053,768	\$ 32,675,817	\$ 34,824,488	\$ 36,346,600
FY 2022	\$ 2,652,528	\$ 10,175,588	\$ 11,221,882	\$ 13,669,624	\$ 14,679,243	\$ 15,682,818	\$ 19,869,726	\$ 23,968,155	\$ 29,303,450	\$ 31,625,291	\$ 33,381,455	\$ 34,266,586
Budget FY23	\$ 5,753,884	\$ 9,797,685	\$ 10,984,968	\$ 14,417,180	\$ 15,604,463	\$ 16,791,749	\$ 19,283,383	\$ 23,937,795	\$ 28,592,207	\$ 32,380,151	\$ 33,567,434	\$ 34,754,721
Actual FY23	\$ 5,213,669	\$ 9,834,379	\$ 11,861,204	\$ 14,703,581	\$ 15,821,683	\$ 16,934,915	\$ 20,027,338	\$ 25,553,035	\$ 30,098,071			



**Northeastern Local School District
General Fund & Related Fund Expenditures
Variance Report June 30, 2022**

	Jul	Aug	Sep	Oct	Nov	Dec	Jan	Feb	Mar	Apr	May	Jun
FY 2021	\$ 2,773,587	\$ 5,339,300	\$ 8,935,752	\$ 11,923,826	\$ 14,320,786	\$ 17,088,567	\$ 19,646,787	\$ 22,246,391	\$ 25,294,183	\$ 28,820,077	\$ 32,072,600	\$ 35,113,766
FY 2022	\$ 2,886,104	\$ 5,351,793	\$ 8,478,804	\$ 11,035,204	\$ 13,530,559	\$ 16,142,167	\$ 18,656,847	\$ 20,991,276	\$ 23,927,804	\$ 27,197,613	\$ 29,738,379	\$ 32,948,087
Budget FY23	\$ 2,688,115	\$ 5,376,237	\$ 9,106,248	\$ 11,794,370	\$ 14,482,492	\$ 17,170,614	\$ 19,878,736	\$ 22,566,858	\$ 26,026,869	\$ 28,714,991	\$ 31,403,113	\$ 34,141,235
Actual FY23	\$ 3,073,711	\$ 5,520,065	\$ 8,732,573	\$ 11,534,909	\$ 14,103,224	\$ 16,726,028	\$ 19,322,842	\$ 22,032,252	\$ 25,629,553			



Northeastern Local School District Spending Plan

March 31, 2023

Forecast Line Number	Monthly Estimate	Monthly Actual	Monthly Difference	Fiscal Year To Date Estimate	Fiscal Year To Date Actual	Fiscal Year To Date Difference		
Revenues:								
01.010 General Property (Real Estate)	\$ 3,153,804	\$ 2,526,612	\$ (627,192) ▼	\$ 11,393,992	\$ 12,096,467	\$ 702,475 ▲		5.6%
01.020 Tangible Personal Property Tax	\$ 313,325	\$ 641,376	\$ 328,051 ▲	\$ 1,253,302	\$ 1,258,338	\$ 5,036 ▲		
01.030 Income Tax	\$ -	\$ -	\$ -	\$ 4,268,785	\$ 4,658,662	\$ 389,877 ▲		9.1%
01.035 Unrestricted Grants-in-Aid	\$ 997,651	\$ 987,407	\$ (10,244) ▼	\$ 8,978,863	\$ 9,065,572	\$ 86,709 ▲		0.1%
01.040 Restricted Grants-in-Aid	\$ 63,641	\$ 54,521	\$ (9,120) ▼	\$ 572,772	\$ 492,634	\$ (80,138) ▼		
01.045 Restricted Federal Grants-in-Aid - SF5F	\$ -	\$ -	\$ -	\$ -	\$ -	\$ -		
01.050 Property Tax Allocation	\$ -	\$ -	\$ -	\$ 940,578	\$ 885,688	\$ (54,890) ▼		
01.060 All Other Operating Revenue	\$ 123,908	\$ 335,118	\$ 211,210 ▲	\$ 1,115,168	\$ 1,440,220	\$ 325,052 ▲		
01.070 Total Revenue	\$ 4,652,329	\$ 4,545,035	\$ (107,294) ▼	\$ 28,523,460	\$ 29,897,581	\$ 1,374,121 ▲		4.8%
02.010 Proceeds from Sale of Notes	\$ -	\$ -	\$ -	\$ -	\$ -	\$ -		
02.020 State Emergency Loans & Advancements (Approved)	\$ -	\$ -	\$ -	\$ -	\$ -	\$ -		
02.040 Operating Transfers-In	\$ -	\$ -	\$ -	\$ -	\$ -	\$ -		
02.050 Advances-In	\$ -	\$ -	\$ -	\$ 50,000	\$ 162,397	\$ 112,397 ▲		
02.060 All Other Financial Sources	\$ 2,083	\$ -	\$ (2,083) ▼	\$ 18,747	\$ 38,093	\$ 19,346 ▲		
02.070 Total Other Financing Sources	\$ 2,083	\$ -	\$ (2,083) ▼	\$ 68,747	\$ 200,490	\$ 131,743 ▲		
02.080 Total Revenues and Other Financing Sources	\$ 4,654,412	\$ 4,545,035	\$ (109,377) ▼	\$ 28,592,207	\$ 30,098,071	\$ 1,505,864 ▲		5.3%
Expenditures:								
03.010 Personal Services	\$ 2,315,667	\$ 2,367,326	\$ 51,659 ▼	\$ 15,437,780	\$ 15,233,759	\$ (204,021) ▲		-2.3%
03.020 Employees' Retirement/Insurance Benefits	\$ 714,481	\$ 669,382	\$ (45,099) ▲	\$ 6,430,332	\$ 6,130,067	\$ (300,266) ▲		
03.030 Purchased Services	\$ 295,494	\$ 357,848	\$ 62,354 ▼	\$ 2,659,444	\$ 2,527,712	\$ (131,732) ▲		-5.0%
03.040 Supplies and Materials	\$ 101,429	\$ 42,824	\$ (58,605) ▲	\$ 912,858	\$ 1,283,588	\$ 370,730 ▼		40.6%
03.050 Capital Outlay	\$ -	\$ 1,862	\$ 1,862 ▼	\$ 290,000	\$ 41,908	\$ (248,092) ▲		-85.5%
03.060 Intergovernmental	\$ -	\$ -	\$ -	\$ -	\$ -	\$ -		
04.010 Debt Service: All Principal (Historical)	\$ -	\$ -	\$ -	\$ -	\$ -	\$ -		
04.020 Debt Service: Principal-Notes	\$ -	\$ -	\$ -	\$ -	\$ -	\$ -		
04.030 Debt Service: Principal - State Loans	\$ -	\$ -	\$ -	\$ -	\$ -	\$ -		
04.040 Debt Service: Principal - State Advancements	\$ -	\$ -	\$ -	\$ -	\$ -	\$ -		
04.050 Debt Service: Principal - HB 264 Loans	\$ -	\$ -	\$ -	\$ -	\$ -	\$ -		
04.055 Debt Service: Principal - Other	\$ -	\$ -	\$ -	\$ -	\$ -	\$ -		
04.060 Debt Service: Interest and Fiscal Charges	\$ -	\$ -	\$ -	\$ -	\$ -	\$ -		
04.300 Other Objects	\$ 32,940	\$ 158,059	\$ 125,119 ▼	\$ 296,455	\$ 412,520	\$ 116,065 ▼		
04.500 Total Expenditures	\$ 3,460,011	\$ 3,597,301	\$ 137,290 ▼	\$ 26,026,869	\$ 25,629,553	\$ (397,316) ▲		-1.5%
05.010 Operational Transfers - Out	\$ -	\$ -	\$ -	\$ -	\$ -	\$ -		
05.020 Advances - Out	\$ -	\$ -	\$ -	\$ -	\$ -	\$ -		
05.030 All Other Financing Uses	\$ -	\$ -	\$ -	\$ -	\$ -	\$ -		
05.040 Total Other Financing Uses	\$ -	\$ -	\$ -	\$ -	\$ -	\$ -		
05.050 Total Expenditure and Other Financing Uses	\$ 3,460,011	\$ 3,597,301	\$ 137,290 ▼	\$ 26,026,869	\$ 25,629,553	\$ (397,316) ▲		
06.010 Excess Rev & Oth Financing Sources over(under) Ex	\$ 1,194,401	\$ 947,734	\$ (246,667) ▼	\$ 2,565,338	\$ 4,468,518	\$ 1,903,180 ▲		
07.010 Cash Balance-July1 -Excluding Proposed Renew/Replace & New		\$ 21,485,223	\$ 21,485,223 ▲		\$ 17,964,440	\$ 17,964,440 ▲		
07.020 Cash Balance June 30		\$ 22,432,957	\$ 21,238,556 ▲		\$ 22,432,957	\$ 19,867,619 ▲		
08.010 Estimated Encumbrances June 30		\$ 1,853,306	\$ 1,853,306 ▲		\$ 1,853,306	\$ 1,853,306 ▲		

Notes

Revenues

Line 1.01 Property Tax reflect 5.6% increase for the fiscal year. We are \$707,511 over budget. The increase is the result of the 23.5% increase in assessed values.

Line 1.03 Income Tax is 9.1% over budget ¾ through the fiscal year. We are currently \$389,877 over budget. April will have the final settlement for fiscal year 2023

Line 1.06 Other Operating Revenues for March reflects \$325,052 revenue over budget, we will receive excess costs and Medicaid and will remain over budget on Other Revenues for FY23.

Total Revenues is currently 4.8% or \$1,374,121 over budget. March is the cash flow high point for the fiscal year, the remainder of the months the expenditures will exceed revenues.

Expenditures

3.01 & 3.02 Wages and Benefits are 2.3% (\$504,287) under budget.

3.03 Purchased Services continue under budget. The expenditures for Instructional Purchase Services, Tuition for College Plus, and Repairs are the main factors of the purchased service under \$131,732 under budget.

3.04 Supplies are over budget for annual expenditures Edmentum, MVECA software, and Curriculum have expenditure higher than budget early in the school year carryover expenditures for the ELA curriculum accounts for most of the expenditures. We will also be moving forward with the curriculum update for the summer of 2023. We will request additional appropriations for this fiscal year.

3.05 Capital Outlay –We have delivery of 4 buses, the expenditure will be reflected in April and will be partial offset by the state grant.

Total Expenditures are \$397,316 under budget or 1.5%.

Summary – March's Report reflects stronger finances for the reporting year, We estimate the revenues to be \$1.35 million higher the budgeted. On the expenditures estimates are \$500k higher than budgets. We should add just slightly over \$1.1 million to our reserves. On last large item that is outstanding is the April Income Tax Settlement.

NORTHEASTERN LOCAL SCHOOL DISTRICT

Fund Report

Code	Fund Description	FY Beginning Balance	MTD Actual Receipts	FYTD Actual Receipts	MTD Expended	FYTD Expended	Current Balance	FY Encumbrances	FYTD Unencumbered
001	GENERAL	\$ 17,964,439.51	\$ 4,545,035.35	\$ 30,098,070.78	\$ 3,597,301.47	\$ 25,629,553.26	\$ 22,432,957.03	\$ 1,853,305.70	\$ 20,579,651.33
002	BOND RETIREMENT	1,276,053.76	2,206,529.15	3,912,474.87	38,117.32	2,425,804.60	2,762,724.03	3,904,275.00	(1,141,550.97)
003	PERMANENT IMPROVEMENT	1,412,878.87	96,522.38	470,788.51	19,001.03	692,220.83	1,191,446.55	501,053.78	690,392.77
004	BUILDING	7,946,839.92	8,229.32	60,213.62	561,927.95	3,347,220.49	4,659,833.05	1,422,941.72	3,236,891.33
006	FOOD SERVICE	859,053.02	119,885.36	677,354.79	104,026.87	743,766.37	792,641.44	162,913.33	629,728.11
007	SPECIAL TRUST	28,684.91	1,250.00	3,250.00	0.00	4,100.00	27,834.91	2,000.00	25,834.91
008	ENDOWMENT	10,068.70	0.00	0.00	0.00	0.00	10,068.70	0.00	10,068.70
010	CLASSROOM FACILITIES	24,337,965.07	28,614.60	7,243,871.40	1,021,401.83	18,037,402.76	13,544,433.71	6,799,843.50	6,744,590.21
018	PUBLIC SCHOOL SUPPORT	77,251.55	302.38	32,164.39	2,912.97	32,971.38	76,444.56	5,544.76	70,899.80
019	OTHER GRANT	26,661.09	556.23	13,207.11	1,950.05	12,920.11	26,948.09	3,254.43	23,693.66
020	SPECIAL ENTERPRISE FUND	190,691.19	17,664.75	99,054.92	13,773.29	92,419.97	197,326.14	4,961.56	192,364.58
022	DISTRICT CUSTODIAL	0.00	0.00	4,455.00	1,100.00	4,195.00	260.00	690.00	(430.00)
027	WORKMANS COMPENSATION-SELF INS	324,228.71	0.00	1,309.02	0.00	84,694.00	240,843.73	88,866.00	151,977.73
031	UNDERGROUND STORAGE TANK FUND	11,000.00	0.00	0.00	0.00	0.00	11,000.00	0.00	11,000.00
034	CLASSROOM FACILITIES MAINT.	945,231.26	59,916.33	273,331.45	2,601.62	4,284.64	1,214,278.07	0.00	1,214,278.07
200	STUDENT MANAGED ACTIVITY	184,265.02	35,236.69	130,200.60	22,454.55	109,250.85	205,214.77	30,507.73	174,707.04
300	DISTRICT MANAGED ACTIVITY	38,246.49	2,505.39	283,675.79	29,384.15	244,961.46	76,960.82	155,123.06	(78,162.24)
401	AUXILIARY SERVICES	27,806.04	380.27	296,845.34	14,405.26	198,259.59	126,391.79	1,523.26	124,868.53
451	DATA COMMUNICATION FUND	50,400.00	5,400.00	10,800.00	0.00	0.00	61,200.00	0.00	61,200.00
461	VOCATIONAL EDUC. ENHANCEMENTS	0.00	16,000.00	16,000.00	16,000.00	16,000.00	0.00	0.00	0.00
467	STUDENT WELLNESS AND SUCCESS FUND	526,506.12	0.00	0.00	0.00	0.00	526,506.12	0.00	526,506.12
499	MISCELLANEOUS STATE GRANT FUND	14,492.00	0.00	150,000.00	0.00	0.00	164,492.00	151,459.00	13,033.00
507	ELEMENTARY AND SECONDARY SCHOOL EMERGENCY RELIEF FUND	0.00	46,548.81	469,424.49	86,887.83	556,312.32	(86,887.83)	0.00	(86,887.83)
516	IDEA PART B GRANTS	0.00	63,931.28	607,402.74	101,429.56	708,832.33	(101,429.59)	720.00	(102,149.59)

NORTHEASTERN LOCAL SCHOOL DISTRICT

Fund Report

Code	Fund Description	FY Beginning Balance	MTD Actual Receipts	FYTD Actual Receipts	MTD Expended	FYTD Expended	Current Balance	FY Encumbrances	FYTD Unencumbered
536	TITLE I SCHOOL IMPROVEMENT A	\$ 0.00	\$ 0.00	\$ 14,838.00	\$ 0.00	\$ 7,944.00	\$ 6,894.00	\$ 7,500.00	\$ (606.00)
572	TITLE I DISADVANTAGED CHILDREN	0.00	59,125.48	271,550.48	39,619.43	309,645.45	(38,094.97)	1,185.19	(39,280.16)
584	Title IV-Student Support	0.00	0.00	22,815.45	0.00	26,482.20	(3,666.75)	0.00	(3,666.75)
587	IDEA PRESCHOOL-HANDICAPPED	0.00	0.00	24,698.14	0.00	26,293.46	(1,595.32)	0.00	(1,595.32)
590	IMPROVING TEACHER QUALITY	0.00	15,934.94	65,603.95	6,523.94	73,813.45	(8,209.50)	0.00	(8,209.50)
Grand Total		\$ 56,252,763.23	\$ 7,329,568.71	\$ 45,253,400.84	\$ 5,680,819.12	\$ 53,389,348.52	\$ 48,116,815.55	\$ 15,097,668.02	\$ 33,019,147.53

Northeastern Local School District
General Accounts Reconciliation
For Month Ended March 2023

Bank Balance per Statement	\$	104,306.15
Money Market Account	\$	3,180.44
PaySchool Account	\$	58,722.16
Fern Tingley Trust Certificate of Deposit	\$	10,000.00
Star Ohio	\$	5,736,346.36
Star Ohio Building- Debt	\$	3,237,459.54
RedTree Investment	\$	20,805,677.22
RedTree Building	\$	18,105,583.14
Park State Building	\$	122,687.82
Total Reconciling Items	\$	<u>(67,147.28)</u>
	\$	<u>48,116,815.55</u>

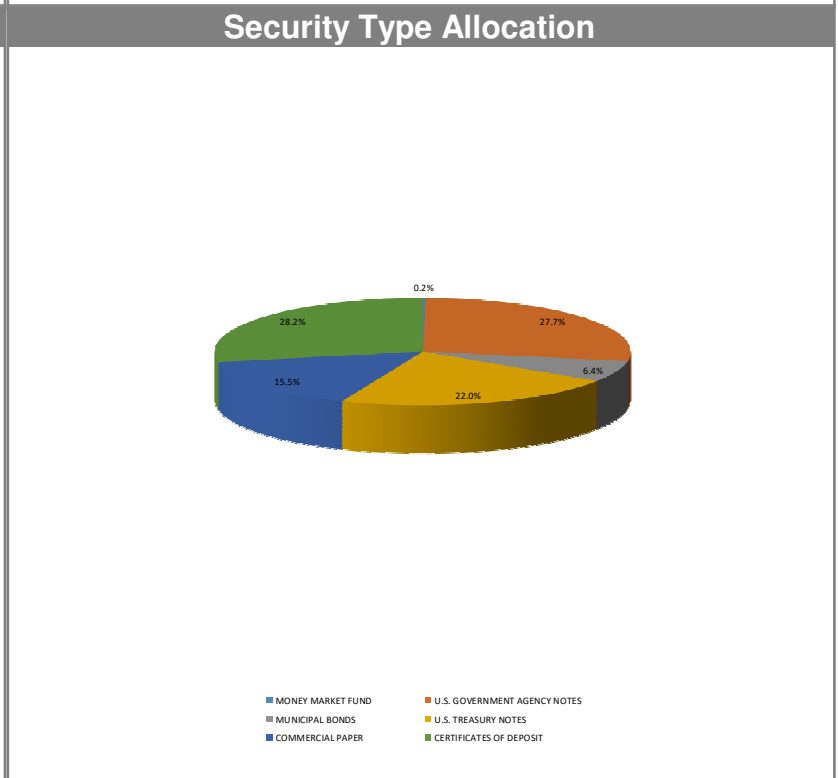
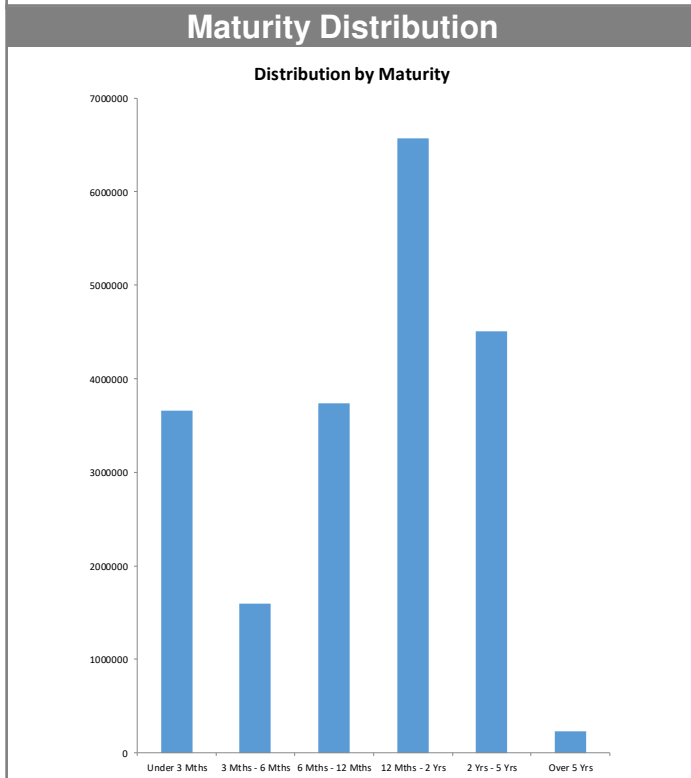
Cash Balance - General Fund	\$	22,432,957.03
Cash Balance - Debt Service (002)	\$	2,762,724.03
Cash Balance Building Funds (004 & 010)	\$	18,204,266.76
Cash Balance - Permanent Improvement (003)	\$	1,191,446.55
Cash Balance - Other	\$	<u>3,525,421.18</u>
	\$	<u>48,116,815.55</u>

Northeastern Local School District
Revenue & Expenditure Report (Northeastern and Kenton Ridge Pre-K -12 Buildings
As of 3/31/2023

	Budget	Budget GMP	Fiscal Years 2018-2022	Month	Fiscal Year to Date	Project to Date
Revenue:						
Local Money (Debt)	\$ 61,452,457	\$ 61,452,457	\$ 61,452,457			\$ 61,452,457
Local Funded (Debt)	\$ 17,882,543	\$ 17,882,543	\$ 17,882,543			\$ 17,882,543
Debt Total	\$ 79,335,000	\$ 79,335,000	\$ 79,335,000			\$ 79,335,000
State Funding	\$ 40,968,961	\$ 40,968,961	\$ 30,360,259	\$ -	\$ 7,028,887	\$ 37,389,146
Interest						\$ -
Fund 004			\$ 788,156	\$ 8,229	\$ 60,214	\$ 848,370
Fund 010 Local			\$ 2,778,064	\$ 23,775	\$ 153,983	\$ 2,932,047
Fund 010 State			\$ 40,553	\$ 4,840	\$ 61,002	\$ 101,555
Other Debt Premium	\$ -	\$ -	\$ 867,674	\$ -	\$ -	\$ 867,674
Total Revenues & Resources	\$ 120,303,961	\$ 120,303,961	\$ 114,169,706	\$ 36,844	\$ 7,304,086	\$ 121,473,792
By Fund						
Fund 004			\$ 18,670,699	\$ 8,229	\$ 60,214	\$ 18,730,913
Fund 010			\$ 95,499,007	\$ 28,615	\$ 7,243,872	\$ 102,742,879
						\$ 121,473,792
Expenditures:						
Building						
Northeastern PK-12	\$ 41,666,465	\$ 41,925,237	\$ 36,680,086	\$ 12,333	\$ 4,105,708	\$ 40,785,794
Kenton Ridge PK12	\$ 57,367,196	\$ 58,523,273	\$ 34,954,557	\$ 1,235,375	\$ 16,252,328	\$ 51,206,885
Architect & Professional Service		\$ 7,946,045	\$ 6,942,096	\$ 94,030	\$ 784,995	\$ 7,727,091
CMR -PreCon and Early Site		\$ 3,512,983	\$ 1,063,444		\$ -	\$ 1,063,444
Land		\$ 1,069,869	\$ 1,069,869		\$ -	\$ 1,069,869
Other cost	\$ 17,882,543	\$ 828,804	\$ 72,530	\$ 4,892	\$ 4,892	\$ 72,530
Abate and Demo	\$ 3,388,742	\$ 3,388,742				
LFO Project				\$ 236,700	\$ 236,700	
Debt Payment from Sale			\$ 866,624			\$ 866,624
To Contingency	\$ -	\$ 964,678	\$ 235,696	\$ -	\$ -	\$ 235,696
	\$ 120,304,946	\$ 118,159,631	\$ 81,884,902	\$ 1,583,330	\$ 21,384,623	\$ 103,027,933
By Fund						
Fund 004			\$ 10,726,445	\$ 561,928	\$ 3,347,220	\$ 14,073,665
Fund 010			\$ 71,161,043	\$ 1,021,402	\$ 18,037,403	\$ 89,198,446
				\$ 1,583,330	\$ 21,384,623	\$ 4,657,248
Special Project Summary						
Fund Balance						
a Fund 004			\$ 7,946,839		\$ 4,659,833	
Less Encumbered	Wengers	Music Rooms			\$ 481,412	
	Stan Assoc	Balance Bldg			\$ 1,353	
	Shook	Construction			\$ 261,339	
	Ruetschle	Architect			\$ 54,502	
	Equipment Guy	Weight Room			\$ 43,000	
	2301129	Furniture NE			\$ 25,724	
	Dant Clayton	Bleachers	Special Project	\$ 789,103	\$ 552,403	
	CDW	Control Computers		\$ 8,100	\$ 3,208	
b Total Encumbered					\$ 1,422,941	
c LFO (Tracks KR \$7K, NE \$3K, BOE \$3K)						
a minus b-minus c					\$ 3,236,892	
a Fund 010					\$ 14,537,221	
Less Encumbered	Shook	Construction			\$ 6,226,162	
	Ruetschle	Architect			\$ 516,535	
	MVECA	Phone System			\$ 39,296	
	Stan Assoc	Balance Bldg			\$ 17,851	
					\$ 2,826,176	
b Total Encumbered					\$ 9,626,020	
c Less State plus LFI return \$2M					\$ (719,938)	
					\$ 4,191,263	
					\$ 7,428,155	

Monthly Investment Summary
Northeastern Local School District
US Bank Custodian Acct Ending x70762
 March 31, 2023

Monthly Cash Flow Activity		Market Value Summary				
From 02-28-23 through 03-31-23						
Beginning Book Value	20,741,069.54	Security Type	Market Value	Pct. Assets	Avg Yield at Cost	Wght Avg Mat
Contributions	0.00	Money Market Fund				
Withdrawals	0.00	MONEY MARKET FUND	47,641.45	0.2	4.67	0.00
Prior Month Management Fees	-1,564.81	Fixed Income				
Realized Gains/Losses	435.75	MUNICIPAL BONDS	1,299,840.85	6.4	0.97	3.05
Gross Interest Earnings	65,736.74	U.S. GOVERNMENT AGENCY NOTES	5,611,222.28	27.6	1.62	1.86
Ending Book Value	20,805,677.22	U.S. TREASURY NOTES	4,466,766.10	21.9	1.80	0.79
		Accrued Interest	35,282.22	0.2		
		Commercial Paper				
		COMMERCIAL PAPER	3,146,939.27	15.5	5.06	0.32
		Certificate of Deposit				
		CERTIFICATES OF DEPOSIT	5,717,686.77	28.1	3.49	1.57
		Accrued Interest	28,030.09	0.1		
		TOTAL PORTFOLIO	20,353,409.04	100.0	2.69	1.37



Disclosures:

RedTree's internal accounting system is used as the source of the market value of this account. Although obtained from a source believed to be reliable, we cannot guarantee its accuracy. You should review all account statements provided by the custodian and compare with the statements provided by RedTree.

Portfolio Holdings Report
Northeastern Local School District
US Bank Custodian Acct Ending x70762
 March 31, 2023

Quantity	Cusip	Security Description	Moody's	S&P	Cost Basis	Market Value	Yield at Cost	Wtd Maturity	Purchase Date
U.S. GOVERNMENT AGENCY NOTES									
250,000	3130ANDP2	Federal Home Ln Bank 0.250% Due 08-18-23	Aaa	AA+	250,000.00	245,431.06	0.25	0.38	08-18-21
305,000	3133EMHL9	Federal Farm Credit Bank 0.310% Due 11-30-23	Aaa	AA+	304,673.65	295,631.00	0.36	0.65	10-06-21
410,000	3133EMJQ6	Federal Farm Credit Bank 0.280% Due 12-08-23	Aaa	AA+	410,205.00	397,246.92	0.26	0.67	06-16-21
500,000	3130A0XE5	Federal Home Ln Bank 3.250% Due 03-08-24	Aaa	AA+	499,225.00	493,196.78	3.35	0.91	08-17-22
350,000	3130ALKS2	Federal Home Ln Bank 0.375% Due 03-15-24	Aaa	AA+	349,597.50	336,164.88	0.42	0.94	10-04-21
310,000	3130AMFP2	Federal Home Ln Bank 0.500% Due 08-27-24	Aaa	AA+	310,000.00	292,903.55	0.50	1.37	05-27-21
250,000	3130AKDS2	Federal Home Ln Bank 0.390% Due 10-28-24	Aaa	AA+	250,242.50	234,083.71	0.36	1.54	02-19-21
250,000	3130AMNR9	Federal Home Ln Bank 0.625% Due 11-27-24	Aaa	AA+	250,000.00	235,027.40	0.63	1.61	05-28-21
300,000	3130AMR53	Federal Home Ln Bank 0.620% Due 12-09-24	Aaa	AA+	277,335.00	281,874.75	5.11	1.65	02-28-23
500,000	3130AP6F7	Federal Home Ln Bank 0.600% Due 01-07-25	Aaa	AA+	500,000.00	467,604.78	0.60	1.72	10-07-21
450,000	3133EMER9	Federal Farm Credit Bank 0.470% Due 01-27-25	Aaa	AA+	449,482.50	419,177.51	0.50	1.78	10-29-20
500,000	3134GWUG9	Federal Home Ln Mtg 0.570% Due 09-24-25	Aaa	AA+	500,000.00	456,914.52	0.57	2.42	09-24-20
235,000	3134GXHD9	Federal Home Ln Mtg 0.700% Due 12-23-25	Aaa	AA+	235,000.00	214,419.50	0.70	2.65	12-23-20
300,000	3133ENXS4	Federal Farm Credit Bank 3.375% Due 05-26-26	Aaa	AA+	300,000.00	289,301.81	3.37	2.91	05-26-22
250,000	3133ENF96	Federal Farm Credit Bank 3.960% Due 08-17-26	Aaa	AA+	250,000.00	244,516.98	3.96	3.11	08-17-22
200,000	3130ANMH0	Federal Home Ln Bank 1.100% Due 08-20-26	Aaa	AA+	200,000.00	181,289.36	1.10	3.26	08-20-21
120,000	3130ANNP1	Federal Home Ln Bank 1.100% Due 08-24-26	Aaa	AA+	120,000.00	108,736.01	1.10	3.27	08-30-21
265,000	3130AT3P0	Federal Home Ln Bank 5.000% Due 09-14-27	Aaa	AA+	265,000.00	262,483.94	5.00	3.94	09-28-22
180,000	3134GXHU1	Federal Home Ln Mtg 0.780% Due 12-14-27	Aaa	AA+	150,372.00	155,217.80	4.68	4.52	03-10-23
	Accrued Interest					11,644.17			
					5,871,133.15	5,622,866.45	1.62	1.86	
MUNICIPAL BONDS									
145,000	071149FM5	Bath LSD, OH GO 1.000% Due 12-01-23	A1	AA	147,784.00	142,600.25	0.40	0.66	09-10-20
155,000	733845MS7	Port Clinton CSD, OH GO 0.000% Due 12-01-23		AA+	150,195.00	150,210.50	0.99	0.65	09-02-20
100,000	564283YW3	City of Mansfield, OH GO 5.000% Due 12-01-24	A2	AA	117,917.00	103,535.00	0.58	1.58	10-22-20
200,000	51280UCN5	Lakota LSD, OH GO 2.392% Due 12-01-26	Aa1	AA+	214,912.00	187,818.00	1.00	3.43	05-24-21
290,000	927620CV4	Violet Township, OH GO 0.989% Due 12-01-26	Aa2		290,000.00	256,415.10	0.99	3.52	08-25-21
100,000	915489B56	City of Upper Arlington, OH GO 1.098% Due 12-01-27		AAA	99,461.00	86,767.00	1.18	4.44	06-11-21
145,000	774829JC0	Rocky River CSD, OH GO 4.000% Due 12-01-27	Aa2		169,586.20	142,914.90	1.19	4.16	08-18-21
265,000	199492P86	City of Columbus, OH GO 1.215% Due 04-01-28	Aaa	AAA	265,000.00	229,580.10	1.21	4.72	02-17-21

Disclosures:

RedTree's internal accounting system is used as the source of the market value of this account. Although obtained from a source believed to be reliable, we cannot guarantee its accuracy. You should review all account statements provided by the custodian and compare with the statements provided by RedTree.

Questions? Call 888.596.2293 or email info@redtreeinv.com

Portfolio Holdings Report
Northeastern Local School District
US Bank Custodian Acct Ending x70762
 March 31, 2023

Quantity	Cusip	Security Description	Moody's	S&P	Cost Basis	Market Value	Yield at Cost	Wtd Maturity	Purchase Date
		Accrued Interest				8,609.91			
					1,454,855.20	1,308,450.76	0.97	3.05	
U.S. TREASURY NOTES									
640,000	91282CBX8	US Treasury Note 0.125% Due 04-30-23	Aaa	AA+	638,150.00	637,831.68	0.32	0.08	10-25-21
725,000	91282CCK5	US Treasury Note 0.125% Due 06-30-23	Aaa	AA+	722,875.97	717,109.10	0.27	0.25	06-30-21
500,000	91282CCN9	US Treasury Note 0.125% Due 07-31-23	Aaa	AA+	498,906.25	492,461.00	0.24	0.33	08-12-21
250,000	91282CDA6	US Treasury Note 0.250% Due 09-30-23	Aaa	AA+	249,718.08	244,648.50	0.31	0.49	09-30-21
475,000	9128285U0	US Treasury Note 2.625% Due 12-31-23	Aaa	AA+	471,845.71	467,819.42	3.08	0.73	06-30-22
500,000	91282CEG2	US Treasury Note 2.250% Due 03-31-24	Aaa	AA+	493,457.03	488,379.00	3.02	0.97	06-28-22
500,000	91282CEK3	US Treasury Note 2.500% Due 04-30-24	Aaa	AA+	493,398.44	488,886.50	3.30	1.04	08-12-22
400,000	91282CFG1	US Treasury Note 3.250% Due 08-31-24	Aaa	AA+	399,218.75	393,781.20	3.35	1.36	08-31-22
250,000	9128283V0	US Treasury Note 2.500% Due 01-31-25	Aaa	AA+	246,875.00	242,646.50	3.00	1.76	06-13-22
300,000	9128285J5	US Treasury Note 3.000% Due 10-31-25	Aaa	AA+	300,000.00	293,203.20	3.00	2.42	06-10-22
		Accrued Interest				15,028.14			
					4,514,445.23	4,481,794.25	1.80	0.79	
CERTIFICATES OF DEPOSIT									
246,000	61760AYK9	Morgan Stanley Private Bank, NY 2.700% Due 04-11-23			245,803.20	245,830.26	2.72	0.03	04-23-19
249,000	06426KBC1	Bank of New England, NH 2.550% Due 05-23-23			248,526.90	248,127.50	2.61	0.14	05-23-19
246,000	38148P5F0	Goldman Sachs Bank USA, NY 3.050% Due 02-20-24			245,692.50	241,582.33	3.08	0.86	02-20-19
246,000	856285PG0	State Bank of India, NY 3.150% Due 02-28-24			245,508.00	241,701.40	3.20	0.88	03-01-19
249,000	538036KC7	Live Oak Banking Co, NC 1.650% Due 03-06-24			248,502.00	241,142.31	1.71	0.90	03-06-20
249,000	90348JJQ4	UBS Bank USA, UT 2.900% Due 04-03-24			248,352.60	243,608.40	2.97	0.97	04-03-19
249,000	58404DKK6	Medallion Bank, UT 0.350% Due 05-21-24			248,875.50	235,944.68	0.37	1.11	05-24-21
246,000	14042RLP4	Capital One, NA, Mclean, VA 2.650% Due 05-22-24			244,856.10	239,408.92	2.75	1.09	05-24-19
246,000	254673J72	Discover Bank, DE 3.100% Due 06-28-24			245,754.00	240,200.06	3.15	1.19	06-28-22
246,000	02589AD41	American Express Nat'l Bank, UT 3.300% Due 07-01-24			245,754.00	240,757.49	3.35	1.20	06-29-22
245,000	02007GUN1	Ally Bank, UT 3.150% Due 07-08-24			244,632.50	239,262.10	3.23	1.22	07-07-22
245,000	795451BP7	Sallie Mae Bank, UT 3.300% Due 07-08-24			244,755.00	239,709.96	3.34	1.22	07-07-22
247,000	14042TBQ9	Capital One Bank USA, Glen Allen, VA 2.250% Due 08-07-24			246,506.00	238,013.15	2.29	1.30	08-07-19
246,000	05580AP24	BMW Bank of North America, UT 3.250% Due 08-12-24			245,754.00	240,187.51	3.30	1.31	08-12-22

Disclosures:

RedTree's internal accounting system is used as the source of the market value of this account. Although obtained from a source believed to be reliable, we cannot guarantee its accuracy. You should review all account statements provided by the custodian and compare with the statements provided by RedTree.

Questions? Call 888.596.2293 or email info@redtreeinv.com

Portfolio Holdings Report
Northeastern Local School District
US Bank Custodian Acct Ending x70762
 March 31, 2023

Quantity	Cusip	Security Description	Moody's	S&P	Cost Basis	Market Value	Yield at Cost	Wtd Maturity	Purchase Date
249,000	9497635U6	Wells Fargo Bank, SD 4.500% Due 02-03-25			249,000.00	246,923.59	4.54	1.72	02-02-23
243,000	564759SC3	Manufacturers & Traders Trust Co, NY 5.250% Due 03-17-25			242,757.00	244,319.00	5.30	1.84	03-17-23
248,000	884693BY7	Thomasville Natl Bank, GA 5.050% Due 03-24-25			247,876.00	248,452.85	5.13	1.84	03-24-23
245,000	87164YN67	Synchrony Bank, UT 3.350% Due 07-01-25			244,632.50	236,781.23	3.40	2.12	07-01-22
157,000	598580AP3	Mifflinburg B&T Co, PA 5.000% Due 09-22-25			156,882.25	157,270.04	5.08	2.28	03-20-23
248,000	910286GD9	United Fidelity Bank FSB, IN 5.050% Due 09-30-25			247,752.00	248,728.13	5.15	2.30	03-30-23
244,000	319477AN5	First-Citizens B&T, NC 4.700% Due 10-28-25			243,634.00	242,699.48	4.75	2.35	10-28-22
243,000	23204HNV6	Customers Bank, PA 5.000% Due 03-31-26			243,000.00	243,670.92	5.00	2.76	03-31-23
249,000	34520LAX1	Forbright Bank, MD 4.100% Due 12-15-26			248,502.00	242,157.23	4.19	3.35	12-15-22
245,000	89235MNV7	Toyota Financial Savings Bank, NV 3.450% Due 08-18-27			244,387.50	231,208.21	3.50	3.98	08-18-22
	Accrued Interest					28,030.09			
					5,817,695.55	5,745,716.86	3.49	1.57	
COMMERCIAL PAPER									
400,000	46590ESA7	JP Morgan 0.000% Due 05-10-23	P-1	A-1	389,041.78	397,825.20	3.78	0.11	08-15-22
250,000	78015DTL4	Royal Bank of Canada (RBC) 0.000% Due 06-20-23	P-1	A-1+	241,680.42	247,222.25	5.04	0.22	10-17-22
565,000	89233HTP9	Toyota Motor Credit 0.000% Due 06-23-23	P-1	A-1+	546,085.68	558,368.59	5.15	0.23	10-24-22
170,000	89233HTU8	Toyota Motor Credit 0.000% Due 06-28-23	P-1	A-1+	166,065.59	167,882.48	5.05	0.24	01-10-23
440,000	89233HTV6	Toyota Motor Credit 0.000% Due 06-29-23	P-1	A-1+	430,790.80	434,456.00	4.93	0.25	01-24-23
250,000	78013WU65	Royal Bank of Canada (RBC) 0.000% Due 07-06-23	P-1	A-1+	243,194.45	246,635.75	5.14	0.27	12-22-22
250,000	06054PUK0	Bank of America 0.000% Due 07-19-23		A-1	240,322.22	246,111.75	5.41	0.30	10-24-22
125,000	89233HUM4	Toyota Motor Credit 0.000% Due 07-21-23	P-1	A-1+	120,310.00	123,029.50	5.24	0.31	10-26-22
250,000	78015DX21	Royal Bank of Canada (RBC) 0.000% Due 10-02-23	P-1	A-1+	242,643.96	243,296.25	5.43	0.50	03-15-23
250,000	63873KZ42	Natixis NY 0.000% Due 12-04-23	P-1	A-1	239,915.28	241,135.50	5.71	0.66	03-14-23
250,000	13608BZ72	Canadian Imp Holdings 0.000% Due 12-07-23	P-1	A-1	239,856.46	240,976.00	5.66	0.67	03-13-23
					3,099,906.64	3,146,939.27	5.06	0.32	
MONEY MARKET FUND									
	USBMMF	First American Treasury Obligations Fund			47,641.45	47,641.45	4.67		
TOTAL PORTFOLIO					20,805,677.22	20,353,409.04	2.69	1.37	

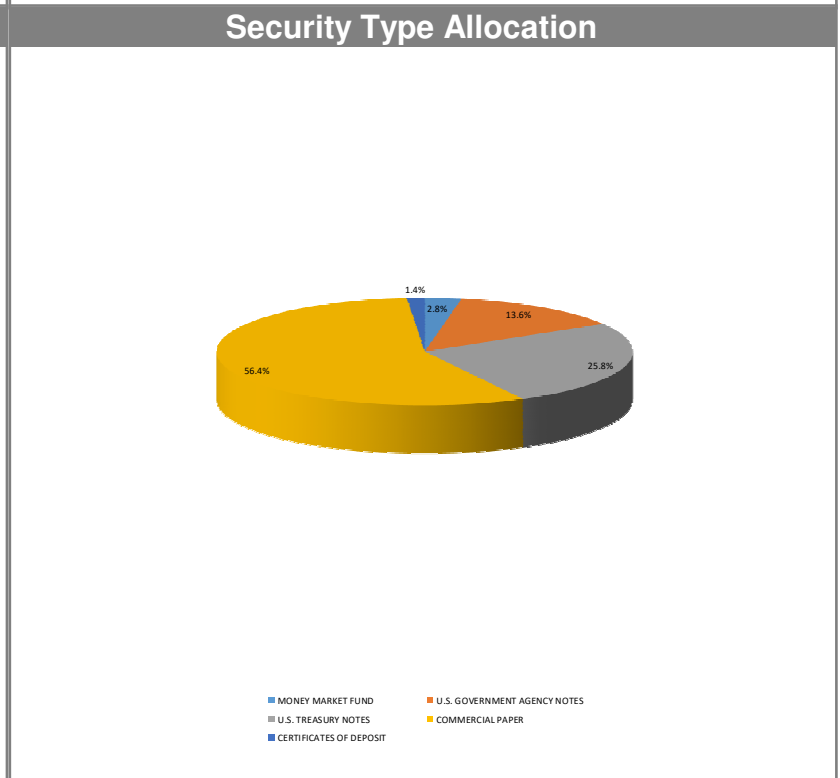
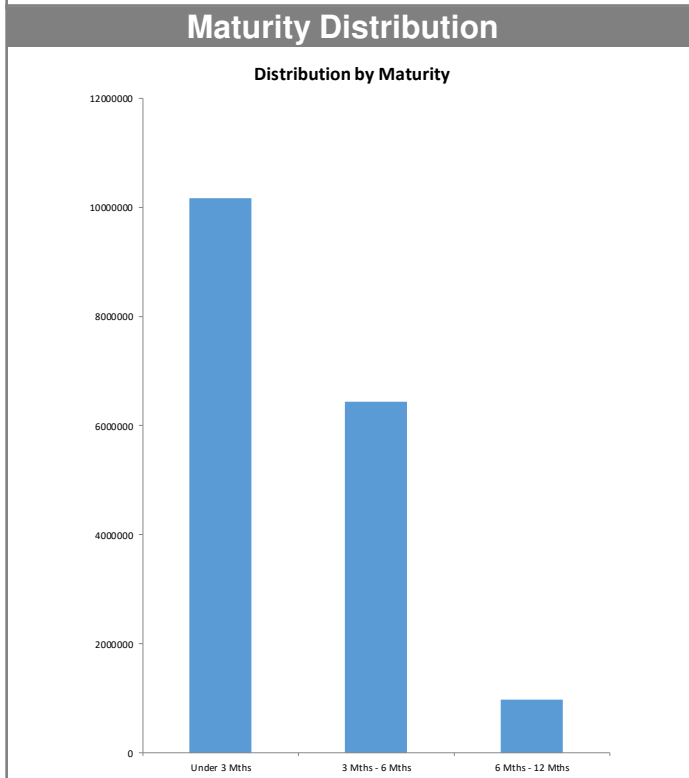
Disclosures:

RedTree's internal accounting system is used as the source of the market value of this account. Although obtained from a source believed to be reliable, we cannot guarantee its accuracy. You should review all account statements provided by the custodian and compare with the statements provided by RedTree.

Questions? Call 888.596.2293 or email info@redtreeinv.com

Monthly Investment Summary
Northeastern Local School District - 2018 Bond Proceeds
US Bank Custodian Acct Ending x99845
 March 31, 2023

Monthly Cash Flow Activity		Market Value Summary				
From 02-28-23 through 03-31-23						
Beginning Book Value	18,068,467.08	Security Type	Market Value	Pct. Assets	Avg Yield at Cost	Wght Avg Mat
Contributions	0.00	Money Market Fund				
Withdrawals	0.00	MONEY MARKET FUND	511,161.01	2.8	4.67	0.00
Prior Month Management Fees	-1,397.27	Fixed Income				
Realized Gains/Losses	1,367.46	U.S. GOVERNMENT AGENCY NOTES	2,451,636.64	13.6	0.30	0.41
Gross Interest Earnings	37,145.87	U.S. TREASURY NOTES	4,668,254.68	25.8	0.54	0.26
Ending Book Value	18,105,583.14	Accrued Interest	6,517.38	0.0		
		Commercial Paper				
		COMMERCIAL PAPER	10,206,765.01	56.4	5.04	0.23
		Certificate of Deposit				
		CERTIFICATES OF DEPOSIT	247,404.66	1.4	0.23	0.13
		Accrued Interest	181.46	0.0		
		TOTAL PORTFOLIO	18,091,920.84	100.0	3.16	0.26



Disclosures:

RedTree's internal accounting system is used as the source of the market value of this account. Although obtained from a source believed to be reliable, we cannot guarantee its accuracy. You should review all account statements provided by the custodian and compare with the statements provided by RedTree.

Portfolio Holdings Report
Northeastern Local School District - 2018 Bond Proceeds
US Bank Custodian Acct Ending x99845
 March 31, 2023

Quantity	Cusip	Security Description	Moody's	S&P	Cost Basis	Market Value	Yield at Cost	Wtd Maturity	Purchase Date
U.S. GOVERNMENT AGENCY NOTES									
1,500,000	3133EL3E2	Federal Farm Credit Bank 0.320% Due 08-10-23	Aaa	AA+	1,500,052.50	1,475,892.06	0.32	0.35	09-16-21
1,000,000	3133EMBQ4	Federal Farm Credit Bank 0.270% Due 10-05-23	Aaa	AA+	999,900.00	975,744.58	0.27	0.50	09-08-21
		Accrued Interest				2,000.00			
					2,499,952.50	2,453,636.64	0.30	0.41	
U.S. TREASURY NOTES									
1,500,000	91282CBX8	US Treasury Note 0.125% Due 04-30-23	Aaa	AA+	1,497,246.09	1,494,918.00	0.23	0.08	06-30-21
1,000,000	91282CCD1	US Treasury Note 0.125% Due 05-31-23	Aaa	AA+	999,101.56	992,628.00	0.17	0.17	08-06-21
500,000	9128284U1	US Treasury Note 2.625% Due 06-30-23	Aaa	AA+	497,871.10	497,527.00	3.05	0.25	06-17-22
1,720,000	91282CDA6	US Treasury Note 0.250% Due 09-30-23	Aaa	AA+	1,718,060.41	1,683,181.68	0.31	0.49	09-30-21
		Accrued Interest				4,517.38			
					4,712,279.16	4,672,772.06	0.54	0.26	
CERTIFICATES OF DEPOSIT									
249,000	27004PBQ5	Eaglemark Savings Bank, NV 0.200% Due 05-19-23			248,875.50	247,404.66	0.23	0.13	05-19-21
		Accrued Interest				181.46			
					248,875.50	247,586.12	0.23	0.13	
COMMERCIAL PAPER									
1,000,000	17327BRJ6	Citigroup 0.000% Due 04-18-23	P-1	A-1	975,600.00	997,583.00	5.00	0.05	10-20-22
750,000	17327BD7	Citigroup 0.000% Due 06-13-23	P-1	A-1	727,331.25	742,237.50	4.16	0.20	09-16-22
650,000	13608BTF1	Canadian Imp Holdings 0.000% Due 06-15-23	P-1	A-1	642,506.94	643,212.70	5.06	0.21	03-24-23
500,000	46640QTG6	JP Morgan 0.000% Due 06-16-23	P-1	A-1	493,433.06	494,693.00	5.10	0.21	03-14-23
500,000	89119BTL0	TD USA 0.000% Due 06-20-23	P-1	A-1+	493,402.78	494,343.50	5.07	0.22	03-17-23
300,000	89119BTN6	TD USA 0.000% Due 06-22-23	P-1	A-1+	296,380.83	296,513.10	5.11	0.23	03-28-23
1,000,000	22533UTP8	Credit Agricole NY 0.000% Due 06-23-23	P-1	A-1	985,095.83	988,191.00	5.19	0.23	03-10-23
500,000	06054PTT3	Bank of America 0.000% Due 06-27-23		A-1	493,200.00	493,838.50	5.17	0.24	03-23-23
500,000	89233HTT1	Toyota Motor Credit 0.000% Due 06-27-23	P-1	A-1+	491,022.50	493,843.50	4.95	0.24	02-14-23
300,000	89233HTU8	Toyota Motor Credit 0.000% Due 06-28-23	P-1	A-1+	294,844.50	296,263.20	5.00	0.24	02-22-23
500,000	89119BTV8	TD USA 0.000% Due 06-29-23	P-1	A-1+	482,828.75	493,645.00	5.31	0.25	10-31-22
500,000	63307MTW9	National Bank of Canada 0.000% Due 06-30-23	P-1	A-1	492,380.00	493,690.50	5.16	0.25	03-14-23
500,000	55078UUA0	LVMH Moet 0.000% Due 07-10-23	P-1	A-1	491,587.36	492,946.50	5.18	0.28	03-13-23
1,000,000	60689GUA2	Mizuho Securities 0.000% Due 07-10-23	P-1	A-1	976,316.67	985,618.00	5.02	0.28	01-17-23
500,000	78013WUE8	Royal Bank of Canada (RBC) 0.000% Due 07-14-23	P-1	A-1+	491,407.25	492,693.50	5.12	0.29	03-13-23

Disclosures:

RedTree's internal accounting system is used as the source of the market value of this account. Although obtained from a source believed to be reliable, we cannot guarantee its accuracy. You should review all account statements provided by the custodian and compare with the statements provided by RedTree.

Questions? Call 888.596.2293 or email info@redtreeinv.com



Portfolio Holdings Report
Northeastern Local School District - 2018 Bond Proceeds
US Bank Custodian Acct Ending x99845
 March 31, 2023

Quantity	Cusip	Security Description	Moody's	S&P	Cost Basis	Market Value	Yield at Cost	Wtd Maturity	Purchase Date
1,330,000	62479MUT8	MUFG Bank 0.000% Due 07-27-23	P-1	A-1	1,305,977.25	1,307,452.51	5.21	0.32	03-22-23
					10,133,314.97	10,206,765.01	5.04	0.23	
MONEY MARKET FUND									
	USBMMF	First American Treasury Obligations Fund			511,161.01	511,161.01	4.67		
TOTAL PORTFOLIO					18,105,583.14	18,091,920.84	3.16	0.26	

Disclosures:

RedTree's internal accounting system is used as the source of the market value of this account. Although obtained from a source believed to be reliable, we cannot guarantee its accuracy. You should review all account statements provided by the custodian and compare with the statements provided by RedTree.

Questions? Call 888.596.2293 or email info@redtreeinv.com

Northeastern Local School District

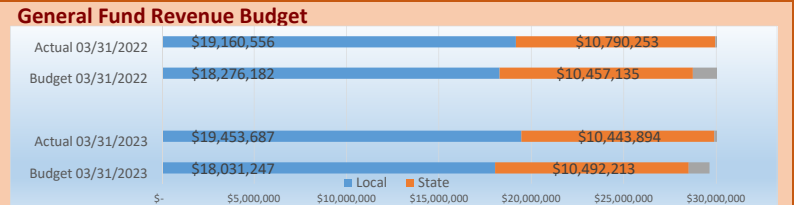
March 31, 2023

Financial Summary

Enrollment 3,024 2,985 Students 1.3% from prior year	General Fund Balance \$22.4m \$0.4m Prior Year \$22.0m from 1.9% prior year	True Cash Days 319 5 Prior Year 315 from 1.4% prior year	Full Time Equivalents By Category 420 Total FTE <table border="1" style="font-size: small;"> <tr><td>Admin/Super/Exempt</td><td>22</td></tr> <tr><td>Certified Staff</td><td>249</td></tr> <tr><td>Transportation</td><td>31</td></tr> <tr><td>Clerical/Aides</td><td>61</td></tr> <tr><td>Maint/Custodians</td><td>36</td></tr> <tr><td>Food Service</td><td>21</td></tr> </table>	Admin/Super/Exempt	22	Certified Staff	249	Transportation	31	Clerical/Aides	61	Maint/Custodians	36	Food Service	21
Admin/Super/Exempt	22														
Certified Staff	249														
Transportation	31														
Clerical/Aides	61														
Maint/Custodians	36														
Food Service	21														

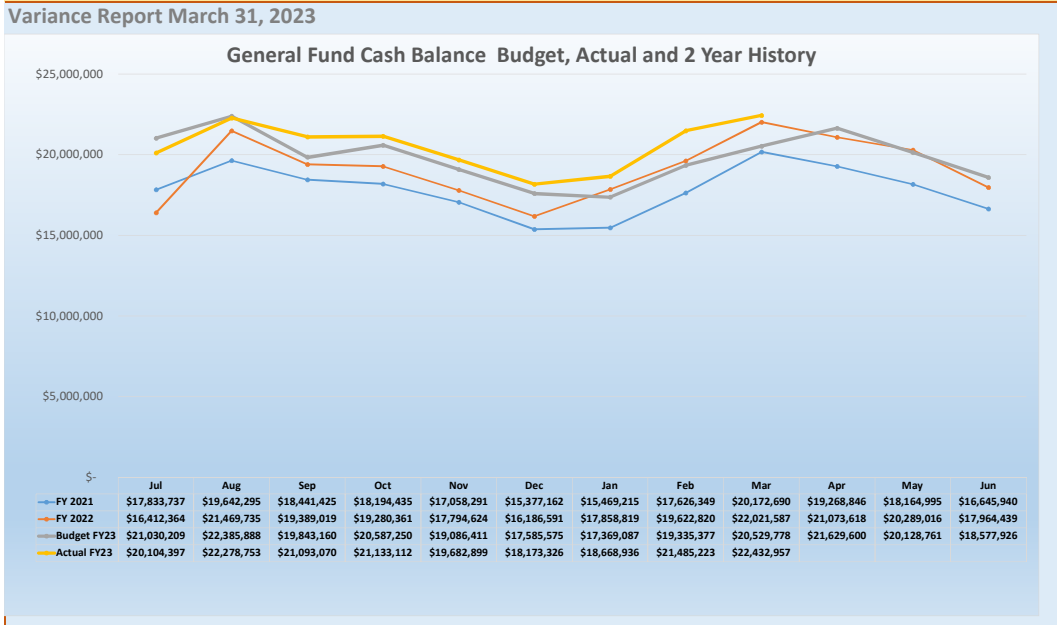
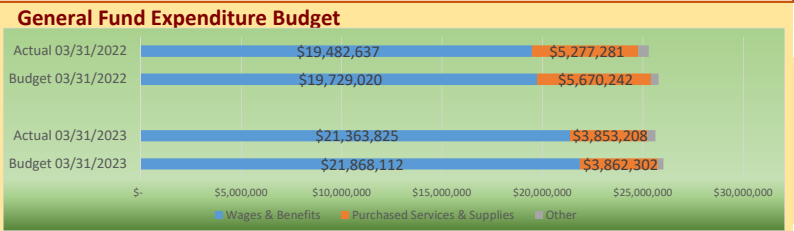
General Fund Revenue By Source

Sources	Forecasted FY	FYTD	Trend	MTD	PY MTD	% Diff
Property & TTP Tax	12,647,294	13,354,805	5.6% ▲	3,167,989	4,317,890	-26.6% ▼
Income Tax	4,268,785	4,658,662	9.1% ▲	-	-	0.0% -
Unres & Res State	9,551,635	9,558,206	0.1% ▲	1,041,928	715,028	45.7% ▲
Other Revenue	2,124,493	2,526,398	18.9% ▲	335,118	302,377	10.8% ▲
Total	28,592,207	30,098,071	5.3% ▲	4,545,035	5,335,295	-14.8% ▼



General Fund Expenditures By Source

Sources	Forecasted FY	FYTD	Trend	MTD	PY MTD	% Diff
Wages	15,437,780	15,233,759	-1.3% ▼	2,315,667	2,367,326	2.2% ▲
Benefits	6,430,332	6,130,067	-4.7% ▼	714,481	669,382	-6.3% ▼
Purchased Services	2,659,444	2,527,712	-5.0% ▼	295,494	357,848	21.1% ▲
Supplies	912,858	1,283,588	40.6% ▲	101,429	42,824	-57.8% ▼
Other	586,455	454,428	-22.5% ▼	32,940	159,921	385.5% ▲
Total	26,026,869	25,629,553	-1.5% ▼	3,460,011	3,597,301	-2.2% ▼



School District Ranking

District Attribute: State Wide Ranking

	District Rank	District	State
District Total Year-End Enrollment FY22	Low to High	474	3,120.47
District Total Revenue Per Pupil FY22	Low to High	59	12,941.11
District Total Expenditure Per Pupil FY22	Low to High	80	11,855.86

* Reference: FY21 CUPP REPORT

Northeastern Monthly Sub Costs (All Funds)

	Cost of Subs		Total 2023	Total 2022
	Certified	Classified		
July	\$ -	\$ 1,858	\$ 1,858	\$ 3,386
August	\$ -	\$ 3,511	\$ 3,511	\$ 3,302
September	\$ 10,538	\$ 11,407	\$ 21,945	\$ 35,531
October	\$ 19,385	\$ 14,106	\$ 33,491	\$ 33,416
November	\$ 22,916	\$ 14,451	\$ 37,367	\$ 42,254
December	\$ 23,188	\$ 11,339	\$ 34,527	\$ 39,149
January	\$ 15,305	\$ 5,495	\$ 20,800	\$ 25,890
February	\$ 20,024	\$ 14,119	\$ 34,143	\$ 34,903
March	\$ 36,892	\$ 17,607	\$ 54,499	\$ 35,104
April	\$ -	\$ -	\$ -	\$ 42,064
May	\$ -	\$ -	\$ -	\$ 47,283
June	\$ -	\$ -	\$ -	\$ 18,689
Total	\$ 148,248	\$ 93,893	\$ 242,141	\$ 360,971