



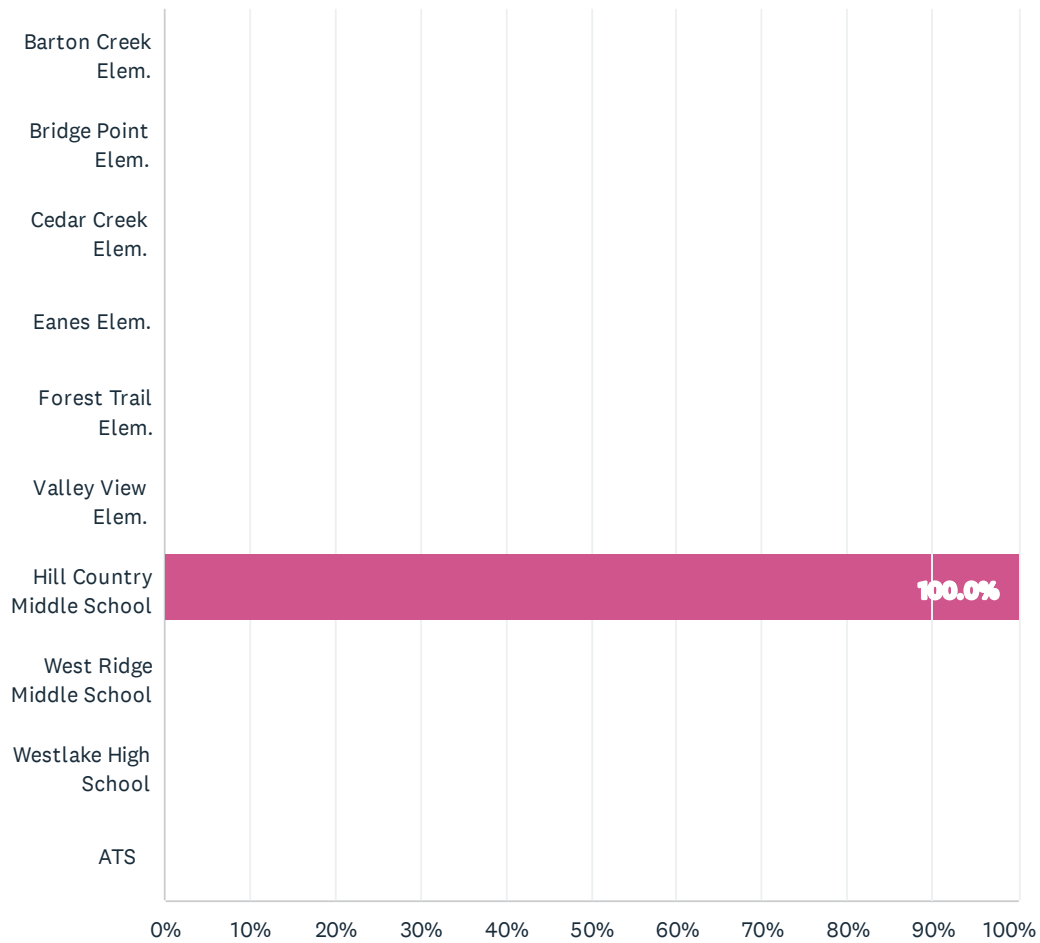
HILL COUNTRY
MIDDLE SCHOOL

Parent Climate Survey November 2022

246 Total Responses

Q1 What school does your child attend?

Answered: 246 Skipped: 0

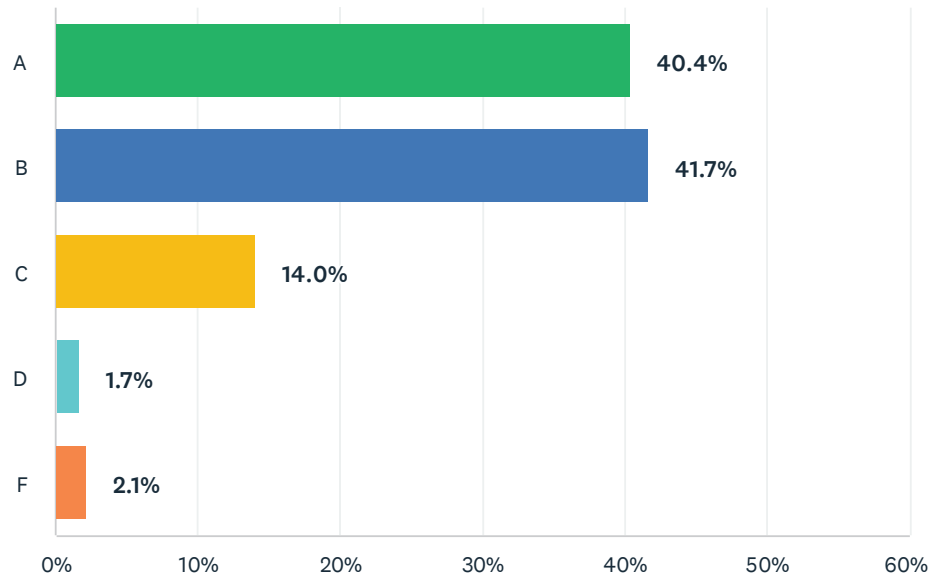


Parent Climate Survey 2022

ANSWER CHOICES	RESPONSES	
Barton Creek Elem.	0.0%	0
Bridge Point Elem.	0.0%	0
Cedar Creek Elem.	0.0%	0
Eanes Elem.	0.0%	0
Forest Trail Elem.	0.0%	0
Valley View Elem.	0.0%	0
Hill Country Middle School	100.0%	246
West Ridge Middle School	0.0%	0
Westlake High School	0.0%	0
ATS	0.0%	0
TOTAL		246

Q2 What grade would you give {{ Q1 }} for how well it is educating your child? Please tell us what rating you would give the quality of your child's school. On this scale, "A" represents outstanding, "C" is average and "F" is failing.

Answered: 235 Skipped: 11



ANSWER CHOICES	RESPONSES	
A	40.4%	95
B	41.7%	98
C	14.0%	33
D	1.7%	4
F	2.1%	5
TOTAL		235

Q3 What are we doing well?

Answered: 90 Skipped: 156

Due to the personal and identifiable information the open-ended survey comments contain, we will not share them publicly. Instead, we are sharing the predetermined responses that provide quantifiable data that allows for easier analysis and comparison.

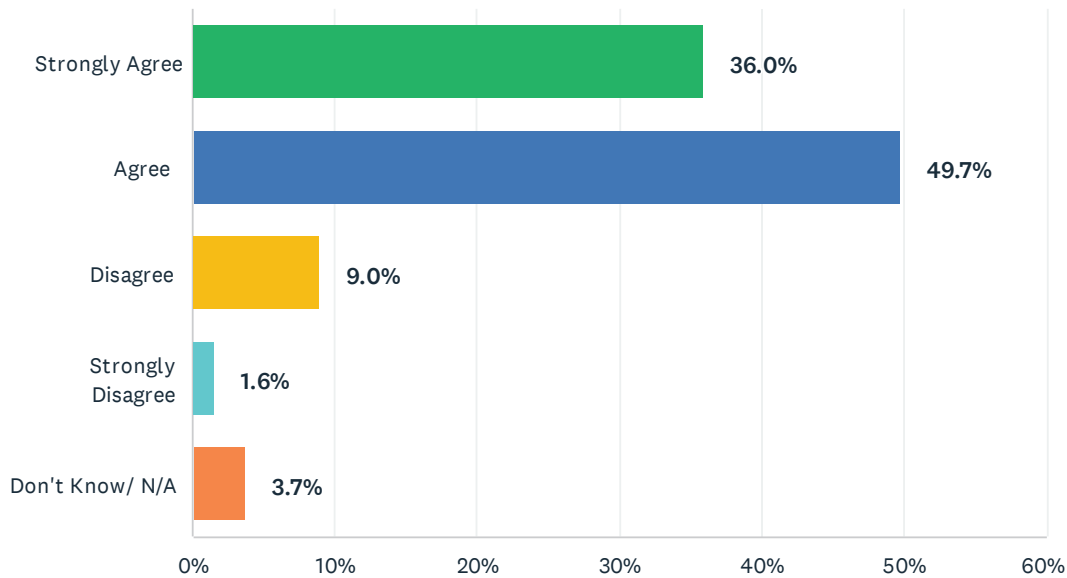
Q4 What we can do to improve?

Answered: 96 Skipped: 150

Due to the personal and identifiable information the open-ended survey comments contain, we will not share them publicly. Instead, we are sharing the predetermined responses that provide quantifiable data that allows for easier analysis and comparison.

Q5 My child is being prepared to do well in the next grade level.

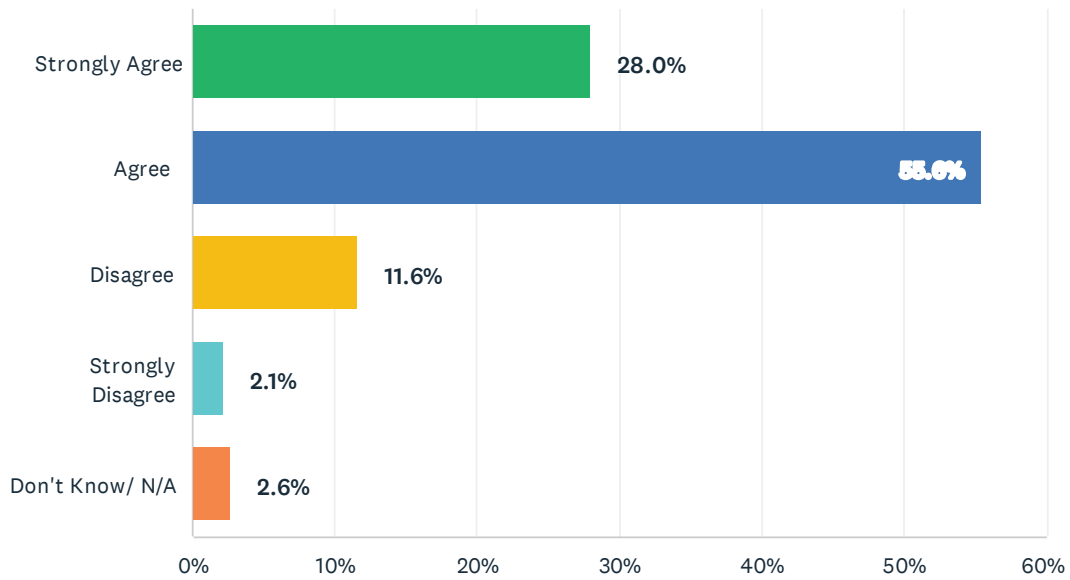
Answered: 189 Skipped: 57



ANSWER CHOICES	RESPONSES	
Strongly Agree	36.0%	68
Agree	49.7%	94
Disagree	9.0%	17
Strongly Disagree	1.6%	3
Don't Know/ N/A	3.7%	7
TOTAL		189

Q6 My child is receiving effective instruction.

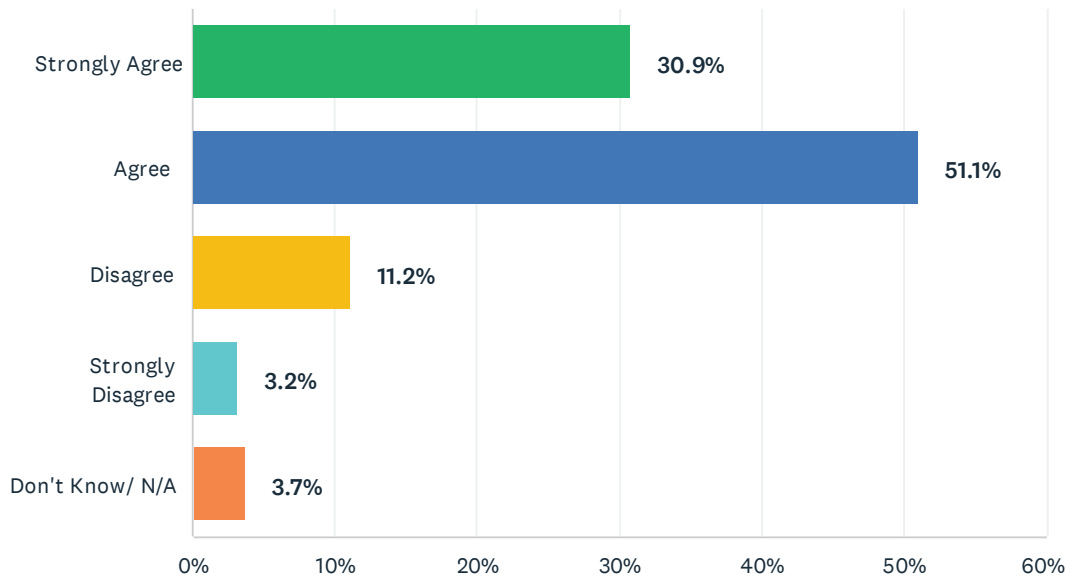
Answered: 189 Skipped: 57



ANSWER CHOICES	RESPONSES	
Strongly Agree	28.0%	53
Agree	55.6%	105
Disagree	11.6%	22
Strongly Disagree	2.1%	4
Don't Know/ N/A	2.6%	5
TOTAL		189

Q7 Teachers set high expectations for my child's learning.

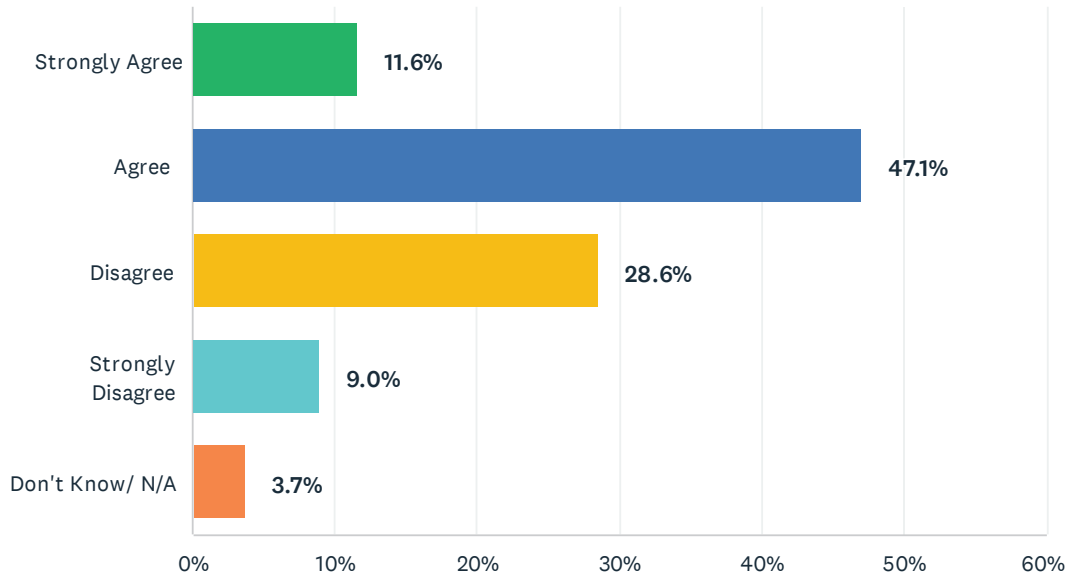
Answered: 188 Skipped: 58



ANSWER CHOICES	RESPONSES	
Strongly Agree	30.9%	58
Agree	51.1%	96
Disagree	11.2%	21
Strongly Disagree	3.2%	6
Don't Know/ N/A	3.7%	7
TOTAL		188

Q8 Teachers give me useful information about how to help my child do well in school.

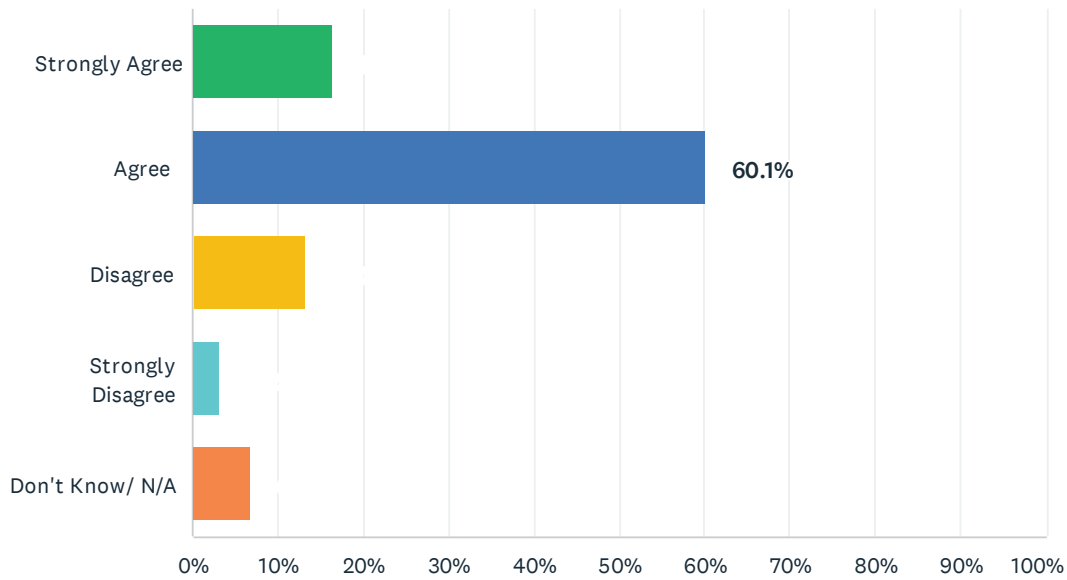
Answered: 189 Skipped: 57



ANSWER CHOICES	RESPONSES	
Strongly Agree	11.6%	22
Agree	47.1%	89
Disagree	28.6%	54
Strongly Disagree	9.0%	17
Don't Know/ N/A	3.7%	7
TOTAL		189

Q9 Classroom activities keep my child engaged in learning.

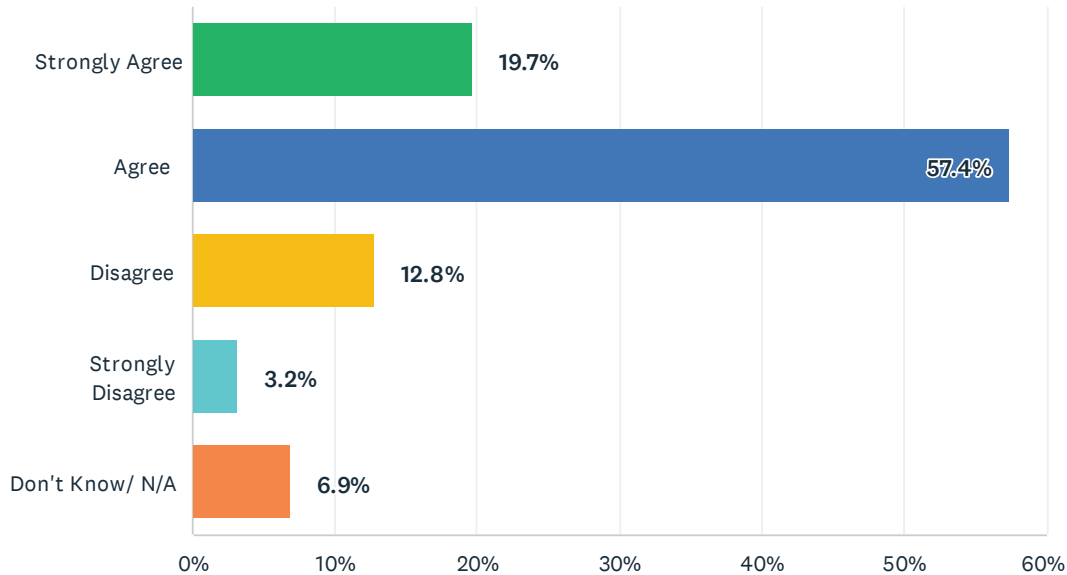
Answered: 188 Skipped: 58



ANSWER CHOICES	RESPONSES	
Strongly Agree	16.5%	31
Agree	60.1%	113
Disagree	13.3%	25
Strongly Disagree	3.2%	6
Don't Know/ N/A	6.9%	13
TOTAL		188

Q10 My child has opportunities to participate in and appreciate a diverse curriculum that is representative of a wide range of experiences.

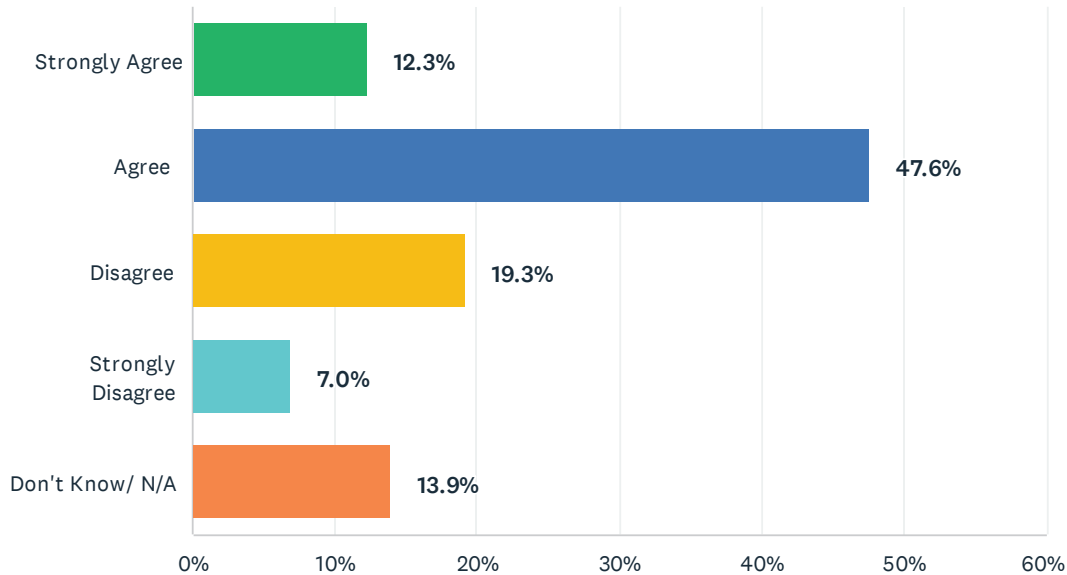
Answered: 188 Skipped: 58



ANSWER CHOICES	RESPONSES	
Strongly Agree	19.7%	37
Agree	57.4%	108
Disagree	12.8%	24
Strongly Disagree	3.2%	6
Don't Know/ N/A	6.9%	13
TOTAL		188

Q11 The feedback teachers provide on tests and quizzes helps my child to learn.

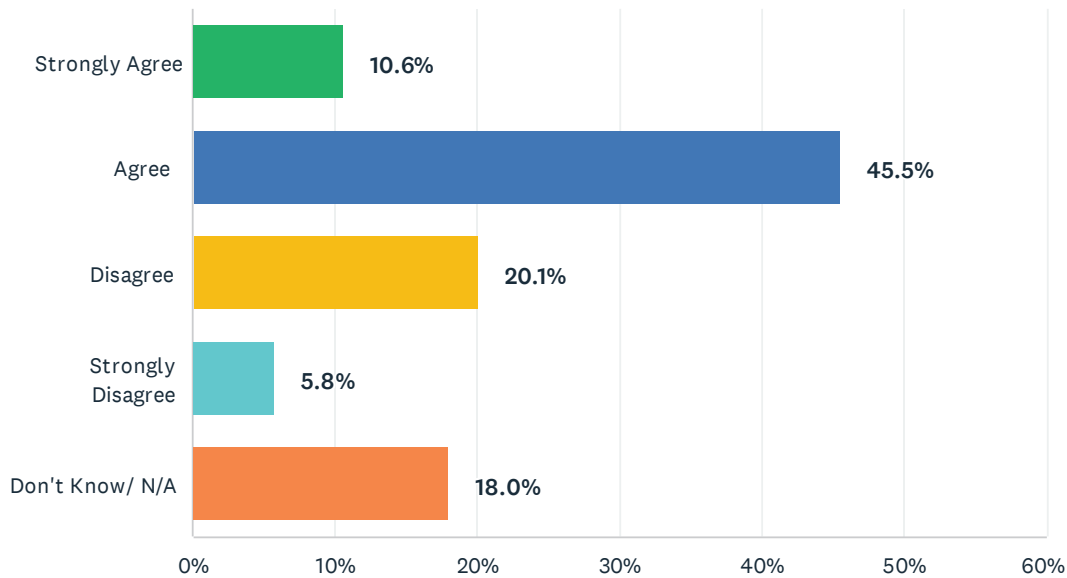
Answered: 187 Skipped: 59



ANSWER CHOICES	RESPONSES	
Strongly Agree	12.3%	23
Agree	47.6%	89
Disagree	19.3%	36
Strongly Disagree	7.0%	13
Don't Know/ N/A	13.9%	26
TOTAL		187

Q12 The feedback teachers provide on homework helps my child to learn.

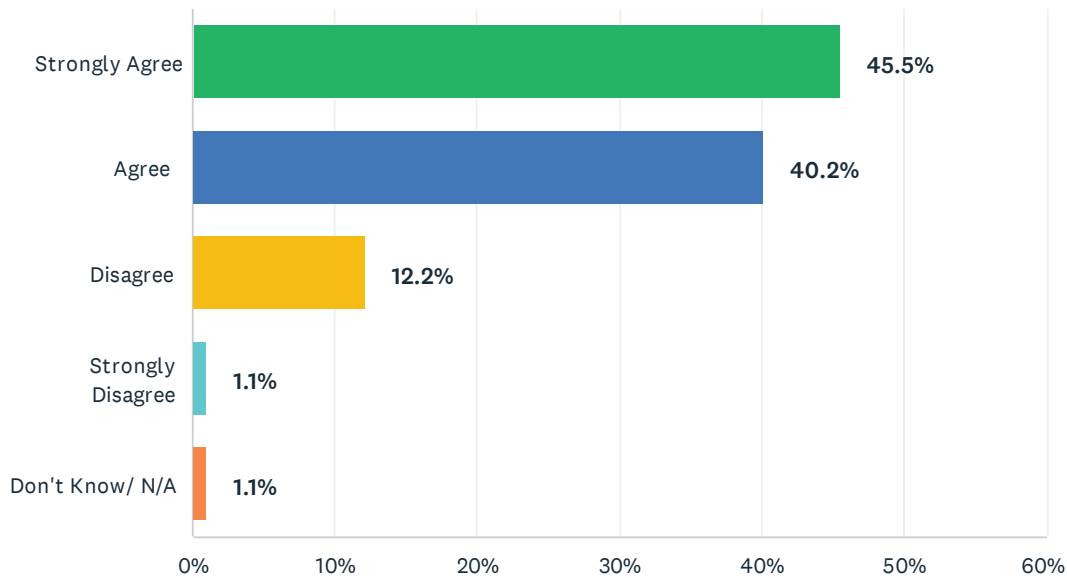
Answered: 189 Skipped: 57



ANSWER CHOICES	RESPONSES	
Strongly Agree	10.6%	20
Agree	45.5%	86
Disagree	20.1%	38
Strongly Disagree	5.8%	11
Don't Know/ N/A	18.0%	34
TOTAL		189

Q13 I make sure my child does his or her homework every night.

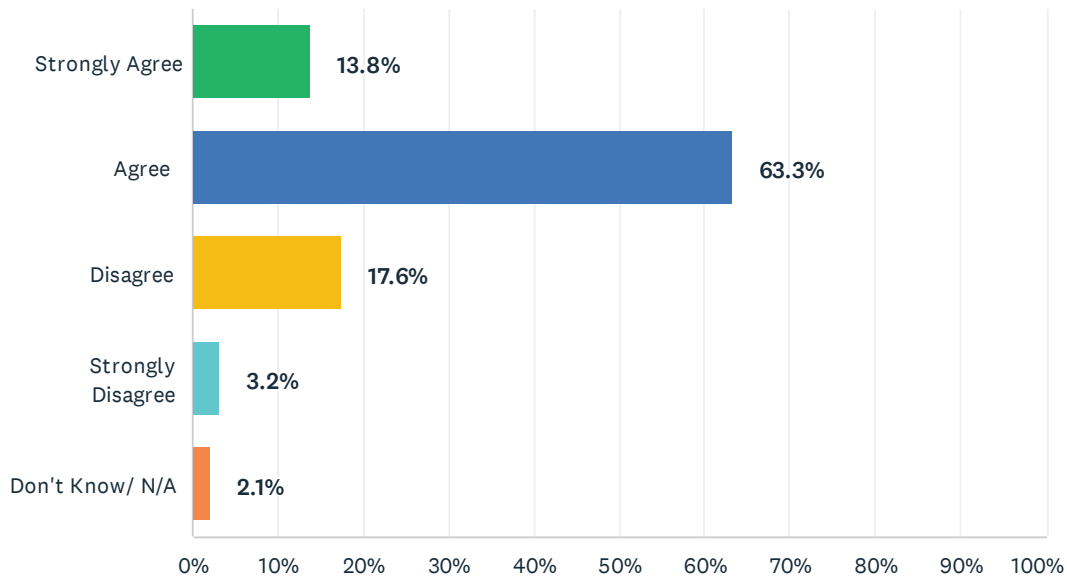
Answered: 189 Skipped: 57



ANSWER CHOICES	RESPONSES	
Strongly Agree	45.5%	86
Agree	40.2%	76
Disagree	12.2%	23
Strongly Disagree	1.1%	2
Don't Know/ N/A	1.1%	2
TOTAL		189

Q14 The amount of homework my child receives is usually appropriate.

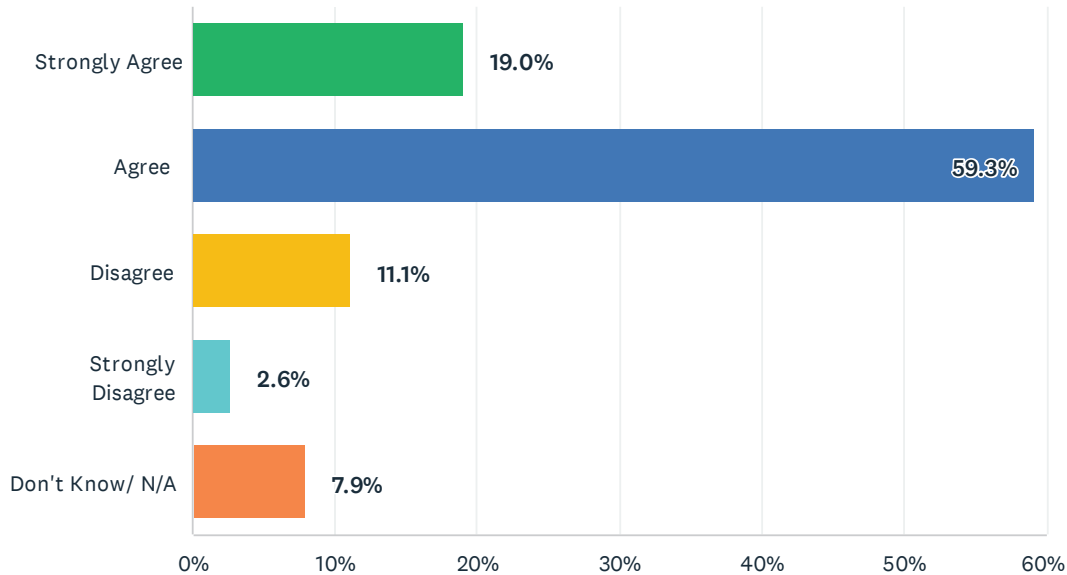
Answered: 188 Skipped: 58



ANSWER CHOICES	RESPONSES	
Strongly Agree	13.8%	26
Agree	63.3%	119
Disagree	17.6%	33
Strongly Disagree	3.2%	6
Don't Know/ N/A	2.1%	4
TOTAL		188

Q15 The homework my child receives usually helps provide appropriate practice and helps reinforce what he/she is learning.

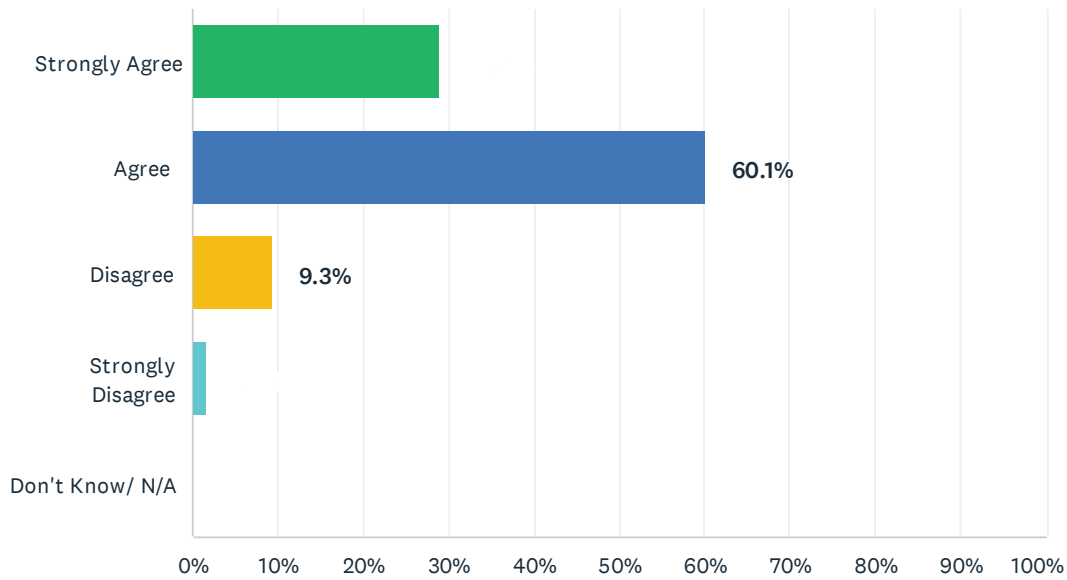
Answered: 189 Skipped: 57



ANSWER CHOICES	RESPONSES	
Strongly Agree	19.0%	36
Agree	59.3%	112
Disagree	11.1%	21
Strongly Disagree	2.6%	5
Don't Know/ N/A	7.9%	15
TOTAL		189

Q16 My child likes his/her school.

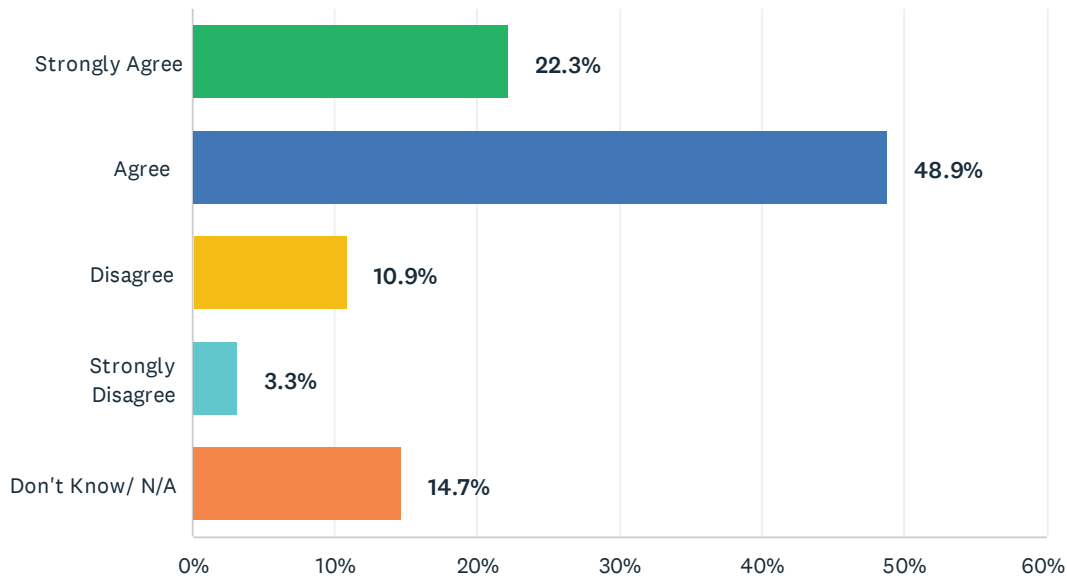
Answered: 183 Skipped: 63



ANSWER CHOICES	RESPONSES	
Strongly Agree	29.0%	53
Agree	60.1%	110
Disagree	9.3%	17
Strongly Disagree	1.6%	3
Don't Know/ N/A	0.0%	0
TOTAL		183

Q17 My child's teachers know him/her as an individual.

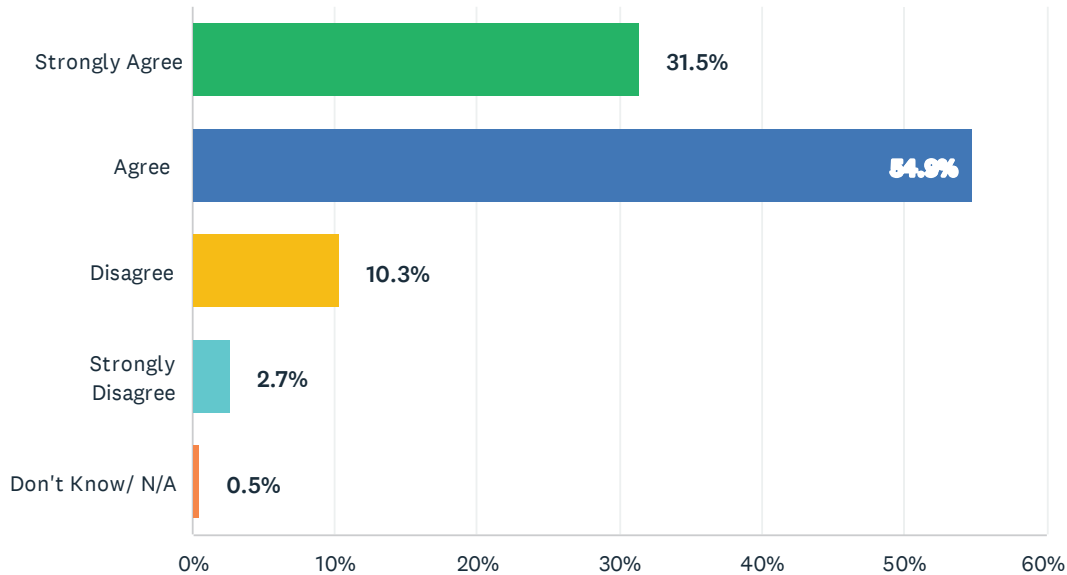
Answered: 184 Skipped: 62



ANSWER CHOICES	RESPONSES	
Strongly Agree	22.3%	41
Agree	48.9%	90
Disagree	10.9%	20
Strongly Disagree	3.3%	6
Don't Know/ N/A	14.7%	27
TOTAL		184

Q18 My child takes an interest in the activities (student clubs, sports, field trips, etc.) offered at this school.

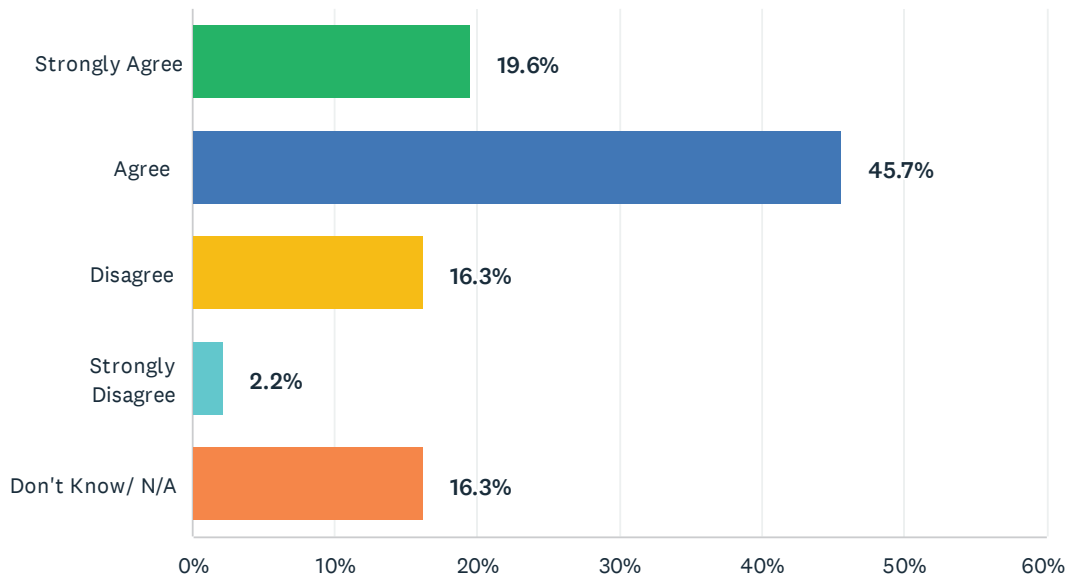
Answered: 184 Skipped: 62



ANSWER CHOICES	RESPONSES	
Strongly Agree	31.5%	58
Agree	54.9%	101
Disagree	10.3%	19
Strongly Disagree	2.7%	5
Don't Know/ N/A	0.5%	1
TOTAL		184

Q19 My child is recognized for his/her efforts.

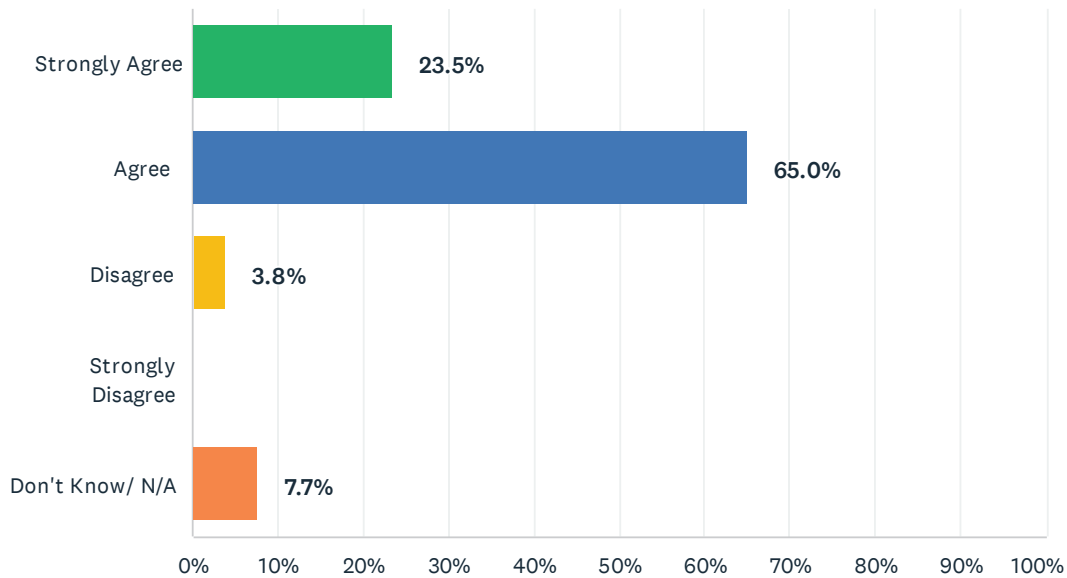
Answered: 184 Skipped: 62



ANSWER CHOICES	RESPONSES	
Strongly Agree	19.6%	36
Agree	45.7%	84
Disagree	16.3%	30
Strongly Disagree	2.2%	4
Don't Know/ N/A	16.3%	30
TOTAL		184

Q20 My child is provided opportunities to collaborate with other students.

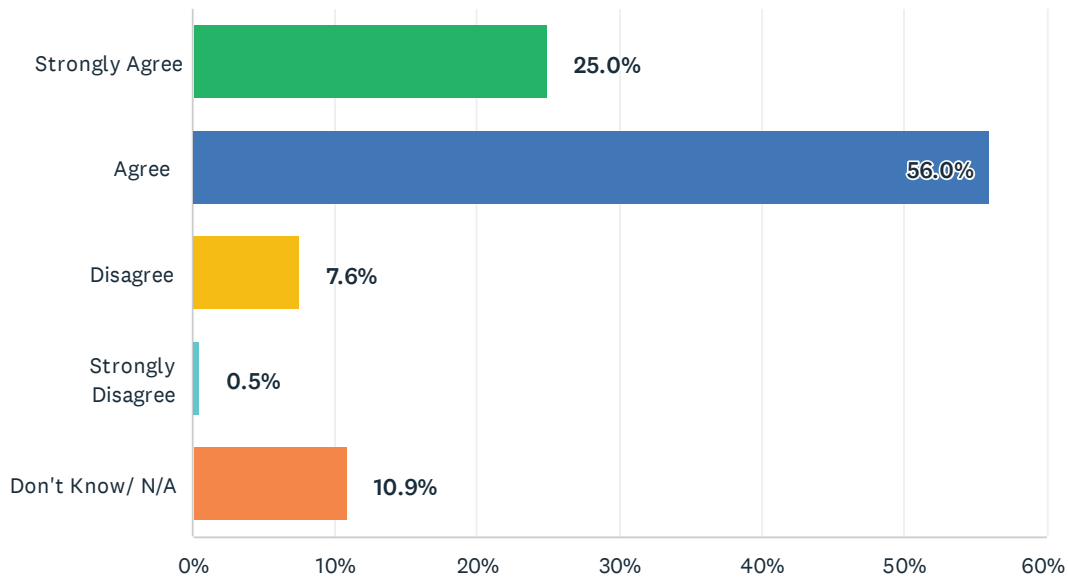
Answered: 183 Skipped: 63



ANSWER CHOICES	RESPONSES	
Strongly Agree	23.5%	43
Agree	65.0%	119
Disagree	3.8%	7
Strongly Disagree	0.0%	0
Don't Know/ N/A	7.7%	14
TOTAL		183

Q21 My child is encouraged to do his/her best.

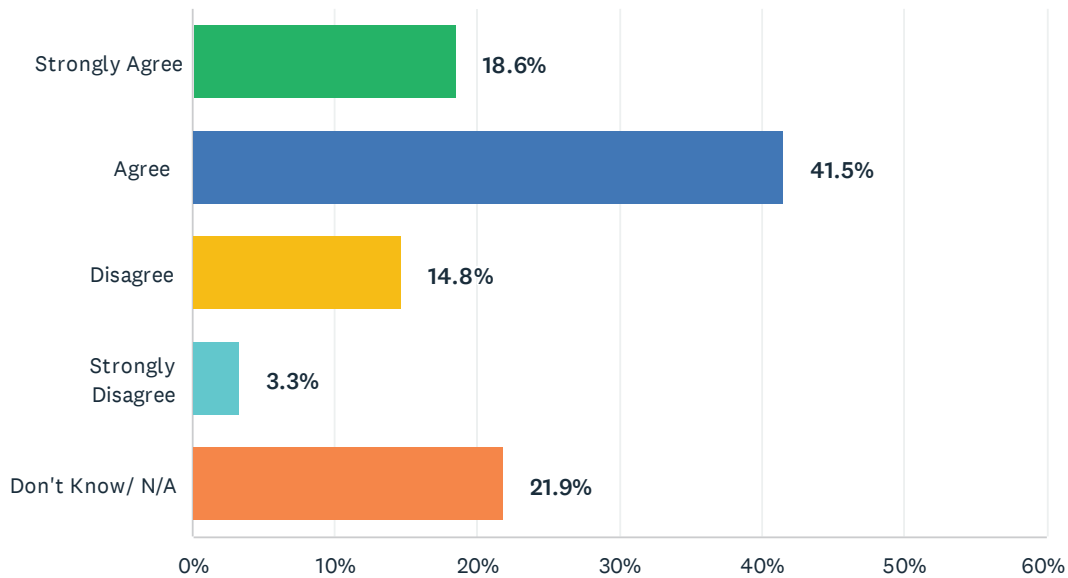
Answered: 184 Skipped: 62



ANSWER CHOICES	RESPONSES	
Strongly Agree	25.0%	46
Agree	56.0%	103
Disagree	7.6%	14
Strongly Disagree	0.5%	1
Don't Know/ N/A	10.9%	20
TOTAL		184

Q22 My child is provided individual attention when needed.

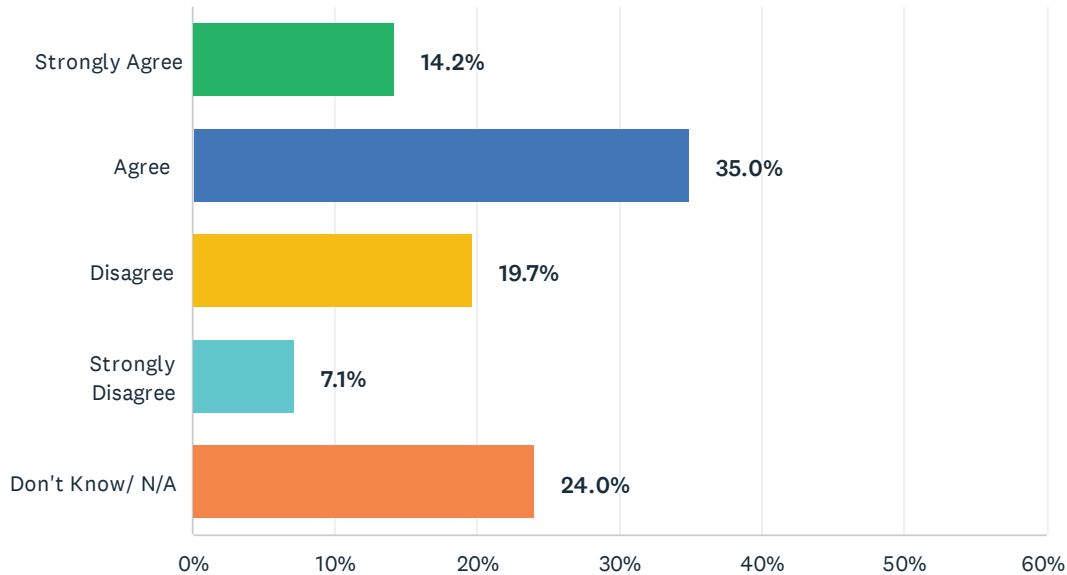
Answered: 183 Skipped: 63



ANSWER CHOICES	RESPONSES	
Strongly Agree	18.6%	34
Agree	41.5%	76
Disagree	14.8%	27
Strongly Disagree	3.3%	6
Don't Know/ N/A	21.9%	40
TOTAL		183

Q23 My child's teachers contact me when my child needs additional support.

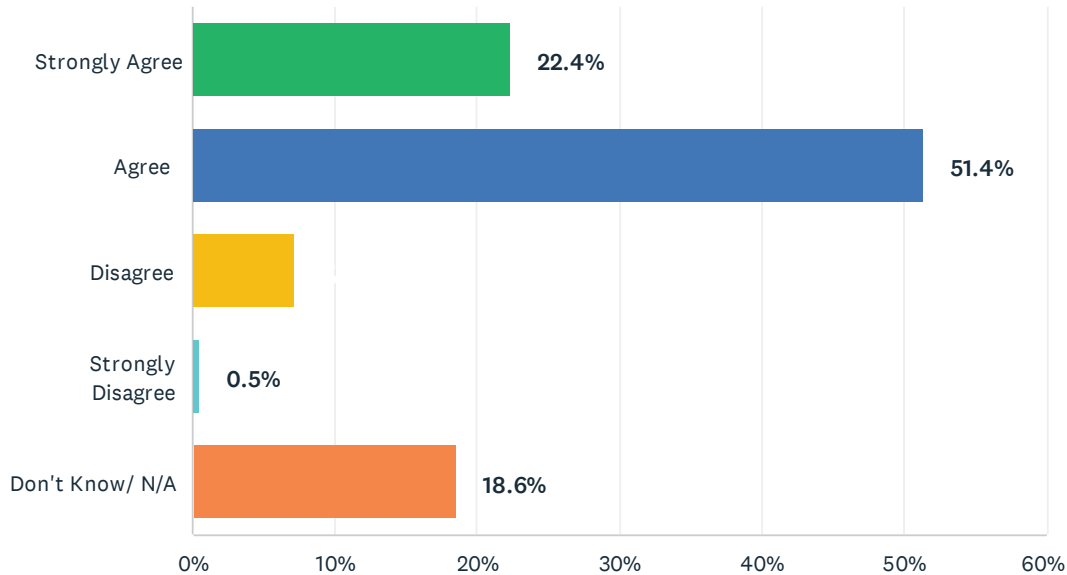
Answered: 183 Skipped: 63



ANSWER CHOICES	RESPONSES	
Strongly Agree	14.2%	26
Agree	35.0%	64
Disagree	19.7%	36
Strongly Disagree	7.1%	13
Don't Know/ N/A	24.0%	44
TOTAL		183

Q24 My child is treated fairly regardless of his/her background or differences.

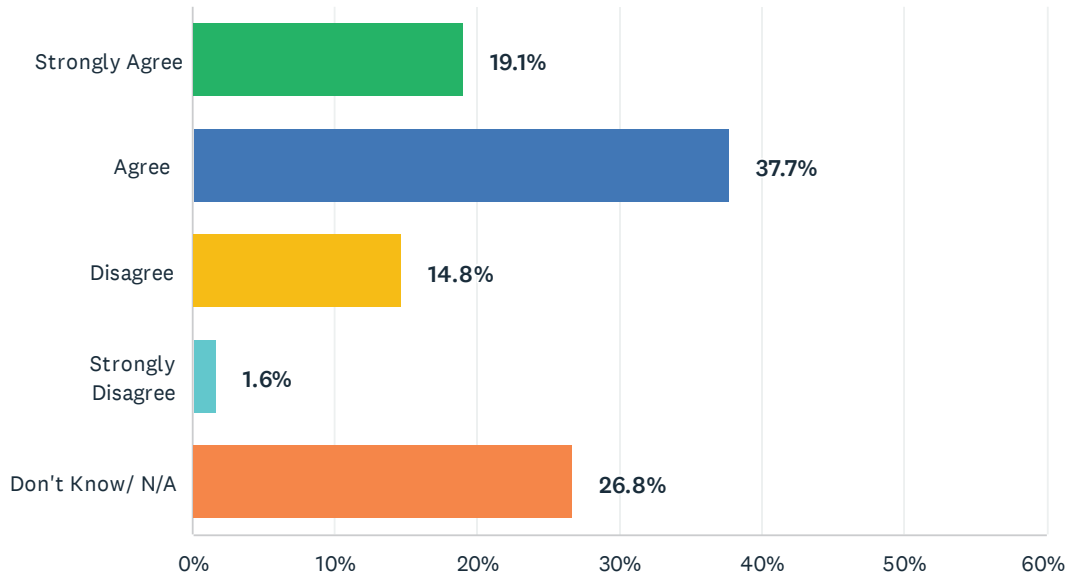
Answered: 183 Skipped: 63



ANSWER CHOICES	RESPONSES	
Strongly Agree	22.4%	41
Agree	51.4%	94
Disagree	7.1%	13
Strongly Disagree	0.5%	1
Don't Know/ N/A	18.6%	34
TOTAL		183

Q25 Students at my child's school are treated fairly regardless of their backgrounds and differences.

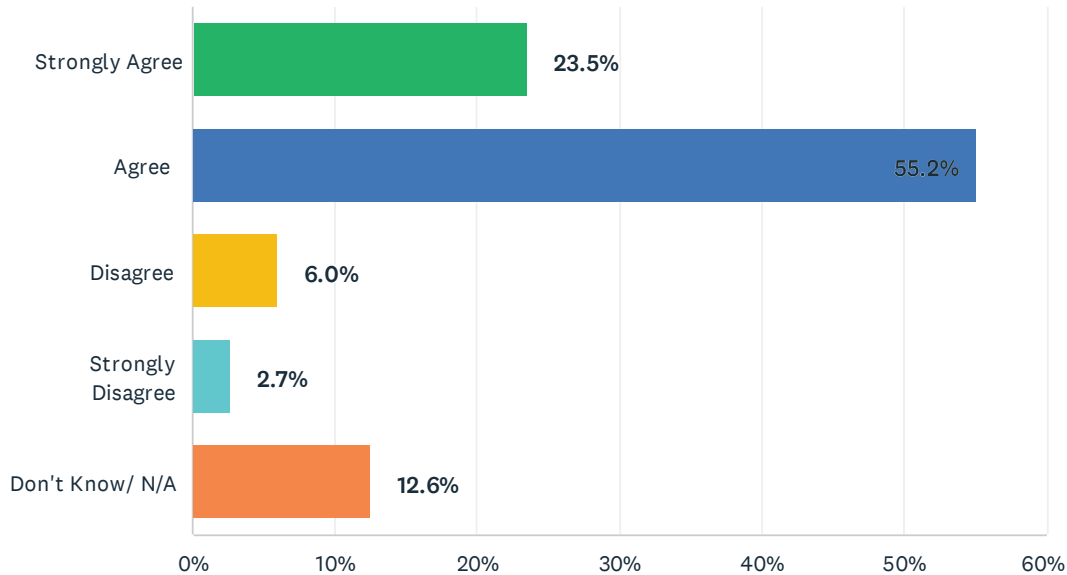
Answered: 183 Skipped: 63



ANSWER CHOICES	RESPONSES	
Strongly Agree	19.1%	35
Agree	37.7%	69
Disagree	14.8%	27
Strongly Disagree	1.6%	3
Don't Know/ N/A	26.8%	49
TOTAL		183

Q26 There is a teacher, counselor or other staff member at school to whom my child can go for help with a school problem.

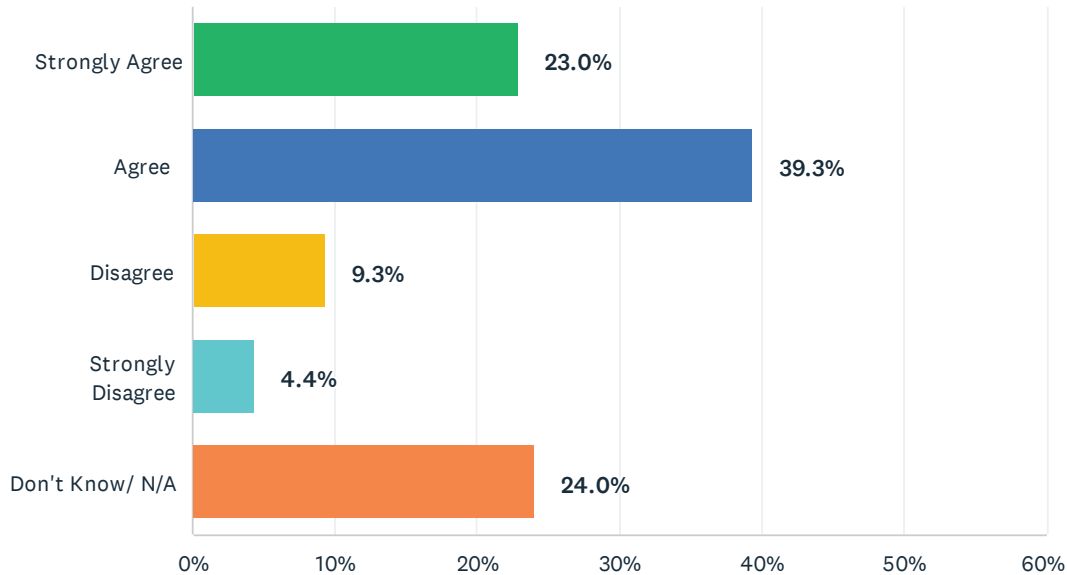
Answered: 183 Skipped: 63



ANSWER CHOICES	RESPONSES	
Strongly Agree	23.5%	43
Agree	55.2%	101
Disagree	6.0%	11
Strongly Disagree	2.7%	5
Don't Know/ N/A	12.6%	23
TOTAL		183

Q27 There is a teacher, counselor or other staff member at school to whom my child can go to for help with a personal problem.

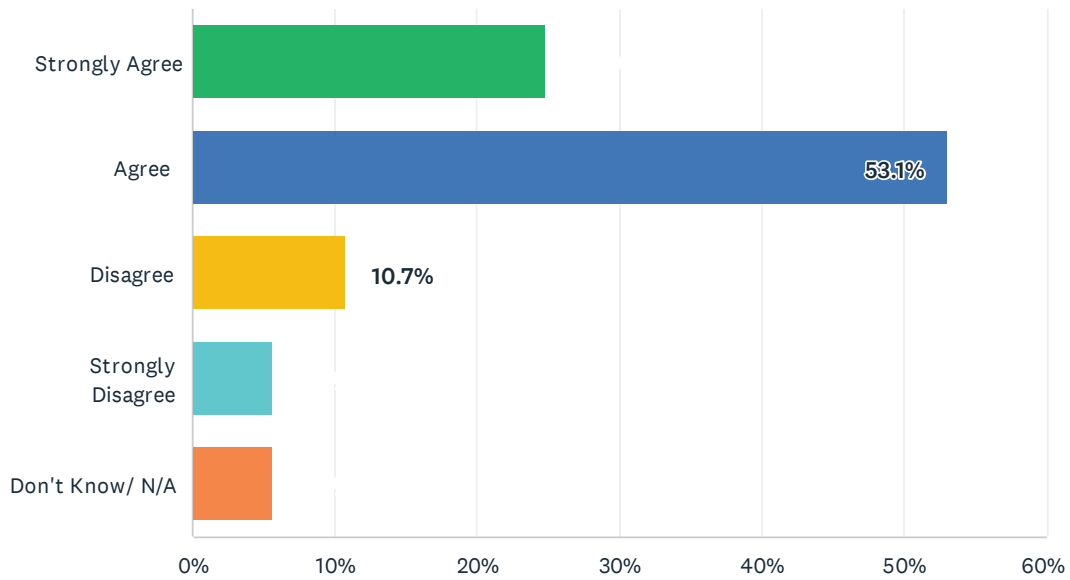
Answered: 183 Skipped: 63



ANSWER CHOICES	RESPONSES	
Strongly Agree	23.0%	42
Agree	39.3%	72
Disagree	9.3%	17
Strongly Disagree	4.4%	8
Don't Know/ N/A	24.0%	44
TOTAL		183

Q28 The campus leadership is effective.

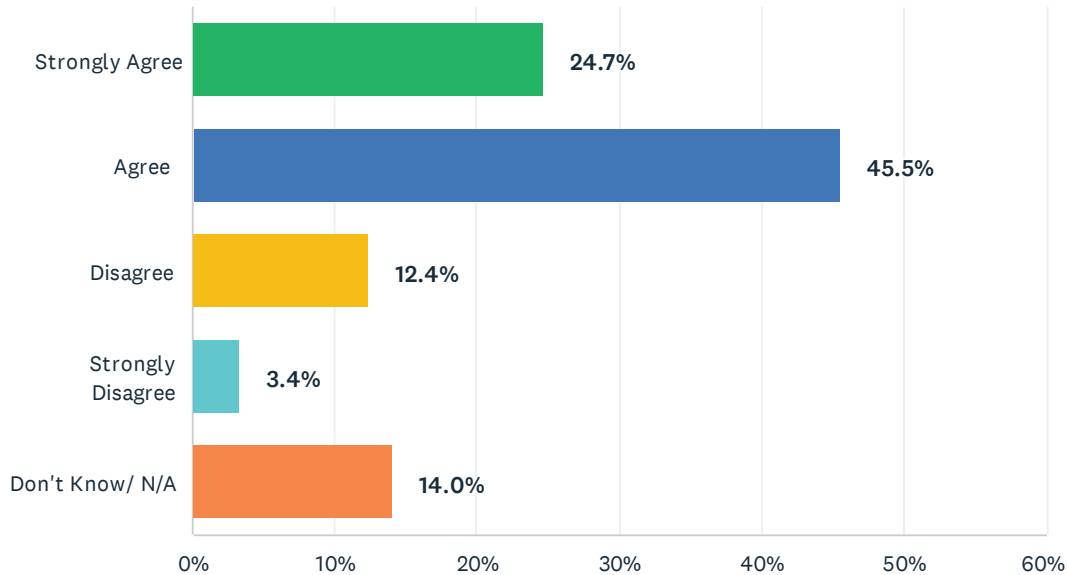
Answered: 177 Skipped: 69



ANSWER CHOICES	RESPONSES	
Strongly Agree	24.9%	44
Agree	53.1%	94
Disagree	10.7%	19
Strongly Disagree	5.6%	10
Don't Know/ N/A	5.6%	10
TOTAL		177

Q29 The campus leadership makes decisions that are in the best interest of the students.

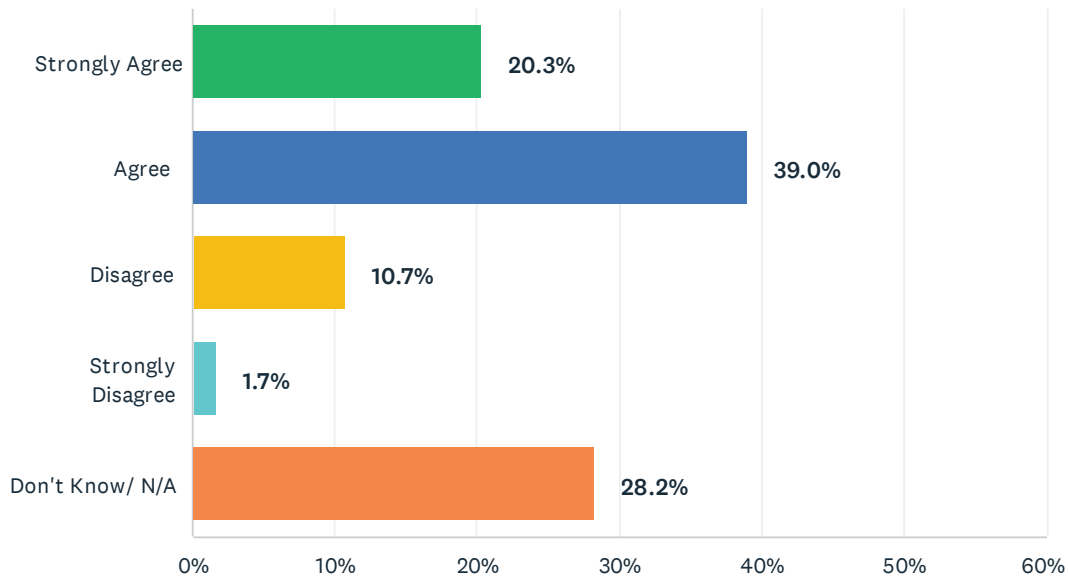
Answered: 178 Skipped: 68



ANSWER CHOICES	RESPONSES	
Strongly Agree	24.7%	44
Agree	45.5%	81
Disagree	12.4%	22
Strongly Disagree	3.4%	6
Don't Know/ N/A	14.0%	25
TOTAL		178

Q30 My child has had positive interactions with his/her campus' leadership.

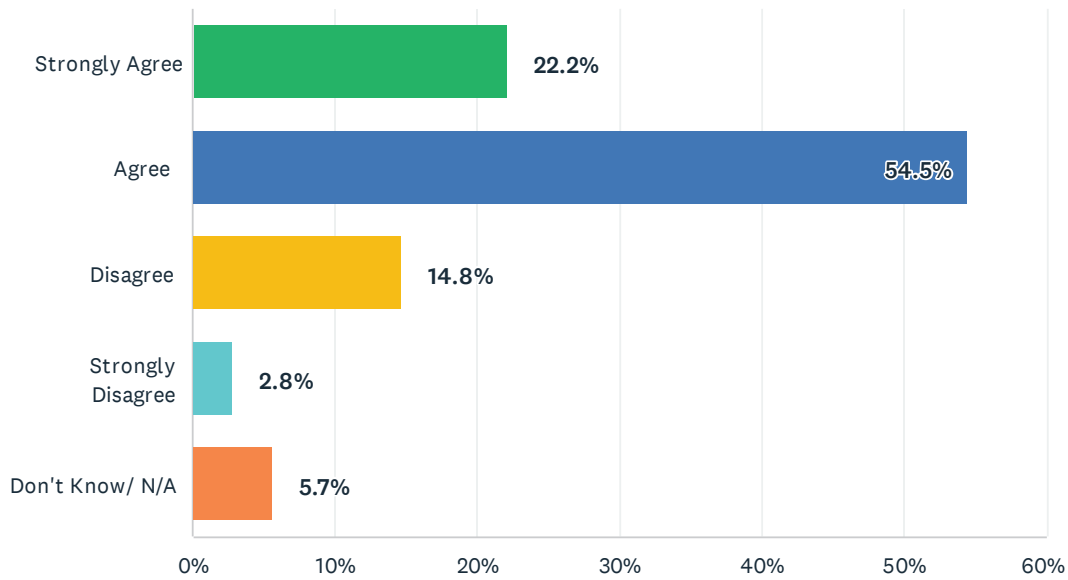
Answered: 177 Skipped: 69



ANSWER CHOICES	RESPONSES	
Strongly Agree	20.3%	36
Agree	39.0%	69
Disagree	10.7%	19
Strongly Disagree	1.7%	3
Don't Know/ N/A	28.2%	50
TOTAL		177

Q31 The communication from campus leadership is beneficial.

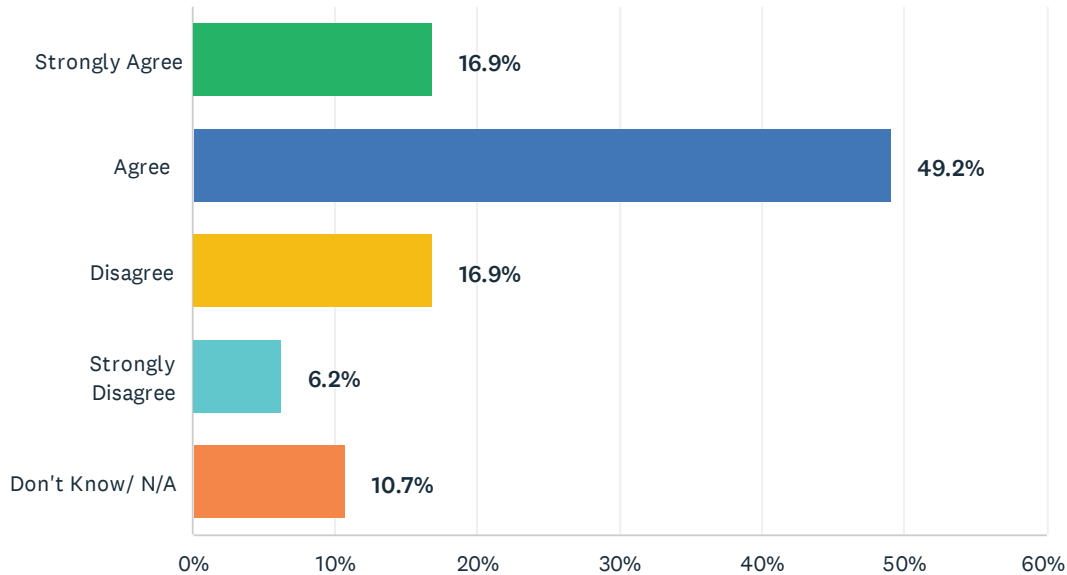
Answered: 176 Skipped: 70



ANSWER CHOICES	RESPONSES	
Strongly Agree	22.2%	39
Agree	54.5%	96
Disagree	14.8%	26
Strongly Disagree	2.8%	5
Don't Know/ N/A	5.7%	10
TOTAL		176

Q32 The campus leadership actively encourages parental involvement in my child's school.

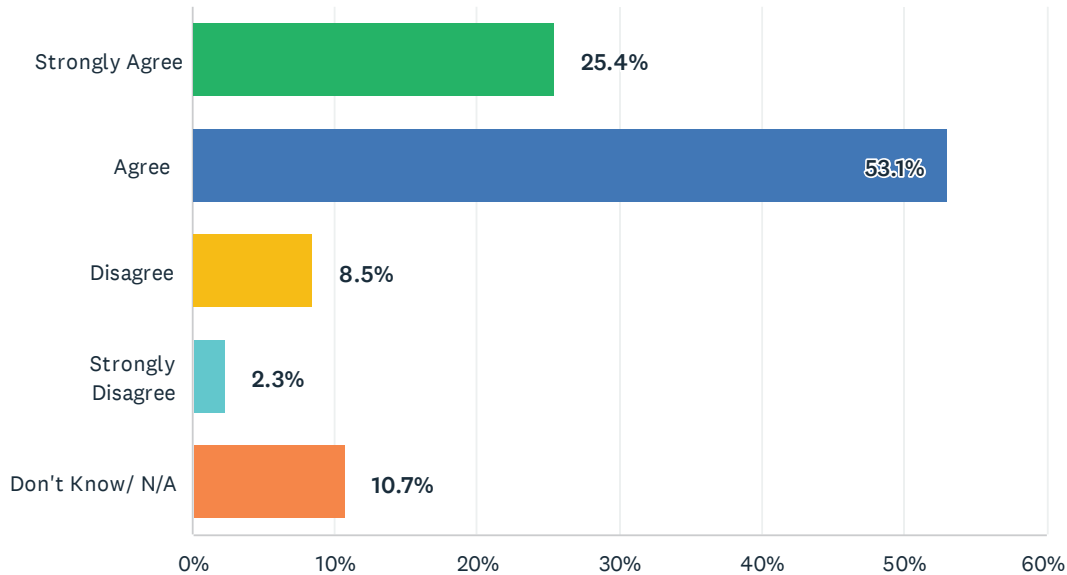
Answered: 177 Skipped: 69



ANSWER CHOICES	RESPONSES	
Strongly Agree	16.9%	30
Agree	49.2%	87
Disagree	16.9%	30
Strongly Disagree	6.2%	11
Don't Know/ N/A	10.7%	19
TOTAL		177

Q33 The campus leadership promotes a positive school environment for student learning.

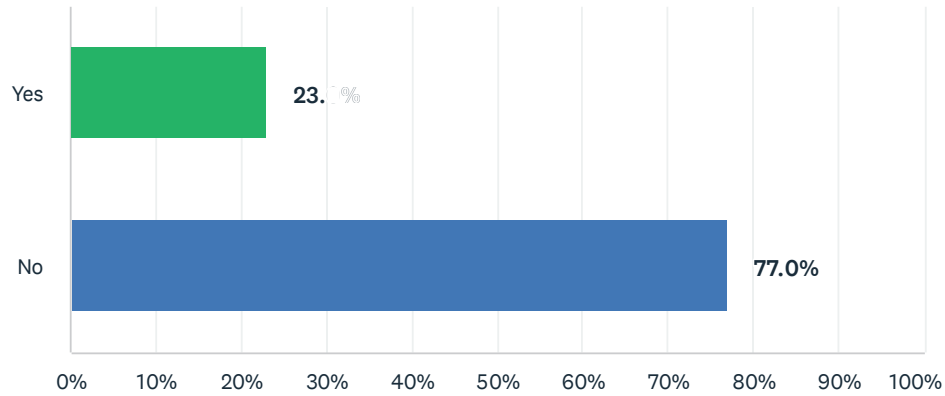
Answered: 177 Skipped: 69



ANSWER CHOICES	RESPONSES	
Strongly Agree	25.4%	45
Agree	53.1%	94
Disagree	8.5%	15
Strongly Disagree	2.3%	4
Don't Know/ N/A	10.7%	19
TOTAL		177

Q34 Have you had an issue to discuss with the principal or assistant principal this year?

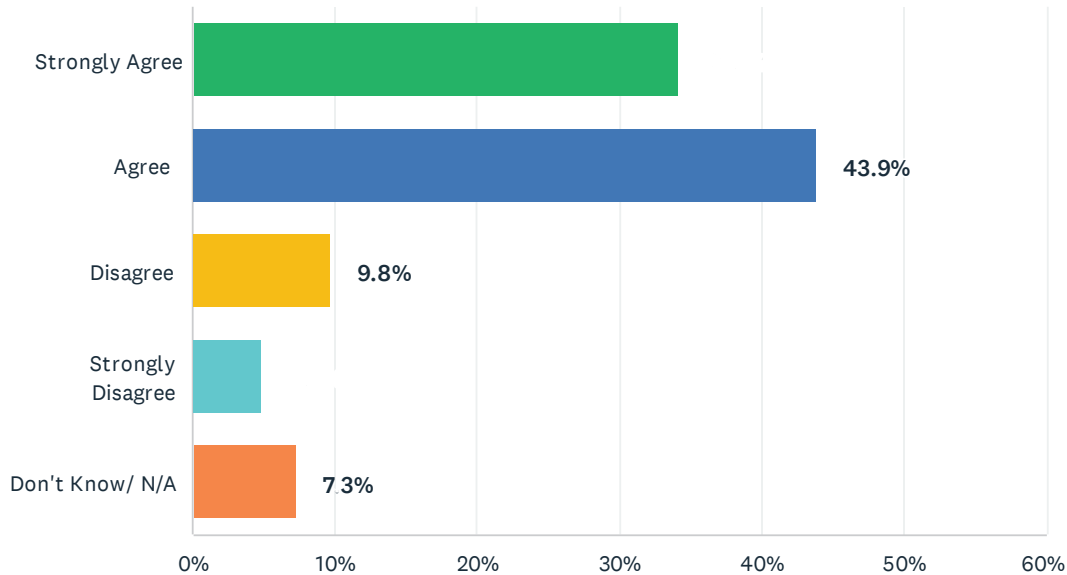
Answered: 178 Skipped: 68



ANSWER CHOICES	RESPONSES	
Yes	23.0%	41
No	77.0%	137
TOTAL		178

Q35 When I have had an issue to discuss with the principal or assistant principal he or she was available to talk to me.

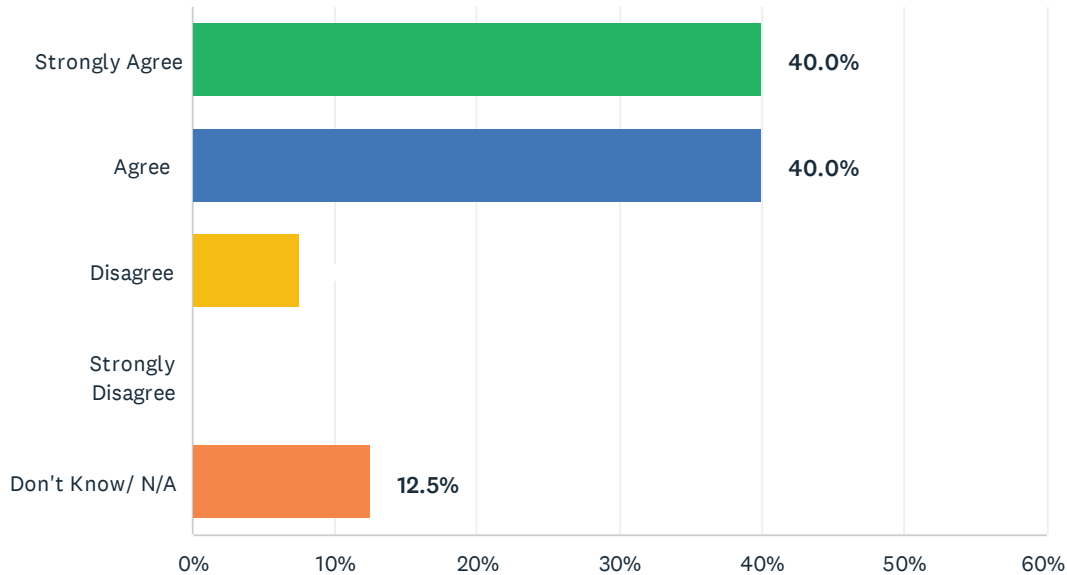
Answered: 41 Skipped: 205



ANSWER CHOICES	RESPONSES	
Strongly Agree	34.1%	14
Agree	43.9%	18
Disagree	9.8%	4
Strongly Disagree	4.9%	2
Don't Know/ N/A	7.3%	3
TOTAL		41

Q36 When I have had an issue to discuss with the principal or assistant principal he or she was courteous and listened to my concerns.

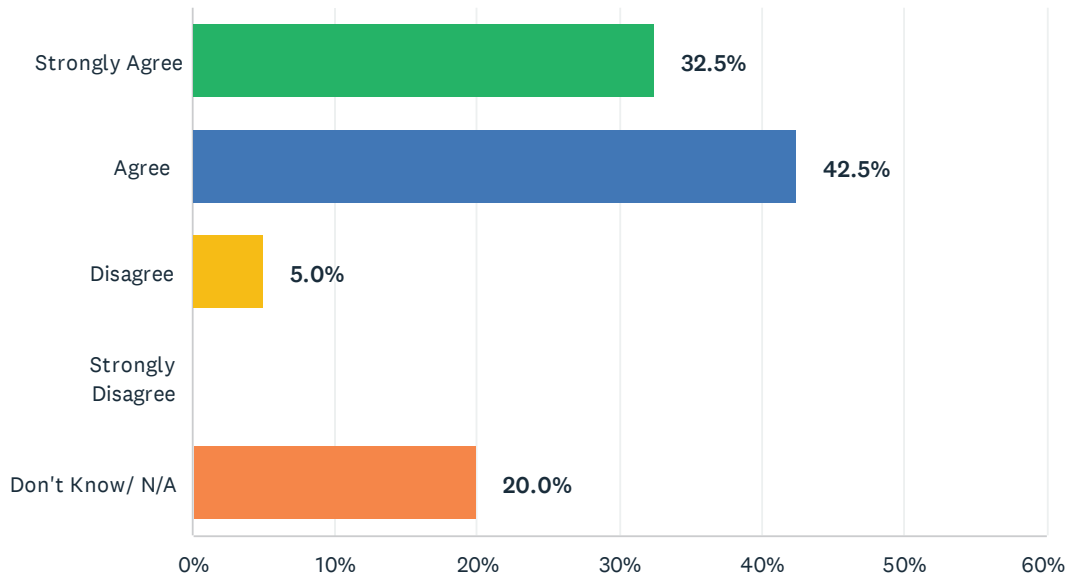
Answered: 40 Skipped: 206



ANSWER CHOICES	RESPONSES	
Strongly Agree	40.0%	16
Agree	40.0%	16
Disagree	7.5%	3
Strongly Disagree	0.0%	0
Don't Know/ N/A	12.5%	5
TOTAL		40

Q37 When I have had an issue to discuss with the principal or assistant principal he or she responded to my concerns in a professional manner, whether or not he or she agreed with me.

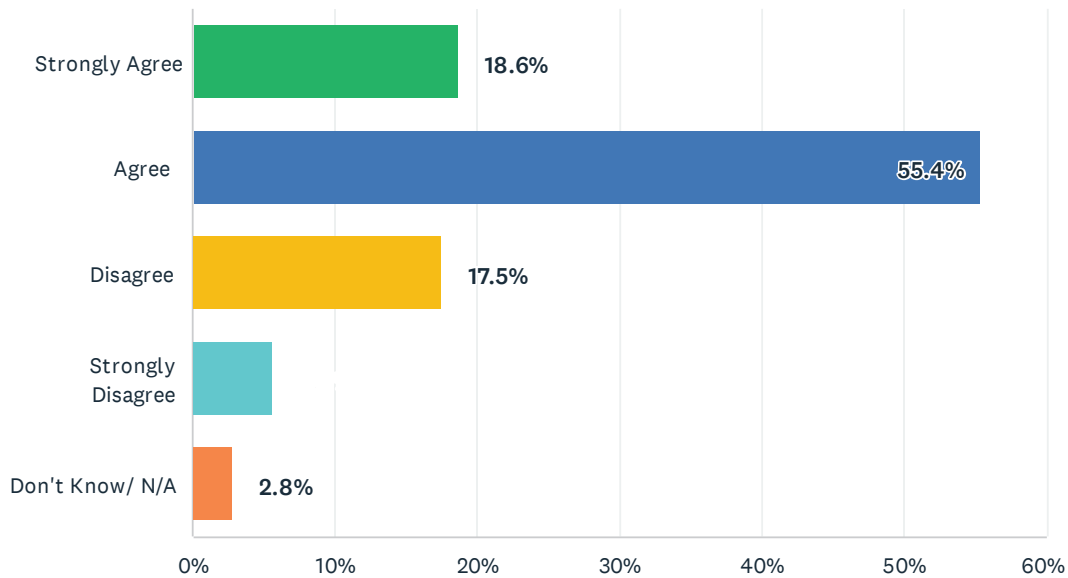
Answered: 40 Skipped: 206



ANSWER CHOICES	RESPONSES	
Strongly Agree	32.5%	13
Agree	42.5%	17
Disagree	5.0%	2
Strongly Disagree	0.0%	0
Don't Know/ N/A	20.0%	8
TOTAL		40

Q38 I feel welcome in my child's school.

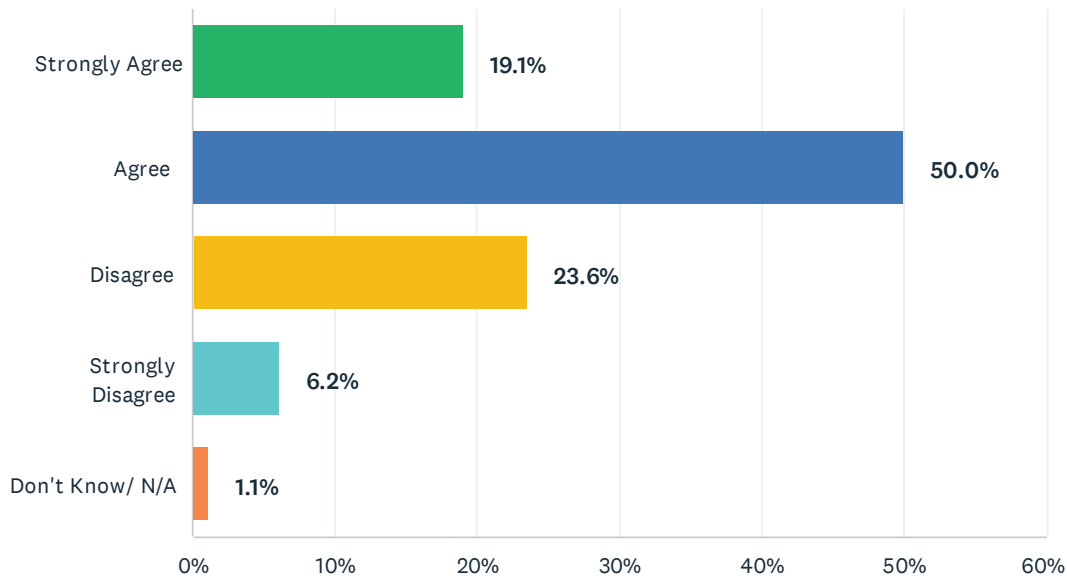
Answered: 177 Skipped: 69



ANSWER CHOICES	RESPONSES	
Strongly Agree	18.6%	33
Agree	55.4%	98
Disagree	17.5%	31
Strongly Disagree	5.6%	10
Don't Know/ N/A	2.8%	5
TOTAL		177

Q39 I am kept informed about what my child is learning in school.

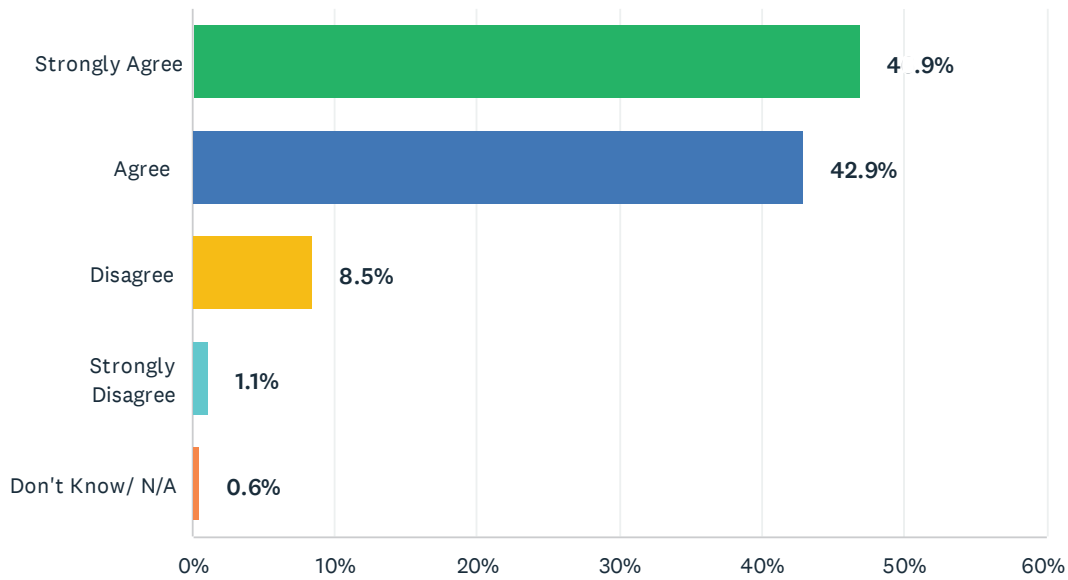
Answered: 178 Skipped: 68



ANSWER CHOICES	RESPONSES	
Strongly Agree	19.1%	34
Agree	50.0%	89
Disagree	23.6%	42
Strongly Disagree	6.2%	11
Don't Know/ N/A	1.1%	2
TOTAL		178

Q40 I am kept informed about my child's grades.

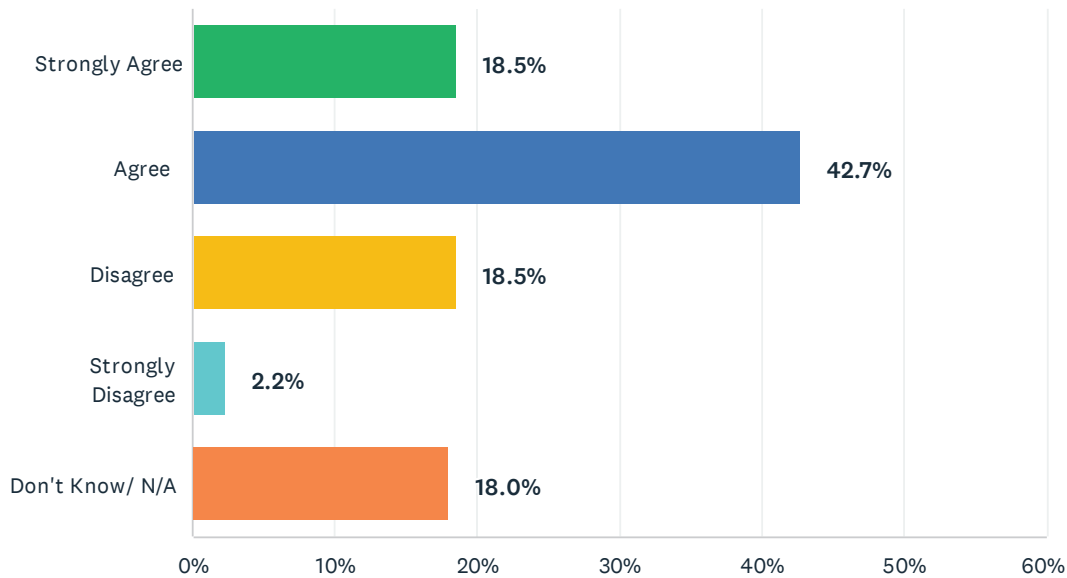
Answered: 177 Skipped: 69



ANSWER CHOICES	RESPONSES	
Strongly Agree	46.9%	83
Agree	42.9%	76
Disagree	8.5%	15
Strongly Disagree	1.1%	2
Don't Know/ N/A	0.6%	1
TOTAL		177

Q41 I am kept informed about my child's behavior.

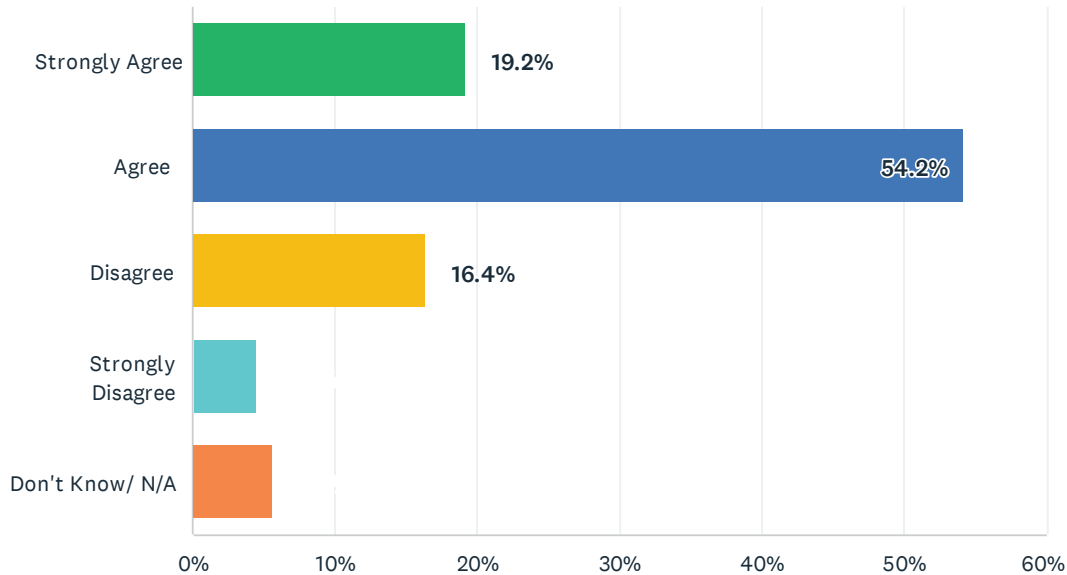
Answered: 178 Skipped: 68



ANSWER CHOICES	RESPONSES	
Strongly Agree	18.5%	33
Agree	42.7%	76
Disagree	18.5%	33
Strongly Disagree	2.2%	4
Don't Know/ N/A	18.0%	32
TOTAL		178

Q42 I am kept informed about activities like tutoring, after-school programs, student performances, parent workshops and other events.

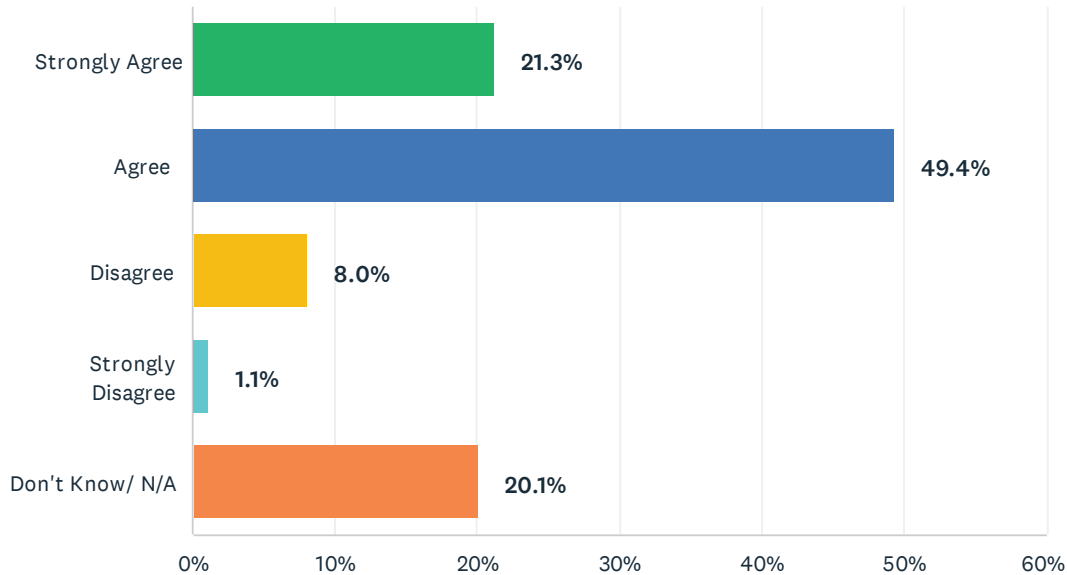
Answered: 177 Skipped: 69



ANSWER CHOICES	RESPONSES	
Strongly Agree	19.2%	34
Agree	54.2%	96
Disagree	16.4%	29
Strongly Disagree	4.5%	8
Don't Know/ N/A	5.6%	10
TOTAL		177

Q43 My child's teachers are available to discuss my child's learning needs with me.

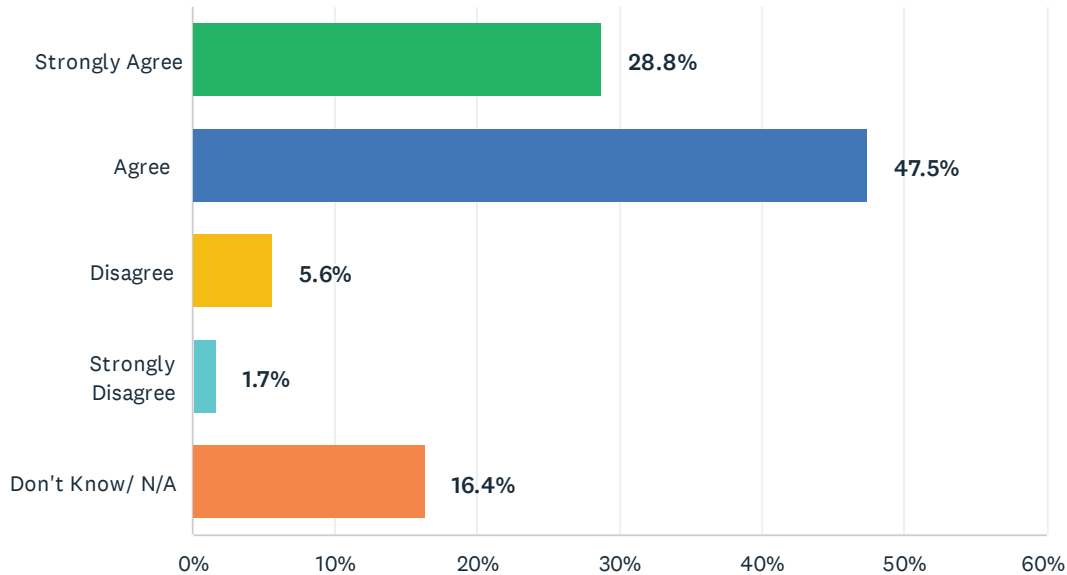
Answered: 174 Skipped: 72



ANSWER CHOICES	RESPONSES	
Strongly Agree	21.3%	37
Agree	49.4%	86
Disagree	8.0%	14
Strongly Disagree	1.1%	2
Don't Know/ N/A	20.1%	35
TOTAL		174

Q44 When I contact my child's teachers, I receive a professional response.

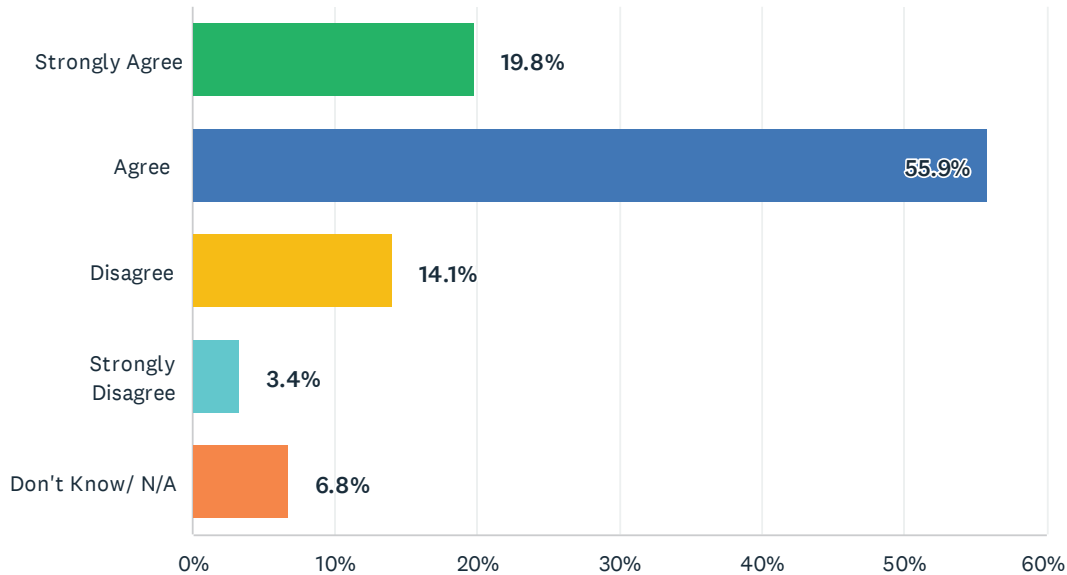
Answered: 177 Skipped: 69



ANSWER CHOICES	RESPONSES	
Strongly Agree	28.8%	51
Agree	47.5%	84
Disagree	5.6%	10
Strongly Disagree	1.7%	3
Don't Know/ N/A	16.4%	29
TOTAL		177

Q45 I am satisfied with the opportunities for me to be involved in my child's school.

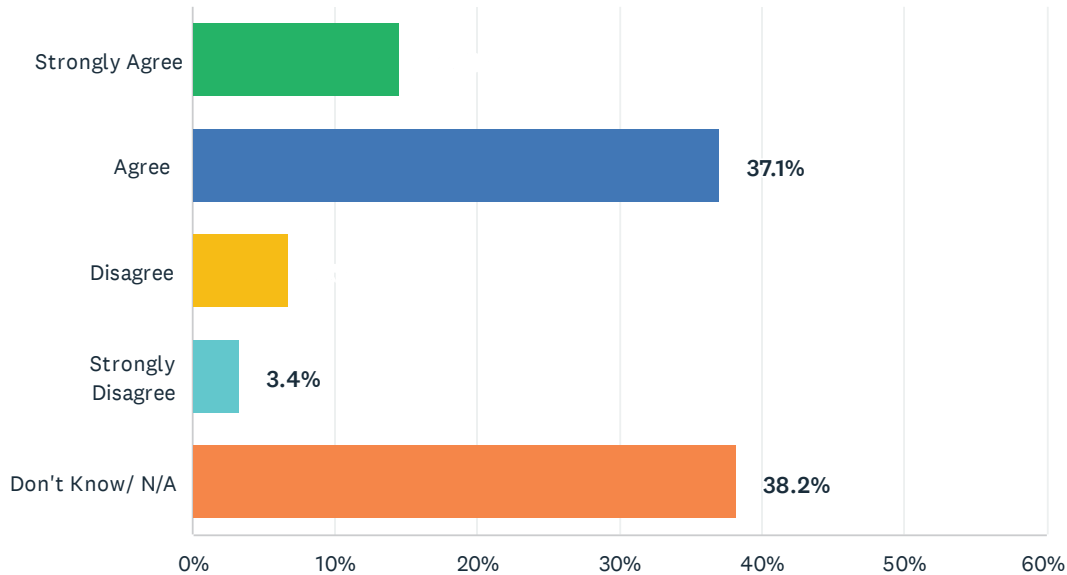
Answered: 177 Skipped: 69



ANSWER CHOICES	RESPONSES	
Strongly Agree	19.8%	35
Agree	55.9%	99
Disagree	14.1%	25
Strongly Disagree	3.4%	6
Don't Know/ N/A	6.8%	12
TOTAL		177

Q46 I feel the parent education opportunities presented by my school are valuable.

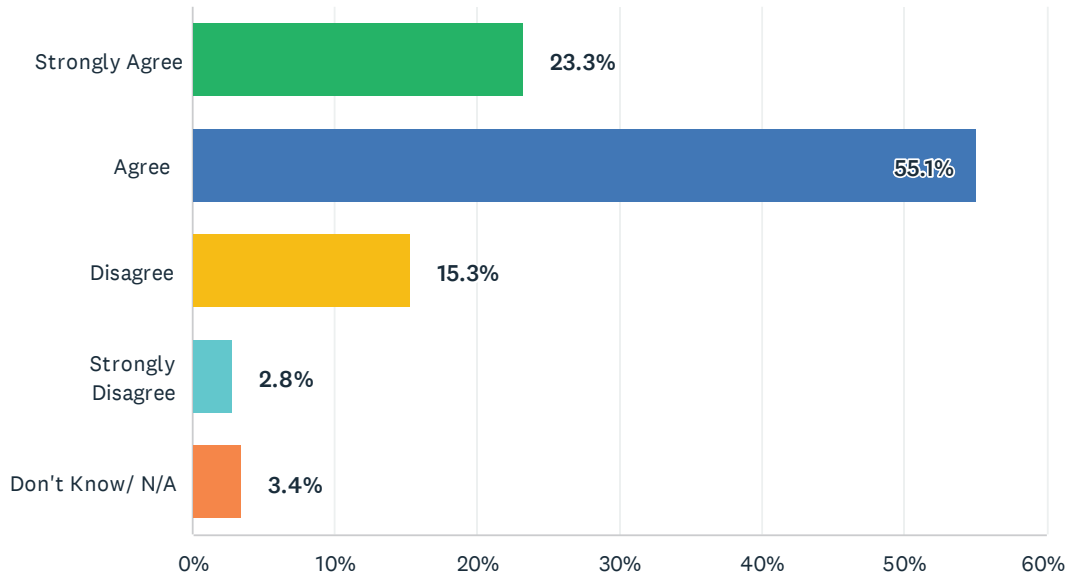
Answered: 178 Skipped: 68



ANSWER CHOICES	RESPONSES	
Strongly Agree	14.6%	26
Agree	37.1%	66
Disagree	6.7%	12
Strongly Disagree	3.4%	6
Don't Know/ N/A	38.2%	68
TOTAL		178

Q47 I am satisfied with the information and communication I receive from my child's school.

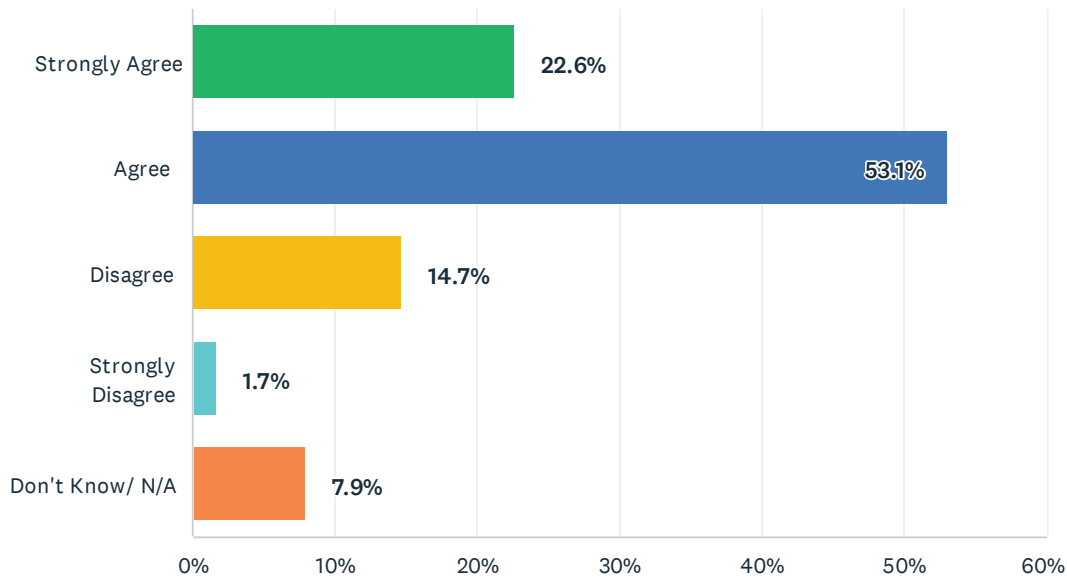
Answered: 176 Skipped: 70



ANSWER CHOICES	RESPONSES	
Strongly Agree	23.3%	41
Agree	55.1%	97
Disagree	15.3%	27
Strongly Disagree	2.8%	5
Don't Know/ N/A	3.4%	6
TOTAL		176

Q48 The school's website is a good source for information.

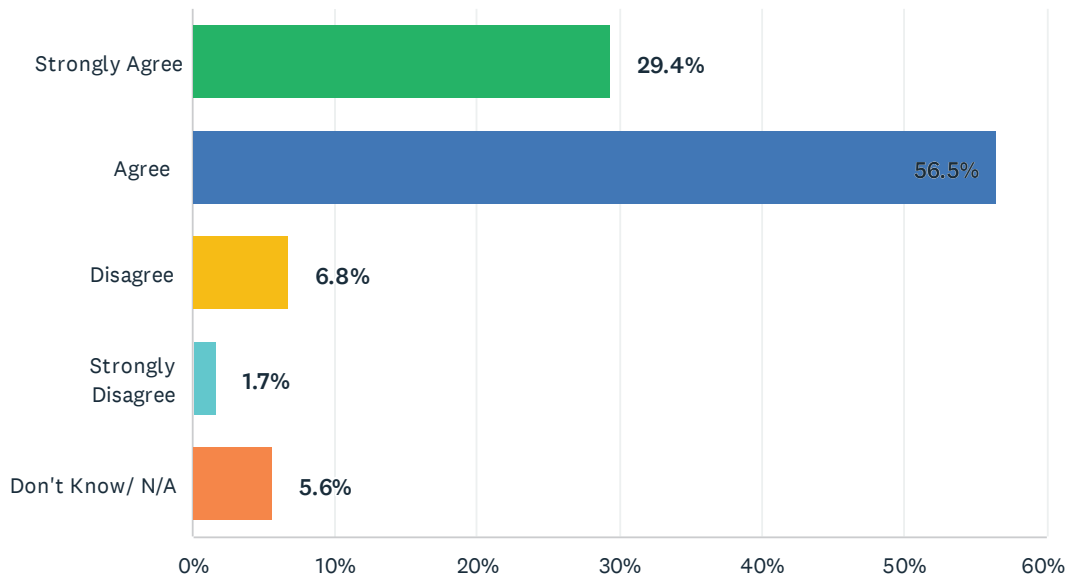
Answered: 177 Skipped: 69



ANSWER CHOICES	RESPONSES	
Strongly Agree	22.6%	40
Agree	53.1%	94
Disagree	14.7%	26
Strongly Disagree	1.7%	3
Don't Know/ N/A	7.9%	14
TOTAL		177

Q49 My child is safe at school.

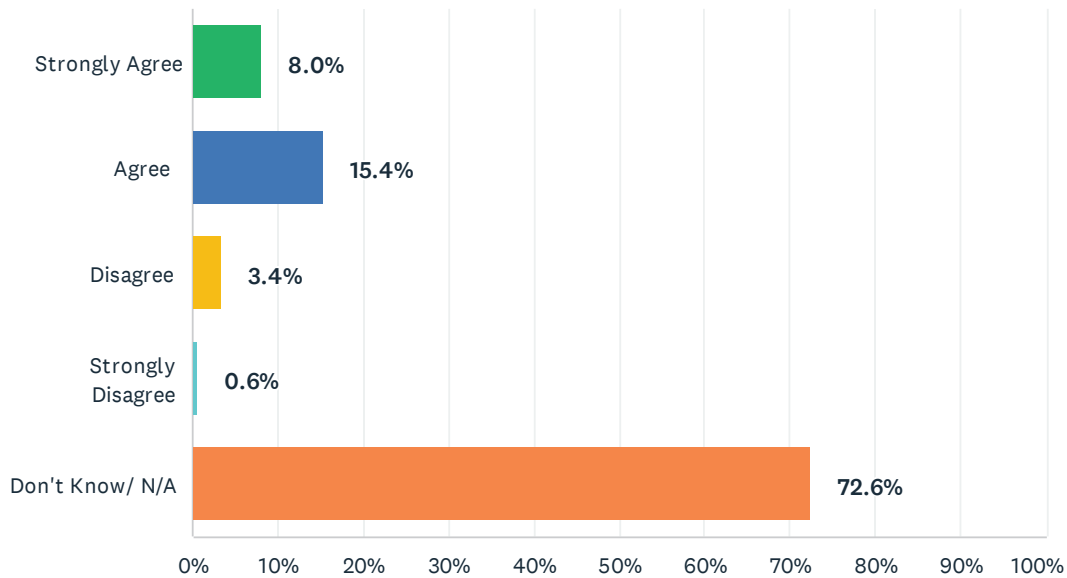
Answered: 177 Skipped: 69



ANSWER CHOICES	RESPONSES	
Strongly Agree	29.4%	52
Agree	56.5%	100
Disagree	6.8%	12
Strongly Disagree	1.7%	3
Don't Know/ N/A	5.6%	10
TOTAL		177

Q50 My child is safe when riding the school bus.

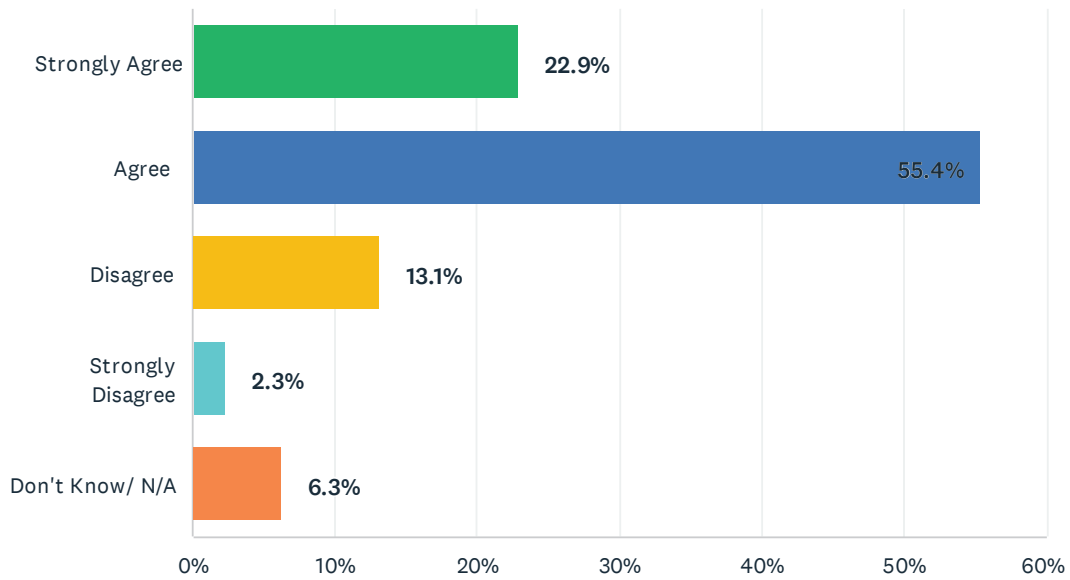
Answered: 175 Skipped: 71



ANSWER CHOICES	RESPONSES	
Strongly Agree	8.0%	14
Agree	15.4%	27
Disagree	3.4%	6
Strongly Disagree	0.6%	1
Don't Know/ N/A	72.6%	127
TOTAL		175

Q51 My child feels a sense of belonging.

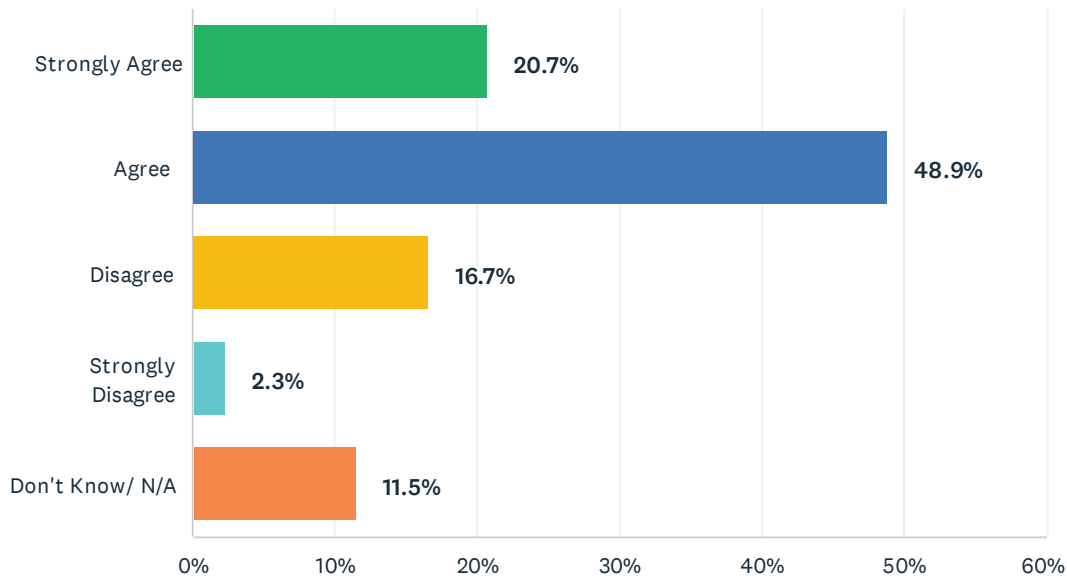
Answered: 175 Skipped: 71



ANSWER CHOICES	RESPONSES	
Strongly Agree	22.9%	40
Agree	55.4%	97
Disagree	13.1%	23
Strongly Disagree	2.3%	4
Don't Know/ N/A	6.3%	11
TOTAL		175

Q52 Teachers and students respect one another at this school.

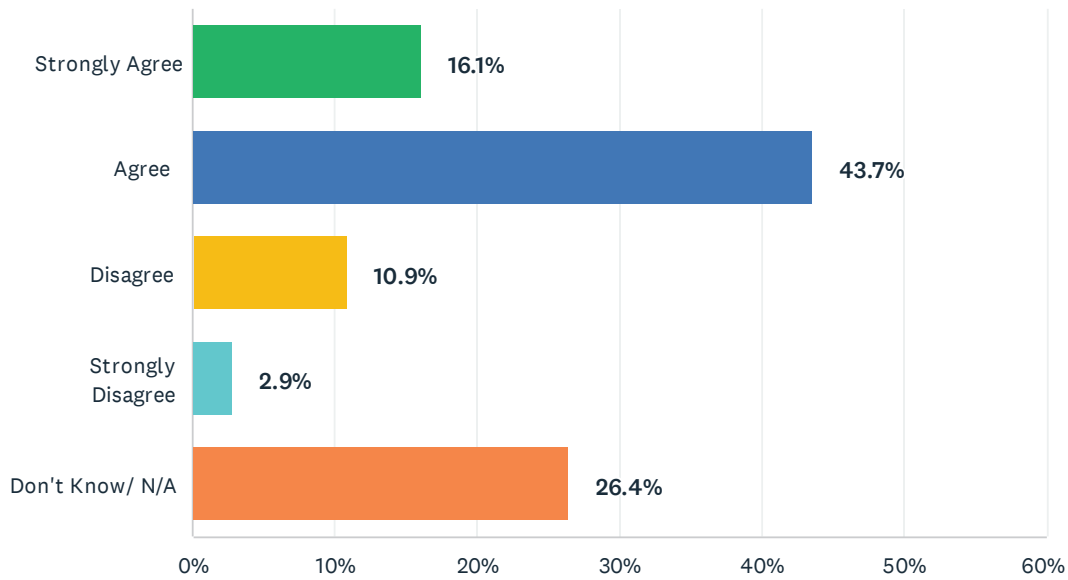
Answered: 174 Skipped: 72



ANSWER CHOICES	RESPONSES	
Strongly Agree	20.7%	36
Agree	48.9%	85
Disagree	16.7%	29
Strongly Disagree	2.3%	4
Don't Know/ N/A	11.5%	20
TOTAL		174

Q53 Discipline is fair.

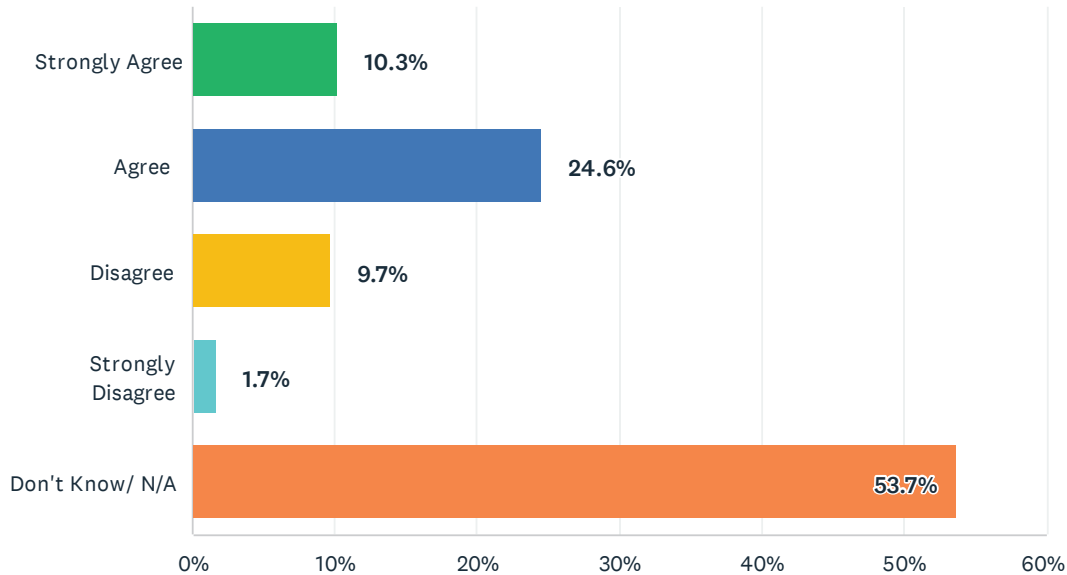
Answered: 174 Skipped: 72



ANSWER CHOICES	RESPONSES	
Strongly Agree	16.1%	28
Agree	43.7%	76
Disagree	10.9%	19
Strongly Disagree	2.9%	5
Don't Know/ N/A	26.4%	46
TOTAL		174

Q54 When threatening behavior between students arises, the school staff intervene appropriately.

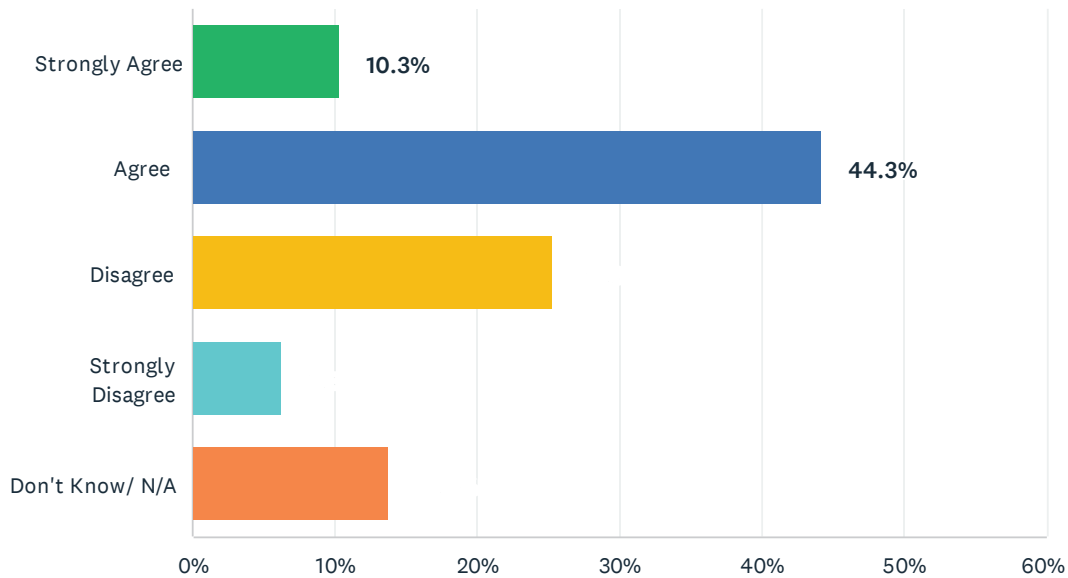
Answered: 175 Skipped: 71



ANSWER CHOICES	RESPONSES	
Strongly Agree	10.3%	18
Agree	24.6%	43
Disagree	9.7%	17
Strongly Disagree	1.7%	3
Don't Know/ N/A	53.7%	94
TOTAL		175

Q55 Students treat each other with kindness and respect.

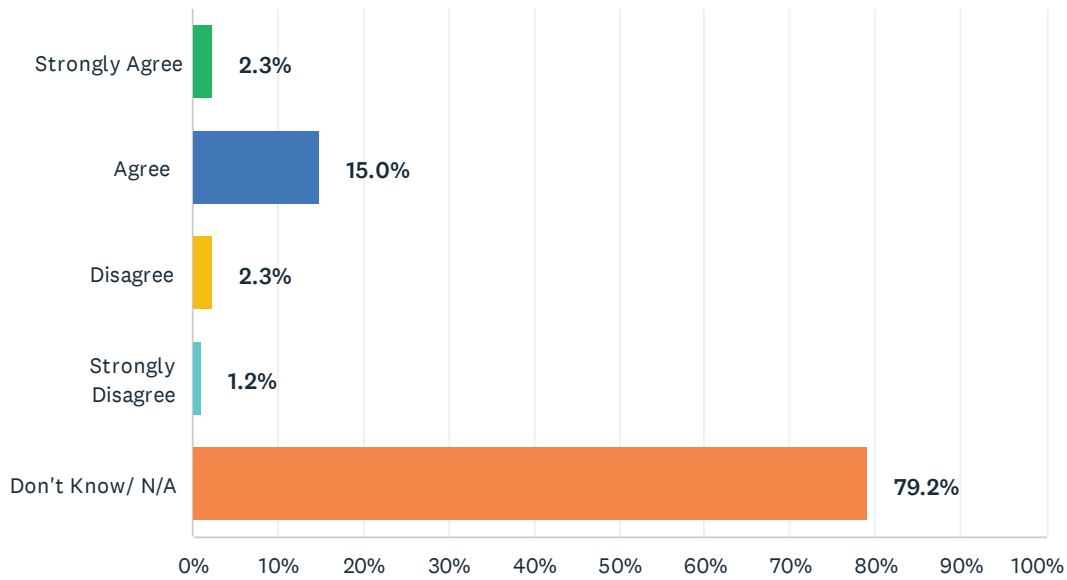
Answered: 174 Skipped: 72



ANSWER CHOICES	RESPONSES	
Strongly Agree	10.3%	18
Agree	44.3%	77
Disagree	25.3%	44
Strongly Disagree	6.3%	11
Don't Know/ N/A	13.8%	24
TOTAL		174

Q56 Students are kind and respectful on the bus.

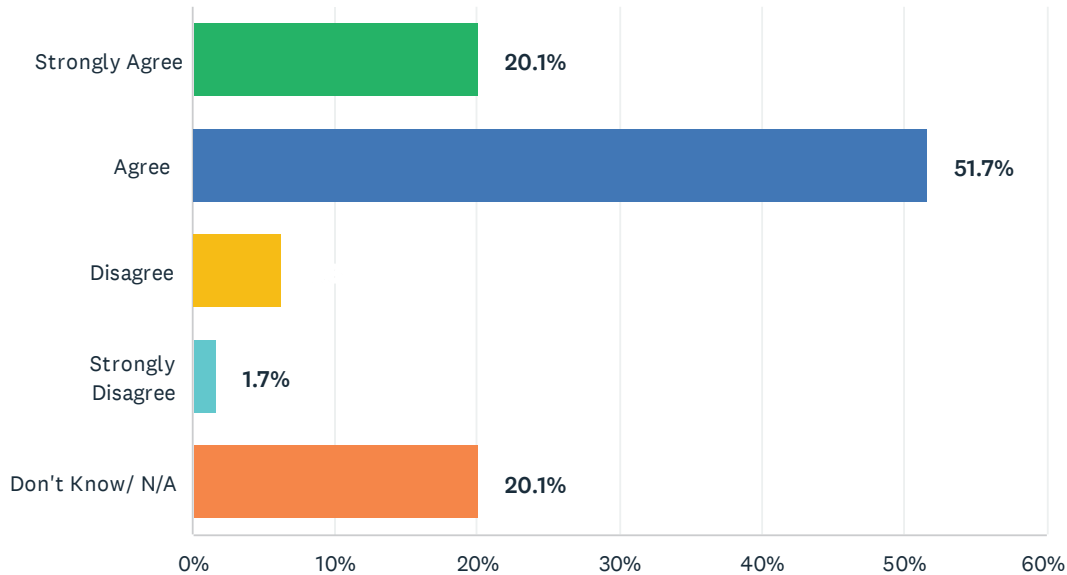
Answered: 173 Skipped: 73



ANSWER CHOICES	RESPONSES	
Strongly Agree	2.3%	4
Agree	15.0%	26
Disagree	2.3%	4
Strongly Disagree	1.2%	2
Don't Know/ N/A	79.2%	137
TOTAL		173

Q57 I feel the school's safety protocols and emergency plans are effective and appropriate.

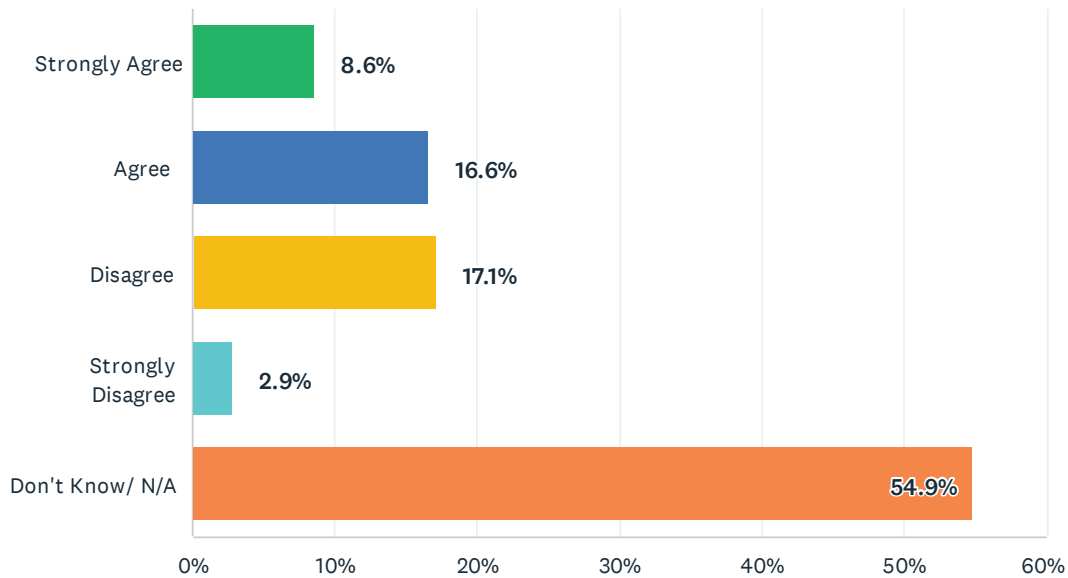
Answered: 174 Skipped: 72



ANSWER CHOICES	RESPONSES	
Strongly Agree	20.1%	35
Agree	51.7%	90
Disagree	6.3%	11
Strongly Disagree	1.7%	3
Don't Know/ N/A	20.1%	35
TOTAL		174

Q58 Alcohol and drug use is not a problem at this school.

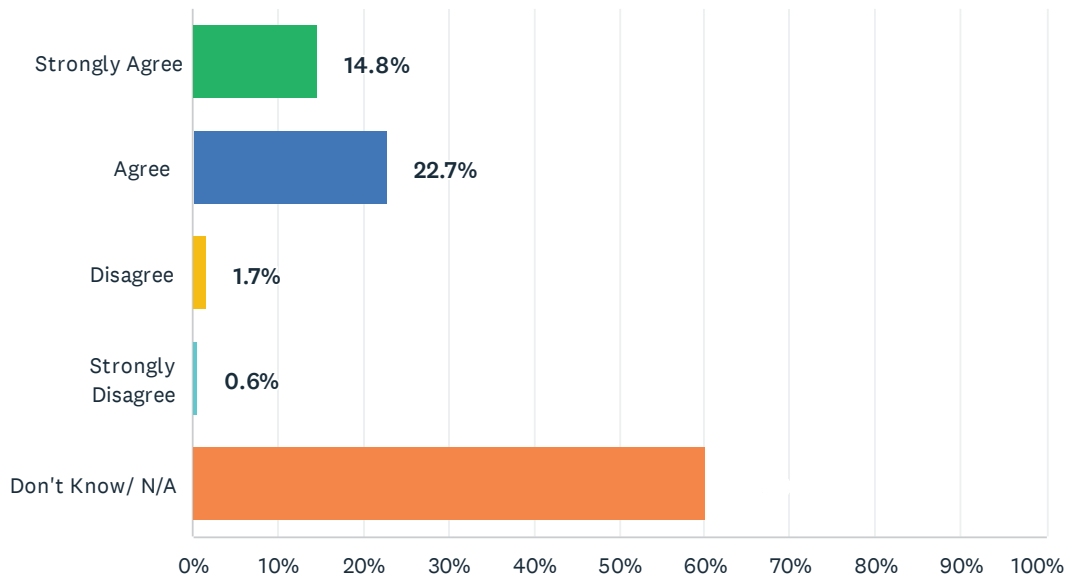
Answered: 175 Skipped: 71



ANSWER CHOICES	RESPONSES	
Strongly Agree	8.6%	15
Agree	16.6%	29
Disagree	17.1%	30
Strongly Disagree	2.9%	5
Don't Know/ N/A	54.9%	96
TOTAL		175

Q59 Students do not bring weapons to campus.

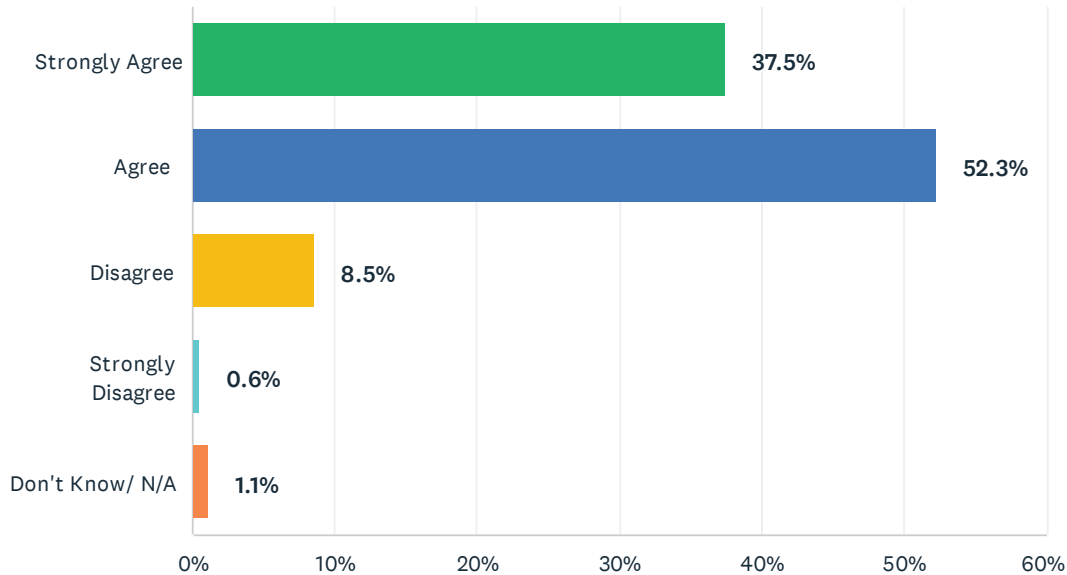
Answered: 176 Skipped: 70



ANSWER CHOICES	RESPONSES	
Strongly Agree	14.8%	26
Agree	22.7%	40
Disagree	1.7%	3
Strongly Disagree	0.6%	1
Don't Know/ N/A	60.2%	106
TOTAL		176

Q60 My child is provided the instructional materials, resources and technology needed for classes.

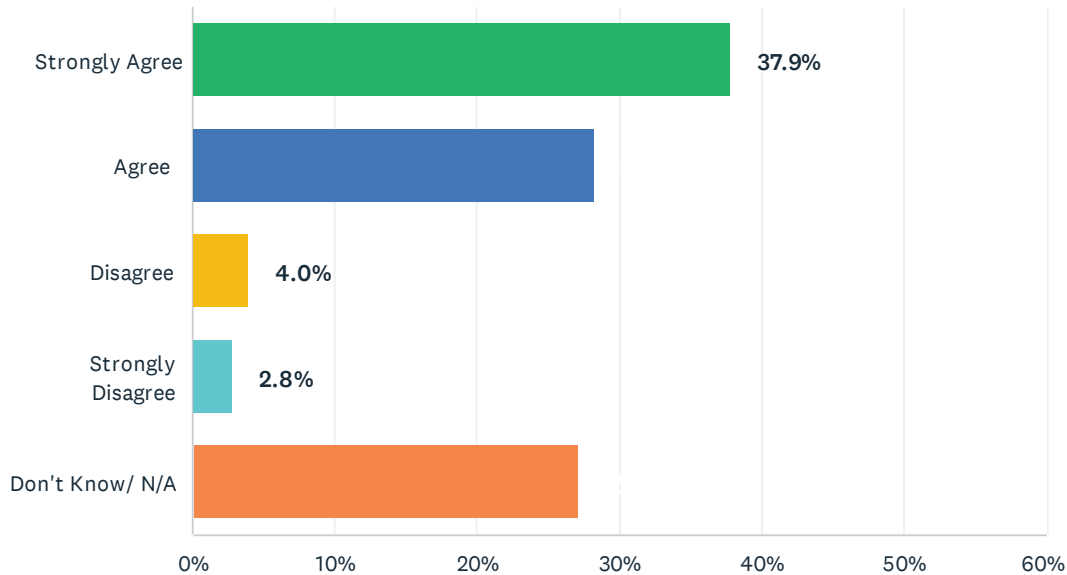
Answered: 176 Skipped: 70



ANSWER CHOICES	RESPONSES	
Strongly Agree	37.5%	66
Agree	52.3%	92
Disagree	8.5%	15
Strongly Disagree	0.6%	1
Don't Know/ N/A	1.1%	2
TOTAL		176

Q61 The school librarian assists in finding resources and reading materials.

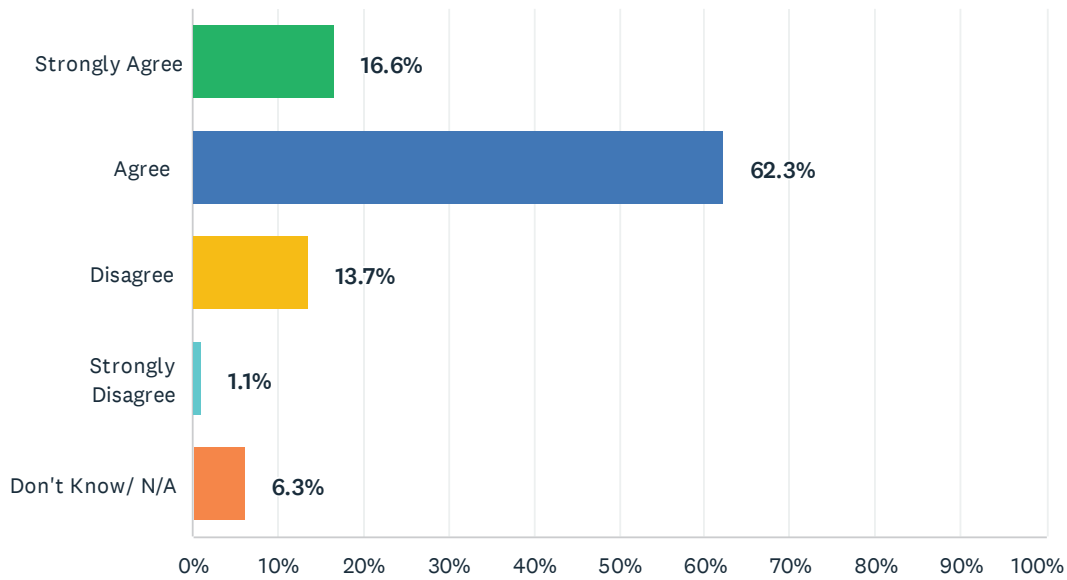
Answered: 177 Skipped: 69



ANSWER CHOICES	RESPONSES	
Strongly Agree	37.9%	67
Agree	28.2%	50
Disagree	4.0%	7
Strongly Disagree	2.8%	5
Don't Know/ N/A	27.1%	48
TOTAL		177

Q62 I feel my child's class sizes are appropriate.

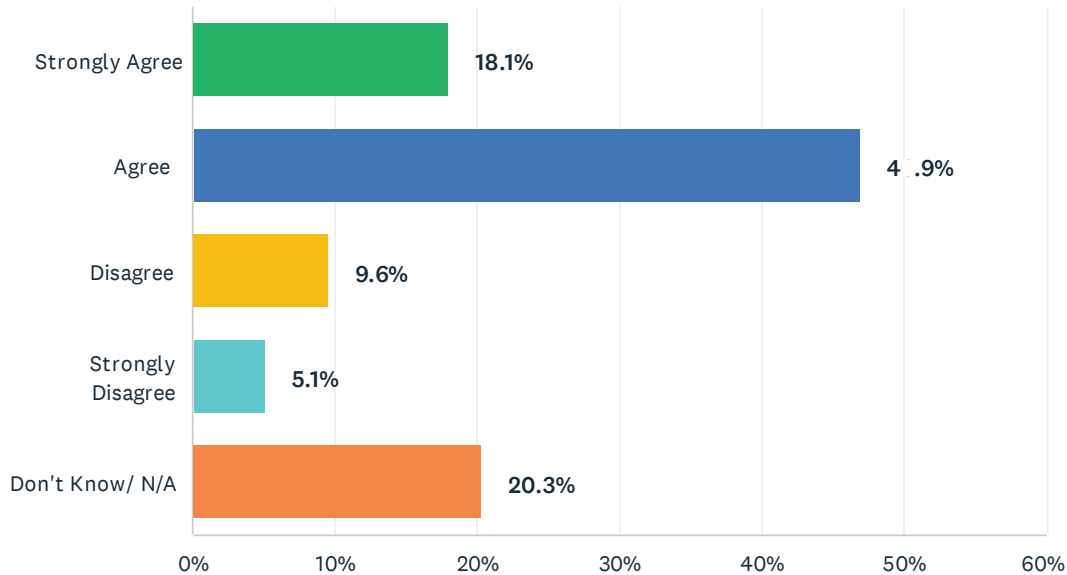
Answered: 175 Skipped: 71



ANSWER CHOICES	RESPONSES	
Strongly Agree	16.6%	29
Agree	62.3%	109
Disagree	13.7%	24
Strongly Disagree	1.1%	2
Don't Know/ N/A	6.3%	11
TOTAL		175

Q63 My child's school counselors are available to help my child with issues that arise at school.

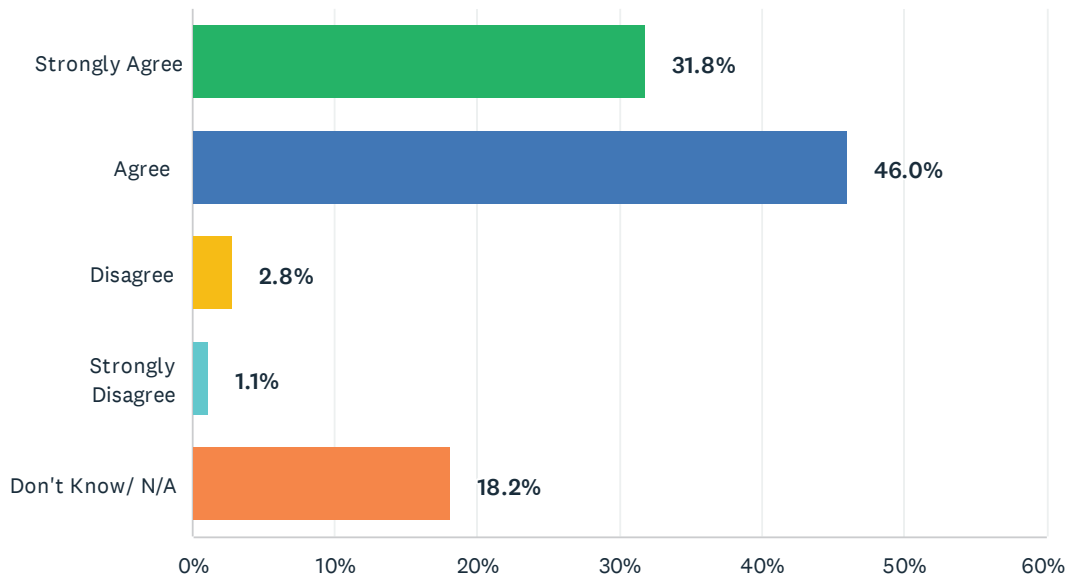
Answered: 177 Skipped: 69



ANSWER CHOICES	RESPONSES	
Strongly Agree	18.1%	32
Agree	46.9%	83
Disagree	9.6%	17
Strongly Disagree	5.1%	9
Don't Know/ N/A	20.3%	36
TOTAL		177

Q64 The school nurse attends to student health issues at school.

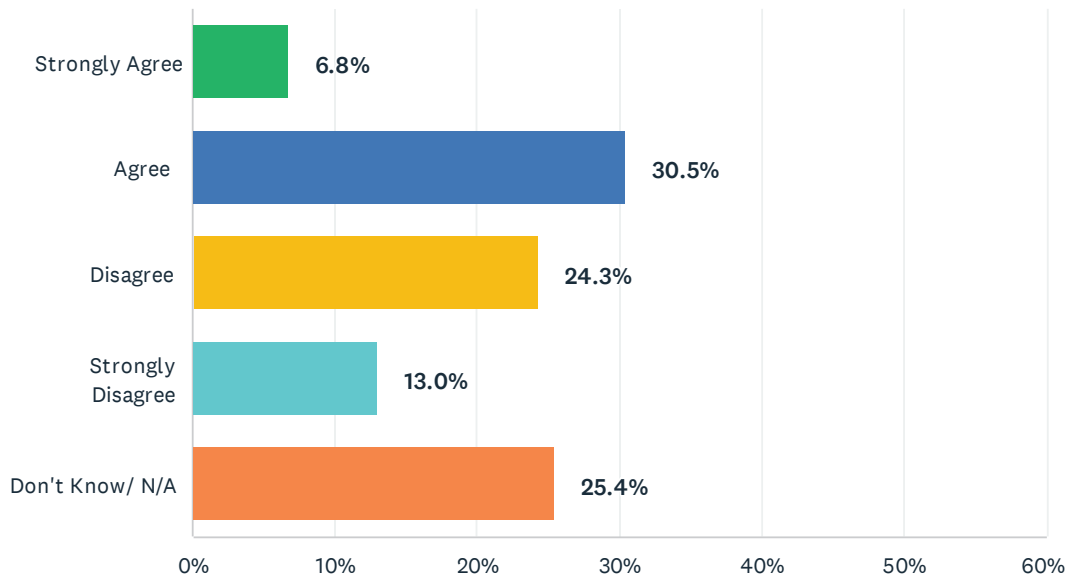
Answered: 176 Skipped: 70



ANSWER CHOICES	RESPONSES	
Strongly Agree	31.8%	56
Agree	46.0%	81
Disagree	2.8%	5
Strongly Disagree	1.1%	2
Don't Know/ N/A	18.2%	32
TOTAL		176

Q65 Healthy food is served in the cafeteria.

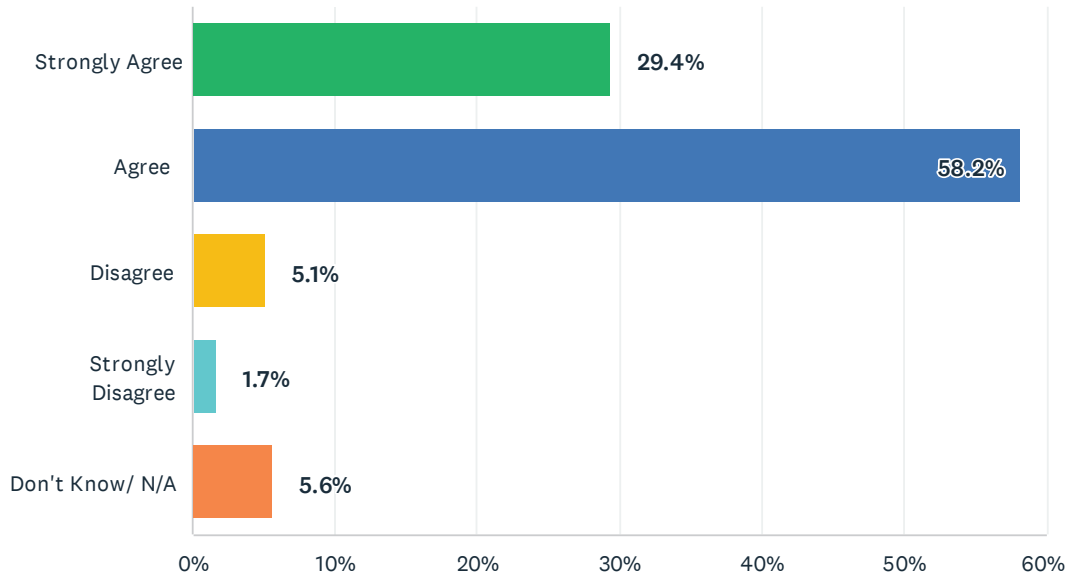
Answered: 177 Skipped: 69



ANSWER CHOICES	RESPONSES	
Strongly Agree	6.8%	12
Agree	30.5%	54
Disagree	24.3%	43
Strongly Disagree	13.0%	23
Don't Know/ N/A	25.4%	45
TOTAL		177

Q66 My child's school is clean and well-maintained (air conditioning and heat work, adequate lighting, grounds kept in order, etc.).

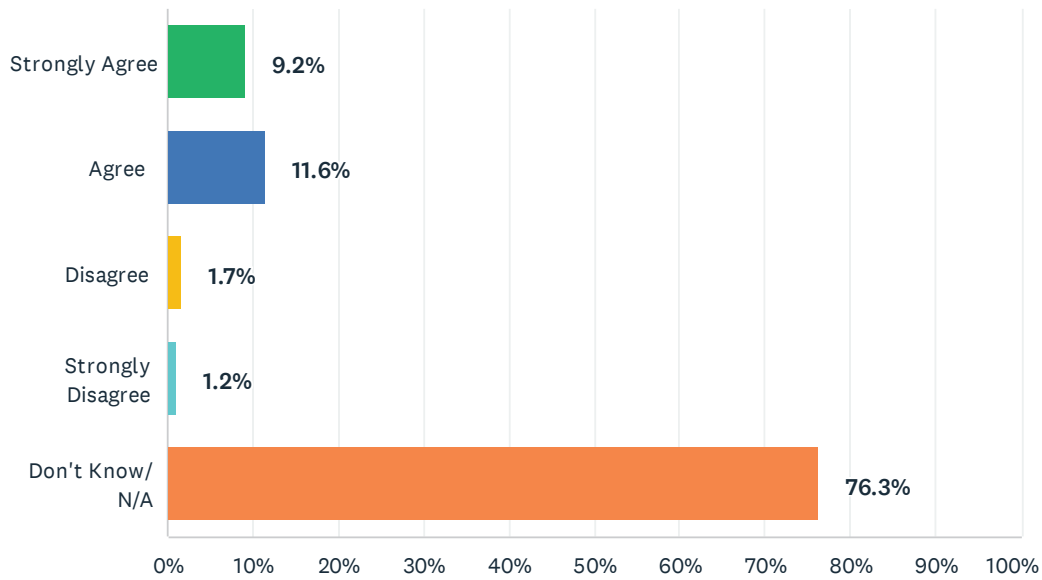
Answered: 177 Skipped: 69



ANSWER CHOICES	RESPONSES	
Strongly Agree	29.4%	52
Agree	58.2%	103
Disagree	5.1%	9
Strongly Disagree	1.7%	3
Don't Know/ N/A	5.6%	10
TOTAL		177

Q67 My child's school bus is on time most days.

Answered: 173 Skipped: 73



ANSWER CHOICES	RESPONSES	
Strongly Agree	9.2%	16
Agree	11.6%	20
Disagree	1.7%	3
Strongly Disagree	1.2%	2
Don't Know/ N/A	76.3%	132
TOTAL		173

Q68 I feel my child is safe because of the security team at WHS.

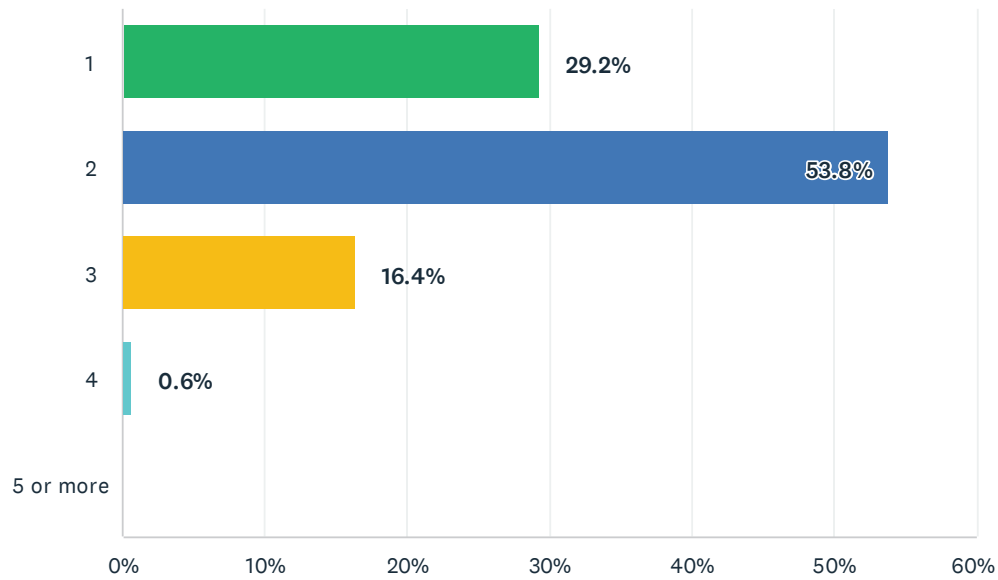
Answered: 0 Skipped: 246

 No matching responses.

ANSWER CHOICES	RESPONSES	
Strongly Agree	0.0%	0
Agree	0.0%	0
Disagree	0.0%	0
Strongly Disagree	0.0%	0
Don't Know/ N/A	0.0%	0
TOTAL		0

Q69 How many children do you have attending a district school?

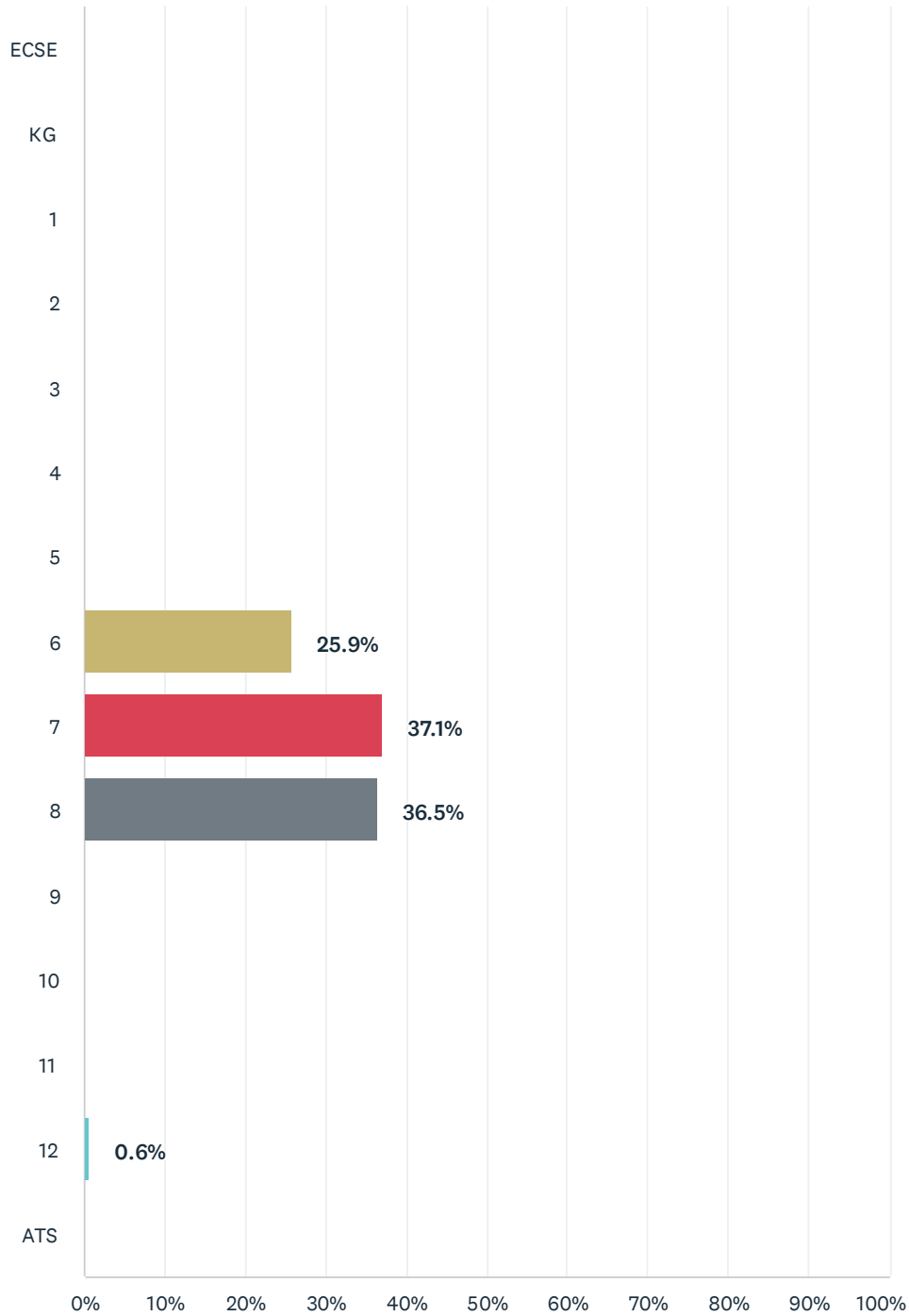
Answered: 171 Skipped: 75



ANSWER CHOICES		RESPONSES	
1		29.2%	50
2		53.8%	92
3		16.4%	28
4		0.6%	1
5 or more		0.0%	0
TOTAL			171

Q70 Please indicate the grade level of the child for whom you are responding.

Answered: 170 Skipped: 76

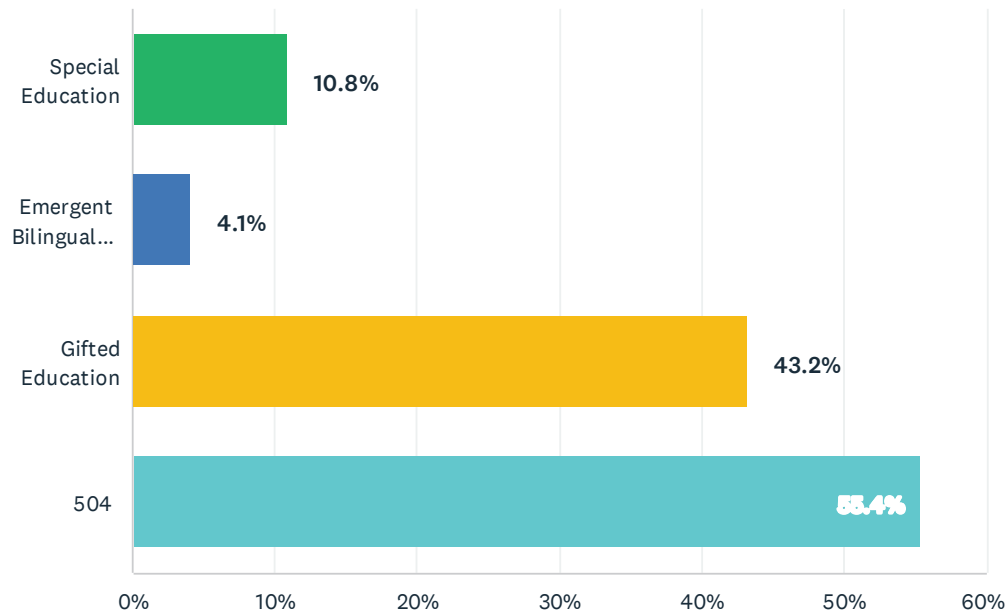


Parent Climate Survey 2022

ANSWER CHOICES	RESPONSES	
ECSE	0.0%	0
KG	0.0%	0
1	0.0%	0
2	0.0%	0
3	0.0%	0
4	0.0%	0
5	0.0%	0
6	25.9%	44
7	37.1%	63
8	36.5%	62
9	0.0%	0
10	0.0%	0
11	0.0%	0
12	0.6%	1
ATS	0.0%	0
TOTAL		170

Q71 Does your child receive any of the following services at this school?

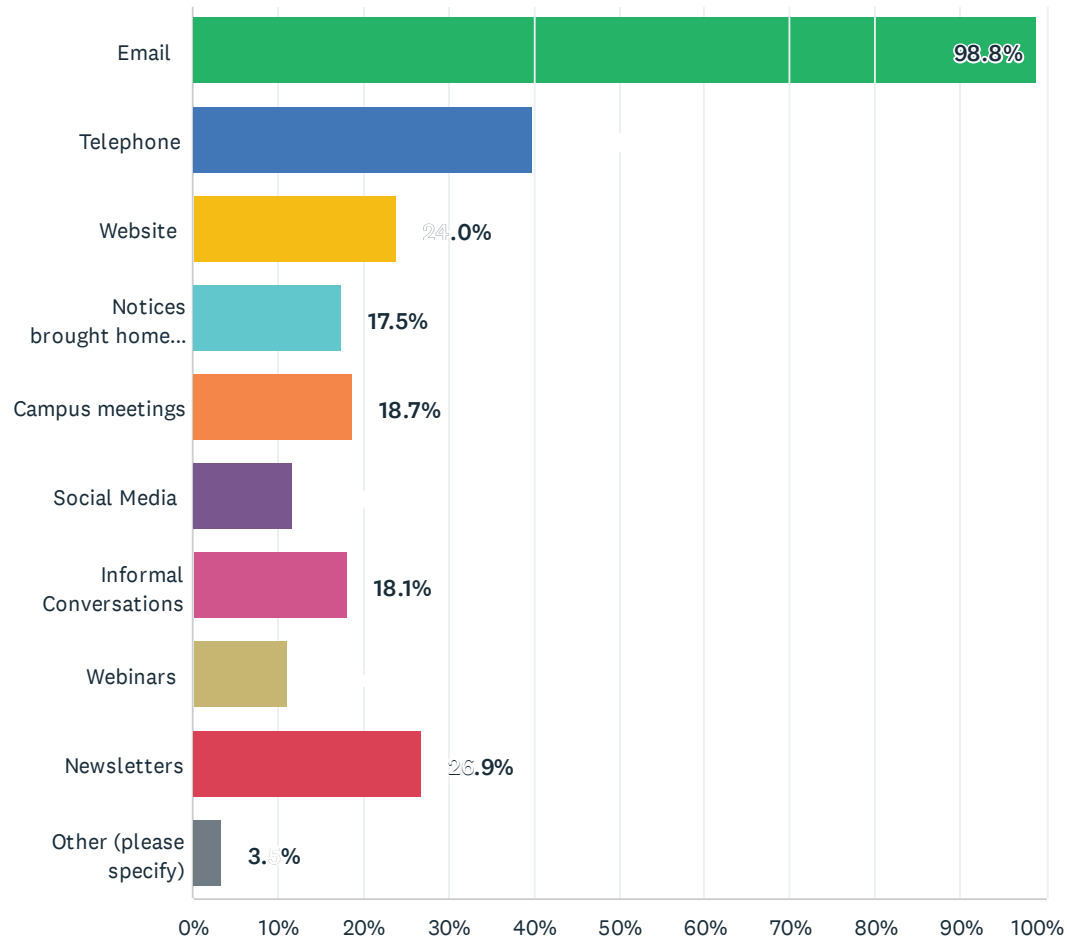
Answered: 74 Skipped: 172



ANSWER CHOICES	RESPONSES	
Special Education	10.8%	8
Emergent Bilingual (Formerly ELL)	4.1%	3
Gifted Education	43.2%	32
504	55.4%	41
Total Respondents: 74		

Q72 What are the best ways for the school to communicate with you about your child's education?

Answered: 171 Skipped: 75

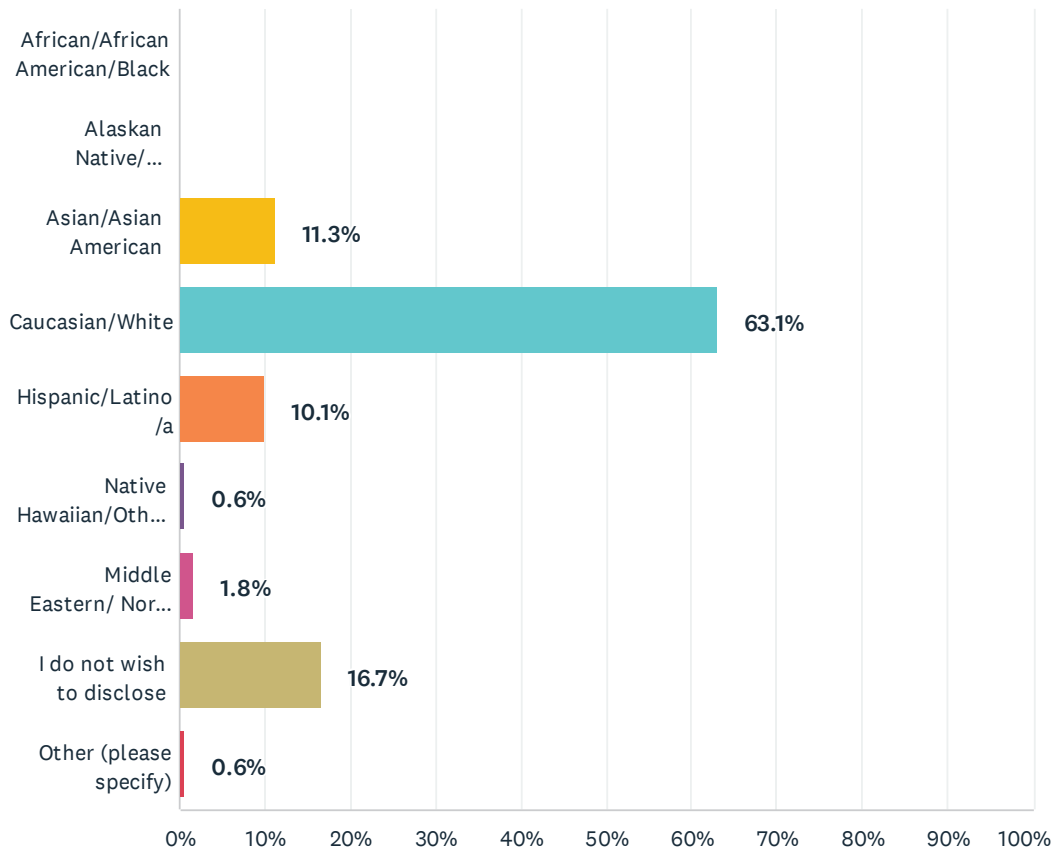


Parent Climate Survey 2022

ANSWER CHOICES	RESPONSES	
Email	98.8%	169
Telephone	39.8%	68
Website	24.0%	41
Notices brought home by student	17.5%	30
Campus meetings	18.7%	32
Social Media	11.7%	20
Informal Conversations	18.1%	31
Webinars	11.1%	19
Newsletters	26.9%	46
Other (please specify)	3.5%	6
Total Respondents: 171		

Q73 What is your race/ethnicity? (Check all that apply.)

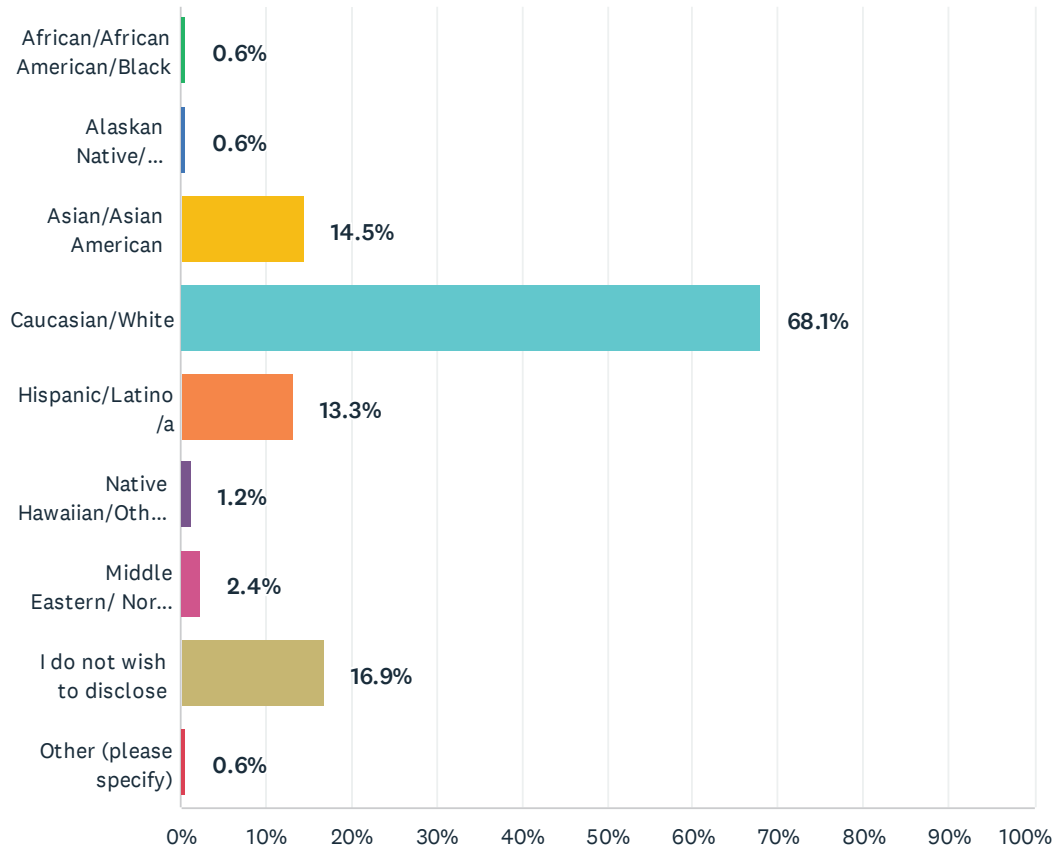
Answered: 168 Skipped: 78



ANSWER CHOICES	RESPONSES	
African/African American/Black	0.0%	0
Alaskan Native/ Indigenous/ Native American	0.0%	0
Asian/Asian American	11.3%	19
Caucasian/White	63.1%	106
Hispanic/Latino/a	10.1%	17
Native Hawaiian/Other Pacific Islander	0.6%	1
Middle Eastern/ North African	1.8%	3
I do not wish to disclose	16.7%	28
Other (please specify)	0.6%	1
Total Respondents: 168		

Q74 What racial/ ethnic groups are represented in your immediate family? (Check all that apply.)

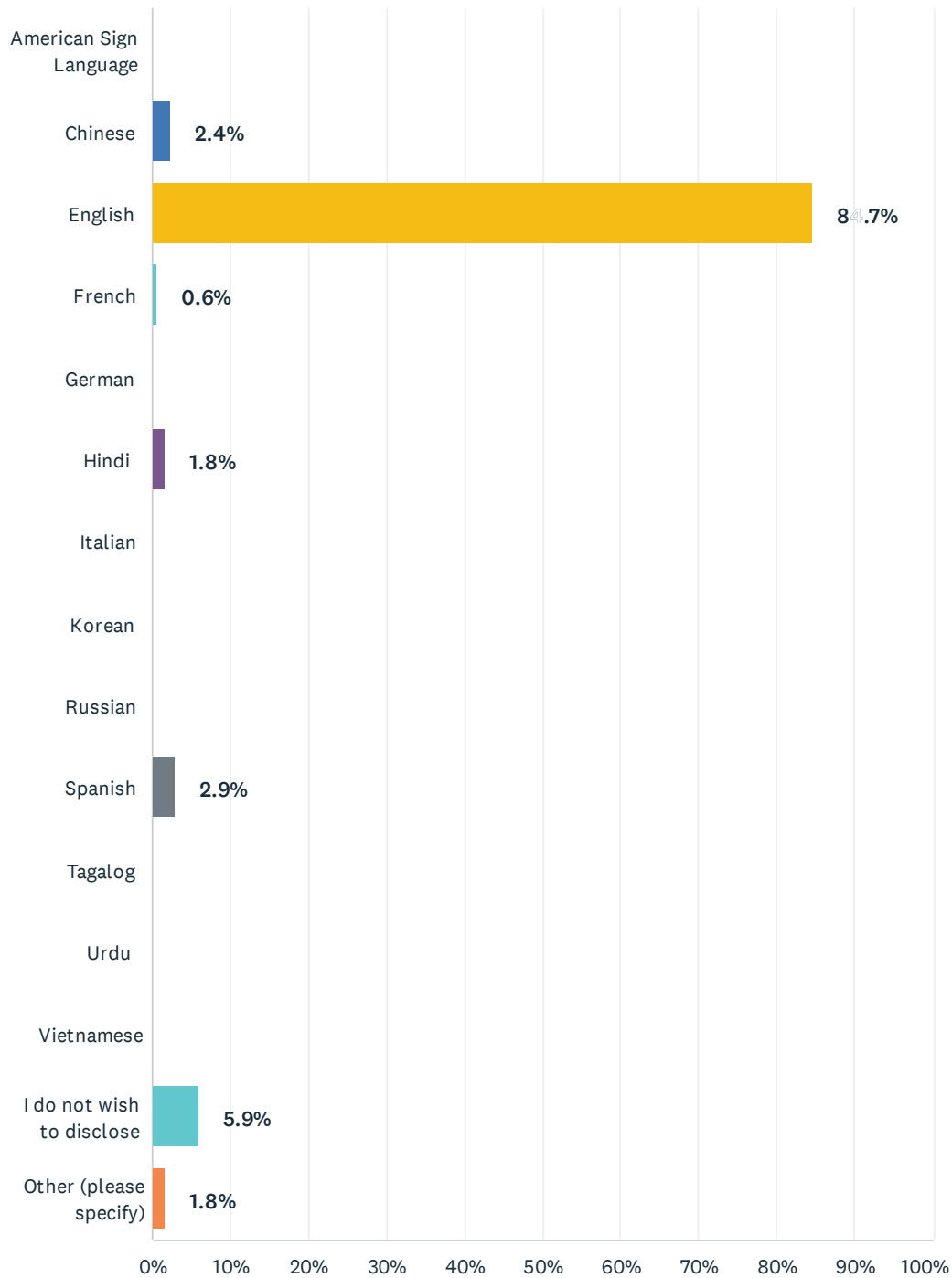
Answered: 166 Skipped: 80



African/African American/Black	0.6%	1
Alaskan Native/ Indigenous/ Native American	0.6%	1
Asian/Asian American	14.5%	24
Caucasian/White	68.1%	113
Hispanic/Latino/a	13.3%	22
Native Hawaiian/Other Pacific Islander	1.2%	2
Middle Eastern/ North African	2.4%	4
I do not wish to disclose	16.9%	28
Other (please specify)	0.6%	1

Q75 What is the primary language spoken in your home?

Answered: 170 Skipped: 76

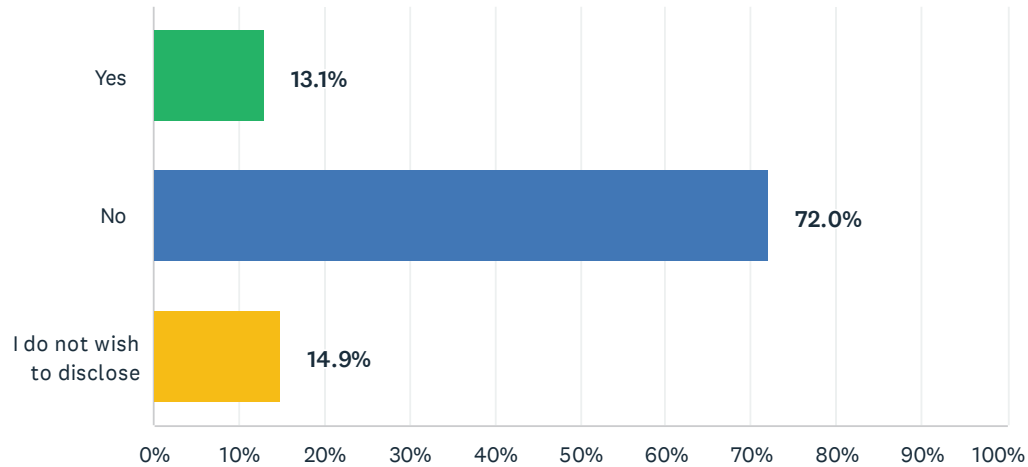


Parent Climate Survey 2022

ANSWER CHOICES	RESPONSES	
American Sign Language	0.0%	0
Chinese	2.4%	4
English	84.7%	144
French	0.6%	1
German	0.0%	0
Hindi	1.8%	3
Italian	0.0%	0
Korean	0.0%	0
Russian	0.0%	0
Spanish	2.9%	5
Tagalog	0.0%	0
Urdu	0.0%	0
Vietnamese	0.0%	0
I do not wish to disclose	5.9%	10
Other (please specify)	1.8%	3
TOTAL		170

Q76 Do you or a member of your immediate family identify as a member of the LGBTQ community?

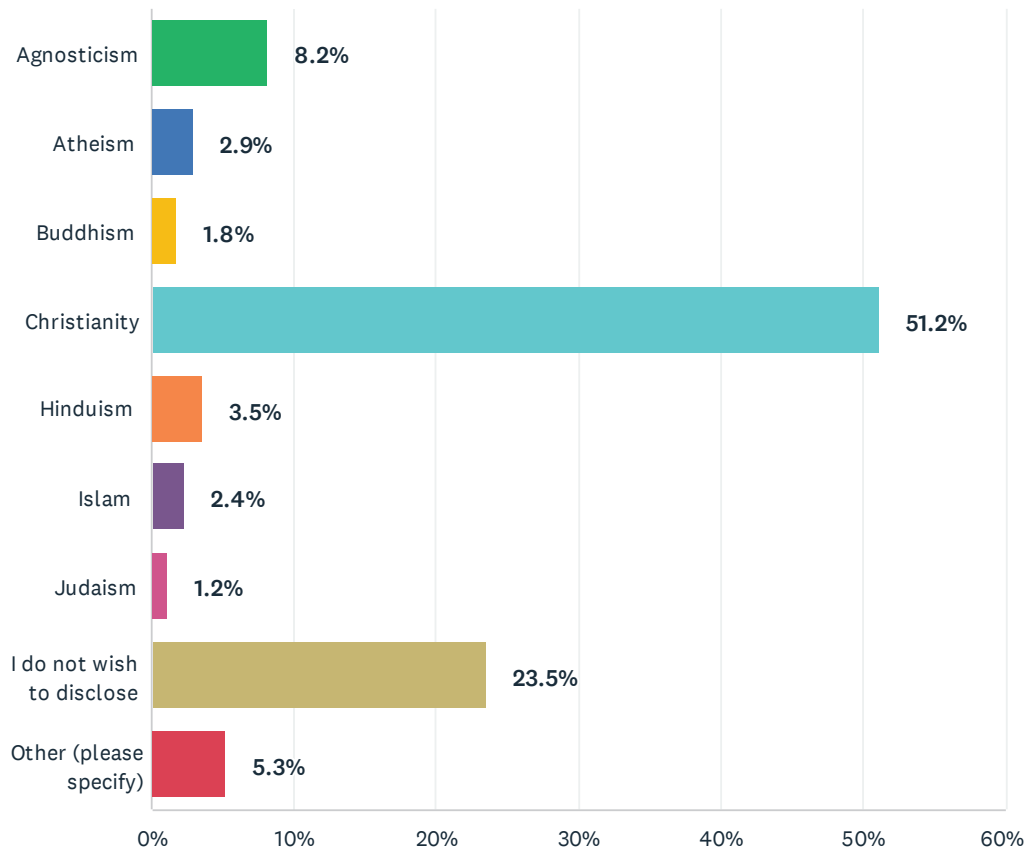
Answered: 168 Skipped: 78



ANSWER CHOICES	RESPONSES	
Yes	13.1%	22
No	72.0%	121
I do not wish to disclose	14.9%	25
TOTAL		168

Q77 What is your religious affiliation?

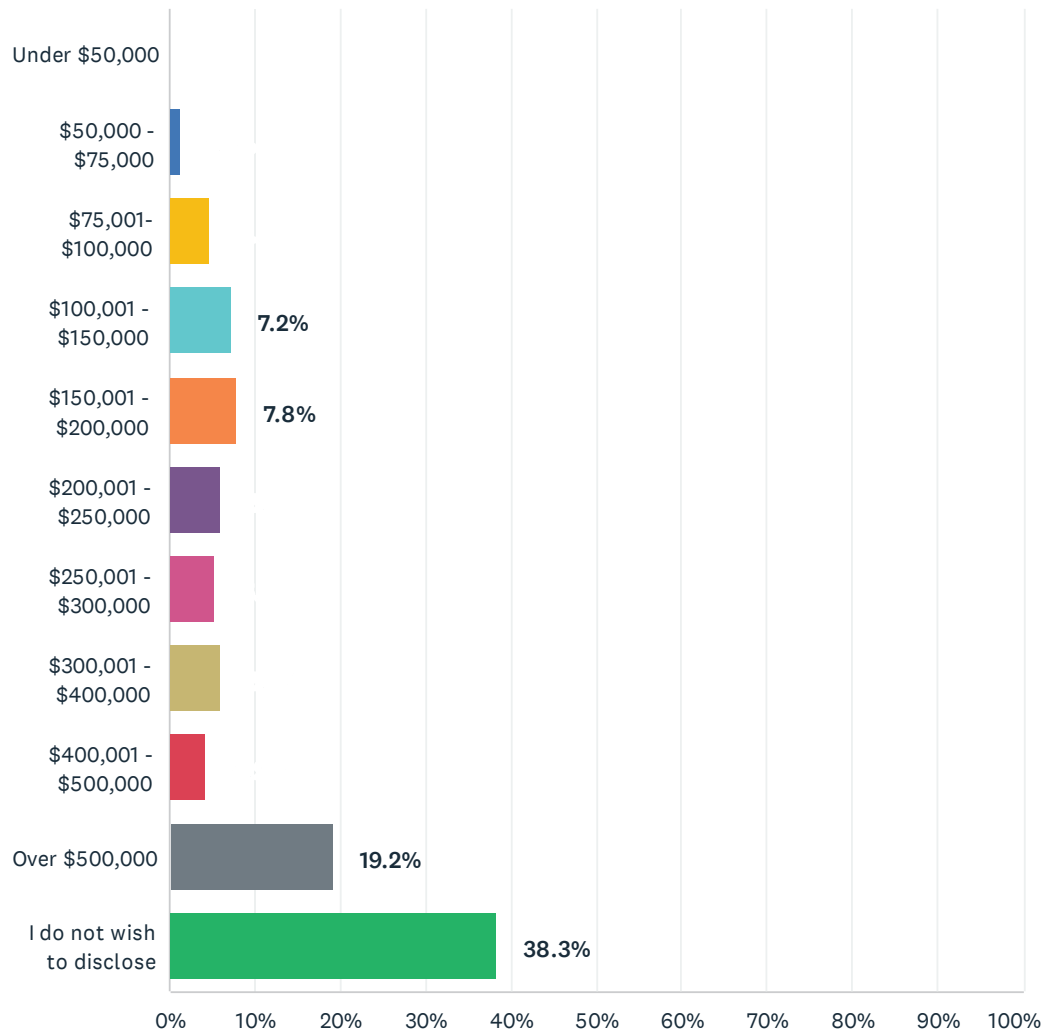
Answered: 170 Skipped: 76



ANSWER CHOICES	RESPONSES	
Agnosticism	8.2%	14
Atheism	2.9%	5
Buddhism	1.8%	3
Christianity	51.2%	87
Hinduism	3.5%	6
Islam	2.4%	4
Judaism	1.2%	2
I do not wish to disclose	23.5%	40
Other (please specify)	5.3%	9
TOTAL		170

Q78 What is your total gross/pretax household income?

Answered: 167 Skipped: 79



Parent Climate Survey 2022

ANSWER CHOICES	RESPONSES	
Under \$50,000	0.0%	0
\$50,000 - \$75,000	1.2%	2
\$75,001- \$100,000	4.8%	8
\$100,001 - \$150,000	7.2%	12
\$150,001 - \$200,000	7.8%	13
\$200,001 - \$250,000	6.0%	10
\$250,001 - \$300,000	5.4%	9
\$300,001 - \$400,000	6.0%	10
\$400,001 - \$500,000	4.2%	7
Over \$500,000	19.2%	32
I do not wish to disclose	38.3%	64
TOTAL		167