

**Project Observation Report**

Project Name:	Tri Tech East Building C 1.5	Project No.	2208
Report #:	27		
Observation Date:	4-12-23	Last Report:	4-5-23
Prepared By:	Steve Mallory, AIA	Contractor:	Banlin

**Weather:**

Sunny	Wind W5	42°	From: 7:30am	To: 7:55am
-------	---------	-----	--------------	------------

**Construction Activity Observed:**

Schedule Activity No.	Work in Progress
	Installing lighting
	Curb/ sidewalk concrete placement
	Painting
	FRP

**Labor Resources Observed:**

Contractor-Quantity	Contractor-Quantity
Banlin – 1+1	Electricians – 2
Casework -2	Plumbing – 3
Low voltage – 4	

**Observed Equipment on site:** Job shack, trailers, ConEx, 3 scissor lifts, hoe, tracked skid loader, excavator, utility trucks, heater and tank

**Others/ Inspectors on site:** -

**Check-in:** Checked in with Matt of Banlin.

**Field Discussions:** Concrete curbs are completed. Windows installed except the bulletproof glazing and window treatment and painting complete except for the metal doors. The GWB has been replaced at the trap manifold in the kennel room, and is for paint. Fencing and gates installed. Autobody gate in operation. Tiling and ceiling grid are installed, most lights installed in the grid. The electrical panel guts are installed and the can here may 2<sup>nd</sup>. FRP work is complete and they have painted the interior doors. Low voltage work is on-going. The roof curb termination detail is complete and waiting for the DOAS. Building letters mounted to the building. Casework is installed about 75% with the lockers installed. TEM to install trim with vacuum remaining. Plumbers have started with the restroom installation. IT cabinet on site, reviewing fitment issues. Wiring the fire alarm system. Kennel room Janitor's sink is installed along with the vacuum.

Percent Complete:	Pay-app (#6)	Completion Date:
Contract Amount	\$3,774,429.00	Original Contract NTP: Sept 22, 2022
Change Orders:	\$43,341.06	
Adjusted:	\$3,817,770.06	
Completed:	\$2,306,829.00, with \$115,341.45 retained	
Current Payment	\$514,352.00 (Incl. WSST)	Change Order date adjustment: 0 days
Overall % Complete:	60.4%	Expected Project End Date: May 30, 2023

**Change Order Breakdown:** ---.

**Inspection Reports:** Going well.

**As-Builts:** No issues.

**Preparers Comments:** I reviewed the site and the building and the work is progressing very well. Concrete placement curbs and current work including the casework and lockers look very good.

**Construction Site Photos:**



South site entrance and new curbs



Southeast curb at site entry



Southwest curb at site entry



Southwest peninsula and the southeast corner of the building and south property line fence





Southeast corner of the building



Main entry and central portion of the east elevation



Northeast peninsula and north end of the east elevation



Looking north at the central curb





Looking south at the central curb



North curb



Looking south at the Northeast corner of the building



North elevation





Alleyway – looking west



Looking south at the west property line and back of building





Looking east at the north curb and gas meter



Curb at north end of building – looking east



Looking south along the front sidewalk



Main entry





East corridor looking north



Typical restroom FRP walls



Looking north along the shop's east wall and lockers




Looking north at the shop's north wall





Sever cabinet



Looking west across the shop along the south wall and lockers



Wiring the fire alarm panel




Electrical panels and transformer





Looking at the north wall of the north classroom and casework



Looking west at the west wall of the north classroom and ceiling grid



Looking southwest across the north classroom at the ceiling grid and accent wall




North classroom southeast entry door





Looking west at the west end of the east-west (main) corridor



Looking east towards the entry from the west end of the main corridor



Looking south at the Lab's east wall's FRP and casework



Casework in the Exam room





Kennel – vacuum and janitor's sink



Wallboard repair at the manifold to be relocated in the Kennel Room



Lab – southeast corner



Dog wash dividers with FRP





Casework and Ceiling grid in the South classroom – looking north



Looking at the South wall of the south classroom - Casework and Ceiling grid



Looking at the southwest corner of the south classroom



Looking at the northwest corner of the south classroom





Looking at the northeast entry of the south classroom