



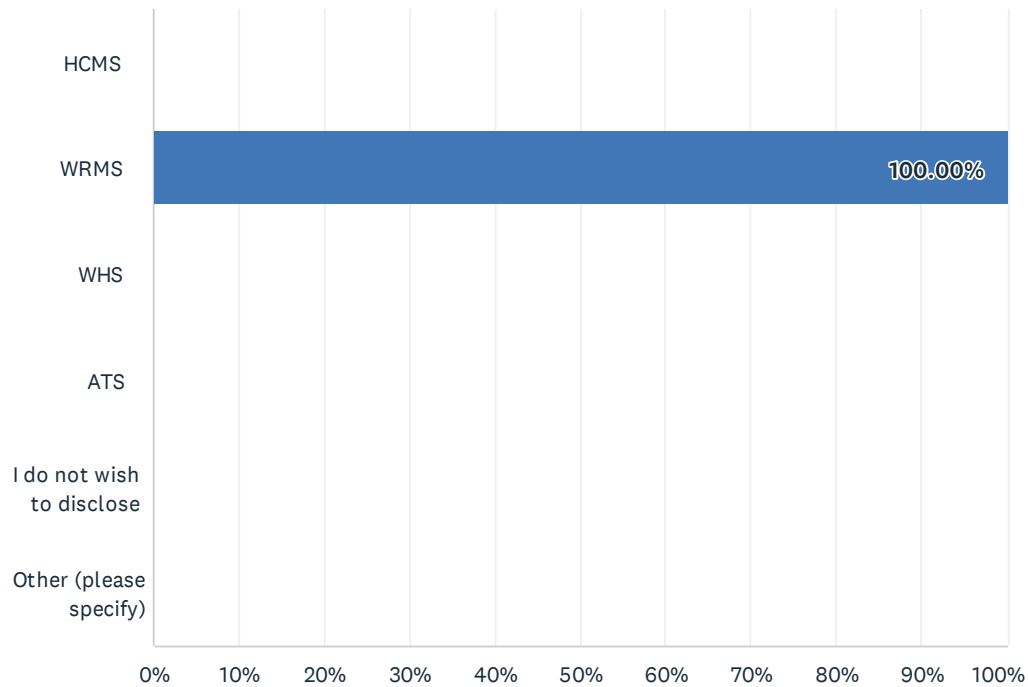
WEST RIDGE
MIDDLE SCHOOL

Student Climate Survey November 2022

380 Total Responses

Q1 What is your campus?

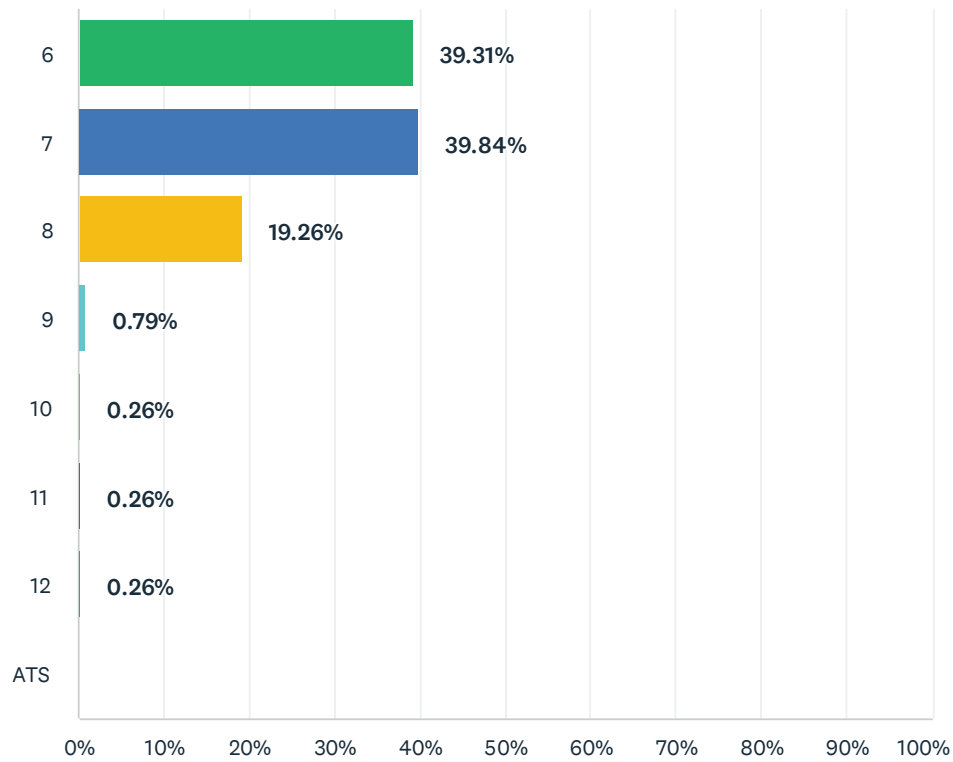
Answered: 380 Skipped: 0



ANSWER CHOICES	RESPONSES	
HCMS	0.00%	0
WRMS	100.00%	380
WHS	0.00%	0
ATS	0.00%	0
I do not wish to disclose	0.00%	0
Other (please specify)	0.00%	0
TOTAL		380

Q2 What is your grade level?

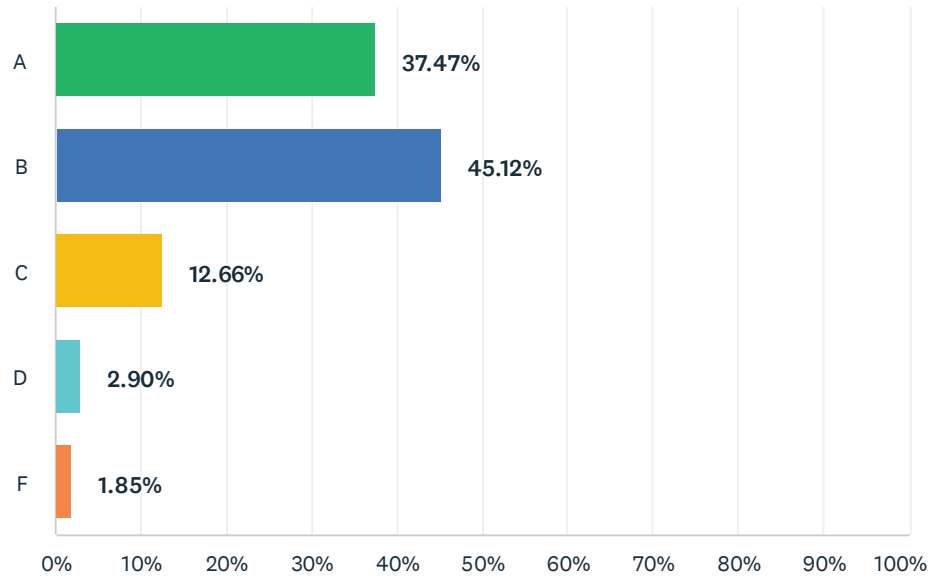
Answered: 379 Skipped: 1



ANSWER CHOICES	RESPONSES	
6	39.31%	149
7	39.84%	151
8	19.26%	73
9	0.79%	3
10	0.26%	1
11	0.26%	1
12	0.26%	1
ATS	0.00%	0
TOTAL		379

Q3 What grade would you give to your school?

Answered: 379 Skipped: 1



ANSWER CHOICES	RESPONSES	
A	37.47%	142
B	45.12%	171
C	12.66%	48
D	2.90%	11
F	1.85%	7
TOTAL		379

Q4 What are we doing well?

Answered: 334 Skipped: 46

Due to the personal and identifiable information the open-ended survey comments contain, we will not share them publicly. Instead, we are sharing the predetermined responses that provide quantifiable data that allows for easier analysis and comparison.

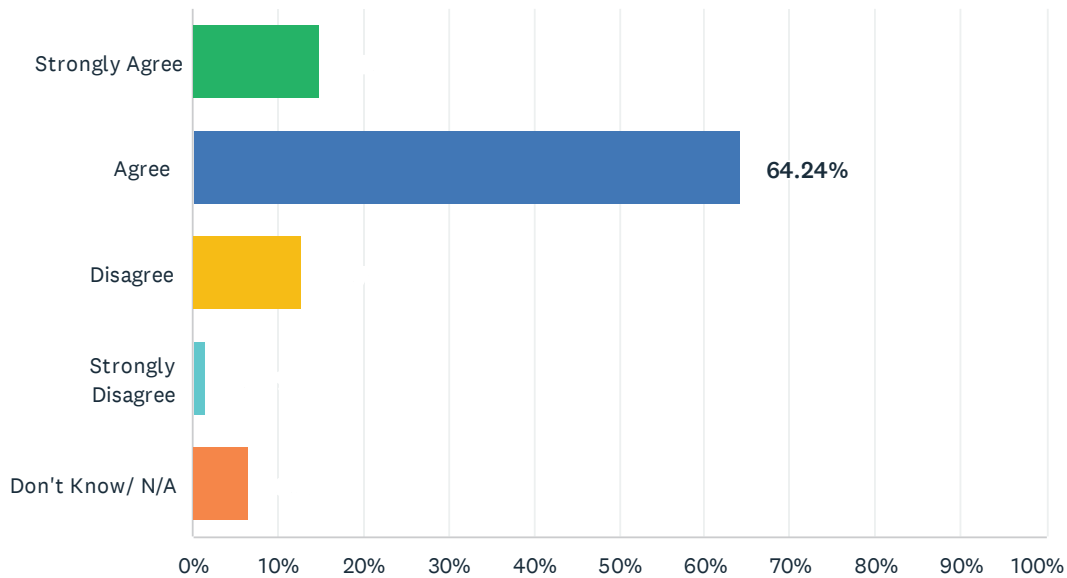
Q5 What we can do to improve?

Answered: 333 Skipped: 47

Due to the personal and identifiable information the open-ended survey comments contain, we will not share them publicly. Instead, we are sharing the predetermined responses that provide quantifiable data that allows for easier analysis and comparison.

Q6 My teachers tell me what I need to know to do well in school.

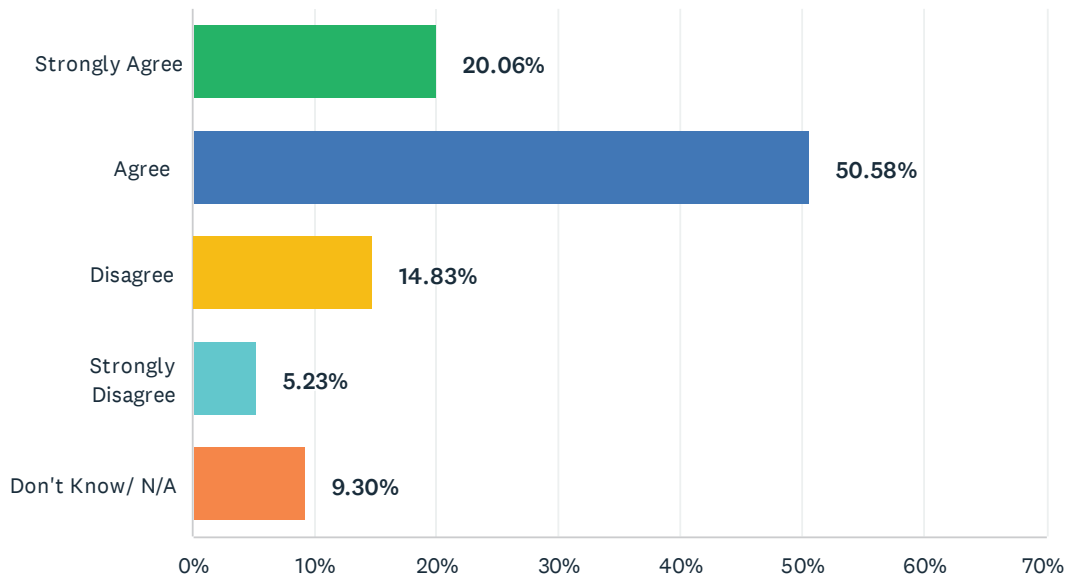
Answered: 344 Skipped: 36



ANSWER CHOICES	RESPONSES	
Strongly Agree	14.83%	51
Agree	64.24%	221
Disagree	12.79%	44
Strongly Disagree	1.45%	5
Don't Know/ N/A	6.69%	23
TOTAL		344

Q7 I am challenged by the work at school.

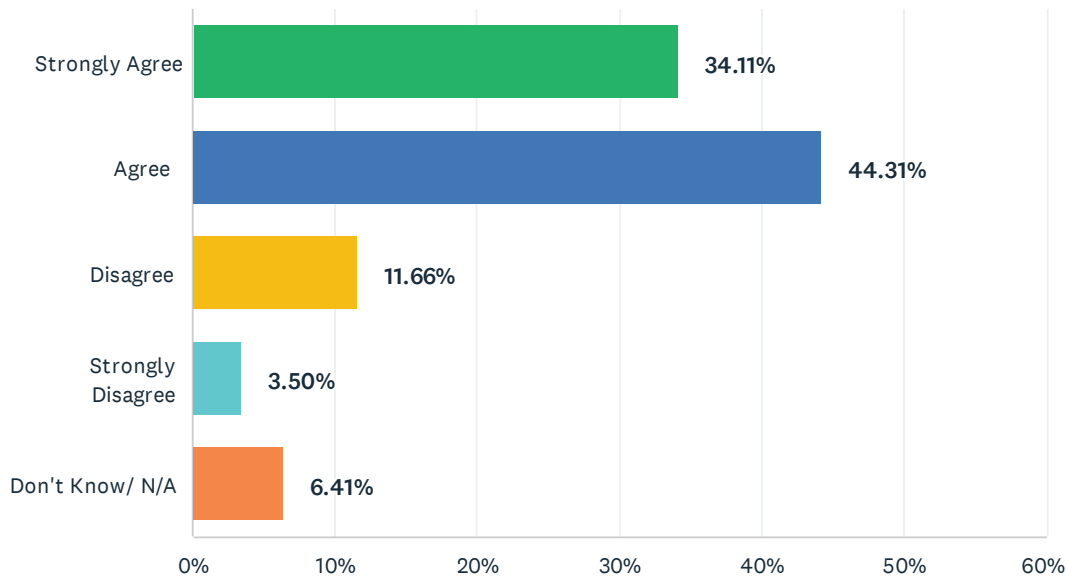
Answered: 344 Skipped: 36



ANSWER CHOICES	RESPONSES	
Strongly Agree	20.06%	69
Agree	50.58%	174
Disagree	14.83%	51
Strongly Disagree	5.23%	18
Don't Know/ N/A	9.30%	32
TOTAL		344

Q8 I have to work hard to make good grades.

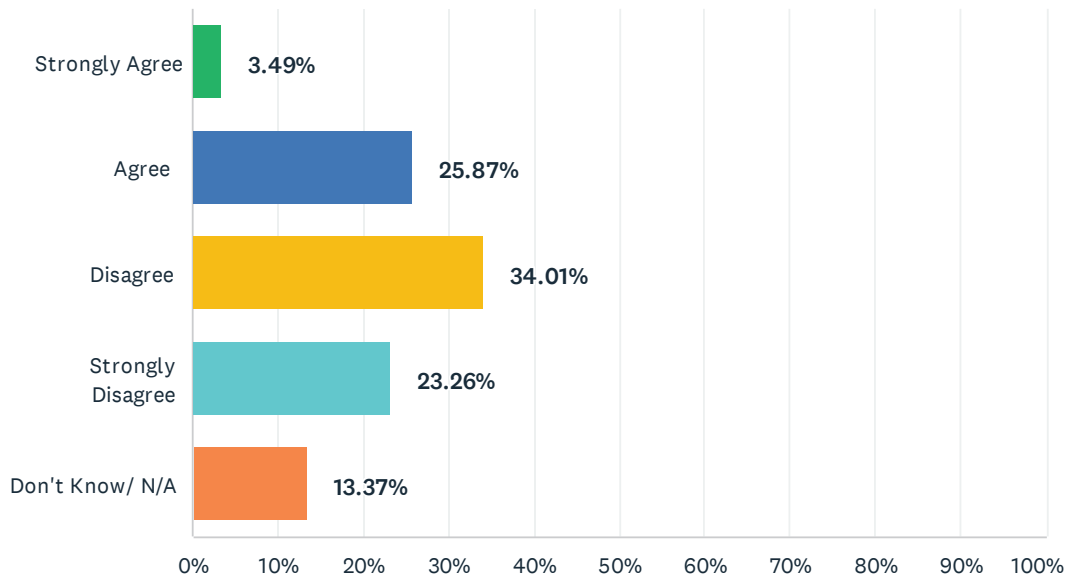
Answered: 343 Skipped: 37



ANSWER CHOICES	RESPONSES	
Strongly Agree	34.11%	117
Agree	44.31%	152
Disagree	11.66%	40
Strongly Disagree	3.50%	12
Don't Know/ N/A	6.41%	22
TOTAL		343

Q9 My teachers show me how our lessons relate to life outside of school.

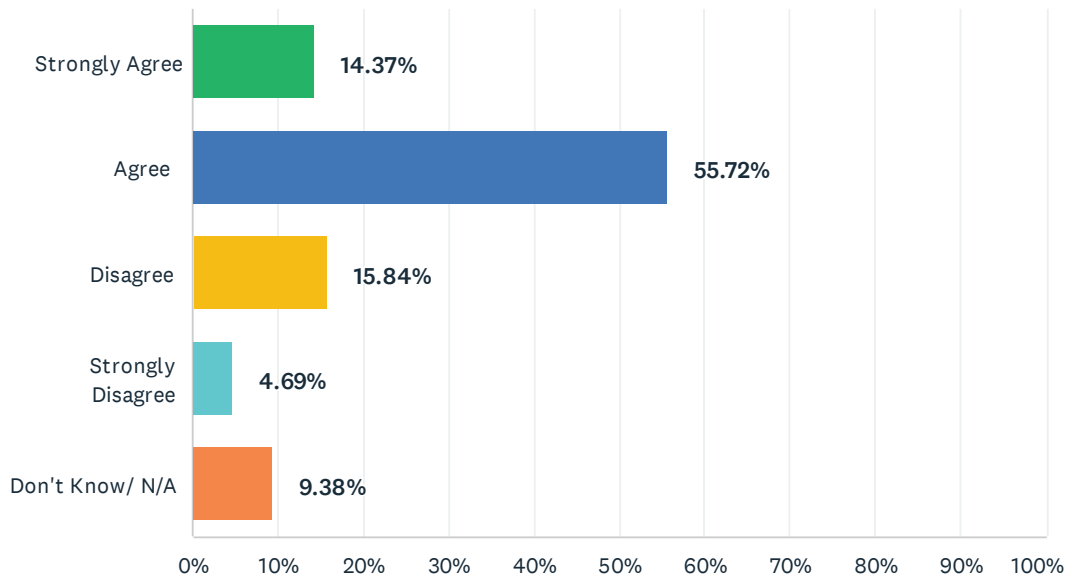
Answered: 344 Skipped: 36



ANSWER CHOICES	RESPONSES	
Strongly Agree	3.49%	12
Agree	25.87%	89
Disagree	34.01%	117
Strongly Disagree	23.26%	80
Don't Know/ N/A	13.37%	46
TOTAL		344

Q10 The in-class tests and quizzes at school are fair.

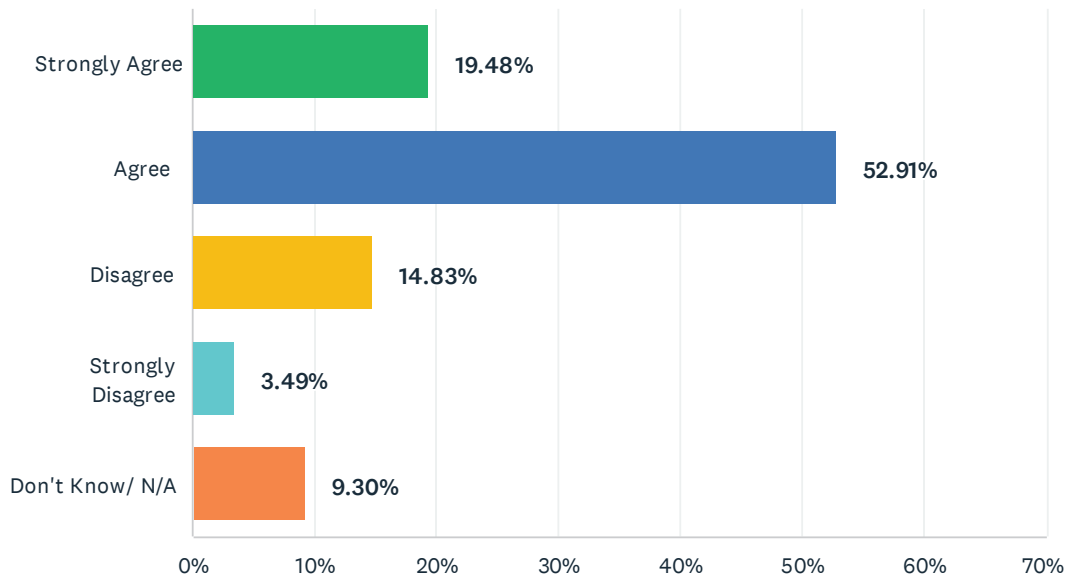
Answered: 341 Skipped: 39



ANSWER CHOICES	RESPONSES	
Strongly Agree	14.37%	49
Agree	55.72%	190
Disagree	15.84%	54
Strongly Disagree	4.69%	16
Don't Know/ N/A	9.38%	32
TOTAL		341

Q11 My teachers give me extra help when I need it.

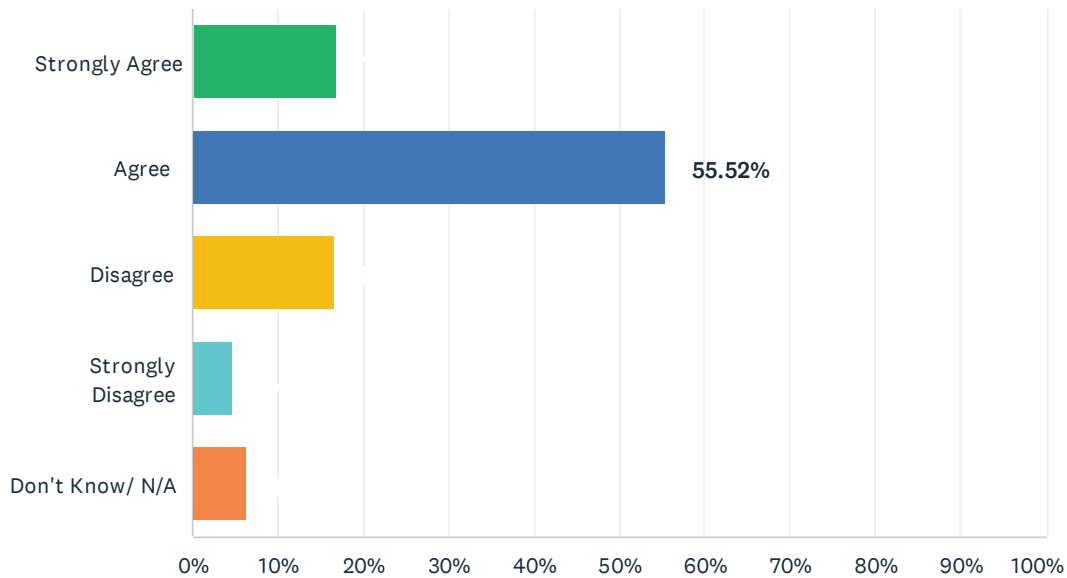
Answered: 344 Skipped: 36



ANSWER CHOICES	RESPONSES	
Strongly Agree	19.48%	67
Agree	52.91%	182
Disagree	14.83%	51
Strongly Disagree	3.49%	12
Don't Know/ N/A	9.30%	32
TOTAL		344

Q12 My teachers tell me how well I do on my assignments and tests.

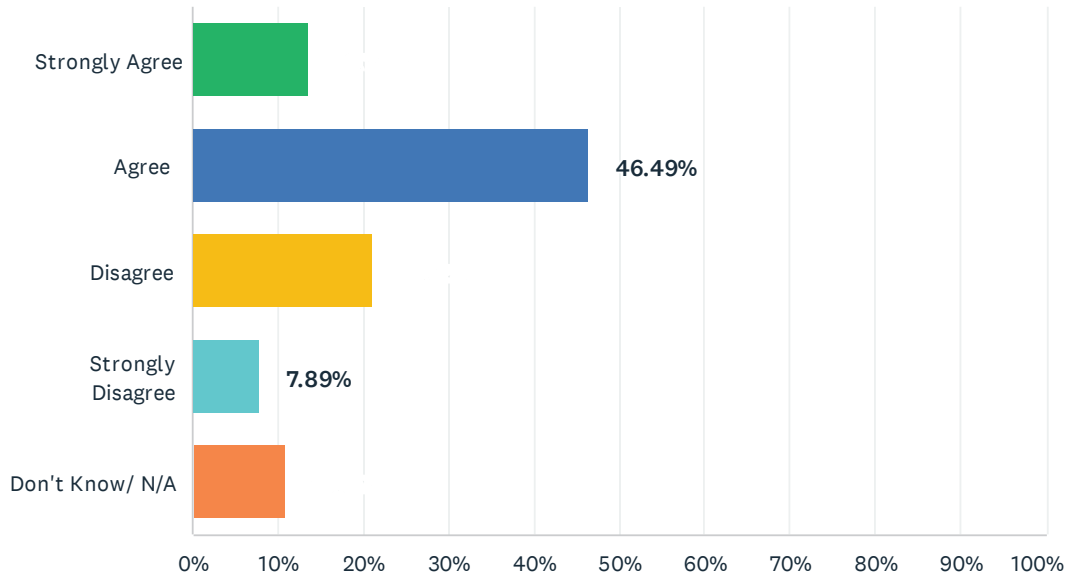
Answered: 344 Skipped: 36



ANSWER CHOICES	RESPONSES	
Strongly Agree	16.86%	58
Agree	55.52%	191
Disagree	16.57%	57
Strongly Disagree	4.65%	16
Don't Know/ N/A	6.40%	22
TOTAL		344

Q13 The feedback my teachers provide on tests and quizzes helps me to learn.

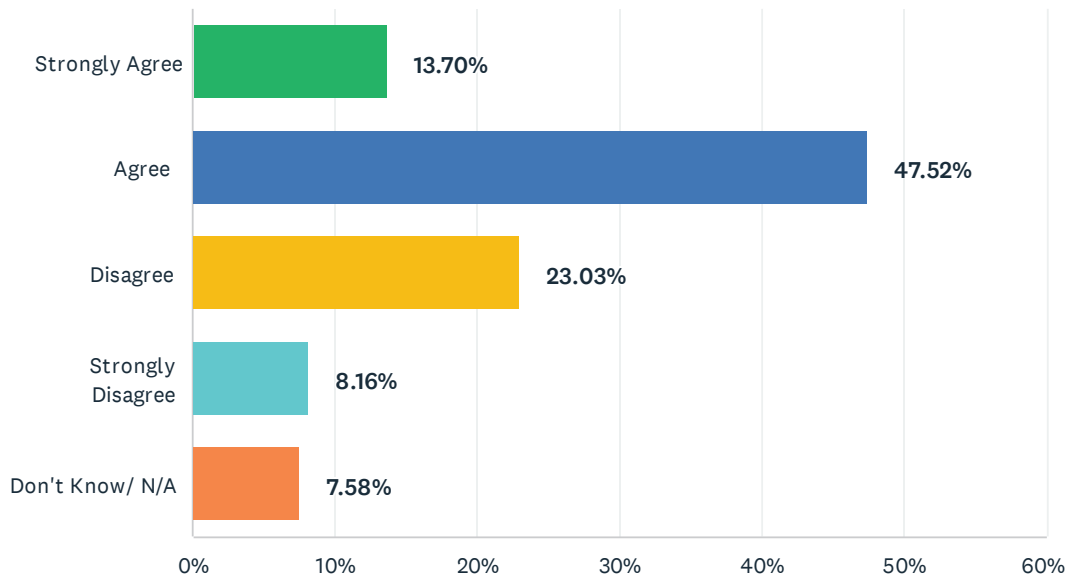
Answered: 342 Skipped: 38



ANSWER CHOICES	RESPONSES	
Strongly Agree	13.74%	47
Agree	46.49%	159
Disagree	21.05%	72
Strongly Disagree	7.89%	27
Don't Know/ N/A	10.82%	37
TOTAL		342

Q14 Classroom activities keep me engaged in learning.

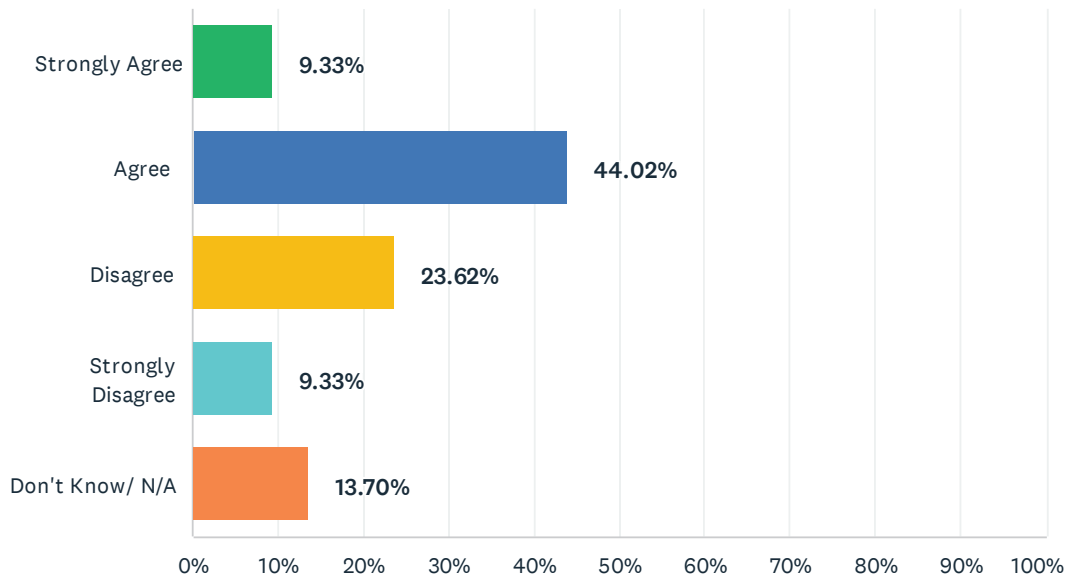
Answered: 343 Skipped: 37



ANSWER CHOICES	RESPONSES	
Strongly Agree	13.70%	47
Agree	47.52%	163
Disagree	23.03%	79
Strongly Disagree	8.16%	28
Don't Know/ N/A	7.58%	26
TOTAL		343

Q15 The feedback my teachers provide on homework helps me to learn.

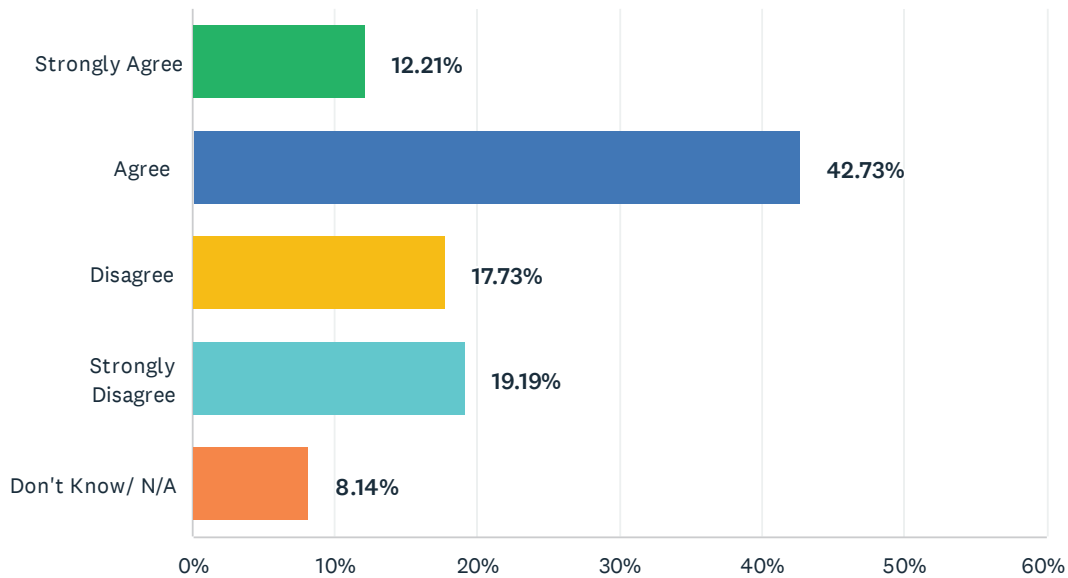
Answered: 343 Skipped: 37



ANSWER CHOICES	RESPONSES	
Strongly Agree	9.33%	32
Agree	44.02%	151
Disagree	23.62%	81
Strongly Disagree	9.33%	32
Don't Know/ N/A	13.70%	47
TOTAL		343

Q16 The amount of homework I receive is usually appropriate.

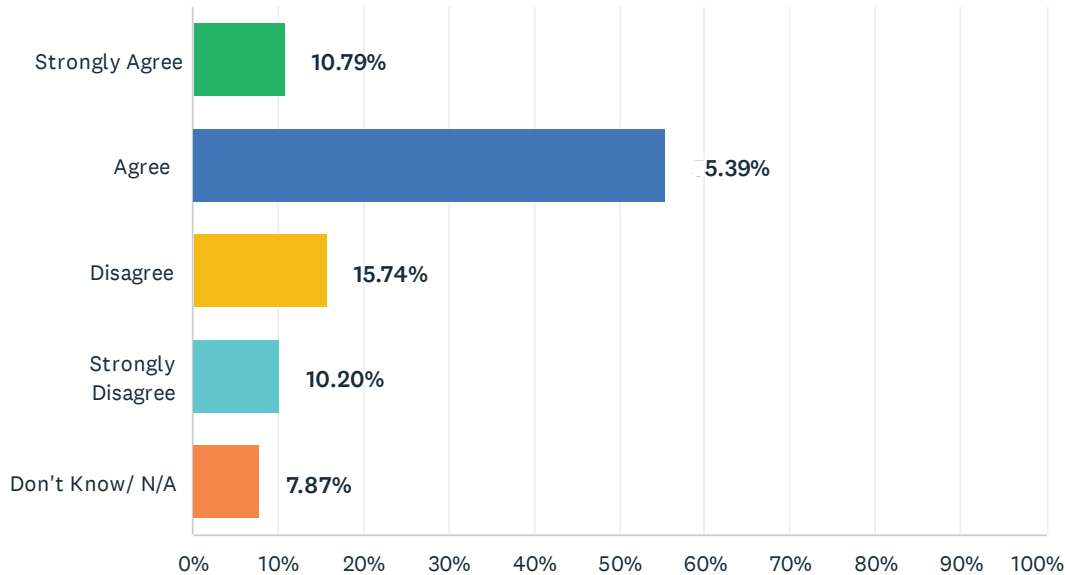
Answered: 344 Skipped: 36



ANSWER CHOICES	RESPONSES	
Strongly Agree	12.21%	42
Agree	42.73%	147
Disagree	17.73%	61
Strongly Disagree	19.19%	66
Don't Know/ N/A	8.14%	28
TOTAL		344

Q17 The homework I receive usually helps provide appropriate practice and helps reinforce what I am learning.

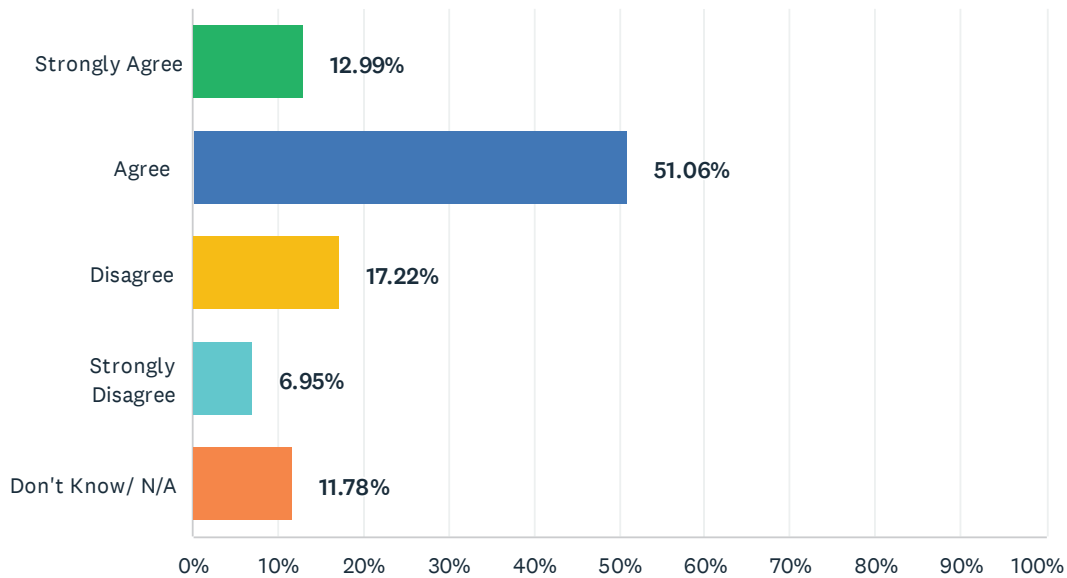
Answered: 343 Skipped: 37



ANSWER CHOICES	RESPONSES	
Strongly Agree	10.79%	37
Agree	55.39%	190
Disagree	15.74%	54
Strongly Disagree	10.20%	35
Don't Know/ N/A	7.87%	27
TOTAL		343

Q18 I feel encouraged by my teachers to do the best I can in school.

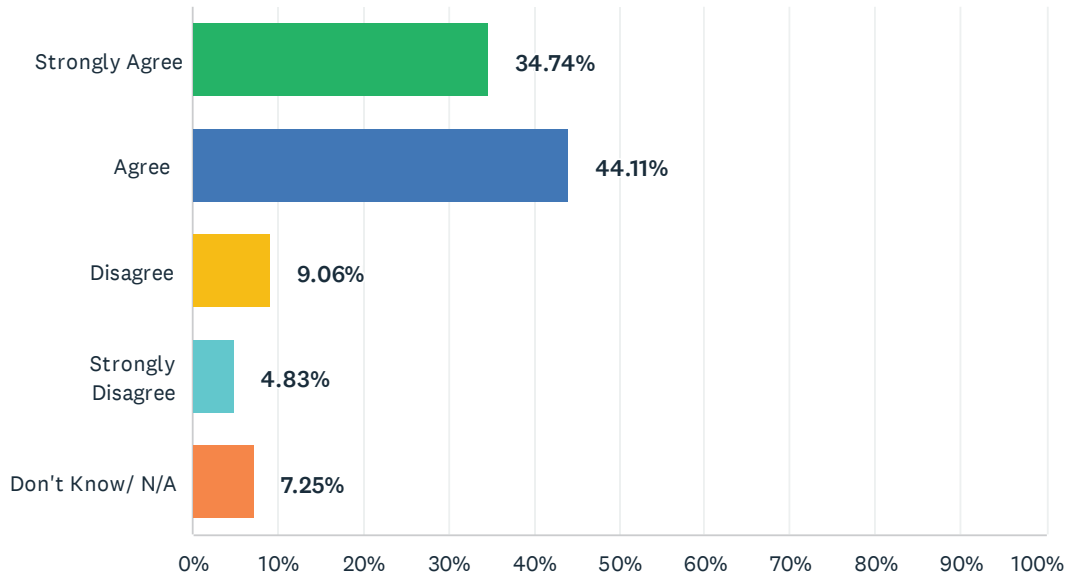
Answered: 331 Skipped: 49



ANSWER CHOICES	RESPONSES	
Strongly Agree	12.99%	43
Agree	51.06%	169
Disagree	17.22%	57
Strongly Disagree	6.95%	23
Don't Know/ N/A	11.78%	39
TOTAL		331

Q19 I have an interest in the activities (student clubs, sports, field trips, etc.) offered at my school.

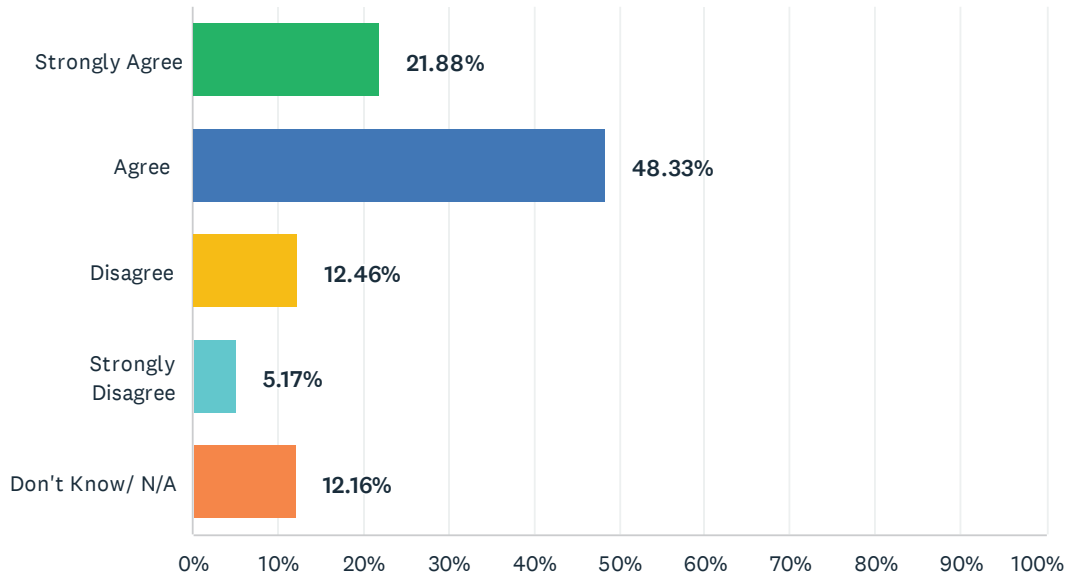
Answered: 331 Skipped: 49



ANSWER CHOICES	RESPONSES	
Strongly Agree	34.74%	115
Agree	44.11%	146
Disagree	9.06%	30
Strongly Disagree	4.83%	16
Don't Know/ N/A	7.25%	24
TOTAL		331

Q20 There is a teacher, counselor or other staff member at school I can talk to about school problems.

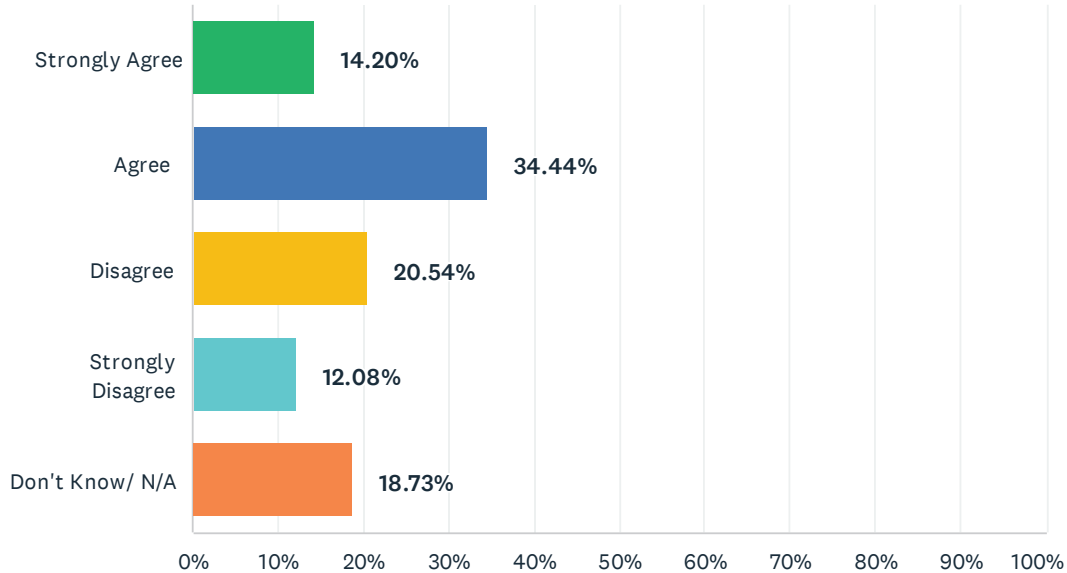
Answered: 329 Skipped: 51



ANSWER CHOICES	RESPONSES	
Strongly Agree	21.88%	72
Agree	48.33%	159
Disagree	12.46%	41
Strongly Disagree	5.17%	17
Don't Know/ N/A	12.16%	40
TOTAL		329

Q21 There is a teacher, counselor or other staff member at school I can talk to about personal problems.

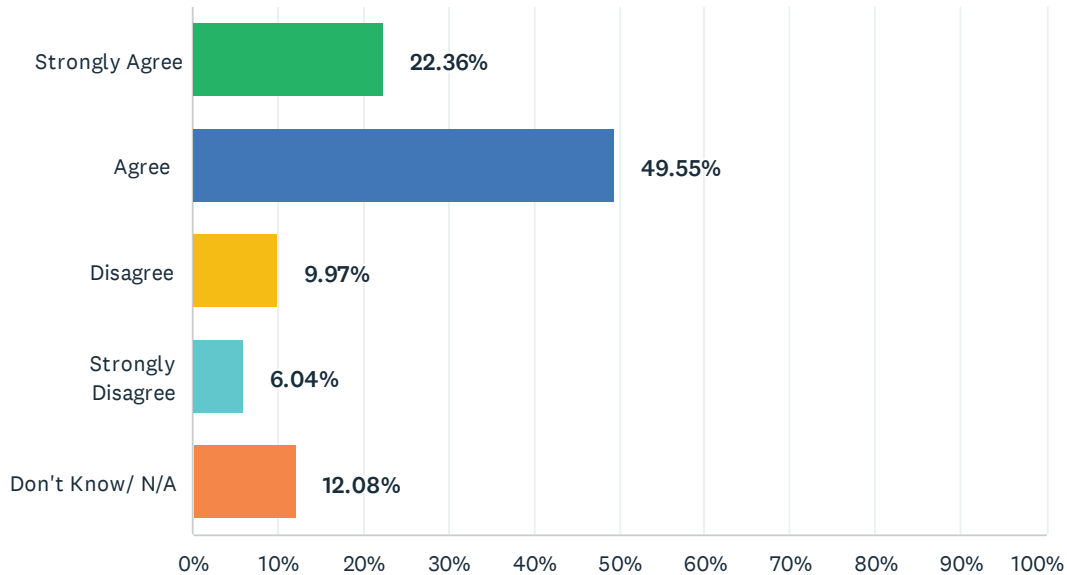
Answered: 331 Skipped: 49



ANSWER CHOICES	RESPONSES	
Strongly Agree	14.20%	47
Agree	34.44%	114
Disagree	20.54%	68
Strongly Disagree	12.08%	40
Don't Know/ N/A	18.73%	62
TOTAL		331

Q22 Teachers and staff treat students fairly regardless of their backgrounds and differences.

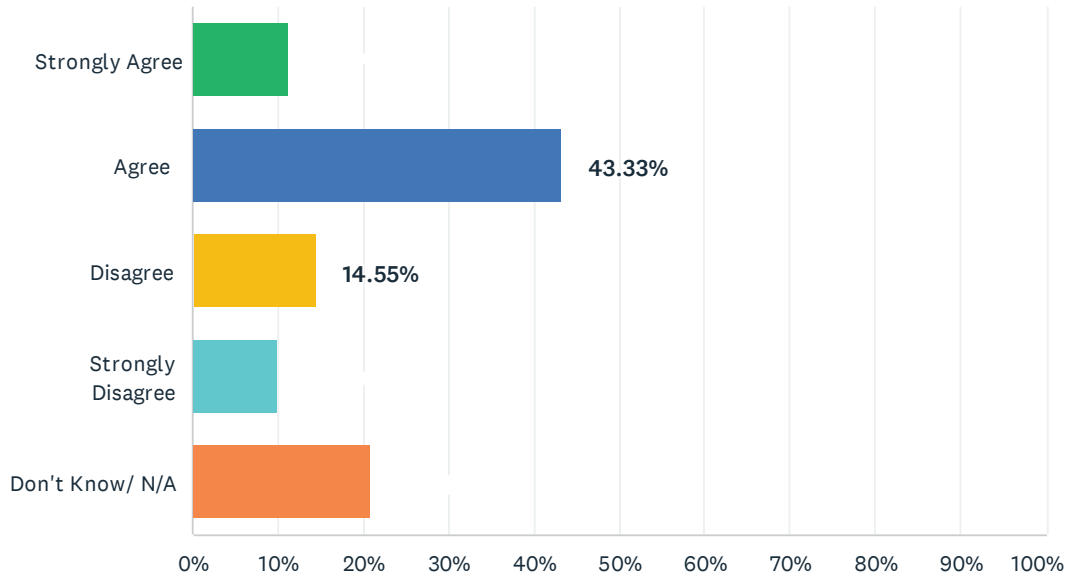
Answered: 331 Skipped: 49



ANSWER CHOICES	RESPONSES	
Strongly Agree	22.36%	74
Agree	49.55%	164
Disagree	9.97%	33
Strongly Disagree	6.04%	20
Don't Know/ N/A	12.08%	40
TOTAL		331

Q23 I can talk to the principal or assistant principal when I have a problem at school.

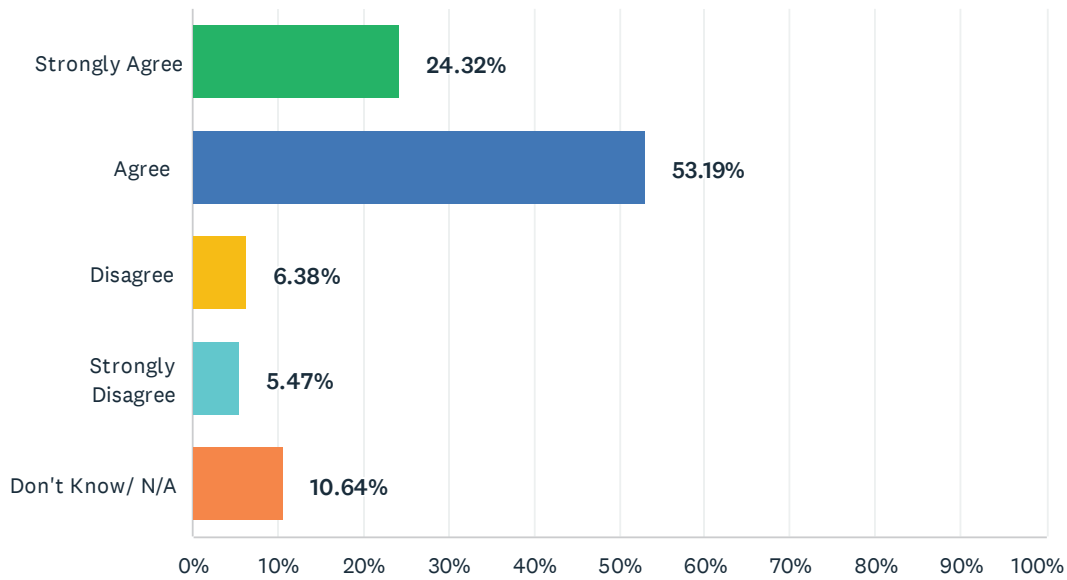
Answered: 330 Skipped: 50



ANSWER CHOICES	RESPONSES	
Strongly Agree	11.21%	37
Agree	43.33%	143
Disagree	14.55%	48
Strongly Disagree	10.00%	33
Don't Know/ N/A	20.91%	69
TOTAL		330

Q24 I like my school.

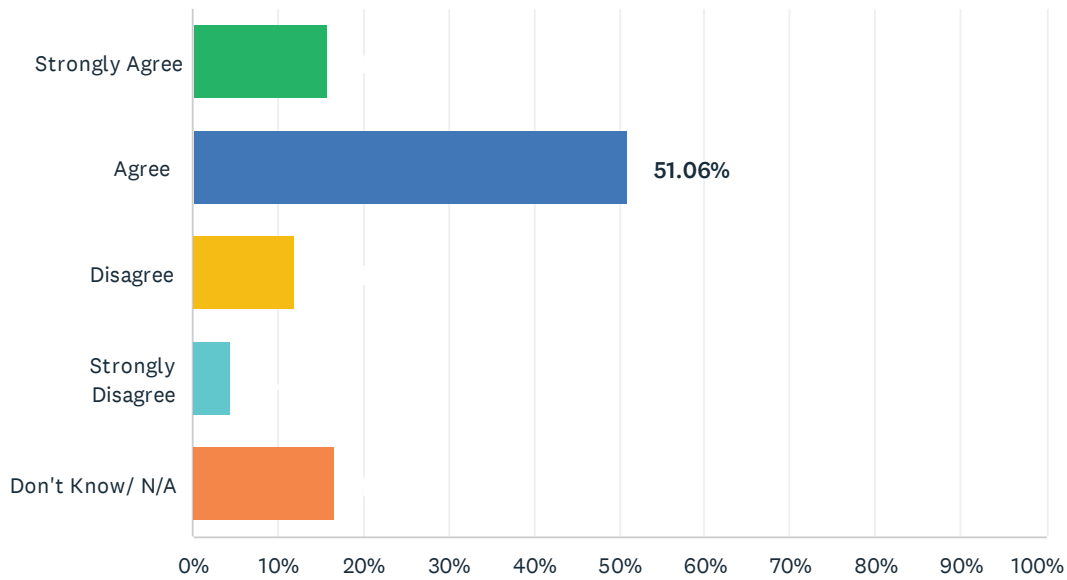
Answered: 329 Skipped: 51



ANSWER CHOICES	RESPONSES	
Strongly Agree	24.32%	80
Agree	53.19%	175
Disagree	6.38%	21
Strongly Disagree	5.47%	18
Don't Know/ N/A	10.64%	35
TOTAL		329

Q25 My teachers know me as an individual.

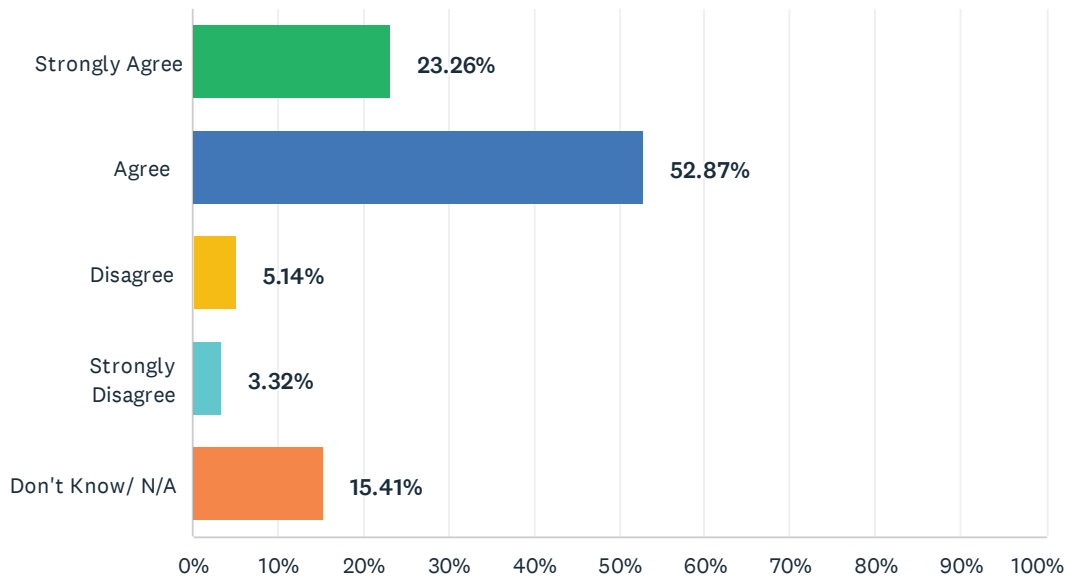
Answered: 329 Skipped: 51



ANSWER CHOICES	RESPONSES	
Strongly Agree	15.81%	52
Agree	51.06%	168
Disagree	11.85%	39
Strongly Disagree	4.56%	15
Don't Know/ N/A	16.72%	55
TOTAL		329

Q26 I am proud to be a student at my school.

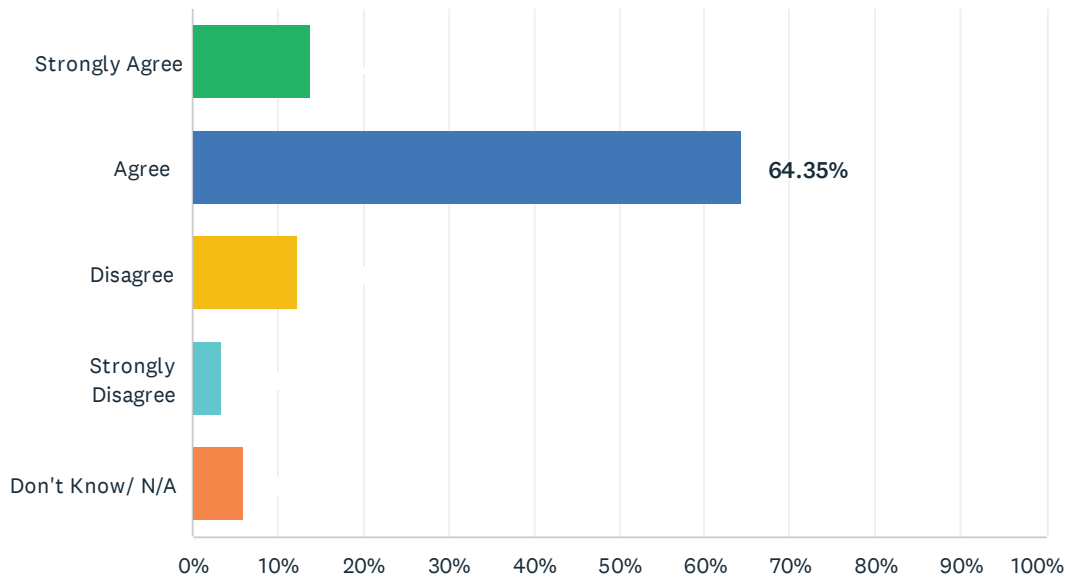
Answered: 331 Skipped: 49



ANSWER CHOICES	RESPONSES	
Strongly Agree	23.26%	77
Agree	52.87%	175
Disagree	5.14%	17
Strongly Disagree	3.32%	11
Don't Know/ N/A	15.41%	51
TOTAL		331

Q27 I am provided opportunities to collaborate with other students.

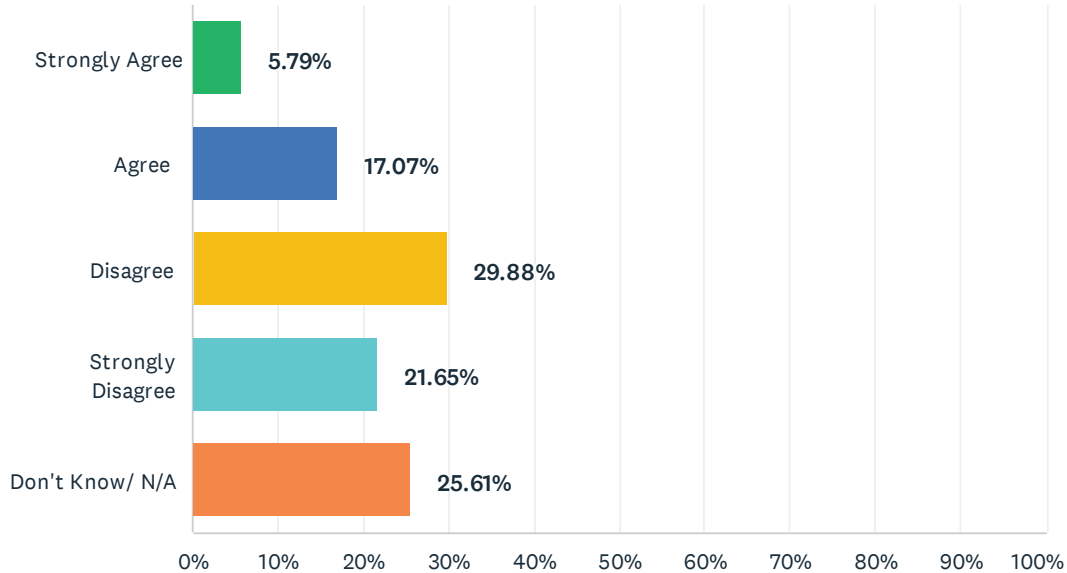
Answered: 331 Skipped: 49



ANSWER CHOICES	RESPONSES	
Strongly Agree	13.90%	46
Agree	64.35%	213
Disagree	12.39%	41
Strongly Disagree	3.32%	11
Don't Know/ N/A	6.04%	20
TOTAL		331

Q28 A counselor at school has explored post-high school career and educational paths with me.

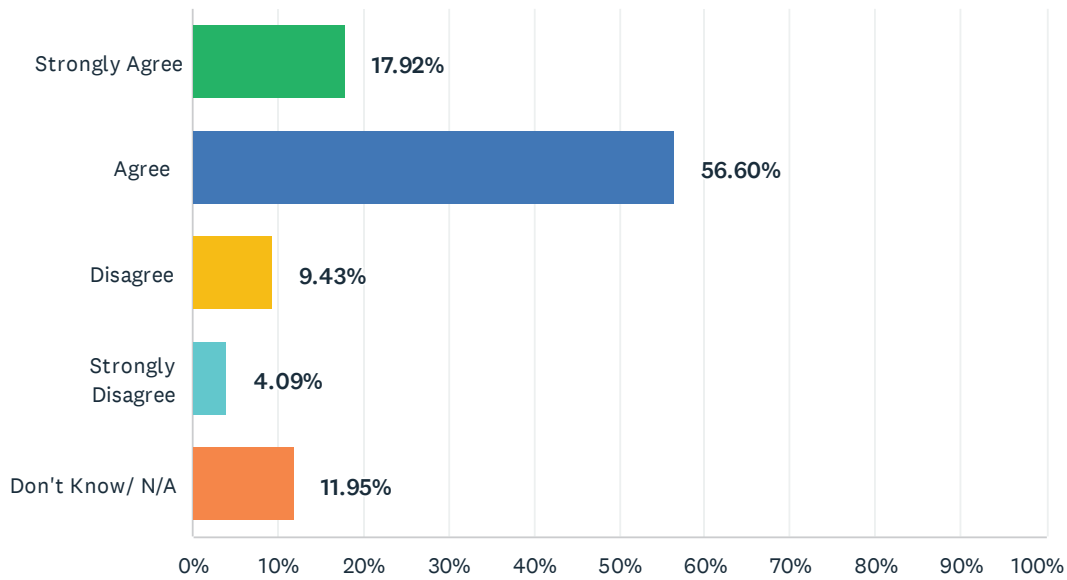
Answered: 328 Skipped: 52



ANSWER CHOICES	RESPONSES	
Strongly Agree	5.79%	19
Agree	17.07%	56
Disagree	29.88%	98
Strongly Disagree	21.65%	71
Don't Know/ N/A	25.61%	84
TOTAL		328

Q29 I feel I belong at my school.

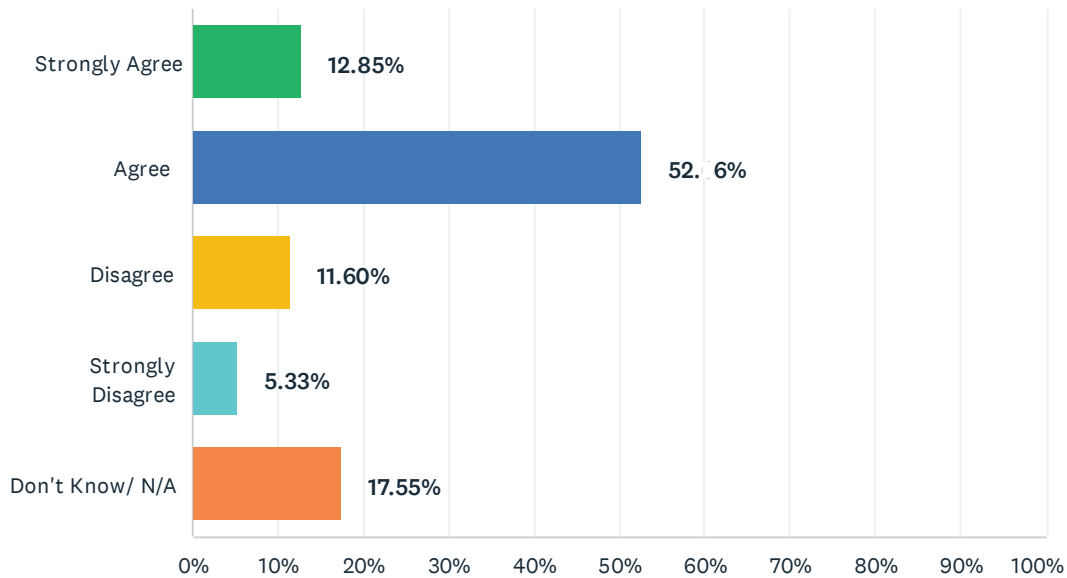
Answered: 318 Skipped: 62



ANSWER CHOICES	RESPONSES	
Strongly Agree	17.92%	57
Agree	56.60%	180
Disagree	9.43%	30
Strongly Disagree	4.09%	13
Don't Know/ N/A	11.95%	38
TOTAL		318

Q30 I feel valued by teachers and staff.

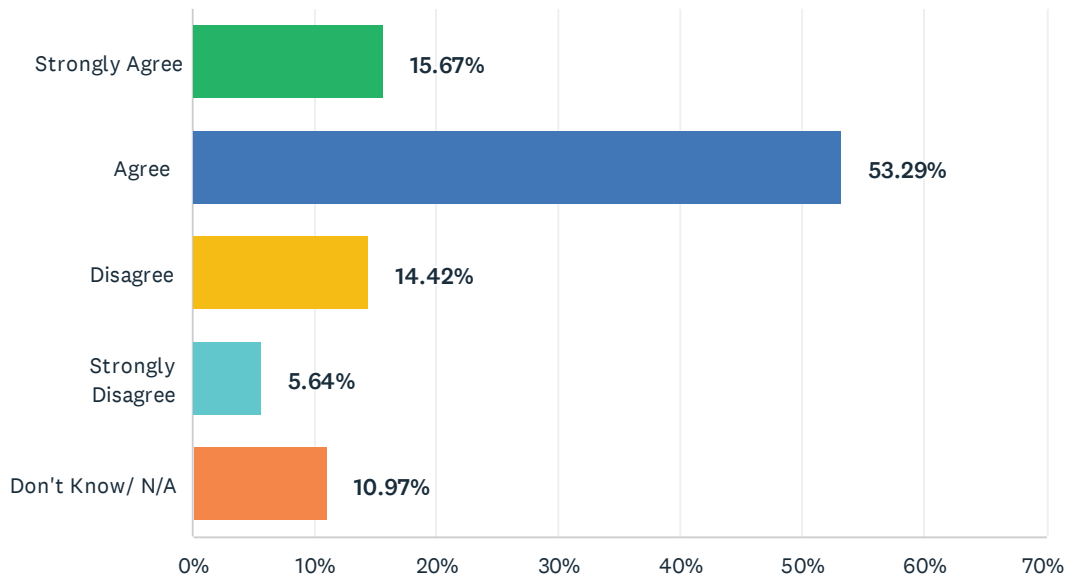
Answered: 319 Skipped: 61



ANSWER CHOICES	RESPONSES	
Strongly Agree	12.85%	41
Agree	52.66%	168
Disagree	11.60%	37
Strongly Disagree	5.33%	17
Don't Know/ N/A	17.55%	56
TOTAL		319

Q31 My classes include different perspectives on important topics.

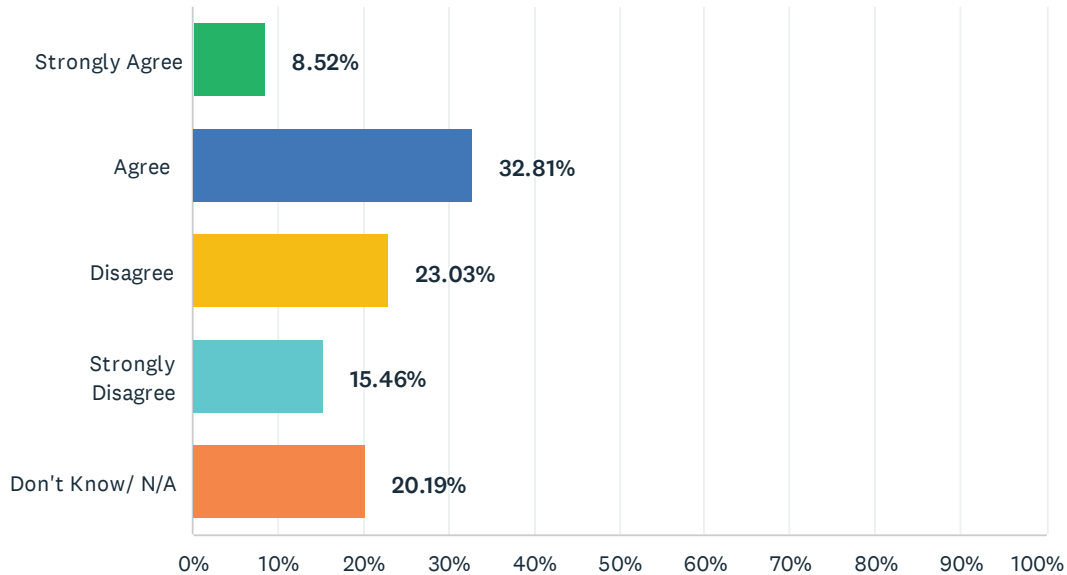
Answered: 319 Skipped: 61



ANSWER CHOICES	RESPONSES	
Strongly Agree	15.67%	50
Agree	53.29%	170
Disagree	14.42%	46
Strongly Disagree	5.64%	18
Don't Know/ N/A	10.97%	35
TOTAL		319

Q32 Most students report to an adult on campus when something is harmful or offensive.

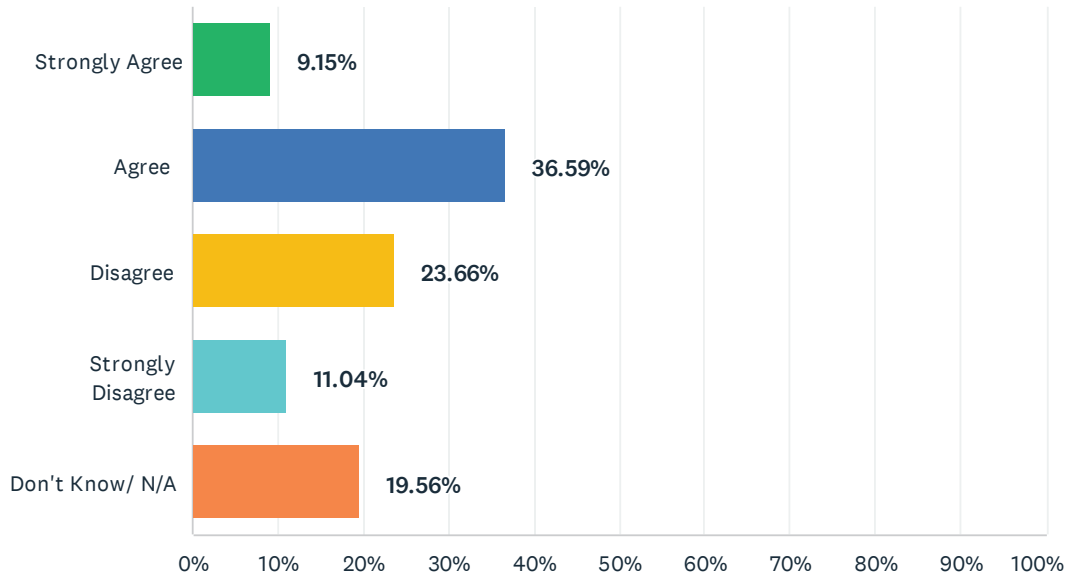
Answered: 317 Skipped: 63



ANSWER CHOICES	RESPONSES	
Strongly Agree	8.52%	27
Agree	32.81%	104
Disagree	23.03%	73
Strongly Disagree	15.46%	49
Don't Know/ N/A	20.19%	64
TOTAL		317

Q33 Most students would say or do something to intervene when someone is being mistreated.

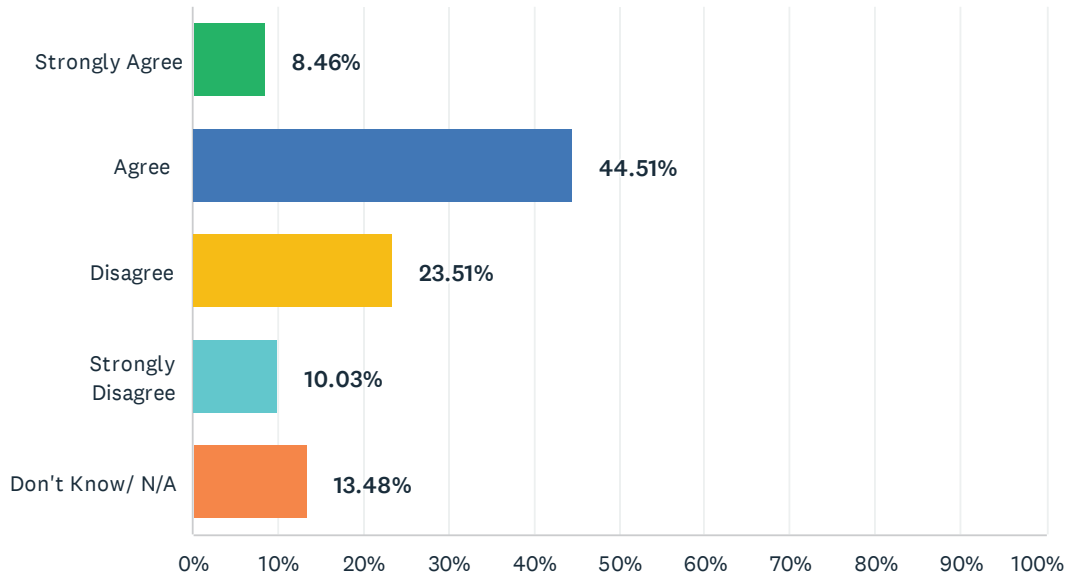
Answered: 317 Skipped: 63



ANSWER CHOICES	RESPONSES	
Strongly Agree	9.15%	29
Agree	36.59%	116
Disagree	23.66%	75
Strongly Disagree	11.04%	35
Don't Know/ N/A	19.56%	62
TOTAL		317

Q34 Students are aware when a comment or action could be offensive to others.

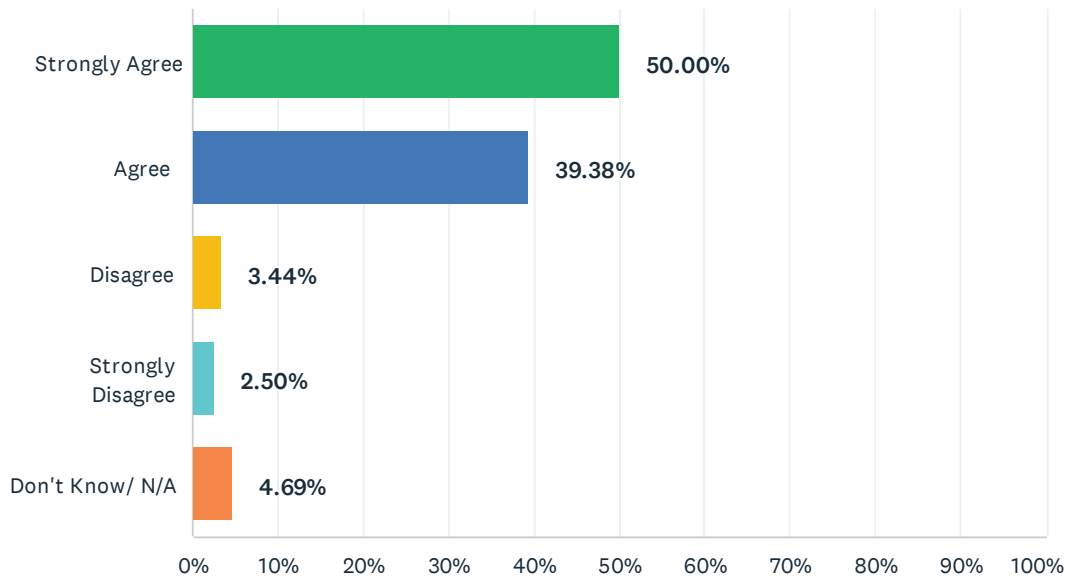
Answered: 319 Skipped: 61



ANSWER CHOICES	RESPONSES	
Strongly Agree	8.46%	27
Agree	44.51%	142
Disagree	23.51%	75
Strongly Disagree	10.03%	32
Don't Know/ N/A	13.48%	43
TOTAL		319

Q35 I have a group of students with whom I connect.

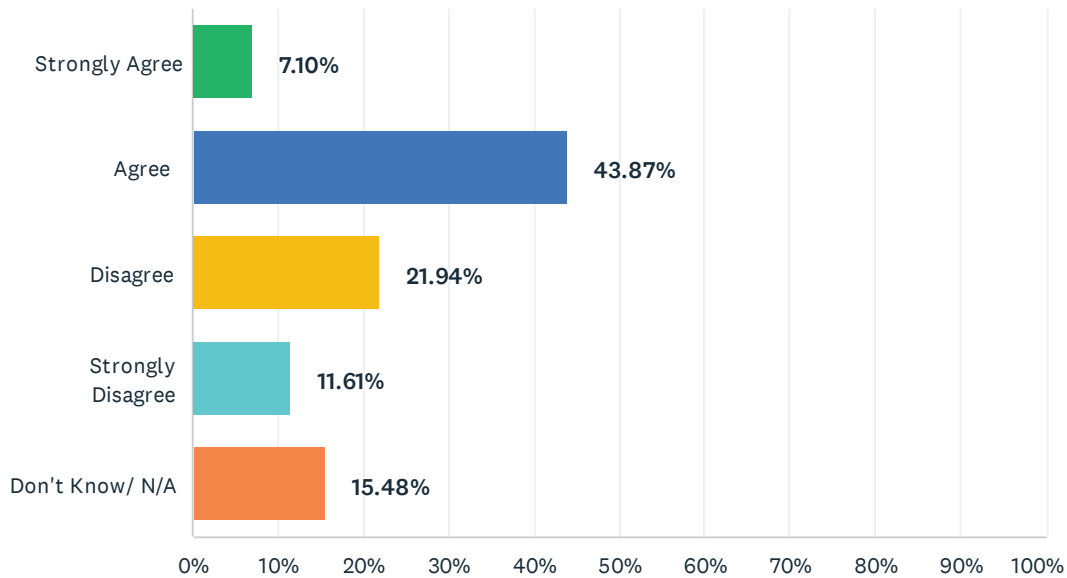
Answered: 320 Skipped: 60



ANSWER CHOICES	RESPONSES	
Strongly Agree	50.00%	160
Agree	39.38%	126
Disagree	3.44%	11
Strongly Disagree	2.50%	8
Don't Know/ N/A	4.69%	15
TOTAL		320

Q36 Students treat each other with kindness and respect at school.

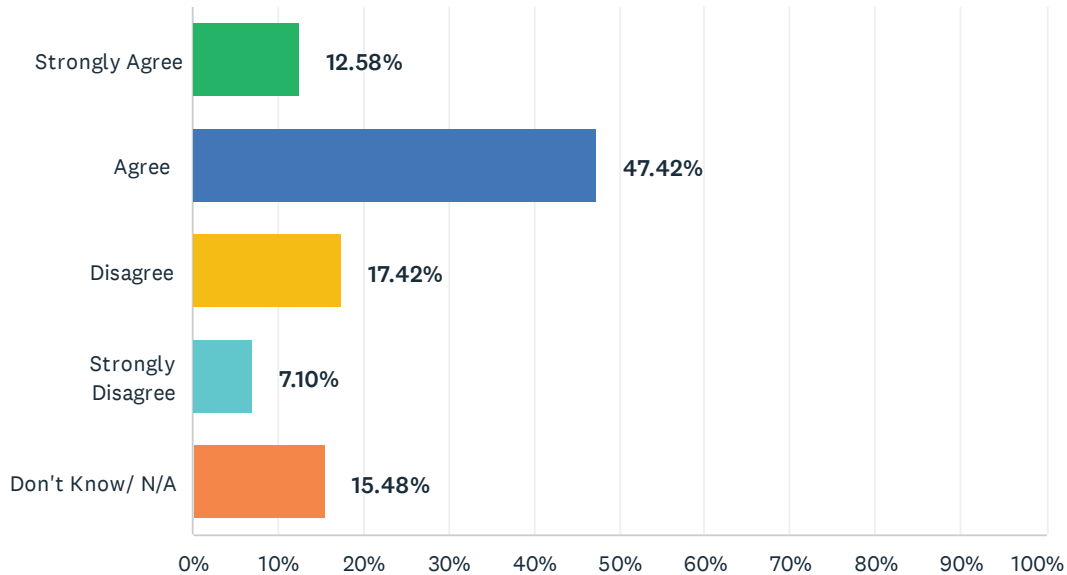
Answered: 310 Skipped: 70



ANSWER CHOICES	RESPONSES	
Strongly Agree	7.10%	22
Agree	43.87%	136
Disagree	21.94%	68
Strongly Disagree	11.61%	36
Don't Know/ N/A	15.48%	48
TOTAL		310

Q37 When threatening behavior between students arises, the school staff intervene appropriately.

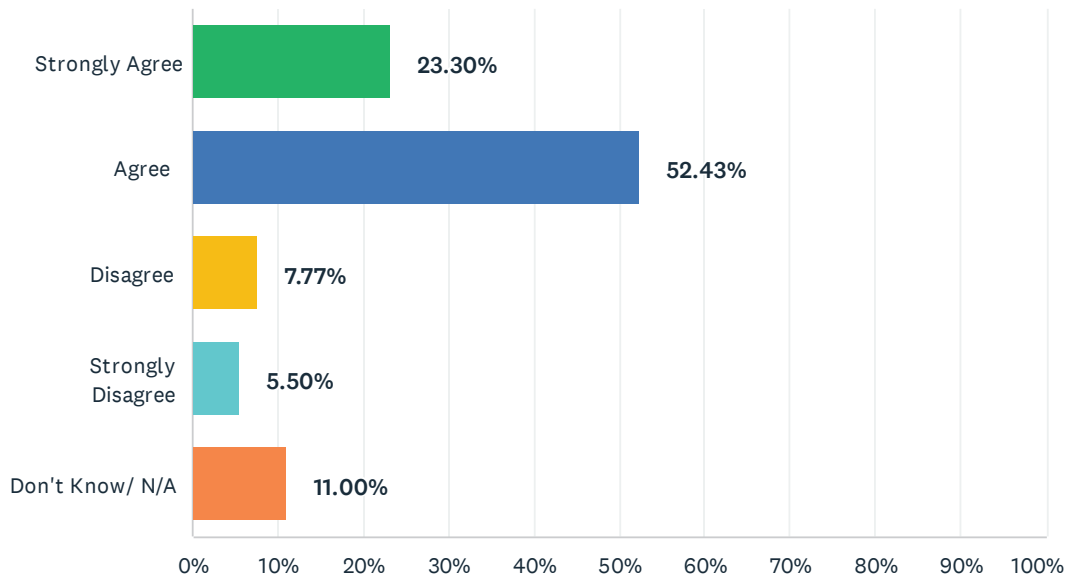
Answered: 310 Skipped: 70



ANSWER CHOICES	RESPONSES	
Strongly Agree	12.58%	39
Agree	47.42%	147
Disagree	17.42%	54
Strongly Disagree	7.10%	22
Don't Know/ N/A	15.48%	48
TOTAL		310

Q38 I feel safe at school.

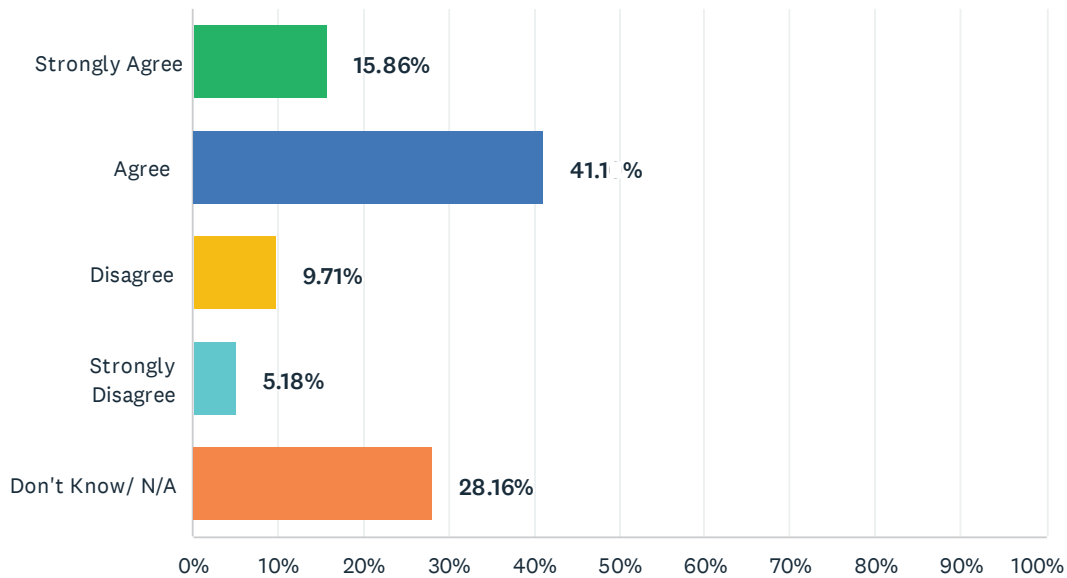
Answered: 309 Skipped: 71



ANSWER CHOICES	RESPONSES	
Strongly Agree	23.30%	72
Agree	52.43%	162
Disagree	7.77%	24
Strongly Disagree	5.50%	17
Don't Know/ N/A	11.00%	34
TOTAL		309

Q39 I feel safe when I am on my school bus.

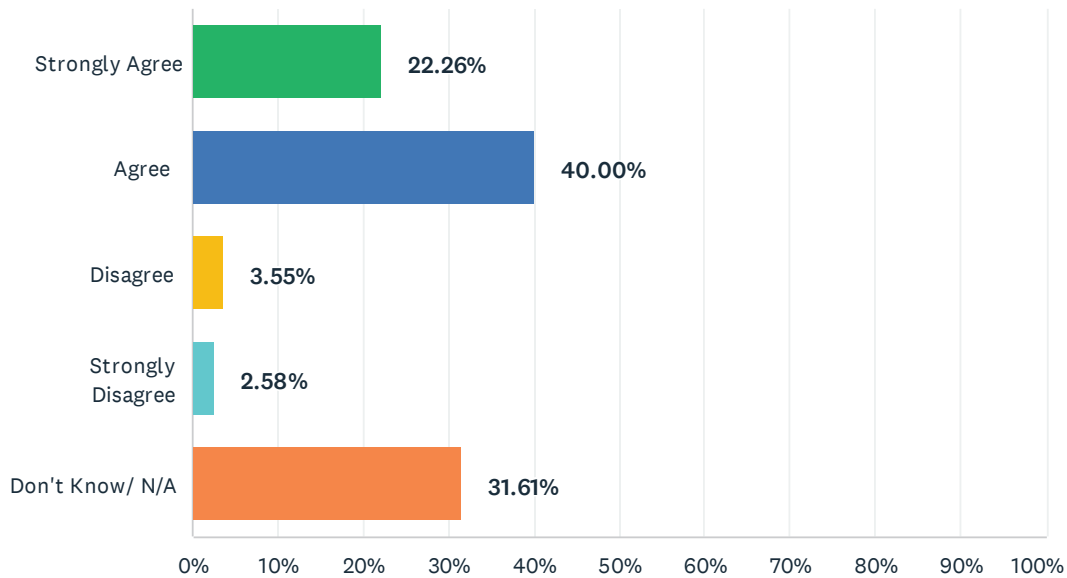
Answered: 309 Skipped: 71



ANSWER CHOICES	RESPONSES	
Strongly Agree	15.86%	49
Agree	41.10%	127
Disagree	9.71%	30
Strongly Disagree	5.18%	16
Don't Know/ N/A	28.16%	87
TOTAL		309

Q40 I feel safe while waiting at the school bus stop.

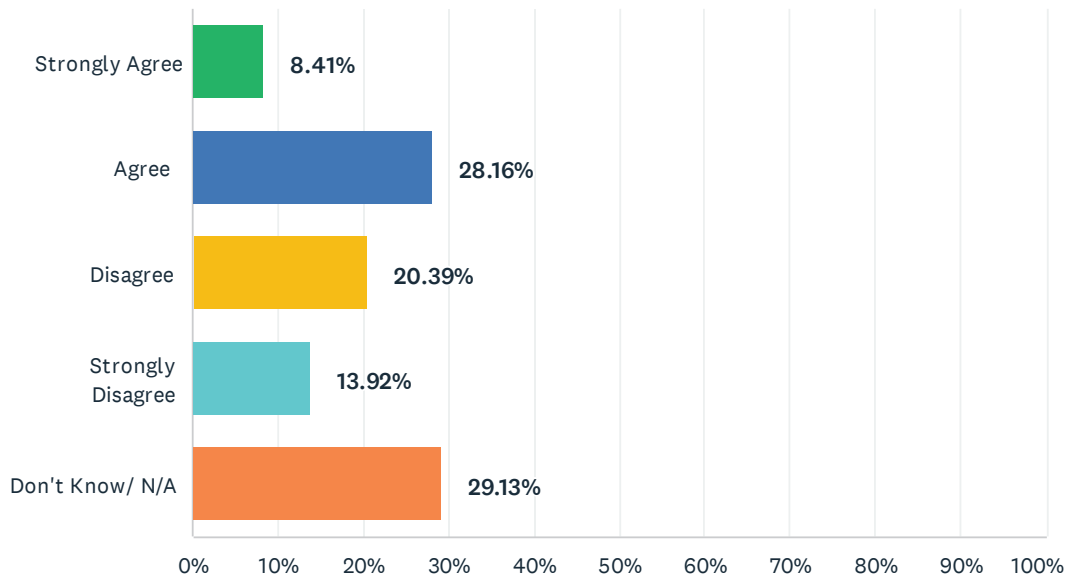
Answered: 310 Skipped: 70



ANSWER CHOICES	RESPONSES	
Strongly Agree	22.26%	69
Agree	40.00%	124
Disagree	3.55%	11
Strongly Disagree	2.58%	8
Don't Know/ N/A	31.61%	98
TOTAL		310

Q41 Students are kind and respectful on the bus.

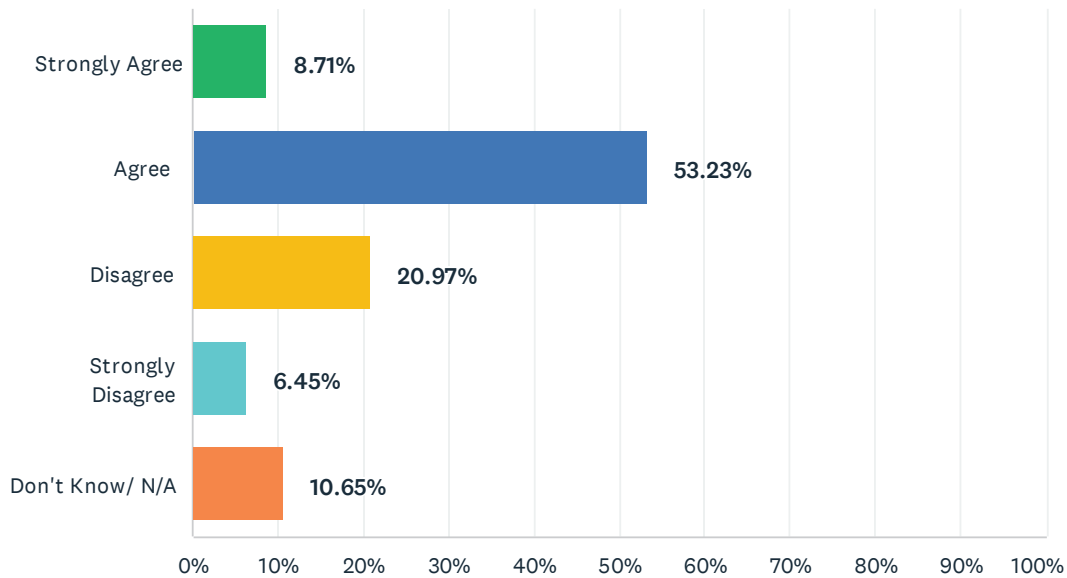
Answered: 309 Skipped: 71



ANSWER CHOICES	RESPONSES	
Strongly Agree	8.41%	26
Agree	28.16%	87
Disagree	20.39%	63
Strongly Disagree	13.92%	43
Don't Know/ N/A	29.13%	90
TOTAL		309

Q42 Students respect teachers at this school.

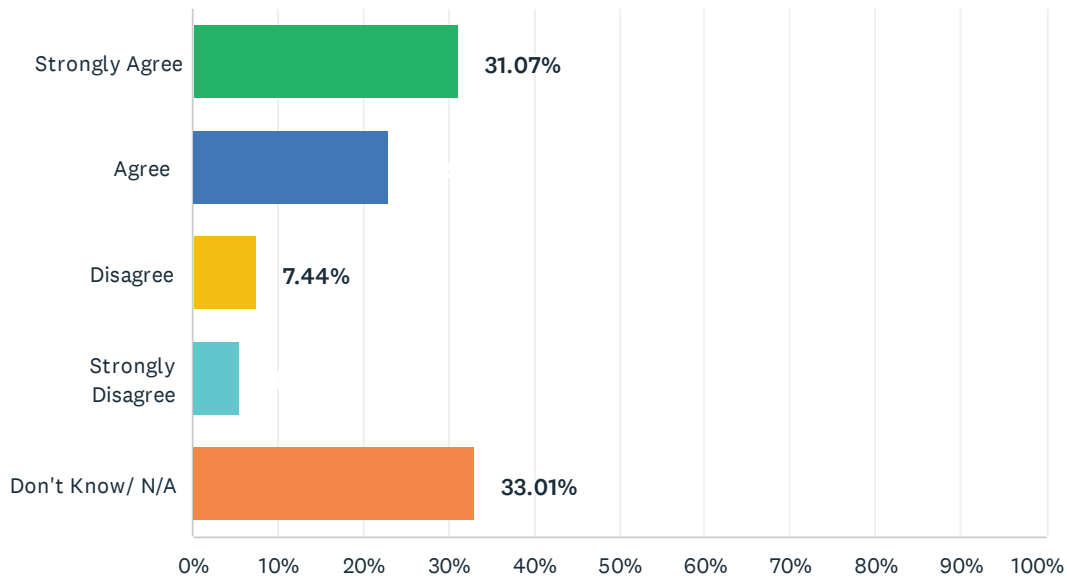
Answered: 310 Skipped: 70



ANSWER CHOICES	RESPONSES	
Strongly Agree	8.71%	27
Agree	53.23%	165
Disagree	20.97%	65
Strongly Disagree	6.45%	20
Don't Know/ N/A	10.65%	33
TOTAL		310

Q43 Students do not use alcohol and drugs at school.

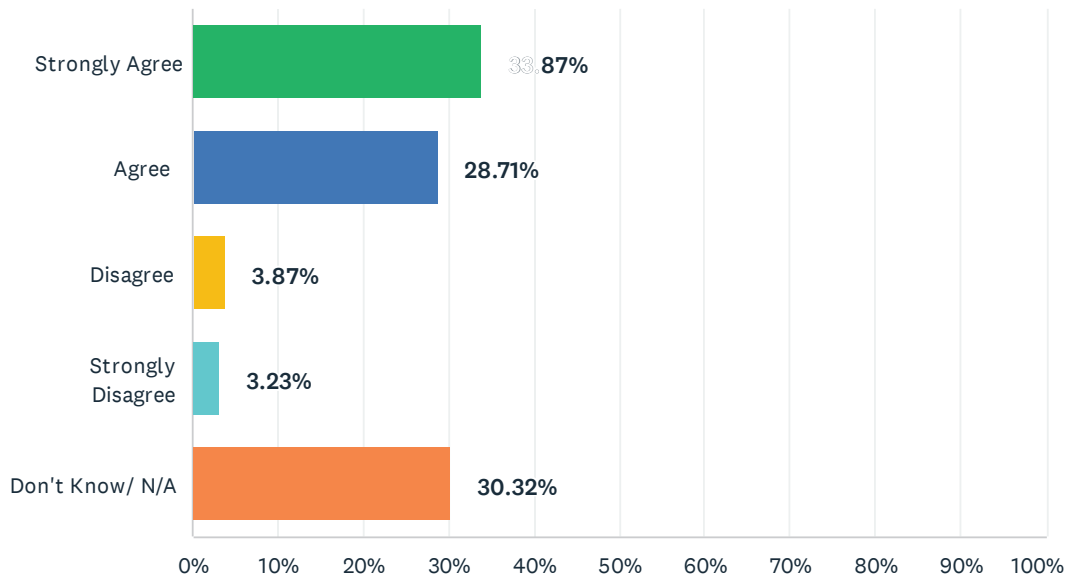
Answered: 309 Skipped: 71



ANSWER CHOICES	RESPONSES	
Strongly Agree	31.07%	96
Agree	22.98%	71
Disagree	7.44%	23
Strongly Disagree	5.50%	17
Don't Know/ N/A	33.01%	102
TOTAL		309

Q44 Students do not bring weapons to campus.

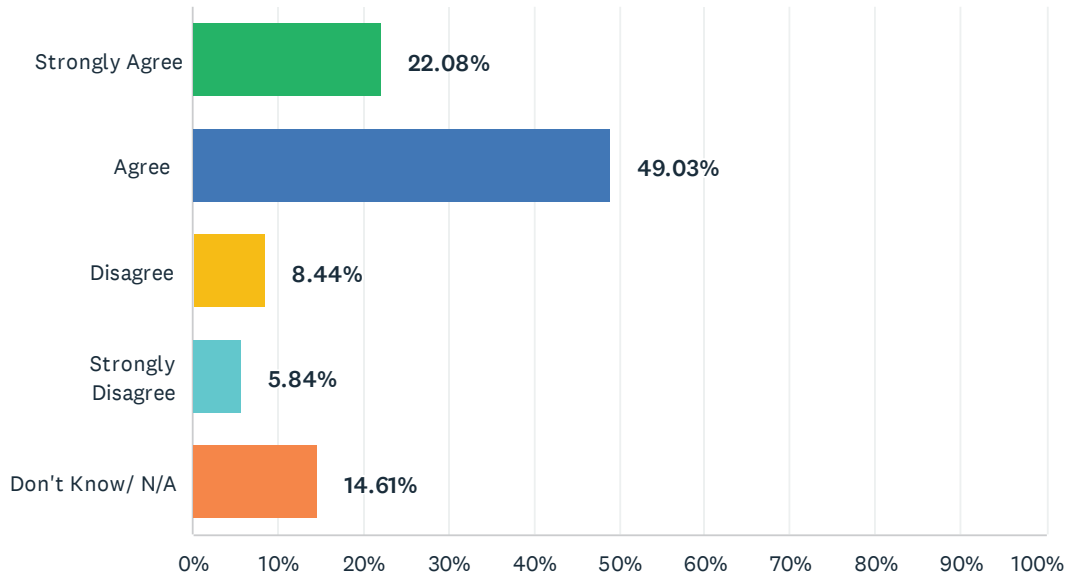
Answered: 310 Skipped: 70



ANSWER CHOICES	RESPONSES	
Strongly Agree	33.87%	105
Agree	28.71%	89
Disagree	3.87%	12
Strongly Disagree	3.23%	10
Don't Know/ N/A	30.32%	94
TOTAL		310

Q45 The school's safety protocols and emergency plans are effective and appropriate.

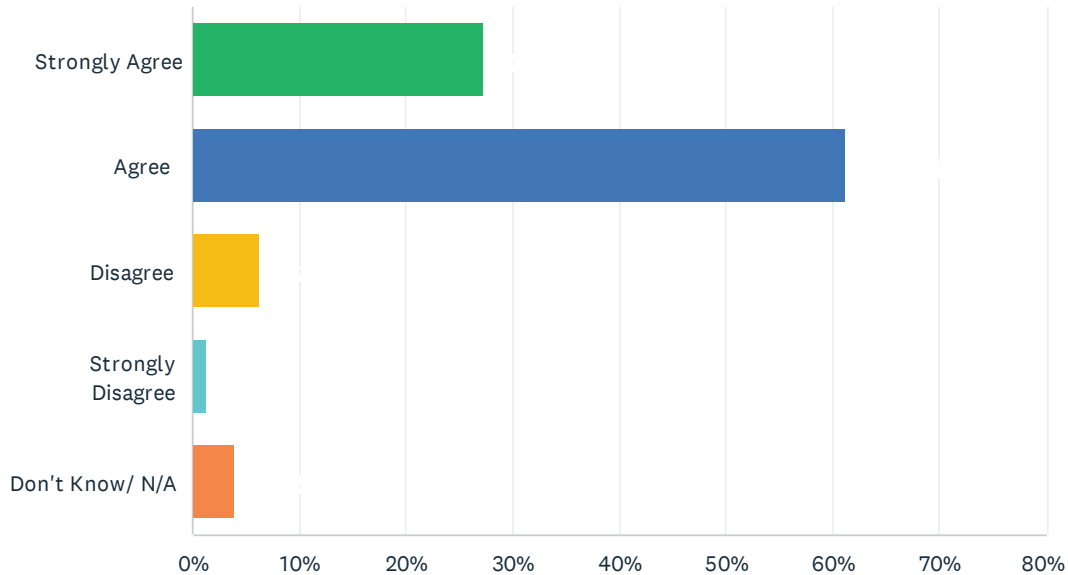
Answered: 308 Skipped: 72



ANSWER CHOICES	RESPONSES	
Strongly Agree	22.08%	68
Agree	49.03%	151
Disagree	8.44%	26
Strongly Disagree	5.84%	18
Don't Know/ N/A	14.61%	45
TOTAL		308

Q46 I have the instructional materials, resources and technology I need for my classes.

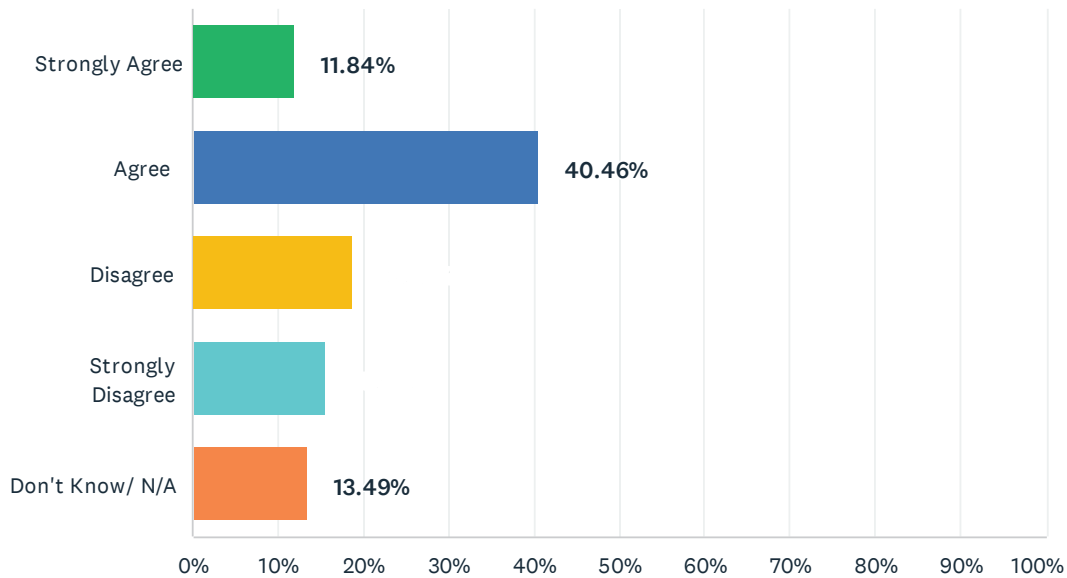
Answered: 304 Skipped: 76



ANSWER CHOICES	RESPONSES	
Strongly Agree	27.30%	83
Agree	61.18%	186
Disagree	6.25%	19
Strongly Disagree	1.32%	4
Don't Know/ N/A	3.95%	12
TOTAL		304

Q47 Healthy food is served at this school.

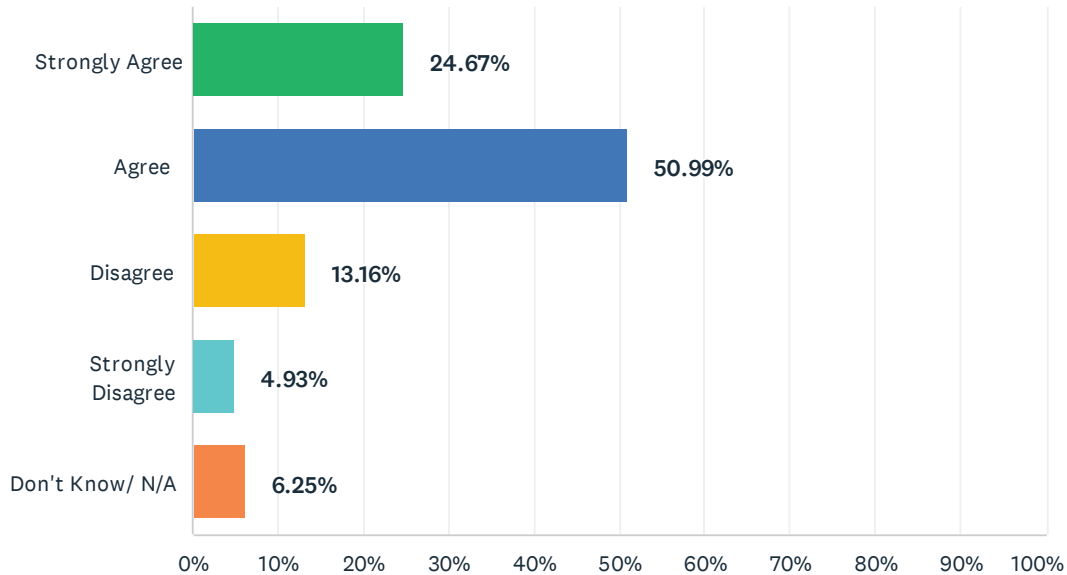
Answered: 304 Skipped: 76



ANSWER CHOICES	RESPONSES	
Strongly Agree	11.84%	36
Agree	40.46%	123
Disagree	18.75%	57
Strongly Disagree	15.46%	47
Don't Know/ N/A	13.49%	41
TOTAL		304

Q48 My school is clean and well-maintained (air conditioning and heat work, adequate lighting, grounds kept in order, etc.).

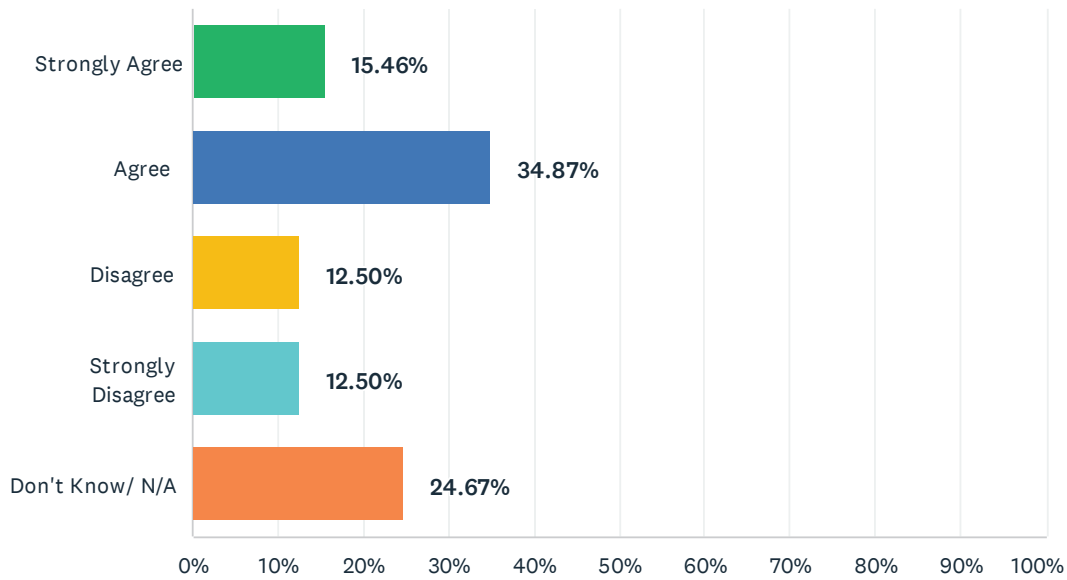
Answered: 304 Skipped: 76



ANSWER CHOICES	RESPONSES	
Strongly Agree	24.67%	75
Agree	50.99%	155
Disagree	13.16%	40
Strongly Disagree	4.93%	15
Don't Know/ N/A	6.25%	19
TOTAL		304

Q49 My school bus is on time most days.

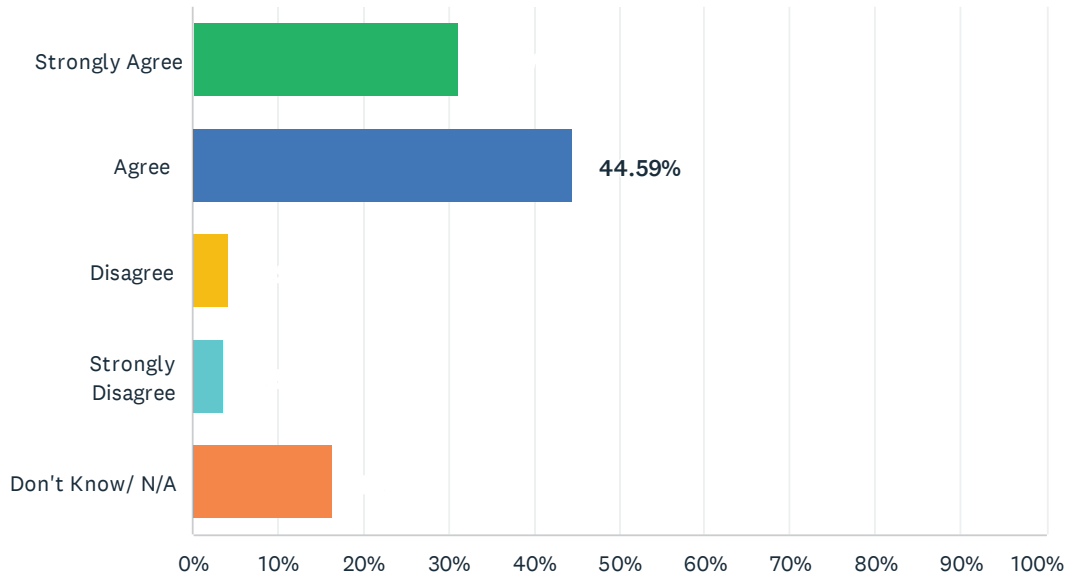
Answered: 304 Skipped: 76



ANSWER CHOICES	RESPONSES	
Strongly Agree	15.46%	47
Agree	34.87%	106
Disagree	12.50%	38
Strongly Disagree	12.50%	38
Don't Know/ N/A	24.67%	75
TOTAL		304

Q50 The school librarian assists in finding resources and reading materials.

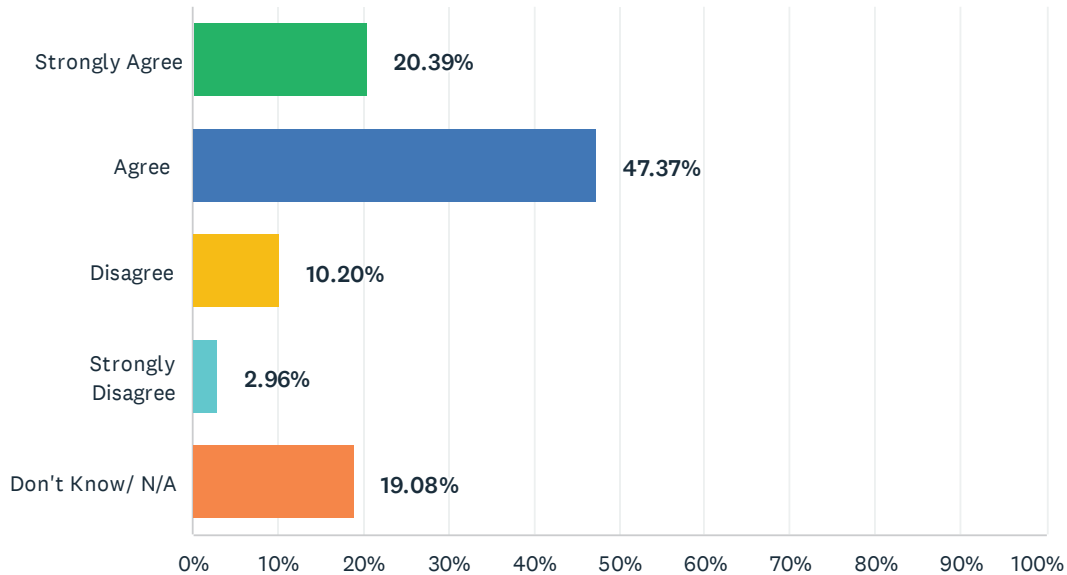
Answered: 305 Skipped: 75



ANSWER CHOICES	RESPONSES	
Strongly Agree	31.15%	95
Agree	44.59%	136
Disagree	4.26%	13
Strongly Disagree	3.61%	11
Don't Know/ N/A	16.39%	50
TOTAL		305

Q51 My school counselors are available to help me with issues that arise at school.

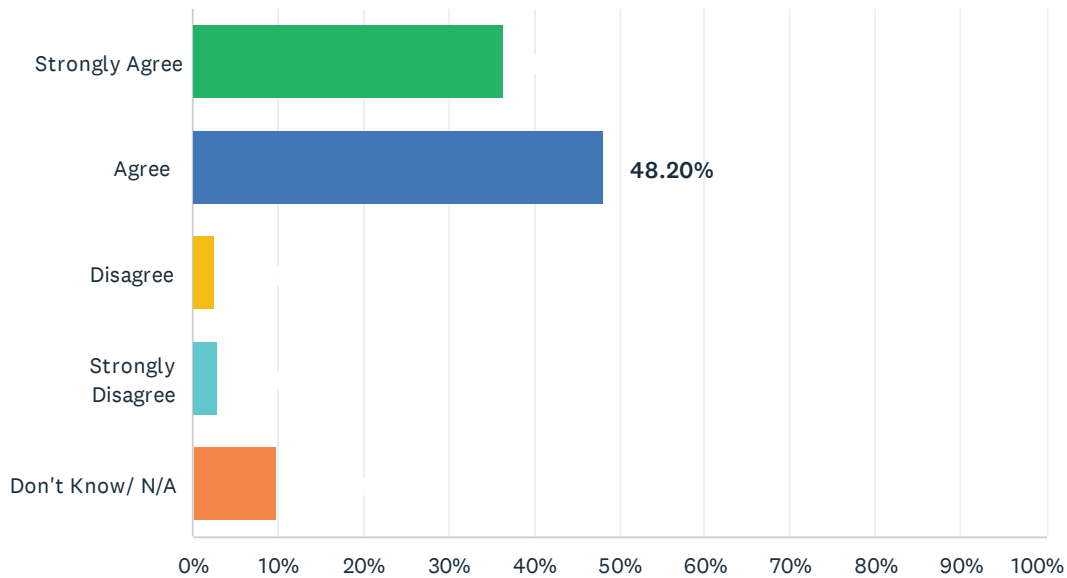
Answered: 304 Skipped: 76



ANSWER CHOICES	RESPONSES	
Strongly Agree	20.39%	62
Agree	47.37%	144
Disagree	10.20%	31
Strongly Disagree	2.96%	9
Don't Know/ N/A	19.08%	58
TOTAL		304

Q52 The school nurse attends to student health issues at school.

Answered: 305 Skipped: 75



ANSWER CHOICES	RESPONSES	
Strongly Agree	36.39%	111
Agree	48.20%	147
Disagree	2.62%	8
Strongly Disagree	2.95%	9
Don't Know/ N/A	9.84%	30
TOTAL		305

Q53 I feel I am safe because of the security team at WHS.

Answered: 0 Skipped: 380

 No matching responses.

ANSWER CHOICES	RESPONSES	
Strongly Agree	0.00%	0
Agree	0.00%	0
Disagree	0.00%	0
Strongly Disagree	0.00%	0
Don't Know/ N/A	0.00%	0
TOTAL		0

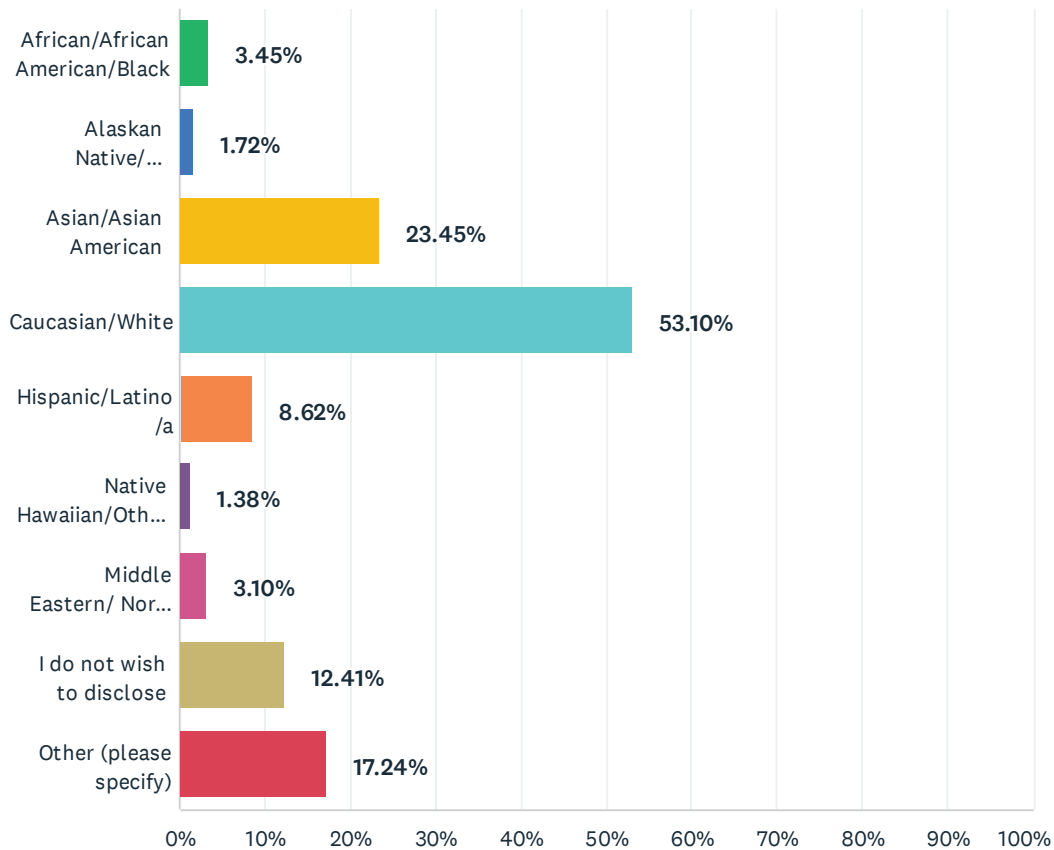
Q54 Is there anything else you would like to tell us about your experiences this school year?

Answered: 271 Skipped: 109

Due to the personal and identifiable information the open-ended survey comments contain, we will not share them publicly. Instead, we are sharing the predetermined responses that provide quantifiable data that allows for easier analysis and comparison.

Q55 What is your race/ethnicity? (Check all that apply.)

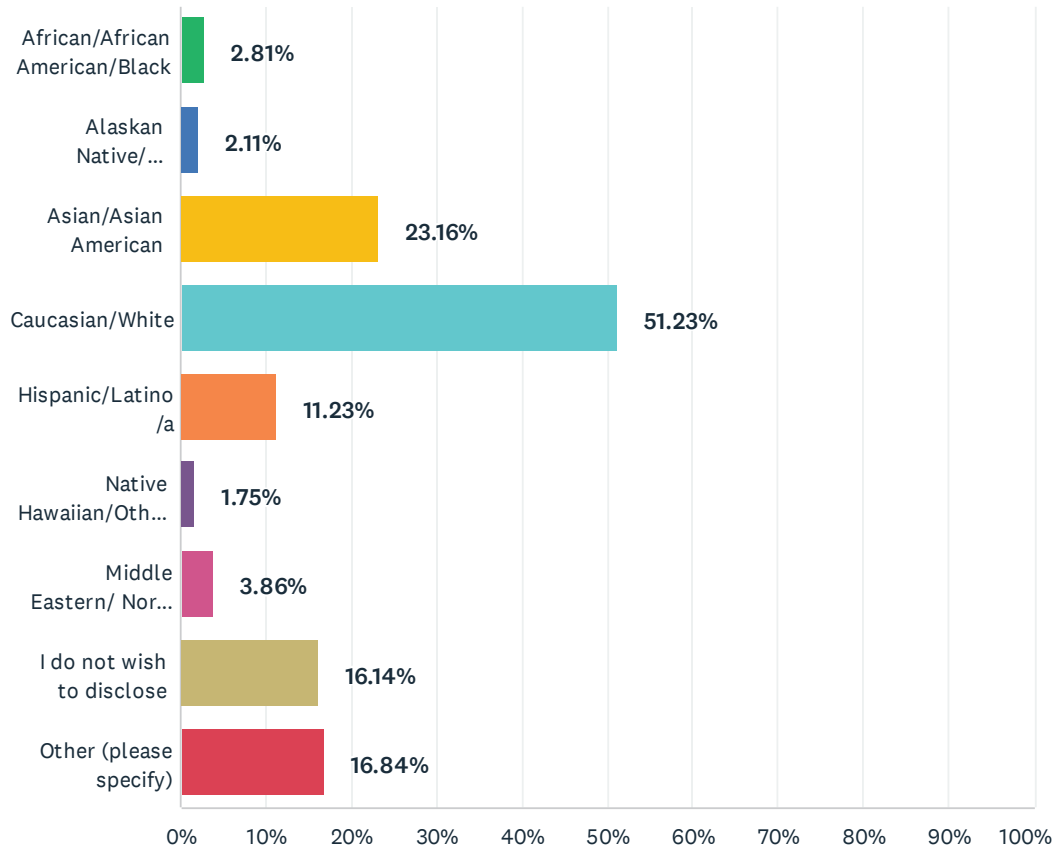
Answered: 290 Skipped: 90



ANSWER CHOICES	RESPONSES	
African/African American/Black	3.45%	10
Alaskan Native/ Indigenous/ Native American	1.72%	5
Asian/Asian American	23.45%	68
Caucasian/White	53.10%	154
Hispanic/Latino/a	8.62%	25
Native Hawaiian/Other Pacific Islander	1.38%	4
Middle Eastern/ North African	3.10%	9
I do not wish to disclose	12.41%	36
Other (please specify)	17.24%	50
Total Respondents: 290		

Q56 What racial/ ethnic groups are represented in your immediate family? (Check all that apply.)

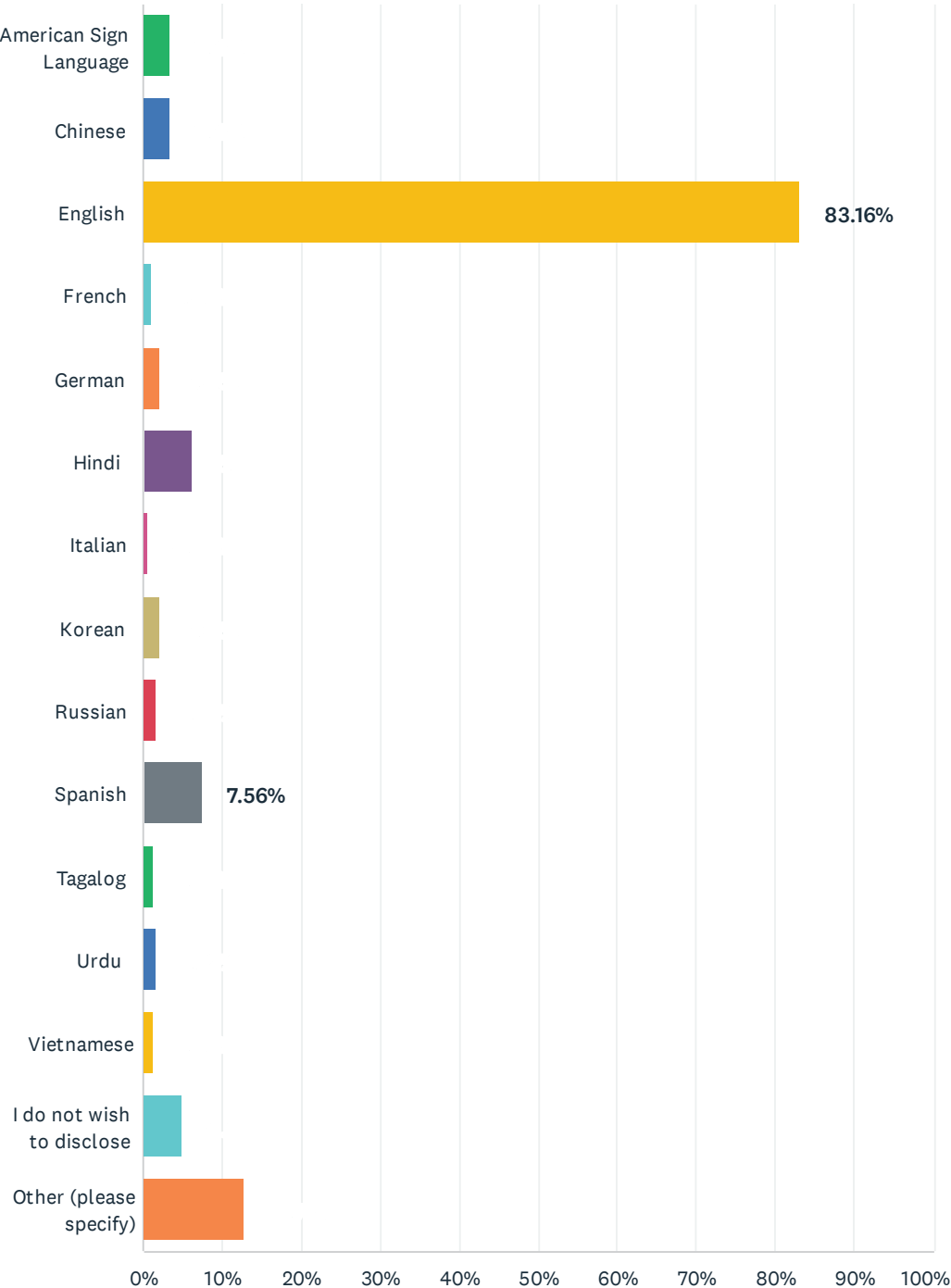
Answered: 285 Skipped: 95



ANSWER CHOICES	RESPONSES	
African/African American/Black	2.81%	8
Alaskan Native/ Indigenous/ Native American	2.11%	6
Asian/Asian American	23.16%	66
Caucasian/White	51.23%	146
Hispanic/Latino/a	11.23%	32
Native Hawaiian/Other Pacific Islander	1.75%	5
Middle Eastern/ North African	3.86%	11
I do not wish to disclose	16.14%	46
Other (please specify)	16.84%	48
Total Respondents: 285		

Q57 What is the primary language spoken in your home?

Answered: 291 Skipped: 89

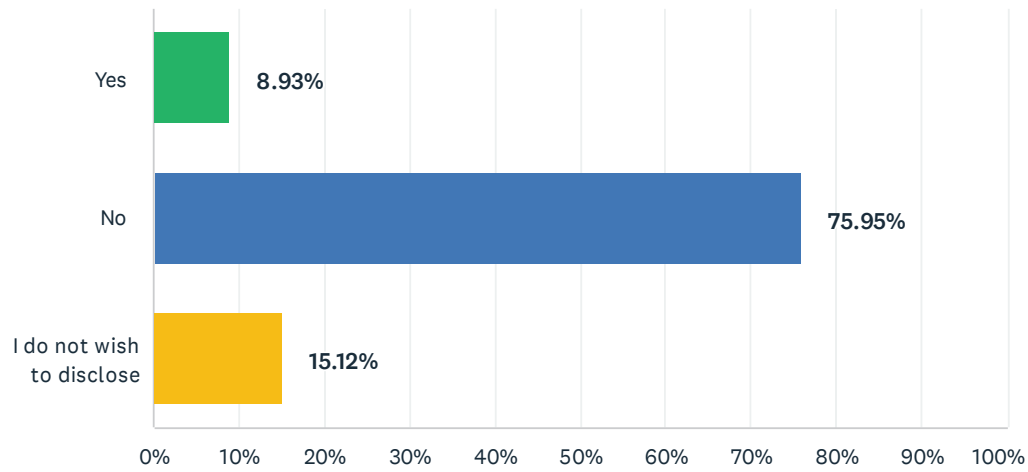


Student Climate Survey 2022

ANSWER CHOICES	RESPONSES	
American Sign Language	3.44%	10
Chinese	3.44%	10
English	83.16%	242
French	1.03%	3
German	2.06%	6
Hindi	6.19%	18
Italian	0.69%	2
Korean	2.06%	6
Russian	1.72%	5
Spanish	7.56%	22
Tagalog	1.37%	4
Urdu	1.72%	5
Vietnamese	1.37%	4
I do not wish to disclose	4.81%	14
Other (please specify)	12.71%	37
Total Respondents: 291		

Q58 Do you identify as a member of the LGBTQ community?

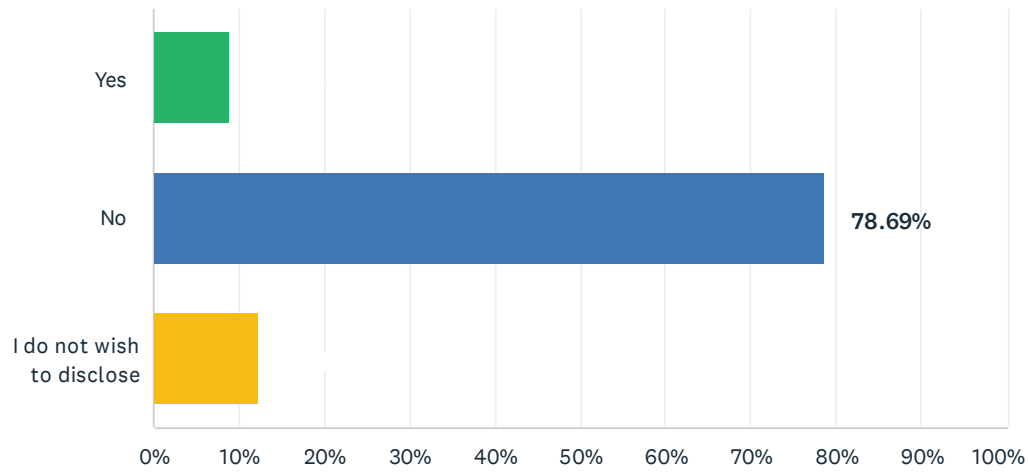
Answered: 291 Skipped: 89



ANSWER CHOICES	RESPONSES	
Yes	8.93%	26
No	75.95%	221
I do not wish to disclose	15.12%	44
TOTAL		291

Q59 Does a member of your immediate family identify as LGBTQ?

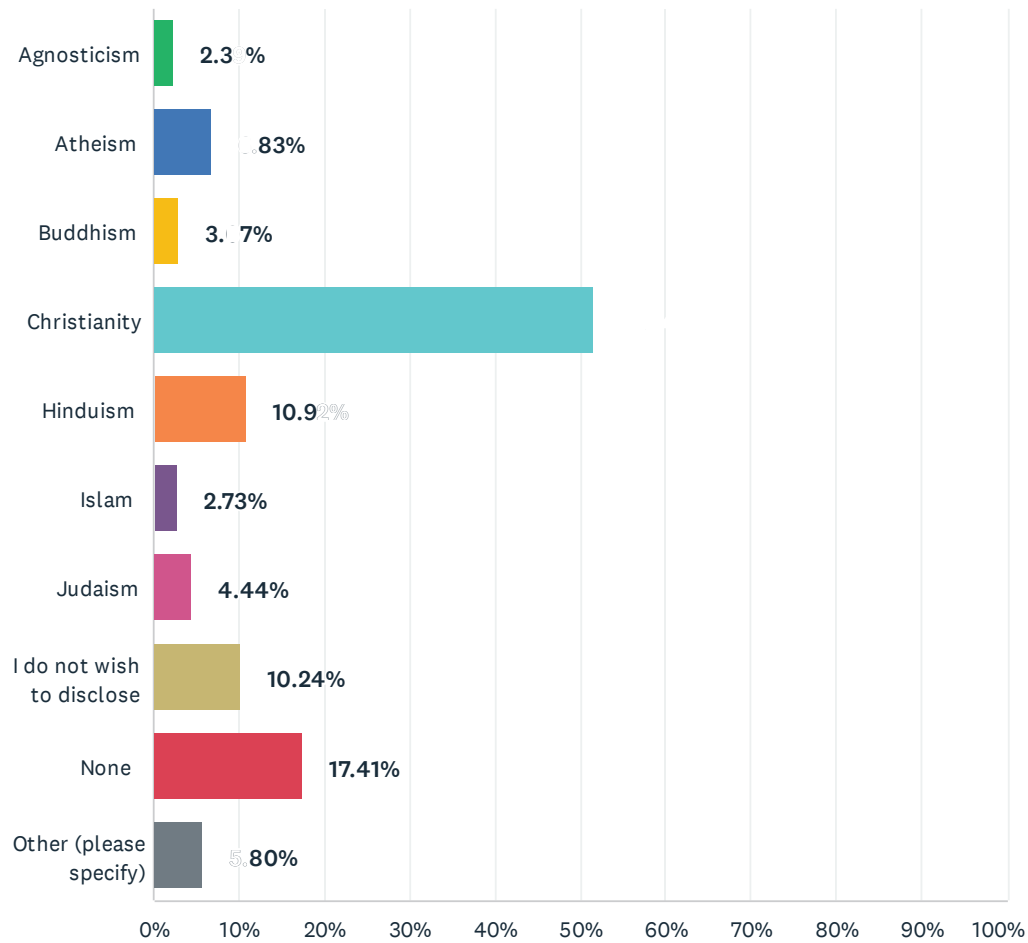
Answered: 291 Skipped: 89



ANSWER CHOICES	RESPONSES	
Yes	8.93%	26
No	78.69%	229
I do not wish to disclose	12.37%	36
TOTAL		291

Q60 What is your religious affiliation?

Answered: 293 Skipped: 87

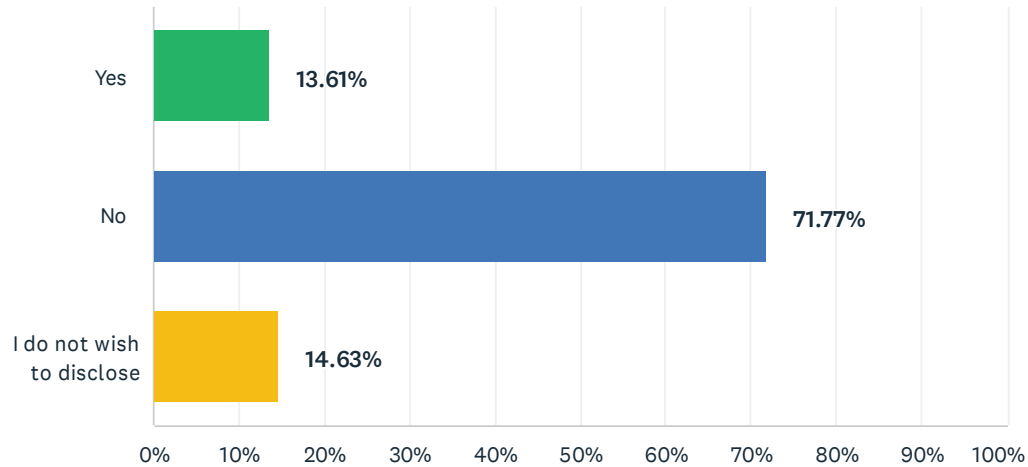


Student Climate Survey 2022

ANSWER CHOICES	RESPONSES	
Agnosticism	2.39%	7
Atheism	6.83%	20
Buddhism	3.07%	9
Christianity	51.54%	151
Hinduism	10.92%	32
Islam	2.73%	8
Judaism	4.44%	13
I do not wish to disclose	10.24%	30
None	17.41%	51
Other (please specify)	5.80%	17
Total Respondents: 293		

Q61 Do you identify as a person with a disability (learning disability, physical disability, etc.)?

Answered: 294 Skipped: 86



ANSWER CHOICES	RESPONSES	
Yes	13.61%	40
No	71.77%	211
I do not wish to disclose	14.63%	43
TOTAL		294