



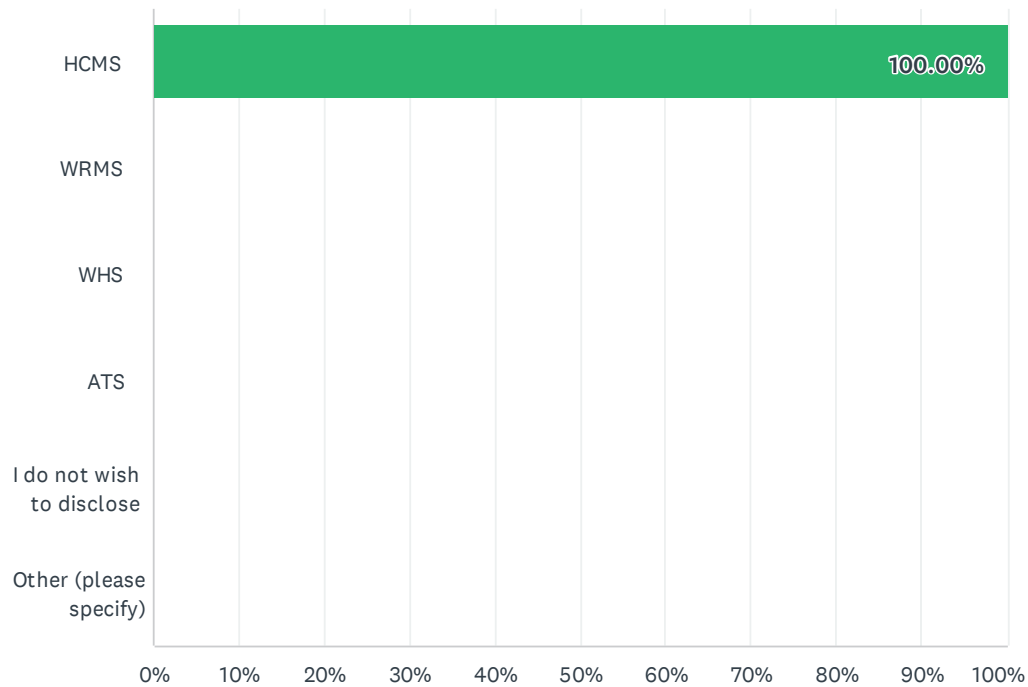
**HILL COUNTRY**  
MIDDLE SCHOOL

# Student Climate Survey November 2022

**443** Total Responses

## Q1 What is your campus?

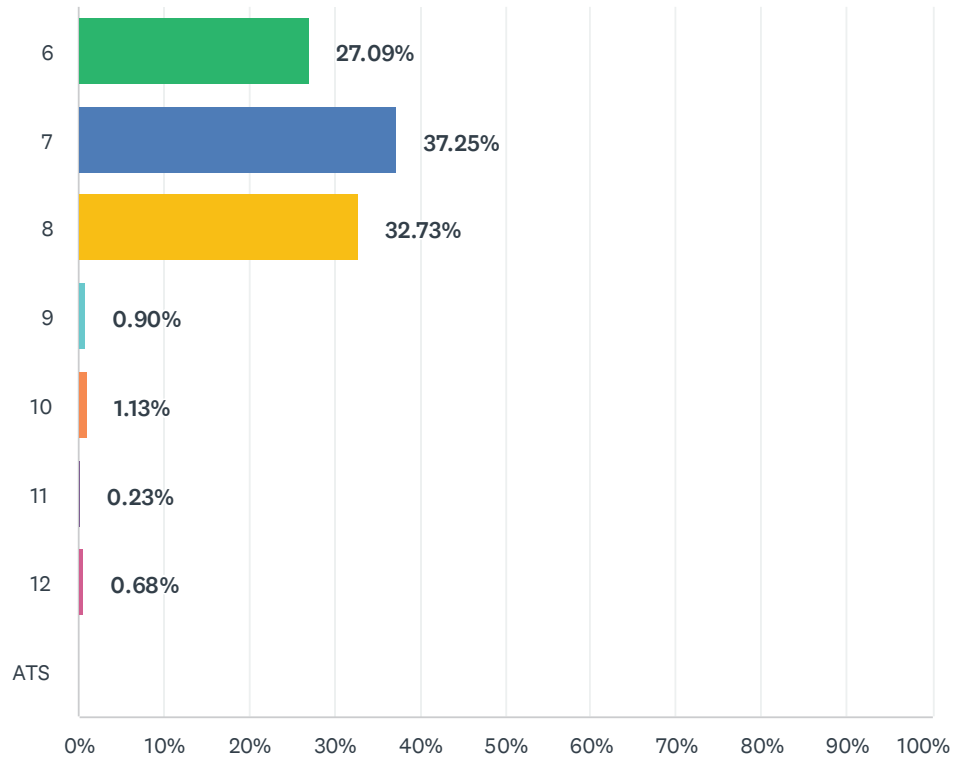
Answered: 443    Skipped: 0



ANSWER CHOICES	RESPONSES	
HCMS	100.00%	443
WRMS	0.00%	0
WHS	0.00%	0
ATS	0.00%	0
I do not wish to disclose	0.00%	0
Other (please specify)	0.00%	0
TOTAL		443

## Q2 What is your grade level?

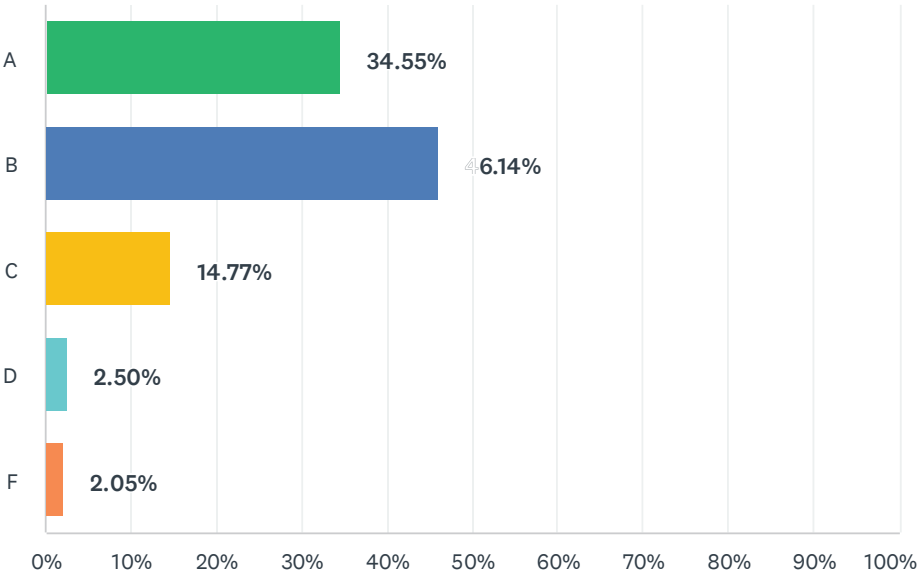
Answered: 443 Skipped: 0



ANSWER CHOICES	RESPONSES	
6	27.09%	120
7	37.25%	165
8	32.73%	145
9	0.90%	4
10	1.13%	5
11	0.23%	1
12	0.68%	3
ATS	0.00%	0
TOTAL		443

Q3 What grade would you give to your school?

Answered: 440    Skipped: 3



ANSWER CHOICES	RESPONSES	
A	34.55%	152
B	46.14%	203
C	14.77%	65
D	2.50%	11
F	2.05%	9
TOTAL		440

## Q4 What are we doing well?

Answered: 396   Skipped: 47

*Due to the personal and identifiable information the open-ended survey comments contain, we will not share them publicly. Instead, we are sharing the predetermined responses that provide quantifiable data that allows for easier analysis and comparison.*

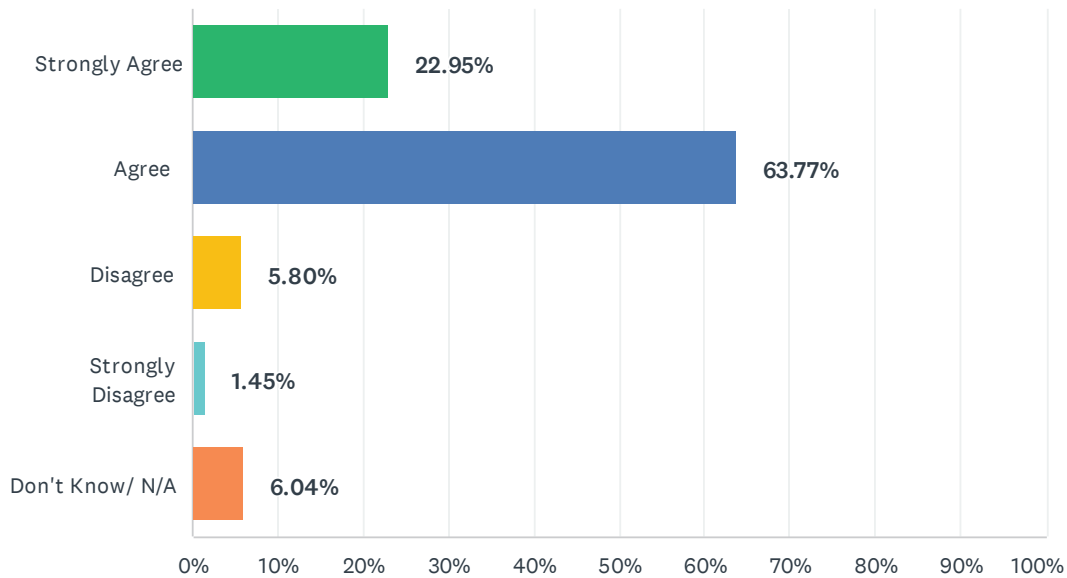
## Q5 What we can do to improve?

Answered: 396   Skipped: 47

*Due to the personal and identifiable information the open-ended survey comments contain, we will not share them publicly. Instead, we are sharing the predetermined responses that provide quantifiable data that allows for easier analysis and comparison.*

## Q6 My teachers tell me what I need to know to do well in school.

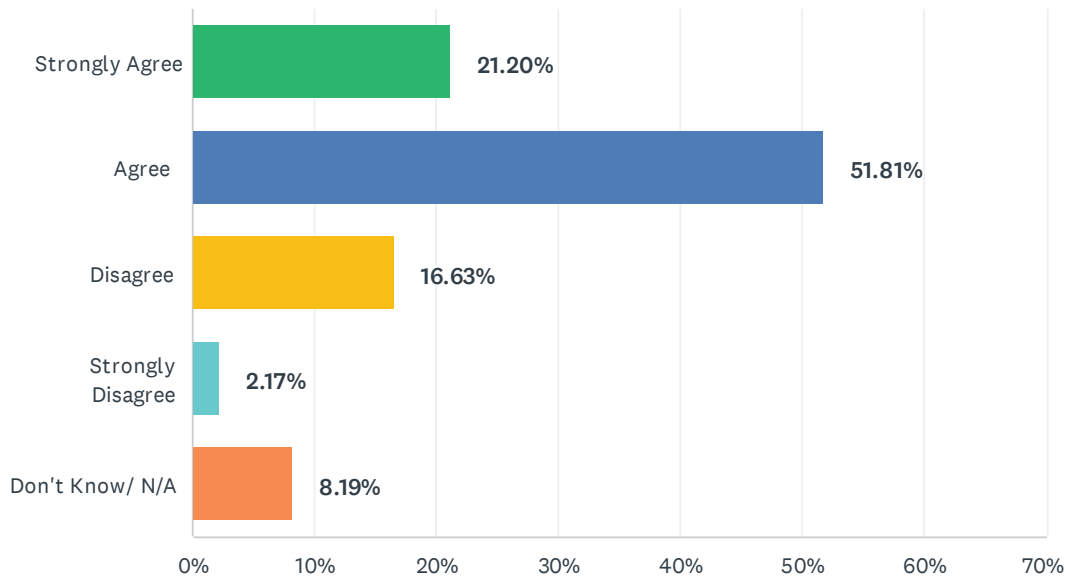
Answered: 414 Skipped: 29



ANSWER CHOICES	RESPONSES	
Strongly Agree	22.95%	95
Agree	63.77%	264
Disagree	5.80%	24
Strongly Disagree	1.45%	6
Don't Know/ N/A	6.04%	25
TOTAL		414

## Q7 I am challenged by the work at school.

Answered: 415 Skipped: 28

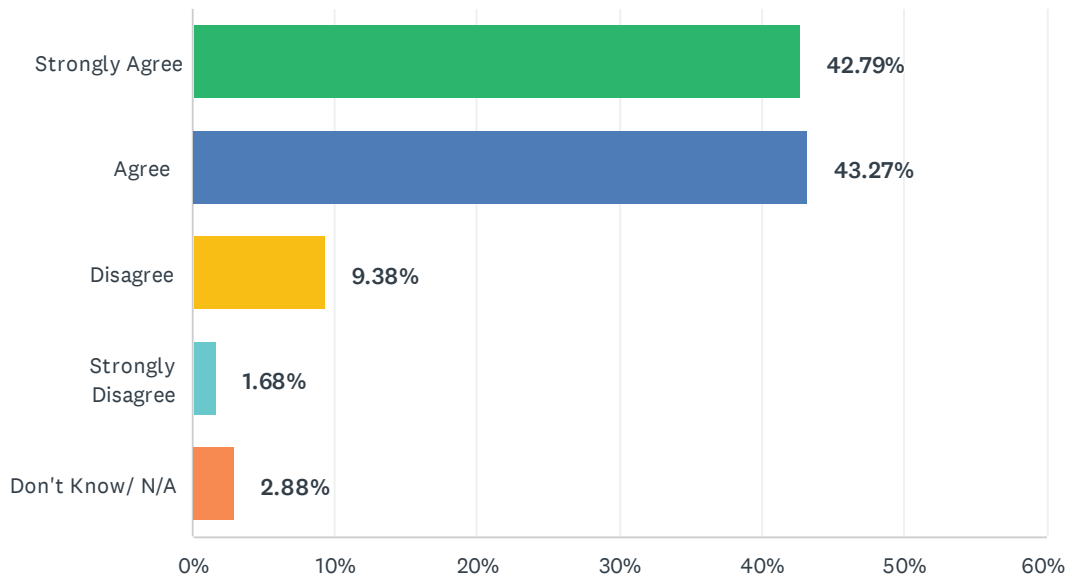


ANSWER CHOICES	RESPONSES	
Strongly Agree	21.20%	88
Agree	51.81%	215
Disagree	16.63%	69
Strongly Disagree	2.17%	9
Don't Know/ N/A	8.19%	34
TOTAL		415



## Q8 I have to work hard to make good grades.

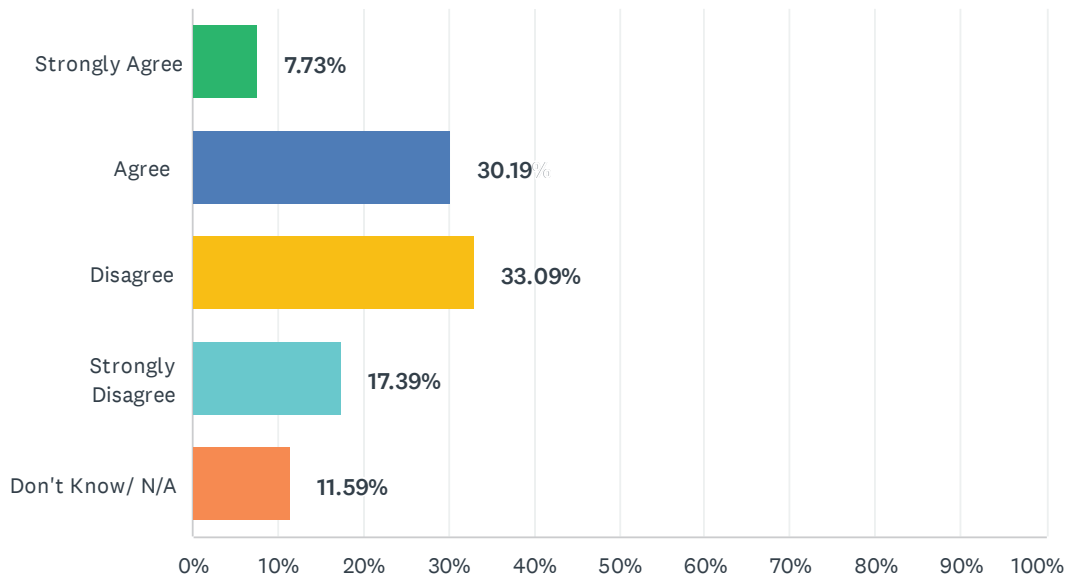
Answered: 416 Skipped: 27



ANSWER CHOICES	RESPONSES	
Strongly Agree	42.79%	178
Agree	43.27%	180
Disagree	9.38%	39
Strongly Disagree	1.68%	7
Don't Know/ N/A	2.88%	12
TOTAL		416

## Q9 My teachers show me how our lessons relate to life outside of school.

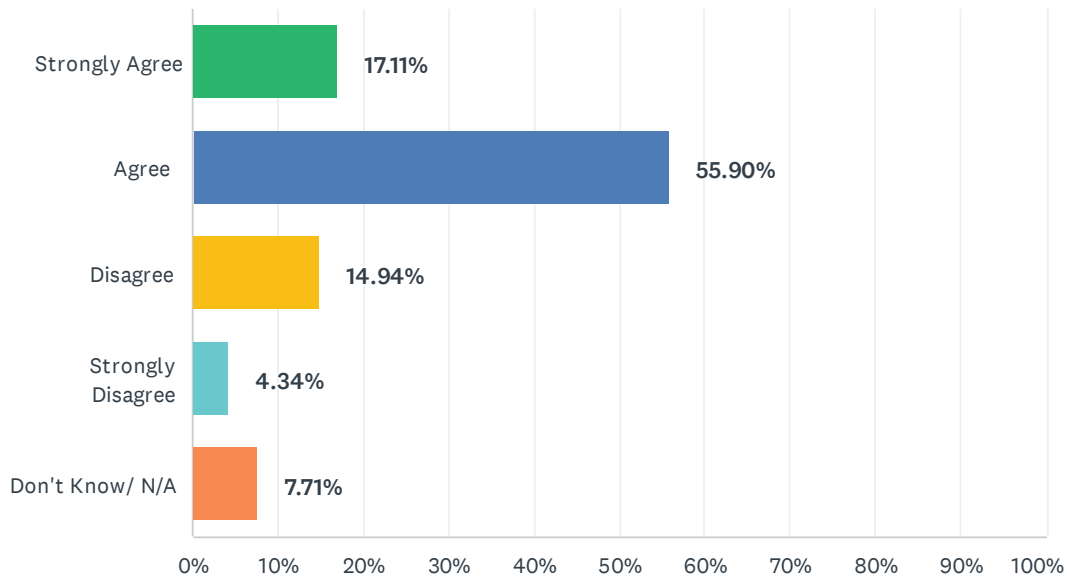
Answered: 414 Skipped: 29



ANSWER CHOICES	RESPONSES	
Strongly Agree	7.73%	32
Agree	30.19%	125
Disagree	33.09%	137
Strongly Disagree	17.39%	72
Don't Know/ N/A	11.59%	48
TOTAL		414

## Q10 The in-class tests and quizzes at school are fair.

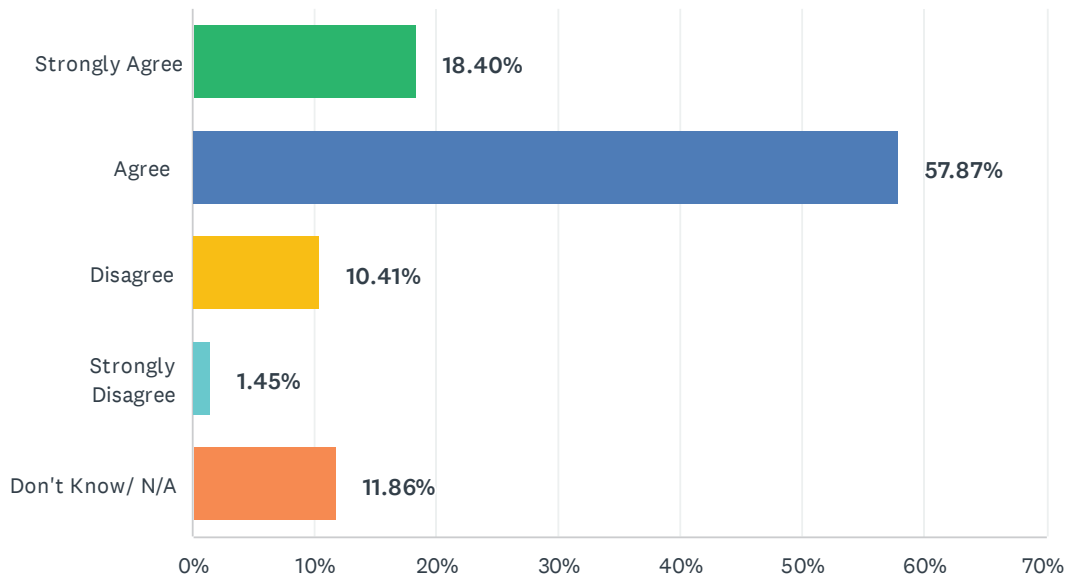
Answered: 415 Skipped: 28



ANSWER CHOICES	RESPONSES	
Strongly Agree	17.11%	71
Agree	55.90%	232
Disagree	14.94%	62
Strongly Disagree	4.34%	18
Don't Know/ N/A	7.71%	32
TOTAL		415

## Q11 My teachers give me extra help when I need it.

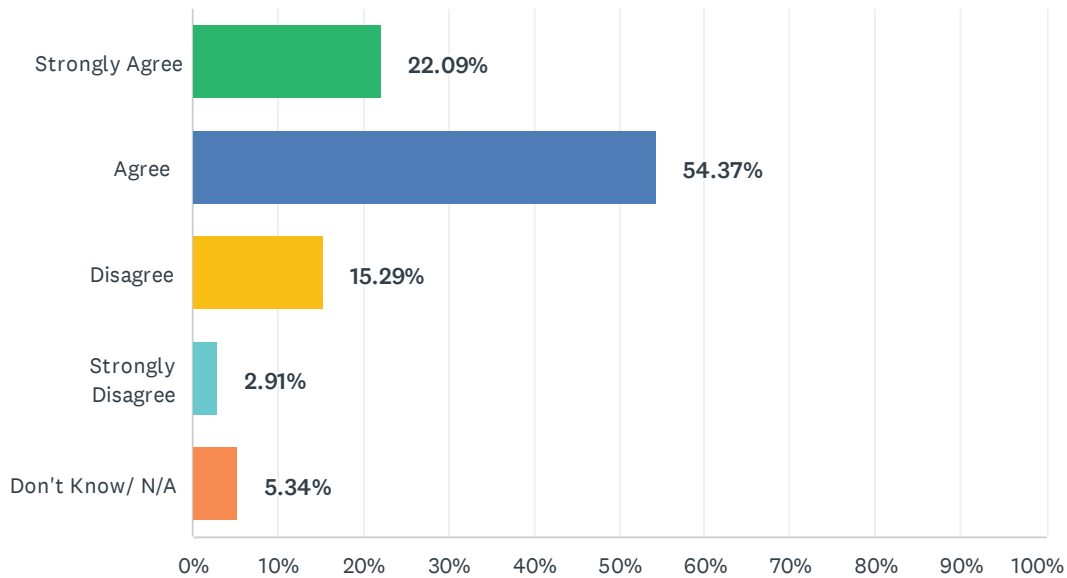
Answered: 413 Skipped: 30



ANSWER CHOICES	RESPONSES	
Strongly Agree	18.40%	76
Agree	57.87%	239
Disagree	10.41%	43
Strongly Disagree	1.45%	6
Don't Know/ N/A	11.86%	49
TOTAL		413

## Q12 My teachers tell me how well I do on my assignments and tests.

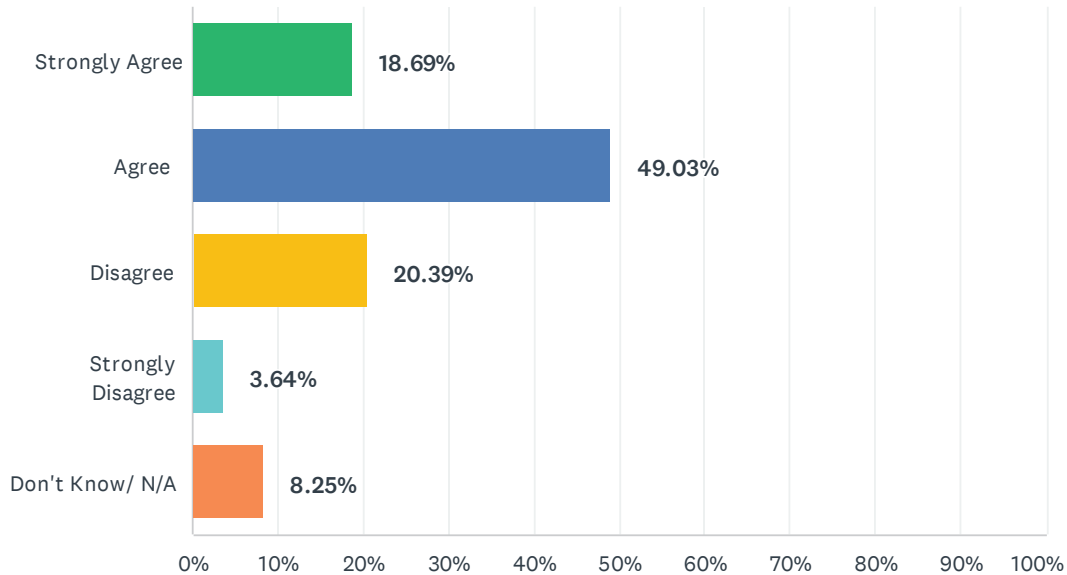
Answered: 412 Skipped: 31



ANSWER CHOICES	RESPONSES	
Strongly Agree	22.09%	91
Agree	54.37%	224
Disagree	15.29%	63
Strongly Disagree	2.91%	12
Don't Know/ N/A	5.34%	22
TOTAL		412

## Q13 The feedback my teachers provide on tests and quizzes helps me to learn.

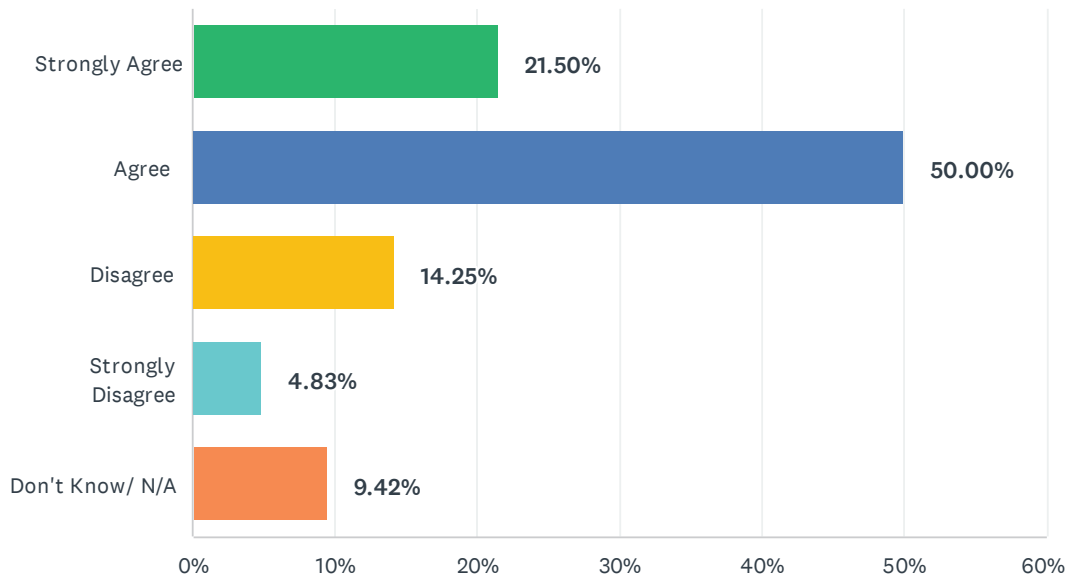
Answered: 412 Skipped: 31



ANSWER CHOICES	RESPONSES	
Strongly Agree	18.69%	77
Agree	49.03%	202
Disagree	20.39%	84
Strongly Disagree	3.64%	15
Don't Know/ N/A	8.25%	34
TOTAL		412

## Q14 Classroom activities keep me engaged in learning.

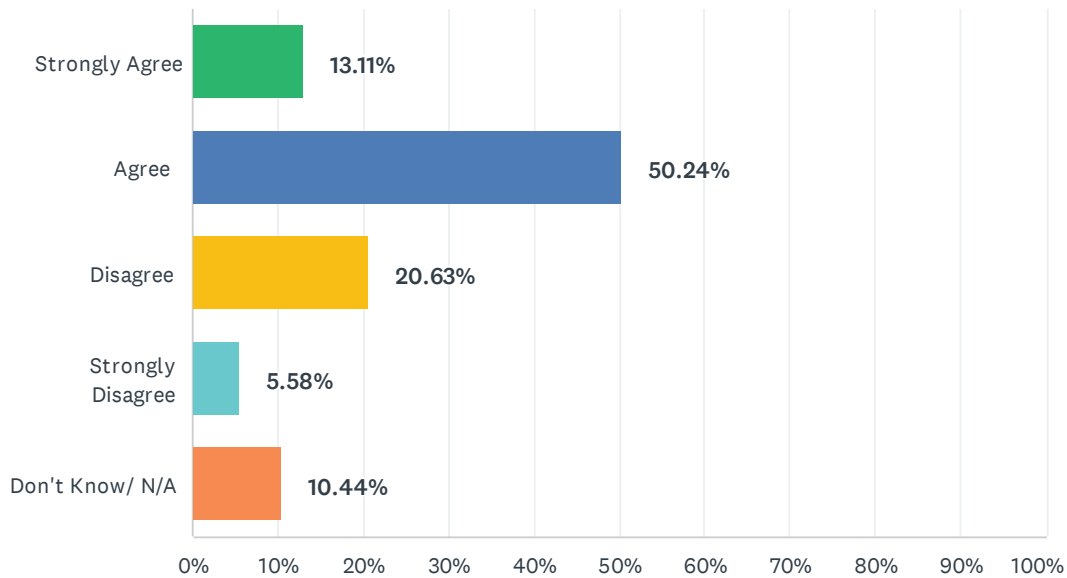
Answered: 414 Skipped: 29



ANSWER CHOICES	RESPONSES	
Strongly Agree	21.50%	89
Agree	50.00%	207
Disagree	14.25%	59
Strongly Disagree	4.83%	20
Don't Know/ N/A	9.42%	39
TOTAL		414

## Q15 The feedback my teachers provide on homework helps me to learn.

Answered: 412 Skipped: 31

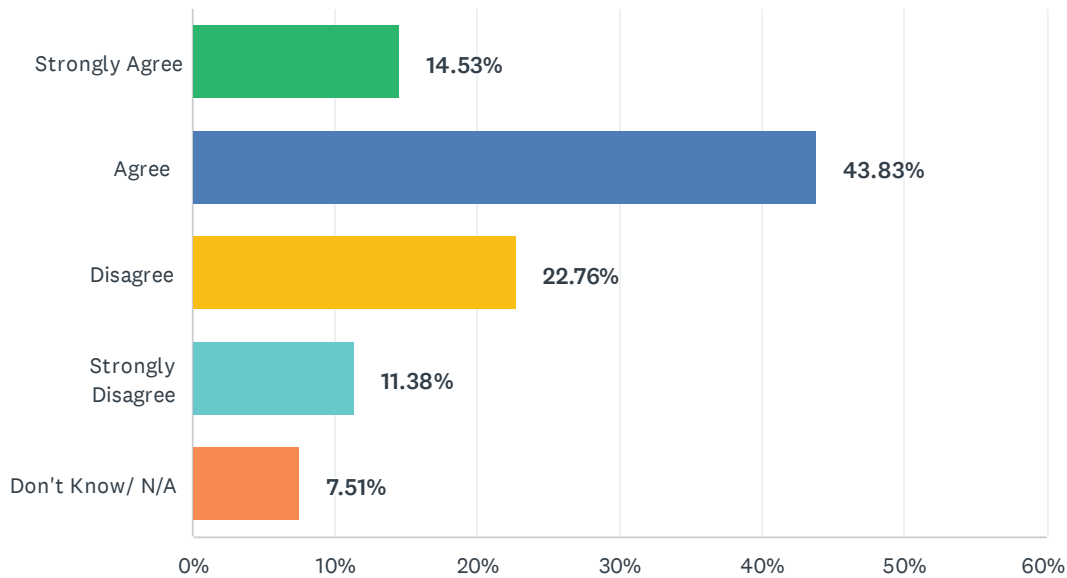


ANSWER CHOICES	RESPONSES	
Strongly Agree	13.11%	54
Agree	50.24%	207
Disagree	20.63%	85
Strongly Disagree	5.58%	23
Don't Know/ N/A	10.44%	43
TOTAL		412



## Q16 The amount of homework I receive is usually appropriate.

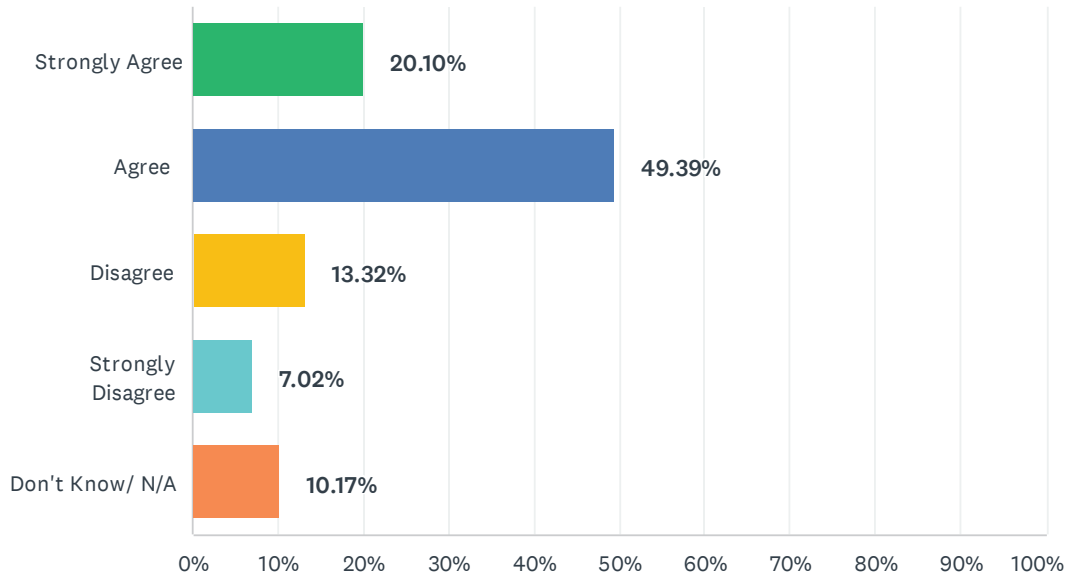
Answered: 413   Skipped: 30



ANSWER CHOICES	RESPONSES	
Strongly Agree	14.53%	60
Agree	43.83%	181
Disagree	22.76%	94
Strongly Disagree	11.38%	47
Don't Know/ N/A	7.51%	31
TOTAL		413

## Q17 The homework I receive usually helps provide appropriate practice and helps reinforce what I am learning.

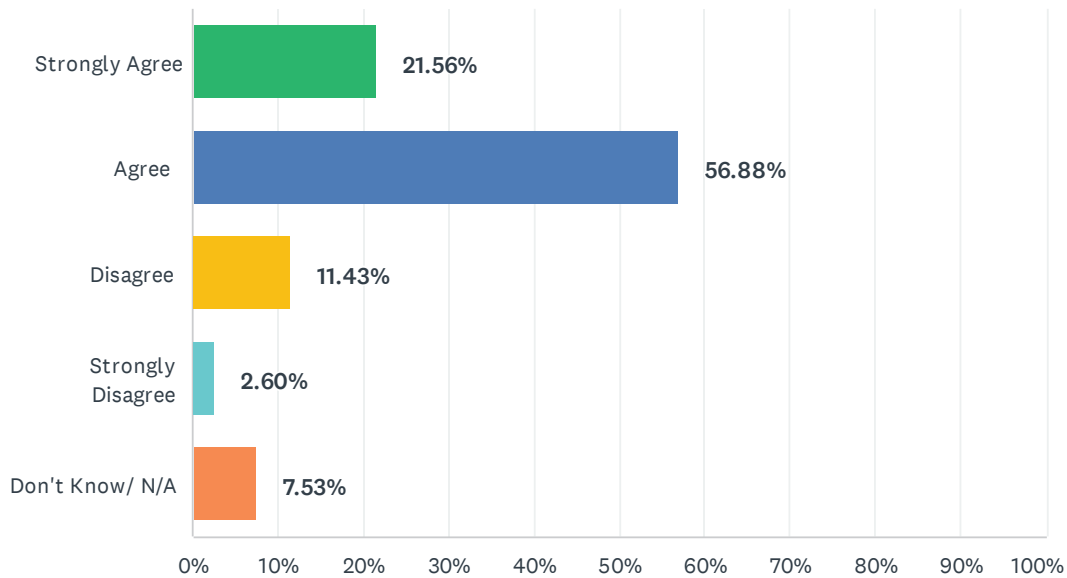
Answered: 413 Skipped: 30



ANSWER CHOICES	RESPONSES	
Strongly Agree	20.10%	83
Agree	49.39%	204
Disagree	13.32%	55
Strongly Disagree	7.02%	29
Don't Know/ N/A	10.17%	42
TOTAL		413

## Q18 I feel encouraged by my teachers to do the best I can in school.

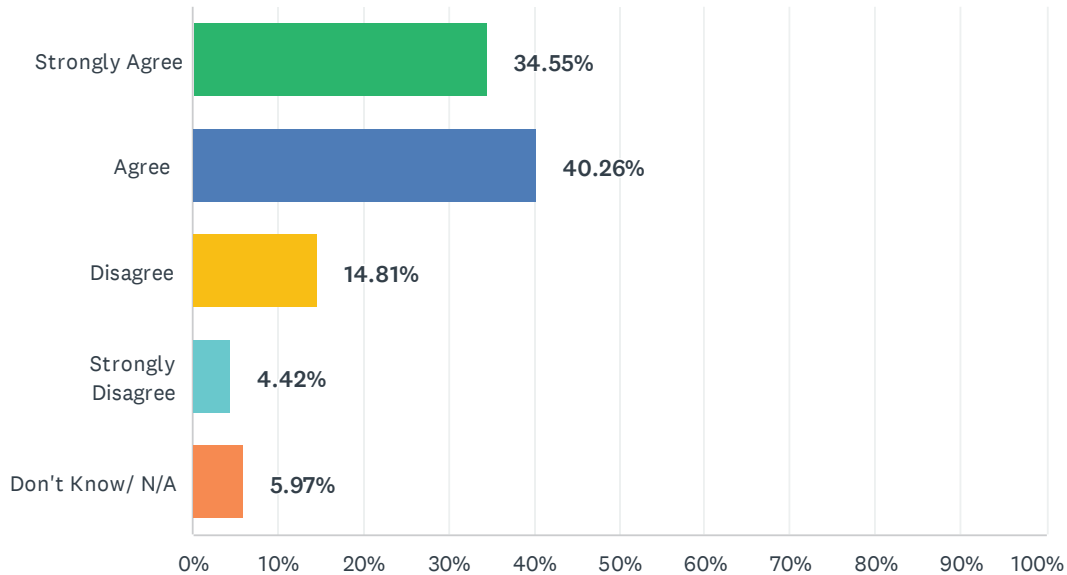
Answered: 385 Skipped: 58



ANSWER CHOICES	RESPONSES	
Strongly Agree	21.56%	83
Agree	56.88%	219
Disagree	11.43%	44
Strongly Disagree	2.60%	10
Don't Know/ N/A	7.53%	29
TOTAL		385

## Q19 I have an interest in the activities (student clubs, sports, field trips, etc.) offered at my school.

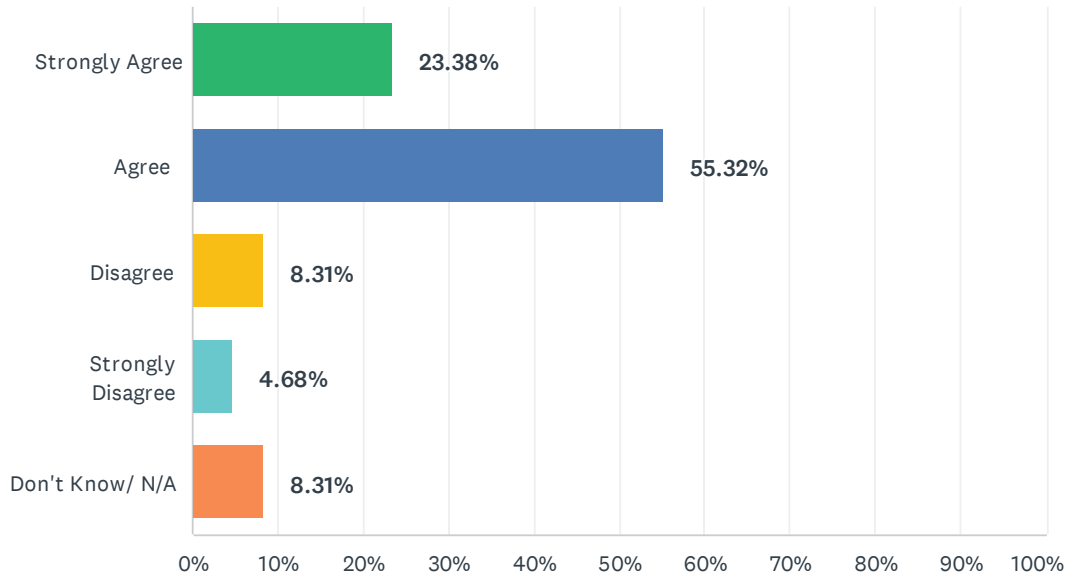
Answered: 385 Skipped: 58



ANSWER CHOICES	RESPONSES	
Strongly Agree	34.55%	133
Agree	40.26%	155
Disagree	14.81%	57
Strongly Disagree	4.42%	17
Don't Know/ N/A	5.97%	23
TOTAL		385

## Q20 There is a teacher, counselor or other staff member at school I can talk to about school problems.

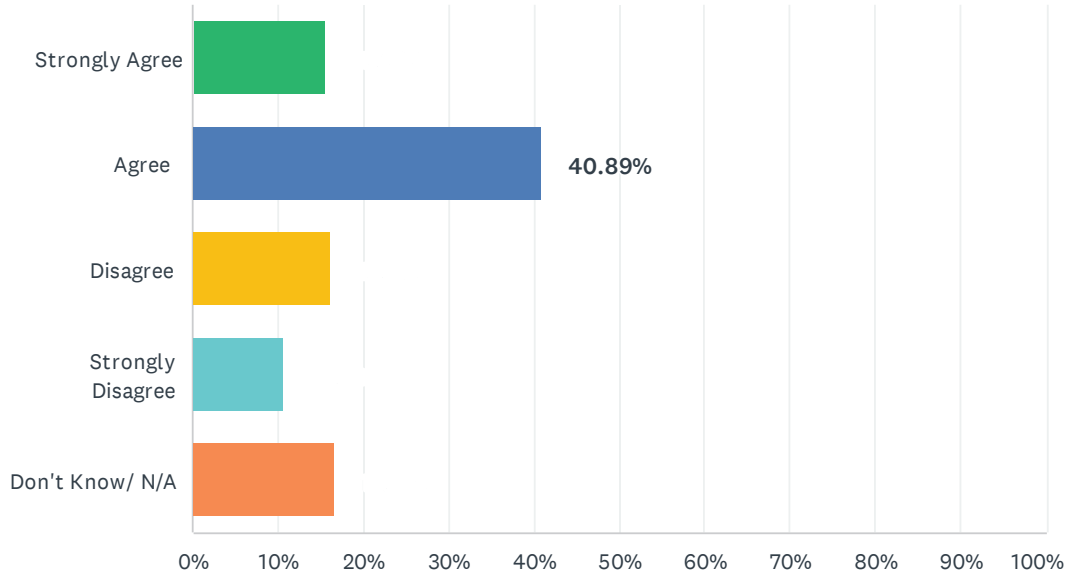
Answered: 385 Skipped: 58



ANSWER CHOICES	RESPONSES	
Strongly Agree	23.38%	90
Agree	55.32%	213
Disagree	8.31%	32
Strongly Disagree	4.68%	18
Don't Know/ N/A	8.31%	32
TOTAL		385

## Q21 There is a teacher, counselor or other staff member at school I can talk to about personal problems.

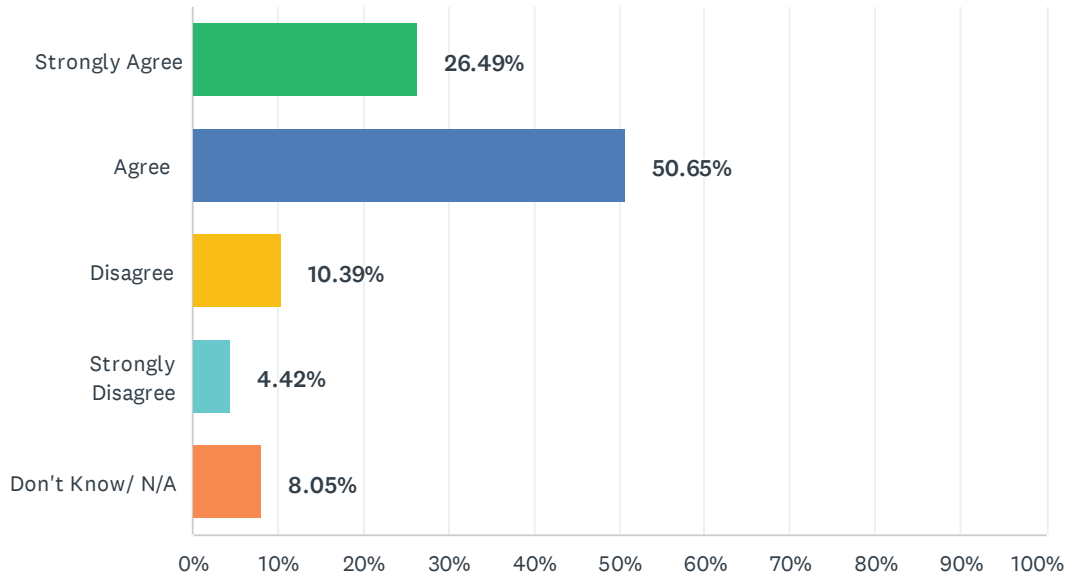
Answered: 384 Skipped: 59



ANSWER CHOICES	RESPONSES	
Strongly Agree	15.63%	60
Agree	40.89%	157
Disagree	16.15%	62
Strongly Disagree	10.68%	41
Don't Know/ N/A	16.67%	64
TOTAL		384

## Q22 Teachers and staff treat students fairly regardless of their backgrounds and differences.

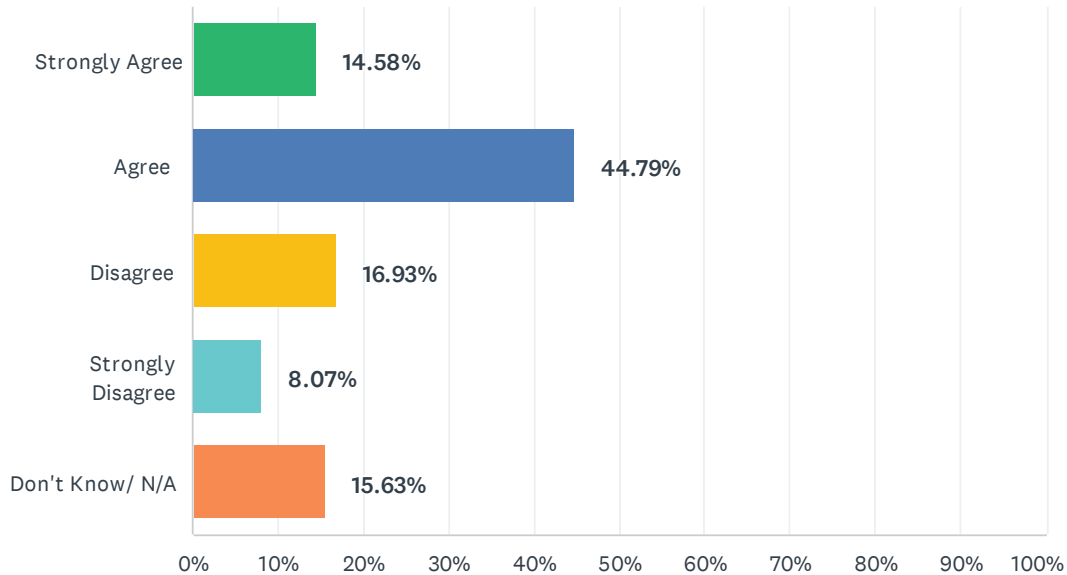
Answered: 385 Skipped: 58



ANSWER CHOICES	RESPONSES	
Strongly Agree	26.49%	102
Agree	50.65%	195
Disagree	10.39%	40
Strongly Disagree	4.42%	17
Don't Know/ N/A	8.05%	31
TOTAL		385

## Q23 I can talk to the principal or assistant principal when I have a problem at school.

Answered: 384 Skipped: 59

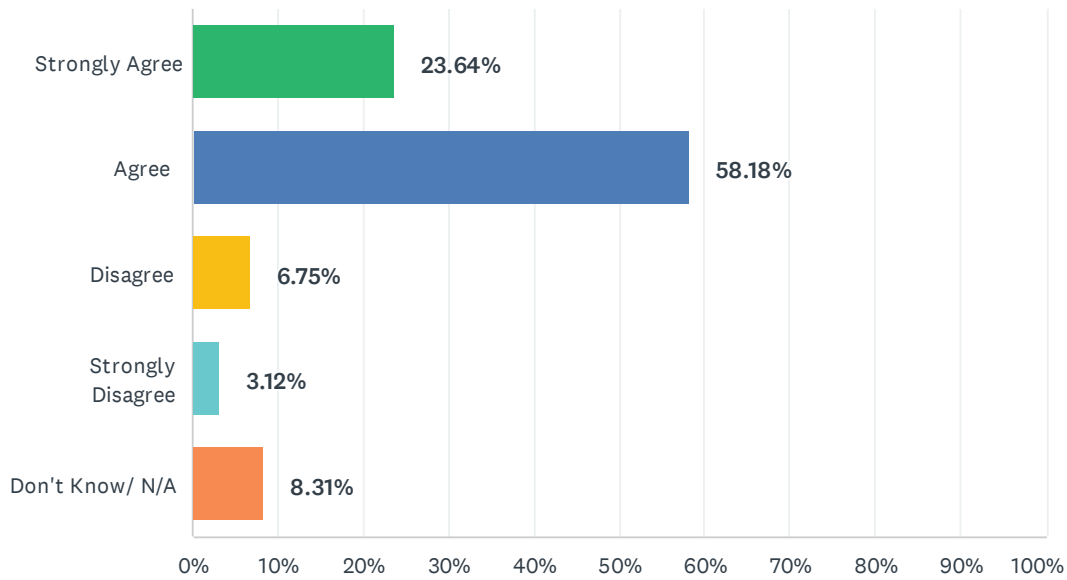


ANSWER CHOICES	RESPONSES	
Strongly Agree	14.58%	56
Agree	44.79%	172
Disagree	16.93%	65
Strongly Disagree	8.07%	31
Don't Know/ N/A	15.63%	60
TOTAL		384



## Q24 I like my school.

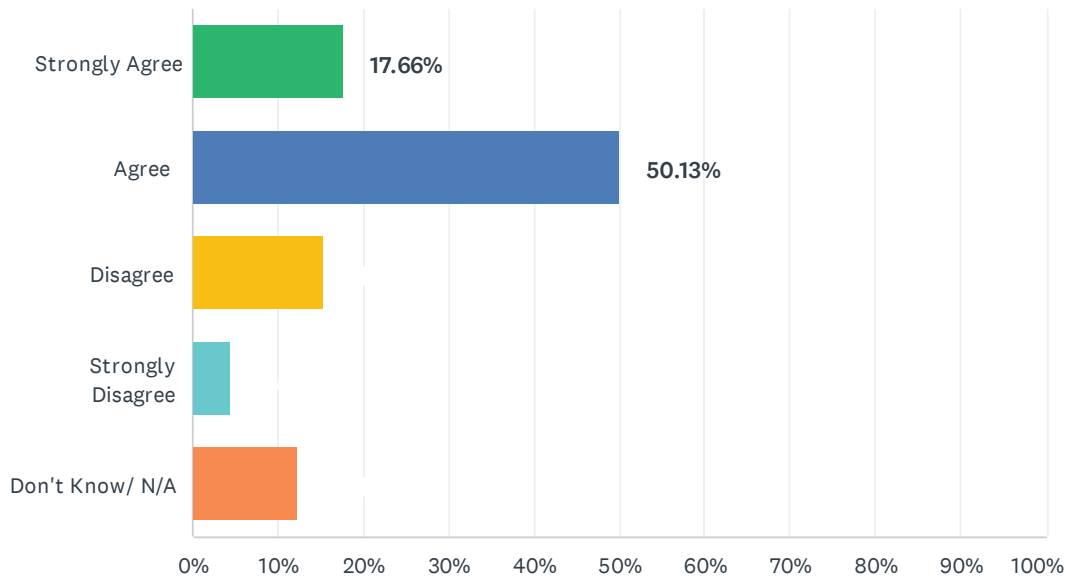
Answered: 385   Skipped: 58



ANSWER CHOICES	RESPONSES	
Strongly Agree	23.64%	91
Agree	58.18%	224
Disagree	6.75%	26
Strongly Disagree	3.12%	12
Don't Know/ N/A	8.31%	32
TOTAL		385

## Q25 My teachers know me as an individual.

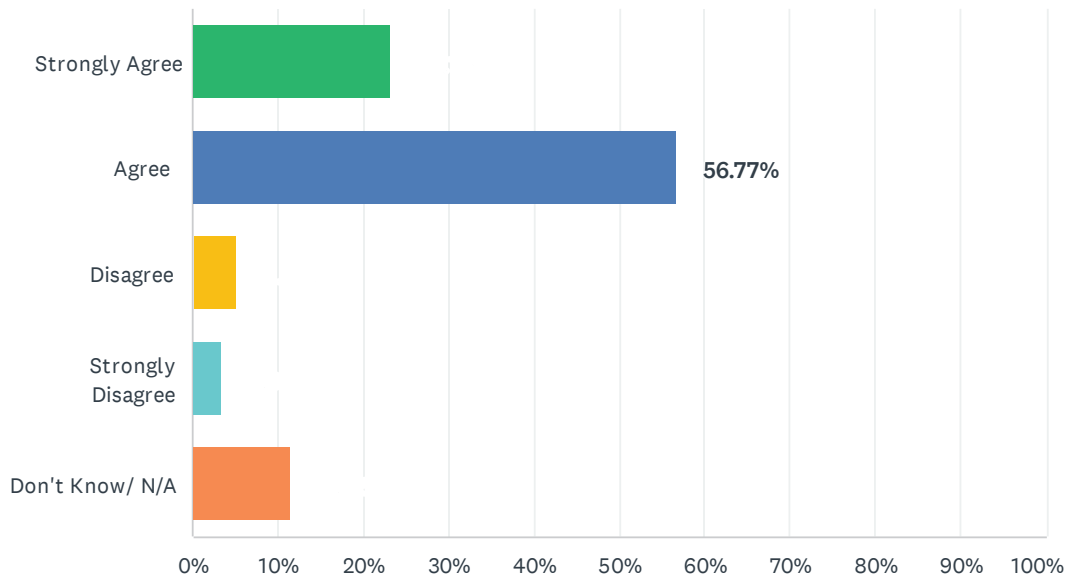
Answered: 385 Skipped: 58



ANSWER CHOICES	RESPONSES	
Strongly Agree	17.66%	68
Agree	50.13%	193
Disagree	15.32%	59
Strongly Disagree	4.42%	17
Don't Know/ N/A	12.47%	48
TOTAL		385

## Q26 I am proud to be a student at my school.

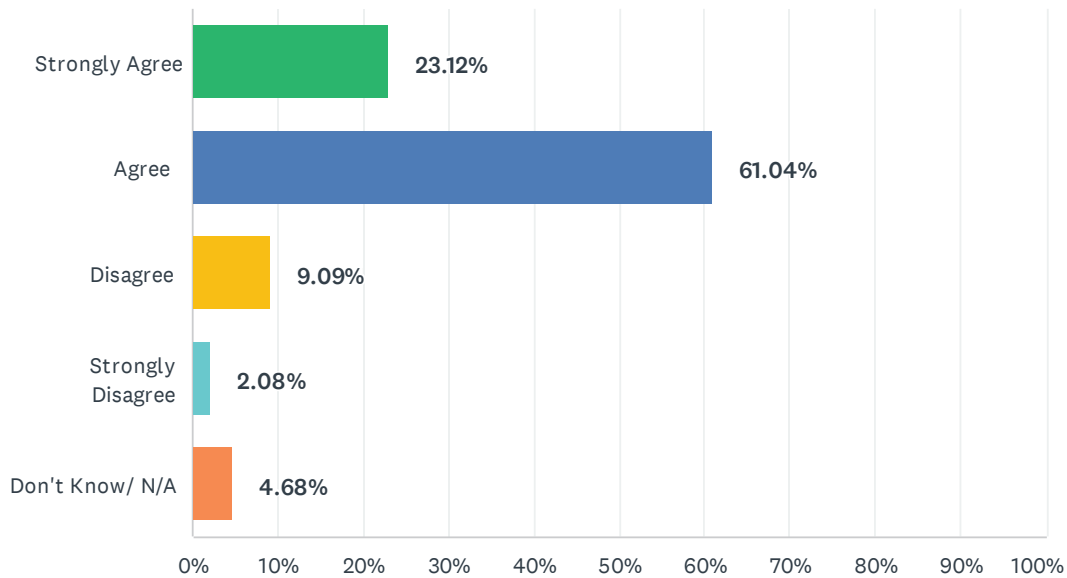
Answered: 384 Skipped: 59



ANSWER CHOICES	RESPONSES	
Strongly Agree	23.18%	89
Agree	56.77%	218
Disagree	5.21%	20
Strongly Disagree	3.39%	13
Don't Know/ N/A	11.46%	44
TOTAL		384

## Q27 I am provided opportunities to collaborate with other students.

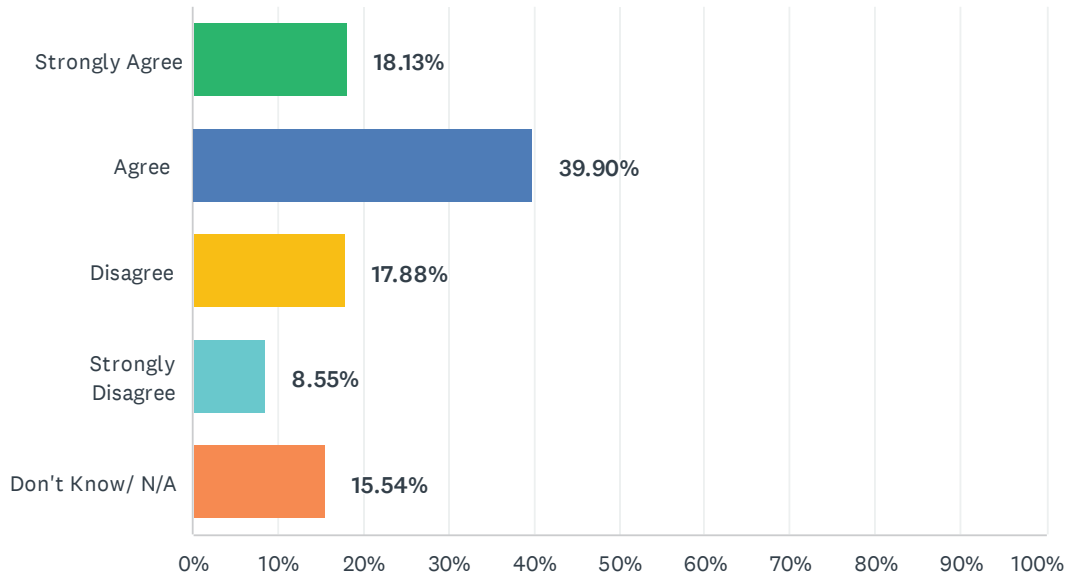
Answered: 385 Skipped: 58



ANSWER CHOICES	RESPONSES	
Strongly Agree	23.12%	89
Agree	61.04%	235
Disagree	9.09%	35
Strongly Disagree	2.08%	8
Don't Know/ N/A	4.68%	18
TOTAL		385

## Q28 A counselor at school has explored post-high school career and educational paths with me.

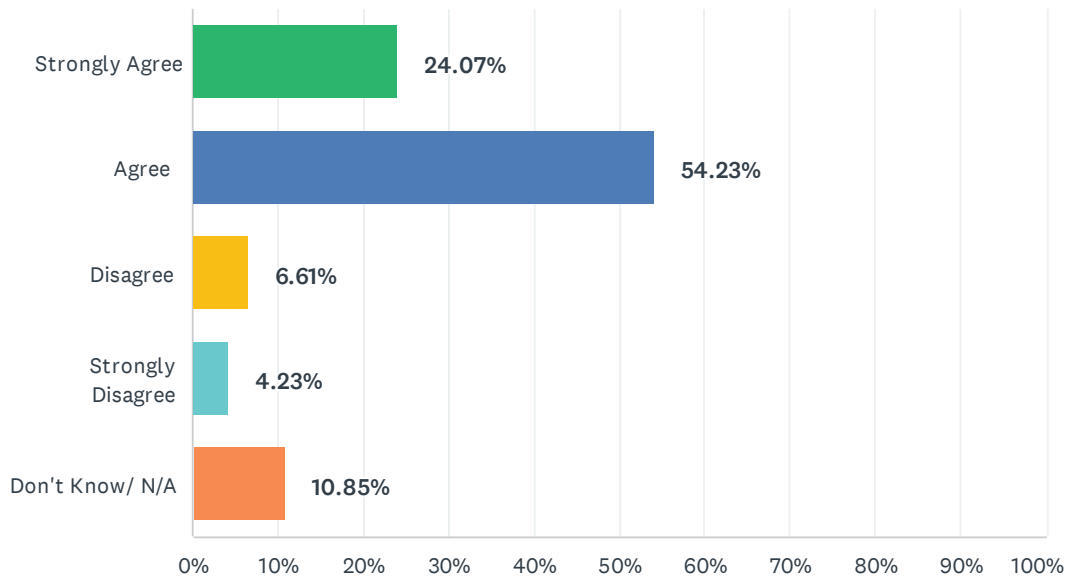
Answered: 386 Skipped: 57



ANSWER CHOICES	RESPONSES	
Strongly Agree	18.13%	70
Agree	39.90%	154
Disagree	17.88%	69
Strongly Disagree	8.55%	33
Don't Know/ N/A	15.54%	60
TOTAL		386

## Q29 I feel I belong at my school.

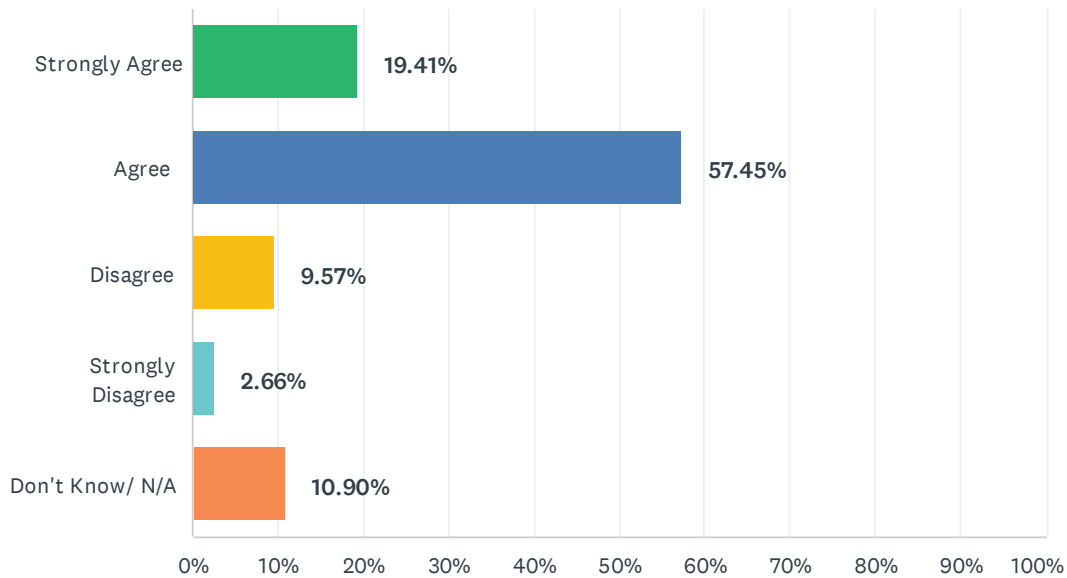
Answered: 378 Skipped: 65



ANSWER CHOICES	RESPONSES	
Strongly Agree	24.07%	91
Agree	54.23%	205
Disagree	6.61%	25
Strongly Disagree	4.23%	16
Don't Know/ N/A	10.85%	41
TOTAL		378

## Q30 I feel valued by teachers and staff.

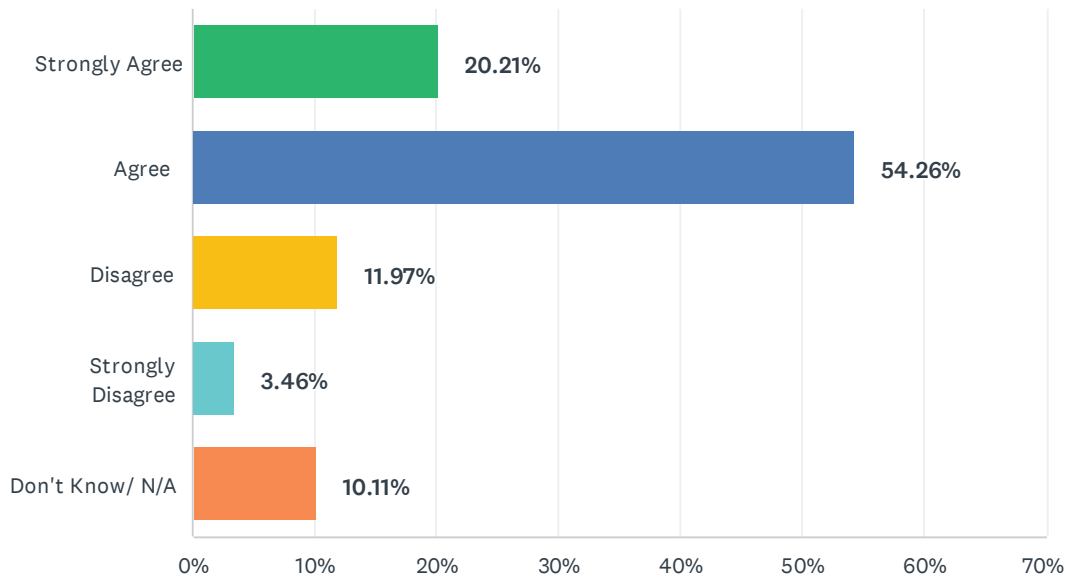
Answered: 376 Skipped: 67



ANSWER CHOICES	RESPONSES	
Strongly Agree	19.41%	73
Agree	57.45%	216
Disagree	9.57%	36
Strongly Disagree	2.66%	10
Don't Know/ N/A	10.90%	41
TOTAL		376

## Q31 My classes include different perspectives on important topics.

Answered: 376 Skipped: 67

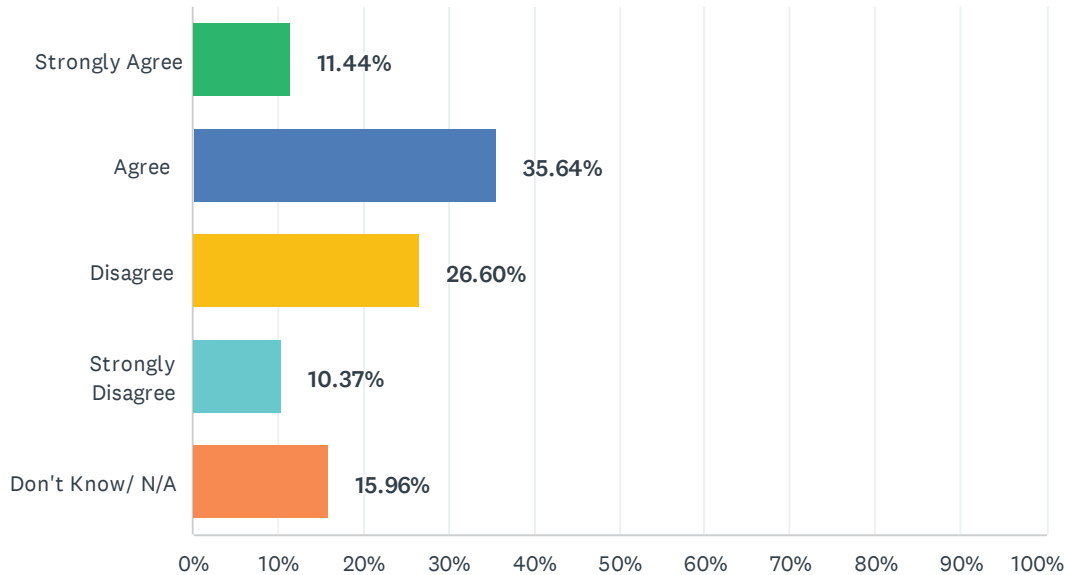


ANSWER CHOICES	RESPONSES	
Strongly Agree	20.21%	76
Agree	54.26%	204
Disagree	11.97%	45
Strongly Disagree	3.46%	13
Don't Know/ N/A	10.11%	38
TOTAL		376



## Q32 Most students report to an adult on campus when something is harmful or offensive.

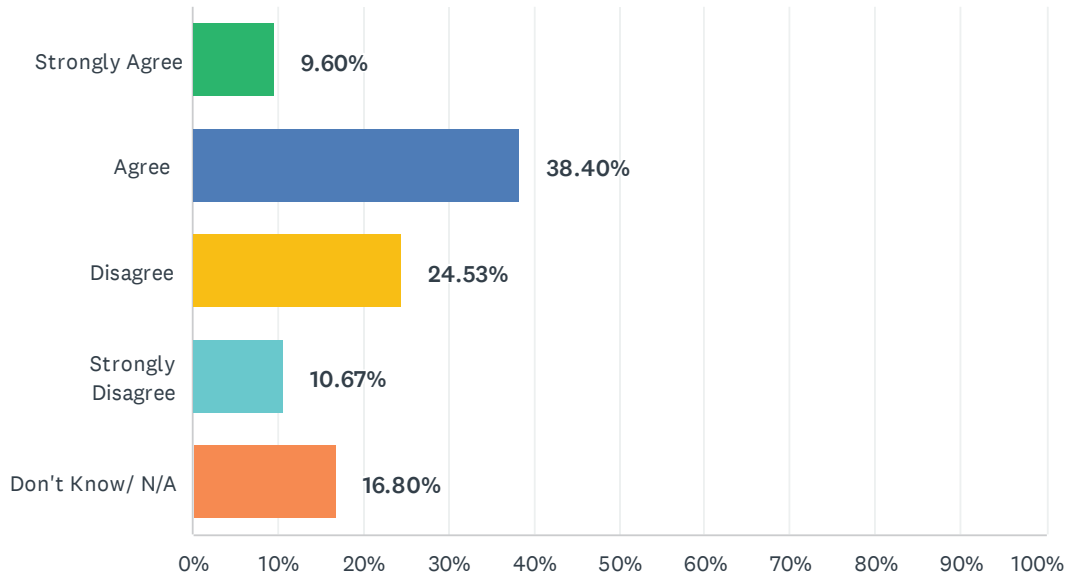
Answered: 376 Skipped: 67



ANSWER CHOICES	RESPONSES	
Strongly Agree	11.44%	43
Agree	35.64%	134
Disagree	26.60%	100
Strongly Disagree	10.37%	39
Don't Know/ N/A	15.96%	60
TOTAL		376

### Q33 Most students would say or do something to intervene when someone is being mistreated.

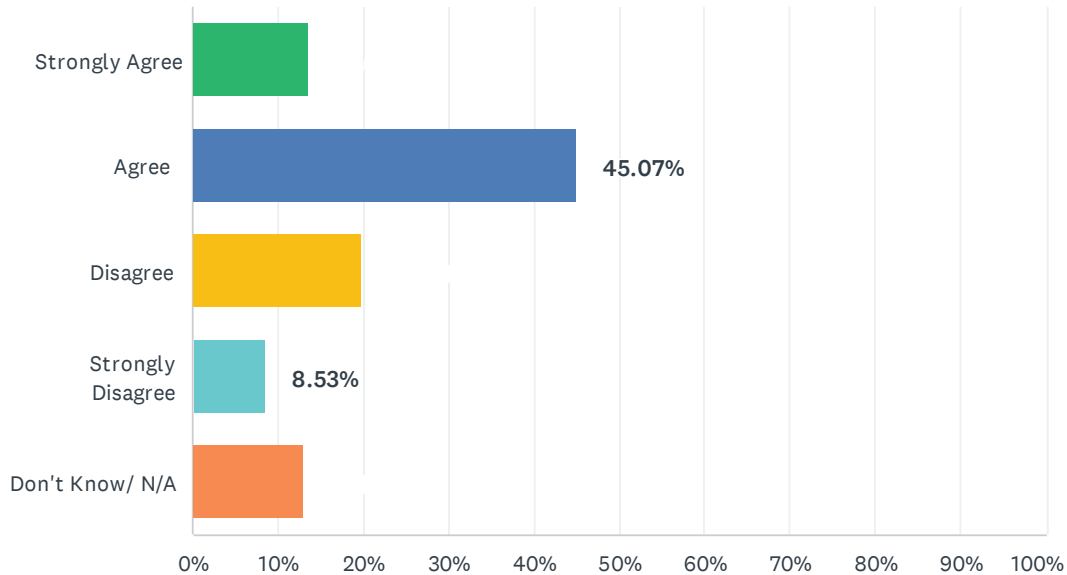
Answered: 375 Skipped: 68



ANSWER CHOICES	RESPONSES	
Strongly Agree	9.60%	36
Agree	38.40%	144
Disagree	24.53%	92
Strongly Disagree	10.67%	40
Don't Know/ N/A	16.80%	63
TOTAL		375

## Q34 Students are aware when a comment or action could be offensive to others.

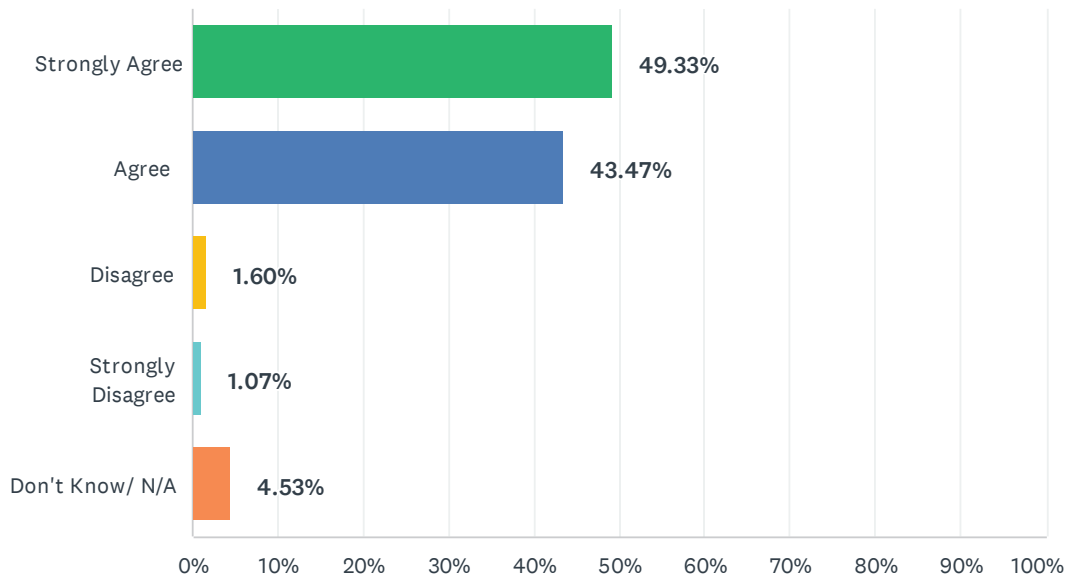
Answered: 375 Skipped: 68



ANSWER CHOICES	RESPONSES	
Strongly Agree	13.60%	51
Agree	45.07%	169
Disagree	19.73%	74
Strongly Disagree	8.53%	32
Don't Know/ N/A	13.07%	49
TOTAL		375

## Q35 I have a group of students with whom I connect.

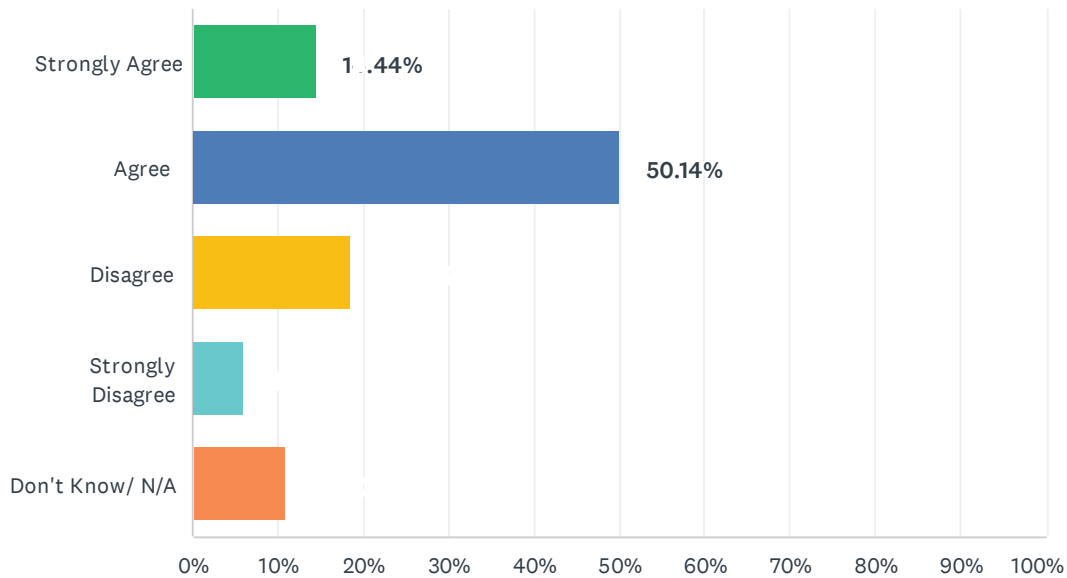
Answered: 375 Skipped: 68



ANSWER CHOICES	RESPONSES	
Strongly Agree	49.33%	185
Agree	43.47%	163
Disagree	1.60%	6
Strongly Disagree	1.07%	4
Don't Know/ N/A	4.53%	17
TOTAL		375

## Q36 Students treat each other with kindness and respect at school.

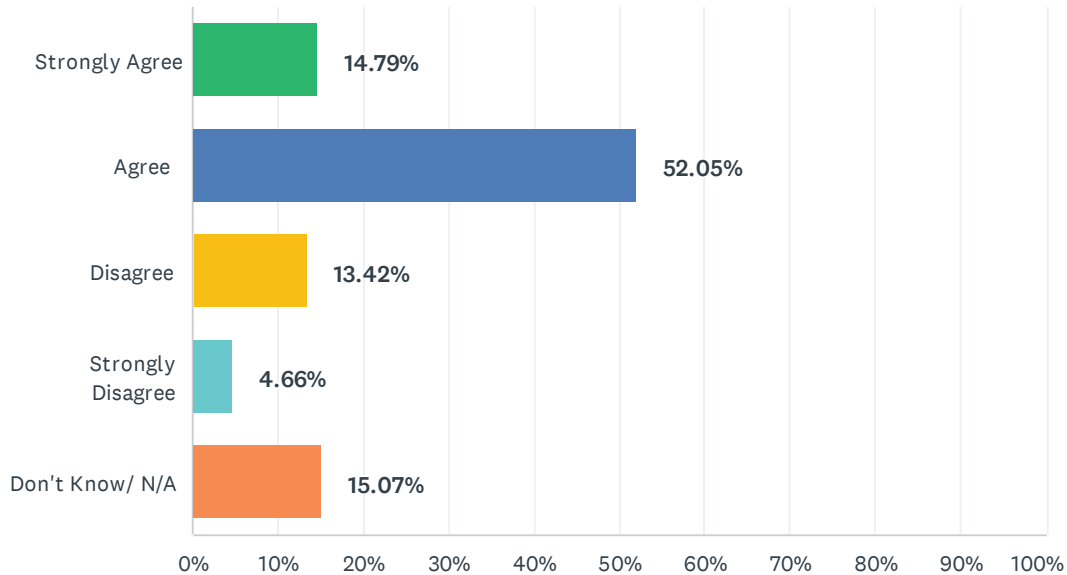
Answered: 367 Skipped: 76



ANSWER CHOICES	RESPONSES	
Strongly Agree	14.44%	53
Agree	50.14%	184
Disagree	18.53%	68
Strongly Disagree	5.99%	22
Don't Know/ N/A	10.90%	40
TOTAL		367

### Q37 When threatening behavior between students arises, the school staff intervene appropriately.

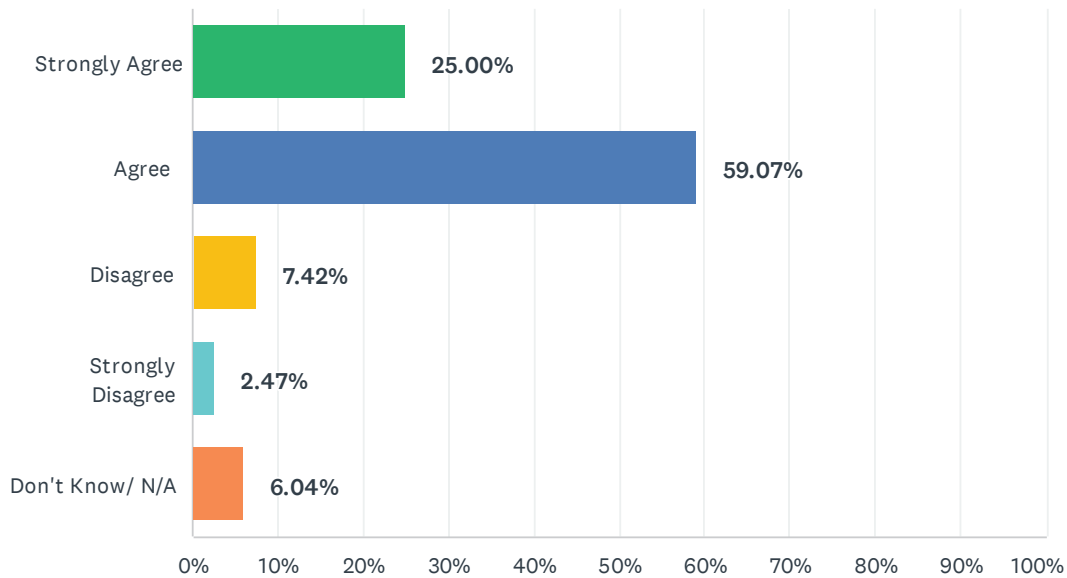
Answered: 365 Skipped: 78



ANSWER CHOICES	RESPONSES	
Strongly Agree	14.79%	54
Agree	52.05%	190
Disagree	13.42%	49
Strongly Disagree	4.66%	17
Don't Know/ N/A	15.07%	55
TOTAL		365

## Q38 I feel safe at school.

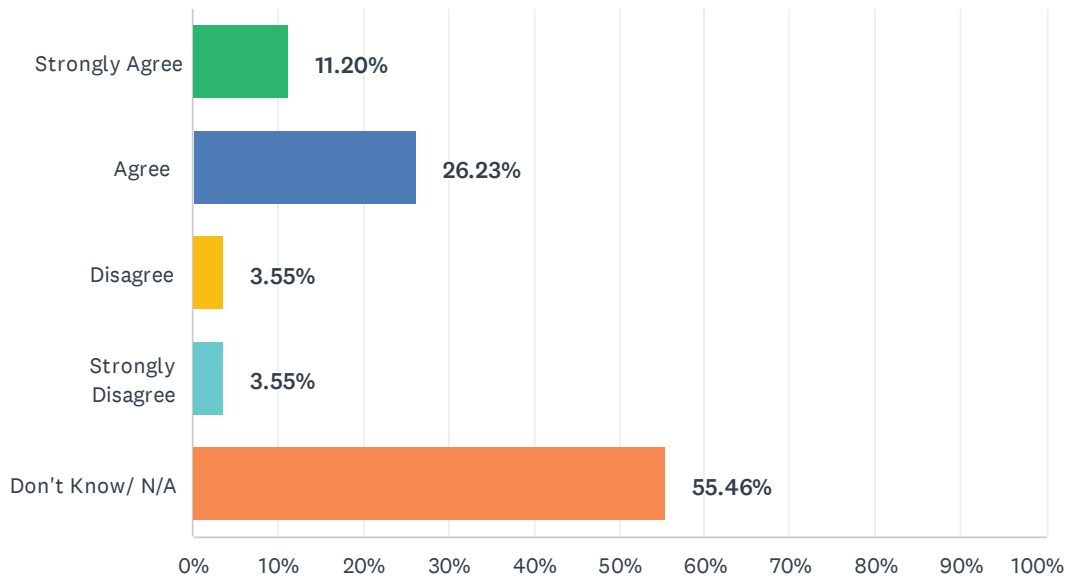
Answered: 364 Skipped: 79



ANSWER CHOICES	RESPONSES	
Strongly Agree	25.00%	91
Agree	59.07%	215
Disagree	7.42%	27
Strongly Disagree	2.47%	9
Don't Know/ N/A	6.04%	22
TOTAL		364

## Q39 I feel safe when I am on my school bus.

Answered: 366 Skipped: 77

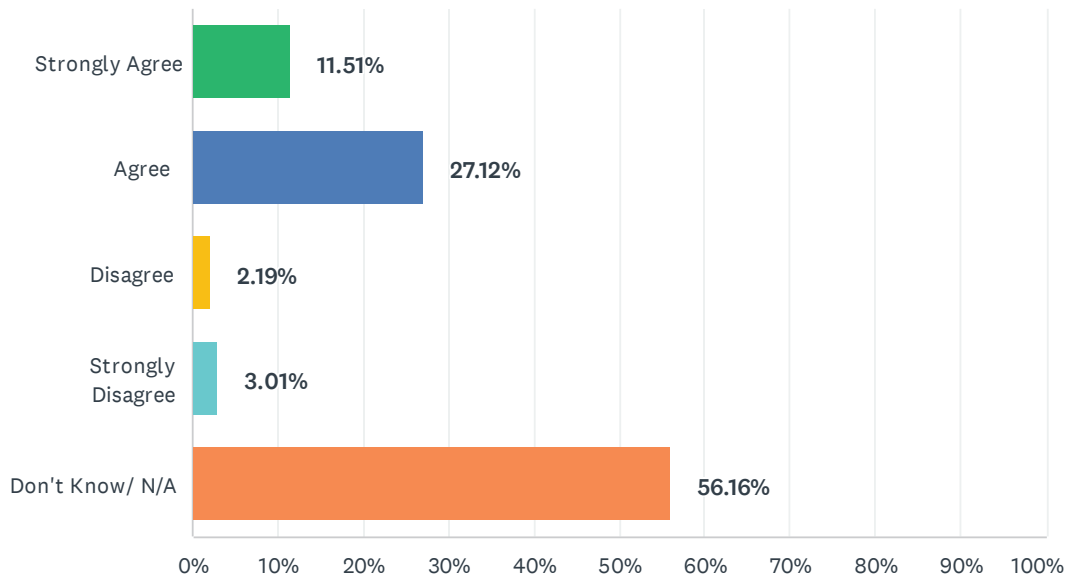


ANSWER CHOICES	RESPONSES	
Strongly Agree	11.20%	41
Agree	26.23%	96
Disagree	3.55%	13
Strongly Disagree	3.55%	13
Don't Know/ N/A	55.46%	203
TOTAL		366



## Q40 I feel safe while waiting at the school bus stop.

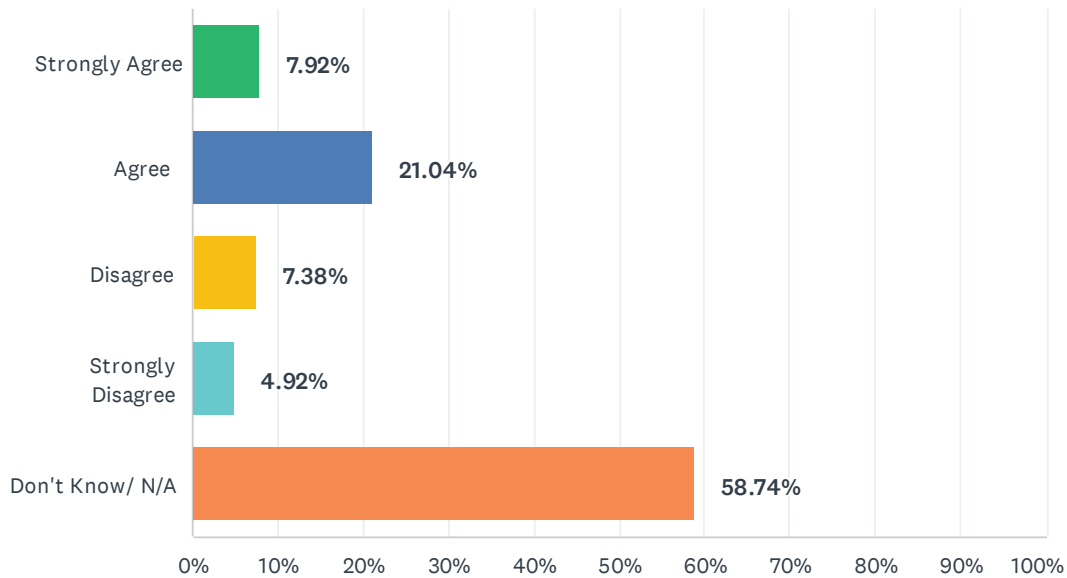
Answered: 365 Skipped: 78



ANSWER CHOICES	RESPONSES	
Strongly Agree	11.51%	42
Agree	27.12%	99
Disagree	2.19%	8
Strongly Disagree	3.01%	11
Don't Know/ N/A	56.16%	205
TOTAL		365

## Q41 Students are kind and respectful on the bus.

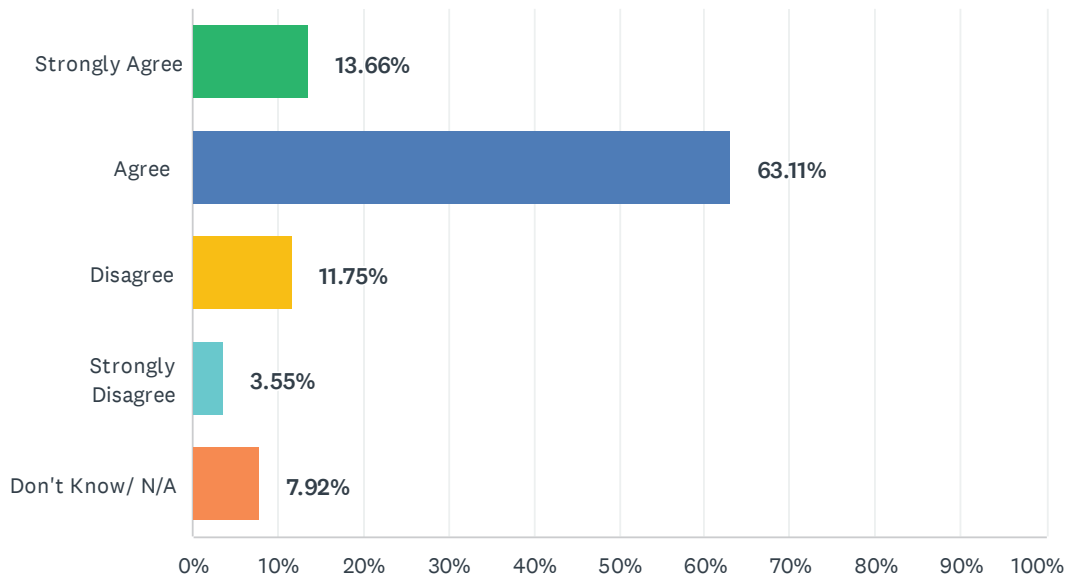
Answered: 366   Skipped: 77



ANSWER CHOICES	RESPONSES	
Strongly Agree	7.92%	29
Agree	21.04%	77
Disagree	7.38%	27
Strongly Disagree	4.92%	18
Don't Know/ N/A	58.74%	215
<b>TOTAL</b>		<b>366</b>

## Q42 Students respect teachers at this school.

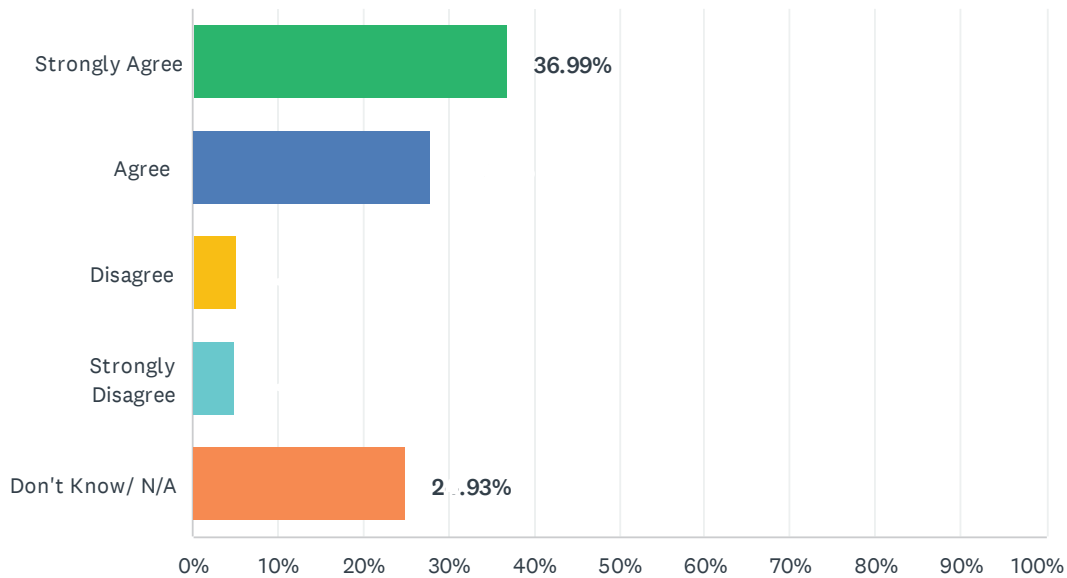
Answered: 366 Skipped: 77



ANSWER CHOICES	RESPONSES	
Strongly Agree	13.66%	50
Agree	63.11%	231
Disagree	11.75%	43
Strongly Disagree	3.55%	13
Don't Know/ N/A	7.92%	29
TOTAL		366

## Q43 Students do not use alcohol and drugs at school.

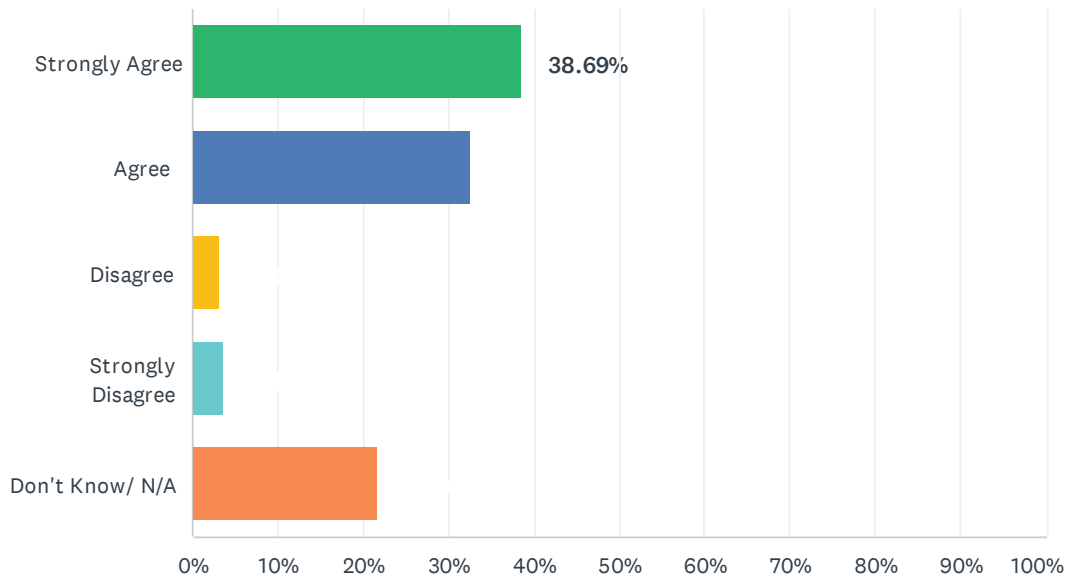
Answered: 365 Skipped: 78



ANSWER CHOICES	RESPONSES	
Strongly Agree	36.99%	135
Agree	27.95%	102
Disagree	5.21%	19
Strongly Disagree	4.93%	18
Don't Know/ N/A	24.93%	91
TOTAL		365

## Q44 Students do not bring weapons to campus.

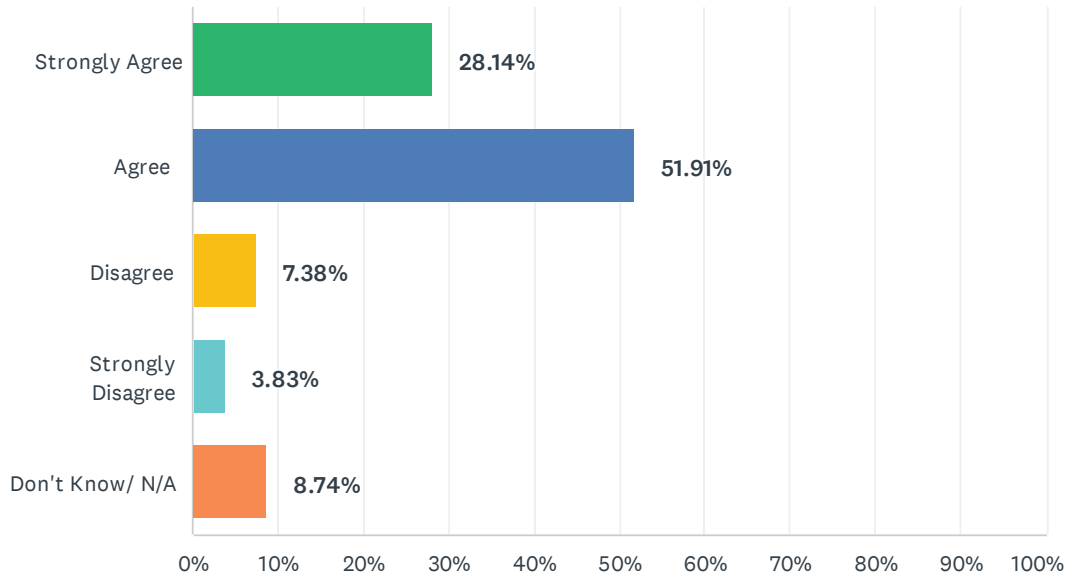
Answered: 367 Skipped: 76



ANSWER CHOICES	RESPONSES	
Strongly Agree	38.69%	142
Agree	32.70%	120
Disagree	3.27%	12
Strongly Disagree	3.54%	13
Don't Know/ N/A	21.80%	80
TOTAL		367

## Q45 The school's safety protocols and emergency plans are effective and appropriate.

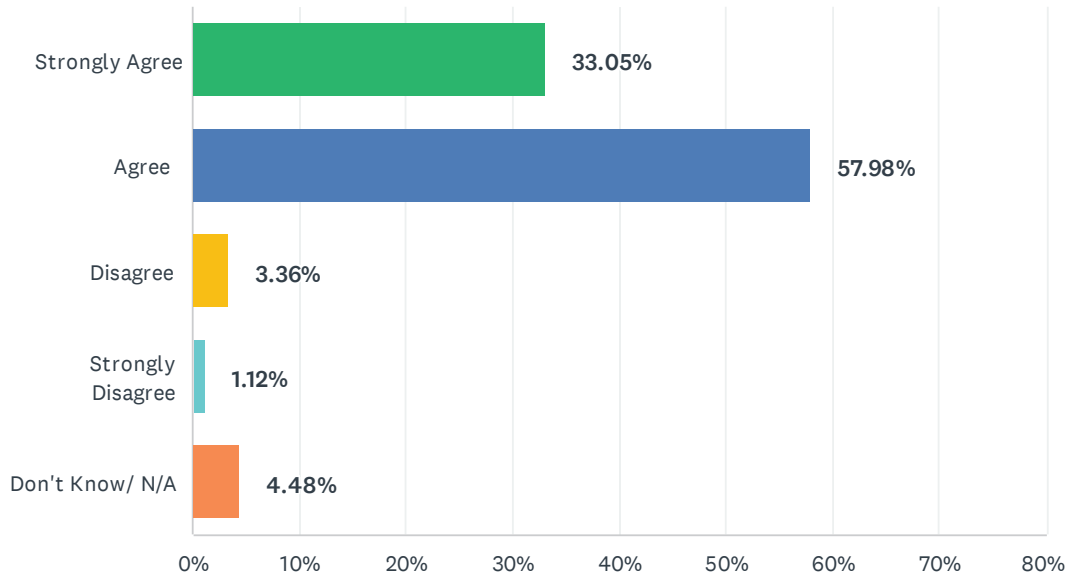
Answered: 366 Skipped: 77



ANSWER CHOICES	RESPONSES	
Strongly Agree	28.14%	103
Agree	51.91%	190
Disagree	7.38%	27
Strongly Disagree	3.83%	14
Don't Know/ N/A	8.74%	32
TOTAL		366

## Q46 I have the instructional materials, resources and technology I need for my classes.

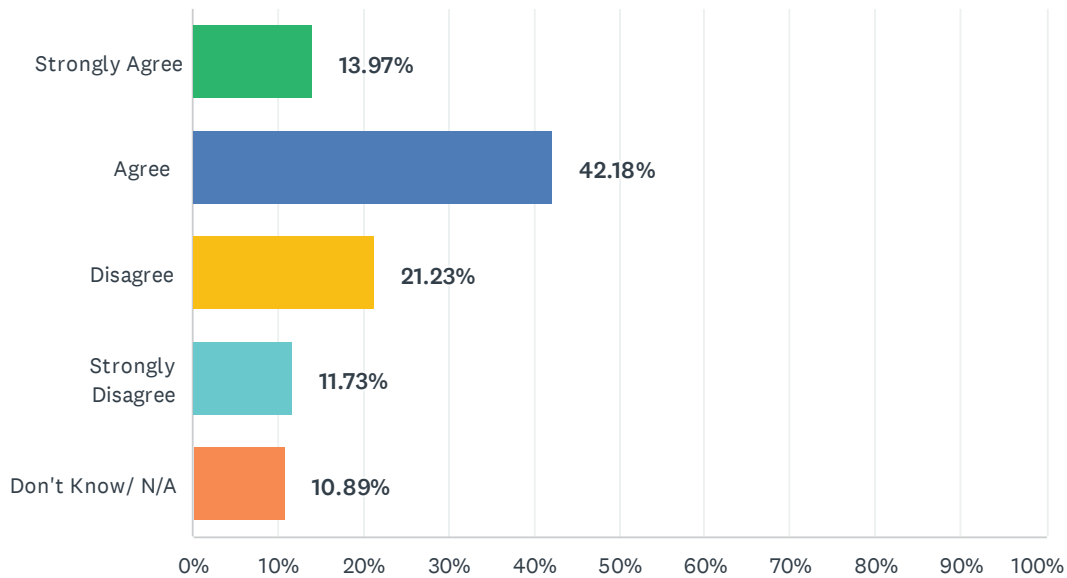
Answered: 357 Skipped: 86



ANSWER CHOICES	RESPONSES	
Strongly Agree	33.05%	118
Agree	57.98%	207
Disagree	3.36%	12
Strongly Disagree	1.12%	4
Don't Know/ N/A	4.48%	16
TOTAL		357

## Q47 Healthy food is served at this school.

Answered: 358   Skipped: 85

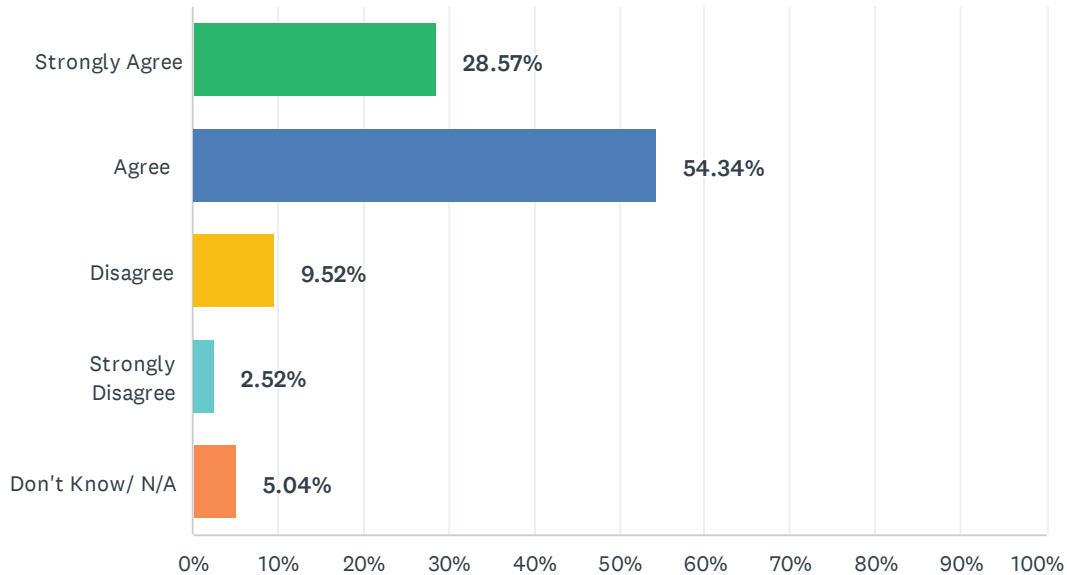


ANSWER CHOICES	RESPONSES	
Strongly Agree	13.97%	50
Agree	42.18%	151
Disagree	21.23%	76
Strongly Disagree	11.73%	42
Don't Know/ N/A	10.89%	39
TOTAL		358



## Q48 My school is clean and well-maintained (air conditioning and heat work, adequate lighting, grounds kept in order, etc.).

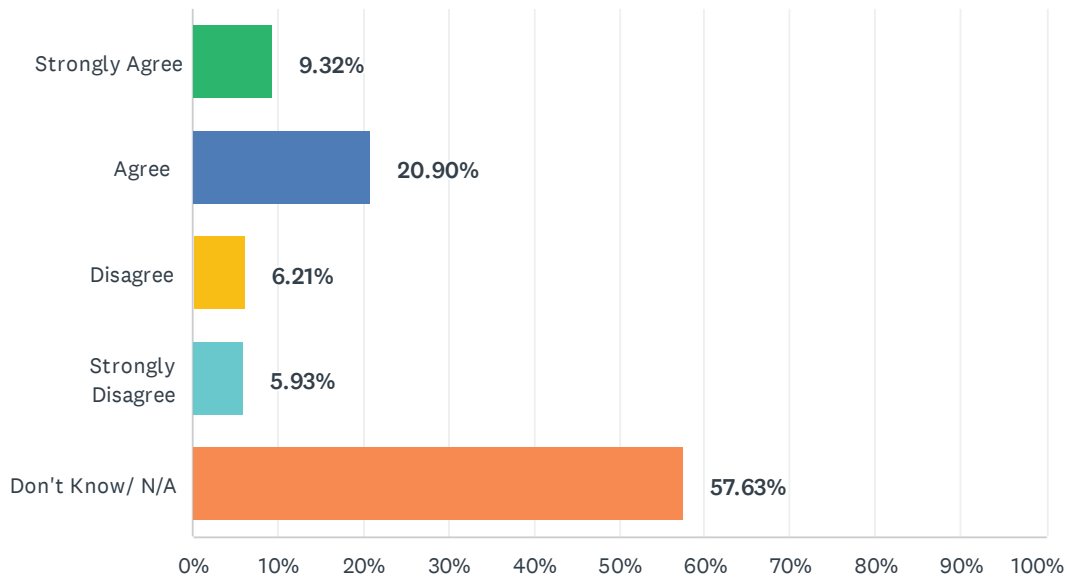
Answered: 357 Skipped: 86



ANSWER CHOICES	RESPONSES	
Strongly Agree	28.57%	102
Agree	54.34%	194
Disagree	9.52%	34
Strongly Disagree	2.52%	9
Don't Know/ N/A	5.04%	18
TOTAL		357

## Q49 My school bus is on time most days.

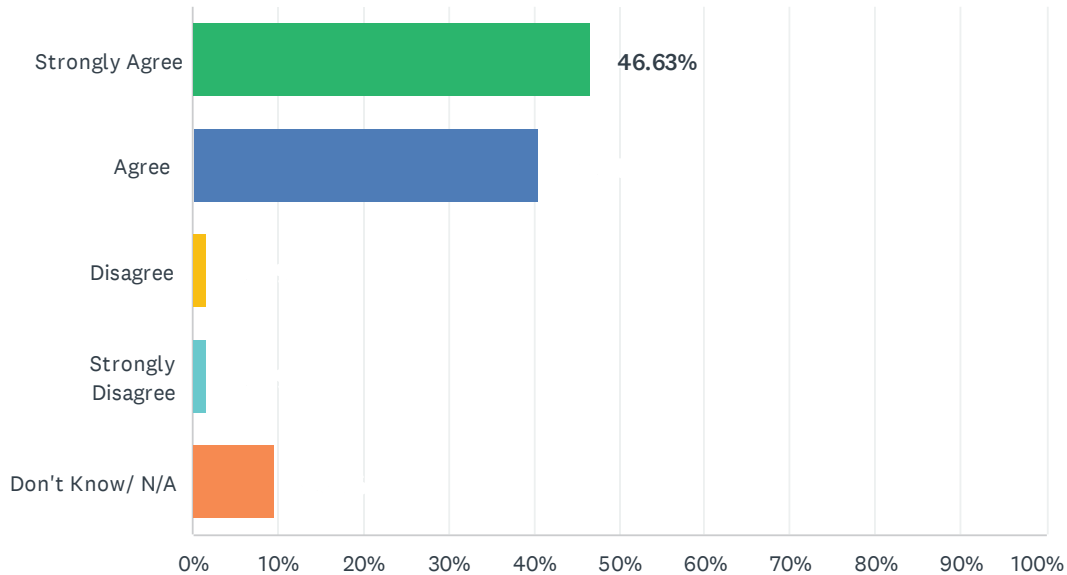
Answered: 354 Skipped: 89



ANSWER CHOICES	RESPONSES	
Strongly Agree	9.32%	33
Agree	20.90%	74
Disagree	6.21%	22
Strongly Disagree	5.93%	21
Don't Know/ N/A	57.63%	204
TOTAL		354

## Q50 The school librarian assists in finding resources and reading materials.

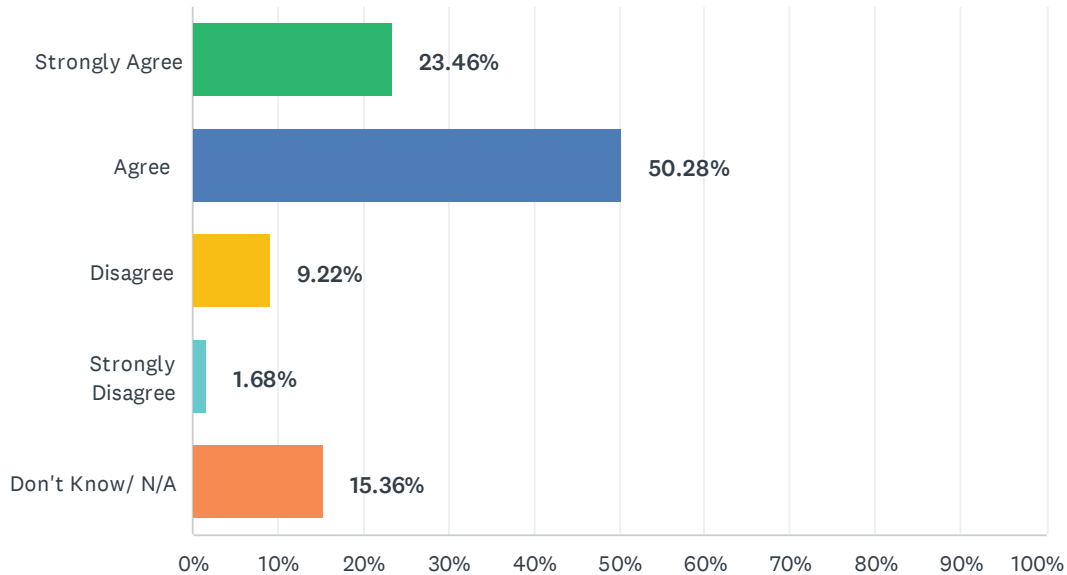
Answered: 356 Skipped: 87



ANSWER CHOICES	RESPONSES	
Strongly Agree	46.63%	166
Agree	40.45%	144
Disagree	1.69%	6
Strongly Disagree	1.69%	6
Don't Know/ N/A	9.55%	34
TOTAL		356

## Q51 My school counselors are available to help me with issues that arise at school.

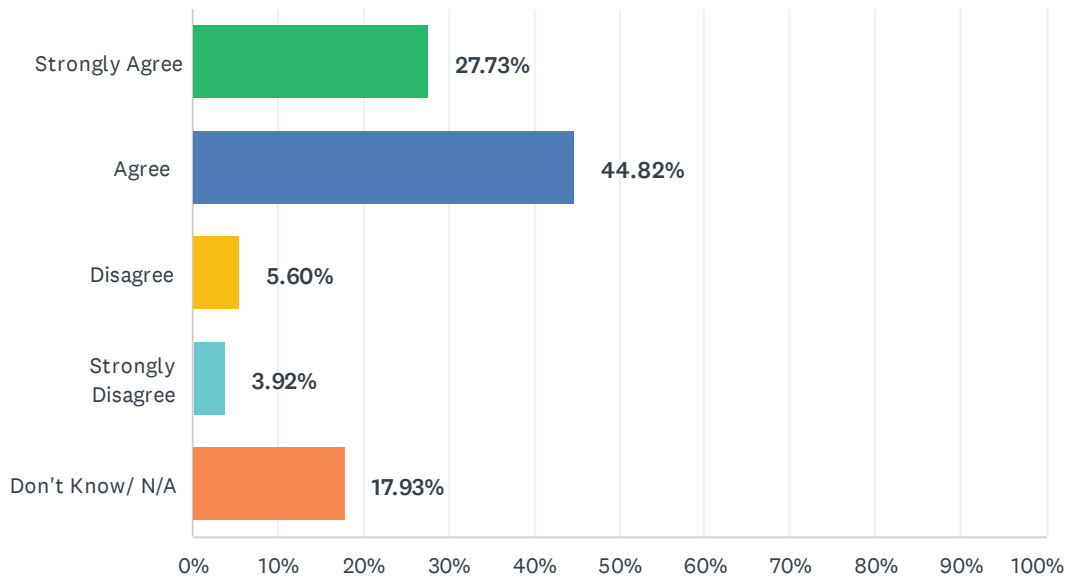
Answered: 358 Skipped: 85



ANSWER CHOICES	RESPONSES	
Strongly Agree	23.46%	84
Agree	50.28%	180
Disagree	9.22%	33
Strongly Disagree	1.68%	6
Don't Know/ N/A	15.36%	55
TOTAL		358

## Q52 The school nurse attends to student health issues at school.

Answered: 357 Skipped: 86



ANSWER CHOICES	RESPONSES	
Strongly Agree	27.73%	99
Agree	44.82%	160
Disagree	5.60%	20
Strongly Disagree	3.92%	14
Don't Know/ N/A	17.93%	64
TOTAL		357

## Q53 I feel I am safe because of the security team at WHS.

Answered: 0   Skipped: 443

 No matching responses.

ANSWER CHOICES	RESPONSES	
Strongly Agree	0.00%	0
Agree	0.00%	0
Disagree	0.00%	0
Strongly Disagree	0.00%	0
Don't Know/ N/A	0.00%	0
TOTAL		0

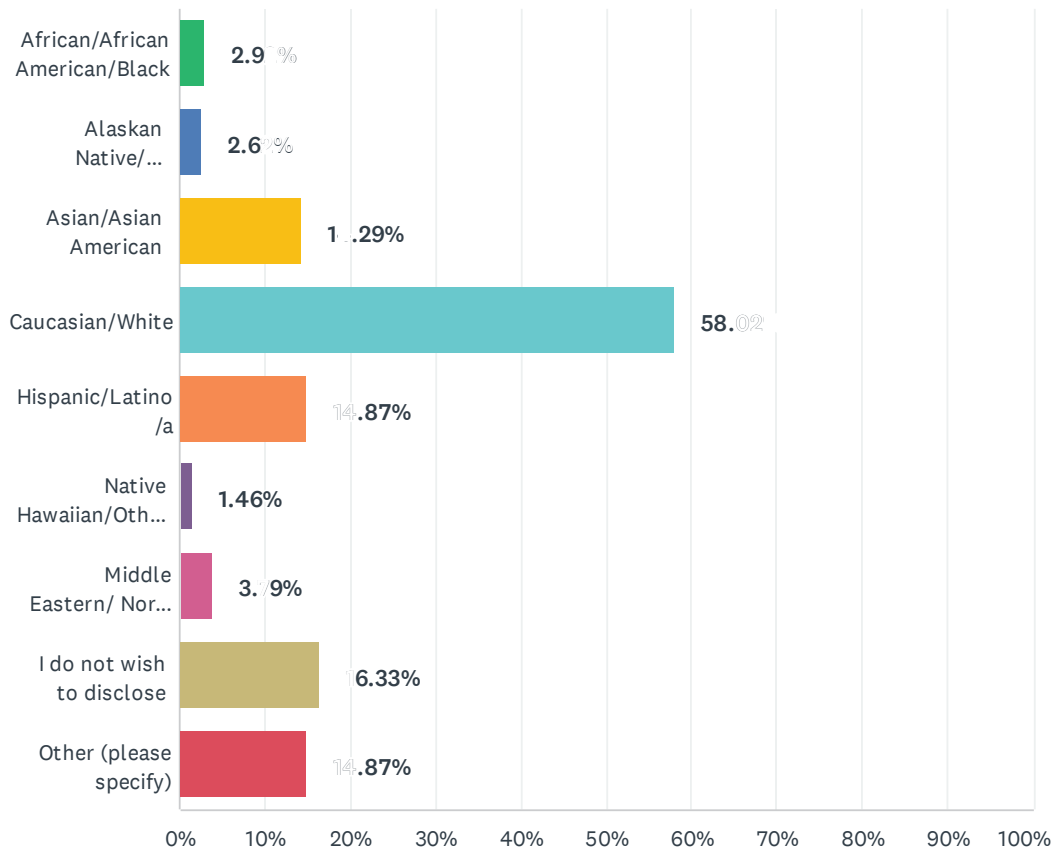
Q54 Is there anything else you would like to tell us about your experiences this school year?

Answered: 291   Skipped: 152

*Due to the personal and identifiable information the open-ended survey comments contain, we will not share them publicly. Instead, we are sharing the predetermined responses that provide quantifiable data that allows for easier analysis and comparison.*

## Q55 What is your race/ethnicity? (Check all that apply.)

Answered: 343 Skipped: 100

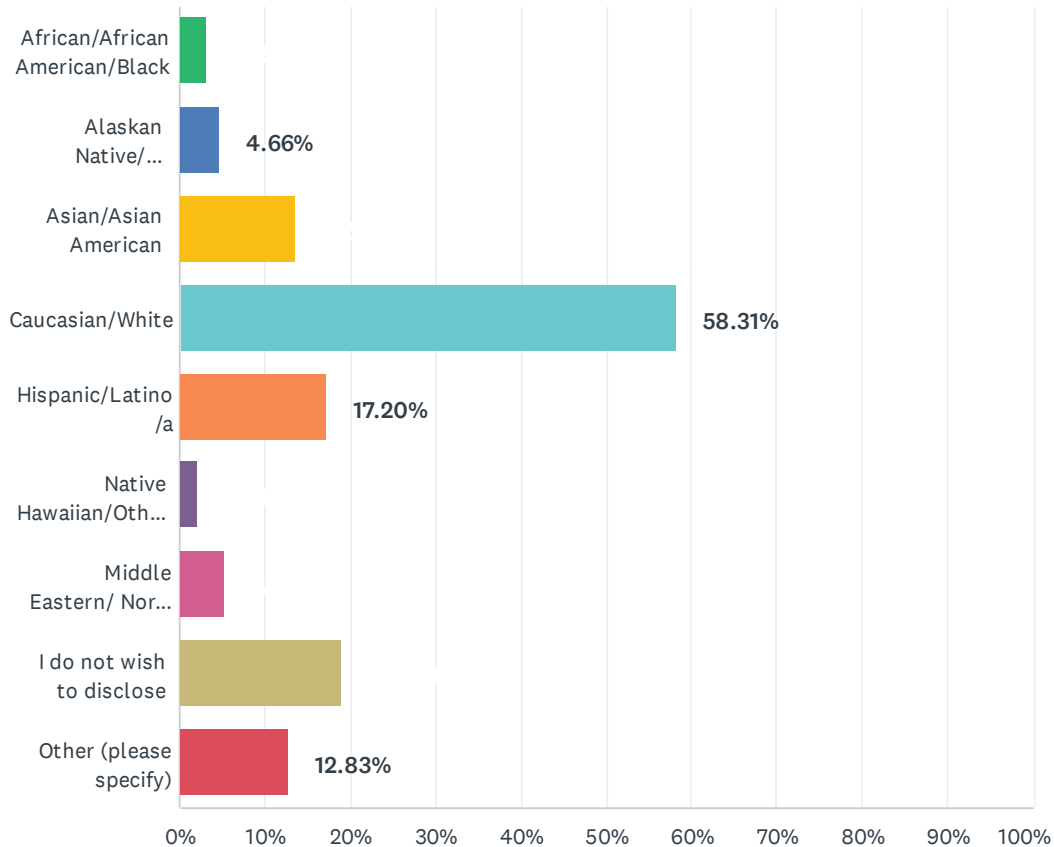


ANSWER CHOICES	RESPONSES	
African/African American/Black	2.92%	10
Alaskan Native/ Indigenous/ Native American	2.62%	9
Asian/Asian American	14.29%	49
Caucasian/White	58.02%	199
Hispanic/Latino/a	14.87%	51
Native Hawaiian/Other Pacific Islander	1.46%	5
Middle Eastern/ North African	3.79%	13
I do not wish to disclose	16.33%	56
Other (please specify)	14.87%	51
Total Respondents: 343		



## Q56 What racial/ ethnic groups are represented in your immediate family? (Check all that apply.)

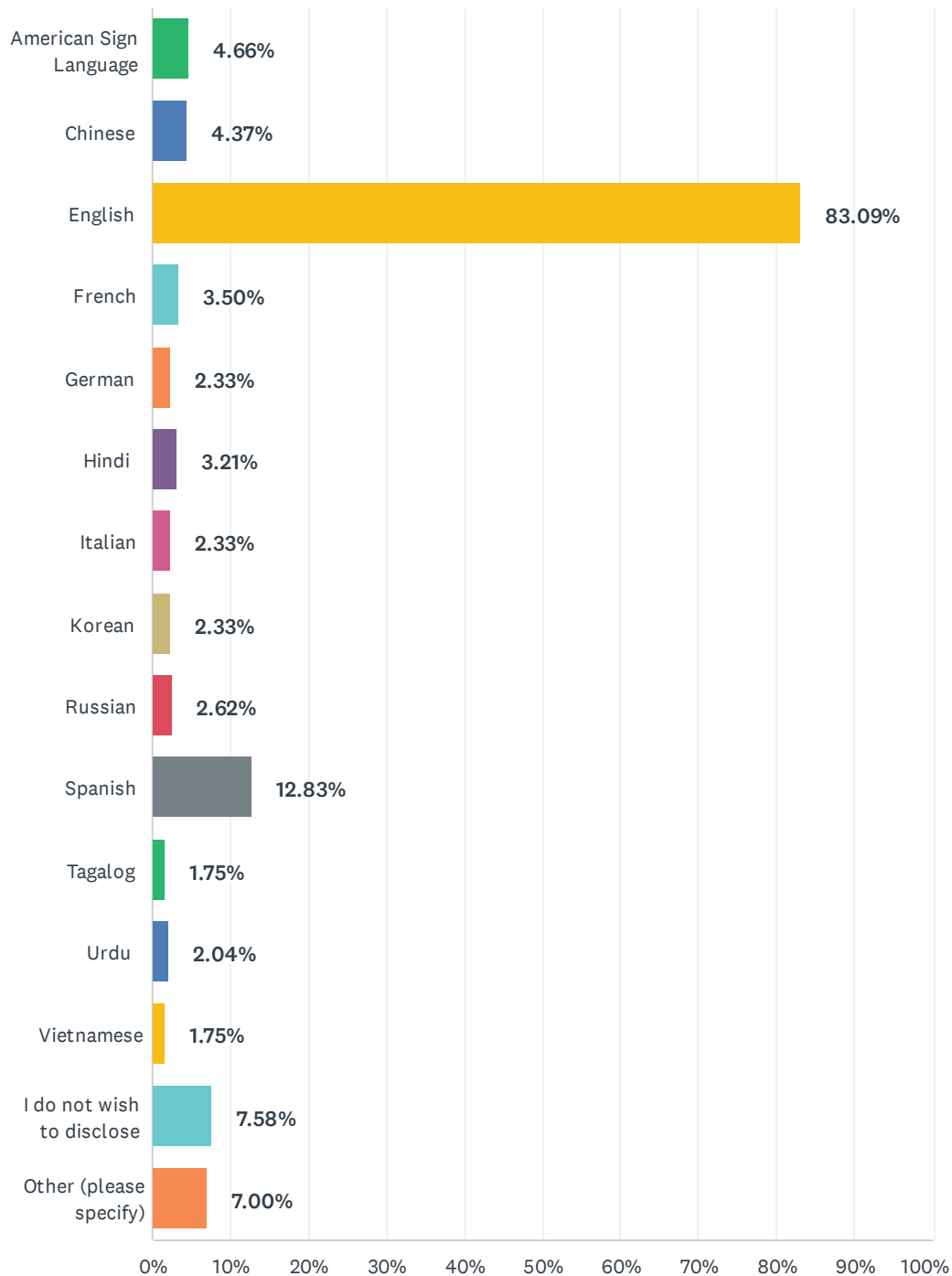
Answered: 343 Skipped: 100



ANSWER CHOICES	RESPONSES	
African/African American/Black	3.21%	11
Alaskan Native/ Indigenous/ Native American	4.66%	16
Asian/Asian American	13.70%	47
Caucasian/White	58.31%	200
Hispanic/Latino/a	17.20%	59
Native Hawaiian/Other Pacific Islander	2.04%	7
Middle Eastern/ North African	5.25%	18
I do not wish to disclose	18.95%	65
Other (please specify)	12.83%	44
Total Respondents: 343		

## Q57 What is the primary language spoken in your home?

Answered: 343 Skipped: 100

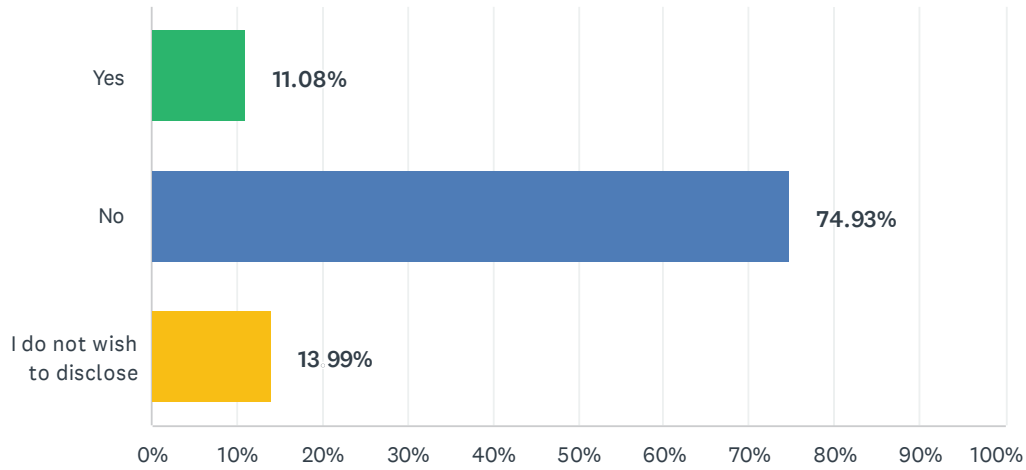


## Student Climate Survey 2022

ANSWER CHOICES	RESPONSES	
American Sign Language	4.66%	16
Chinese	4.37%	15
English	83.09%	285
French	3.50%	12
German	2.33%	8
Hindi	3.21%	11
Italian	2.33%	8
Korean	2.33%	8
Russian	2.62%	9
Spanish	12.83%	44
Tagalog	1.75%	6
Urdu	2.04%	7
Vietnamese	1.75%	6
I do not wish to disclose	7.58%	26
Other (please specify)	7.00%	24
Total Respondents: 343		

## Q58 Do you identify as a member of the LGBTQ community?

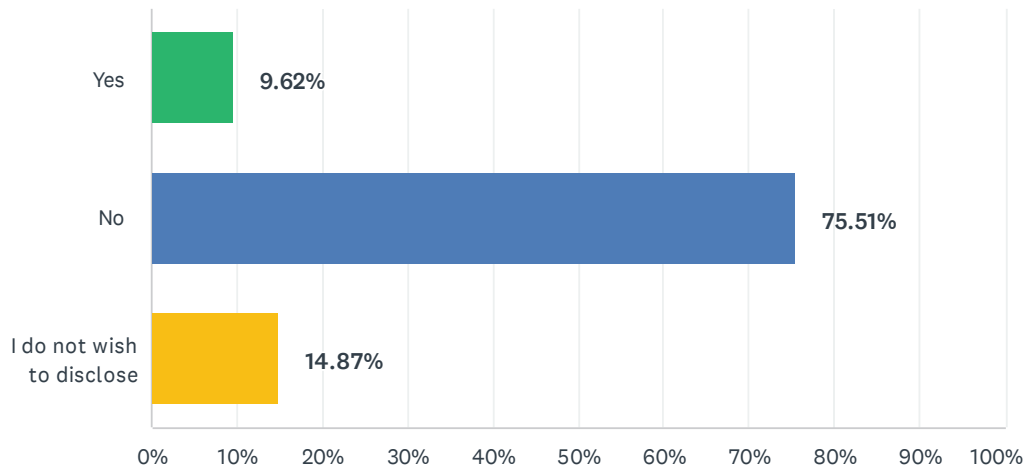
Answered: 343   Skipped: 100



ANSWER CHOICES	RESPONSES	
Yes	11.08%	38
No	74.93%	257
I do not wish to disclose	13.99%	48
TOTAL		343

## Q59 Does a member of your immediate family identify as LGBTQ?

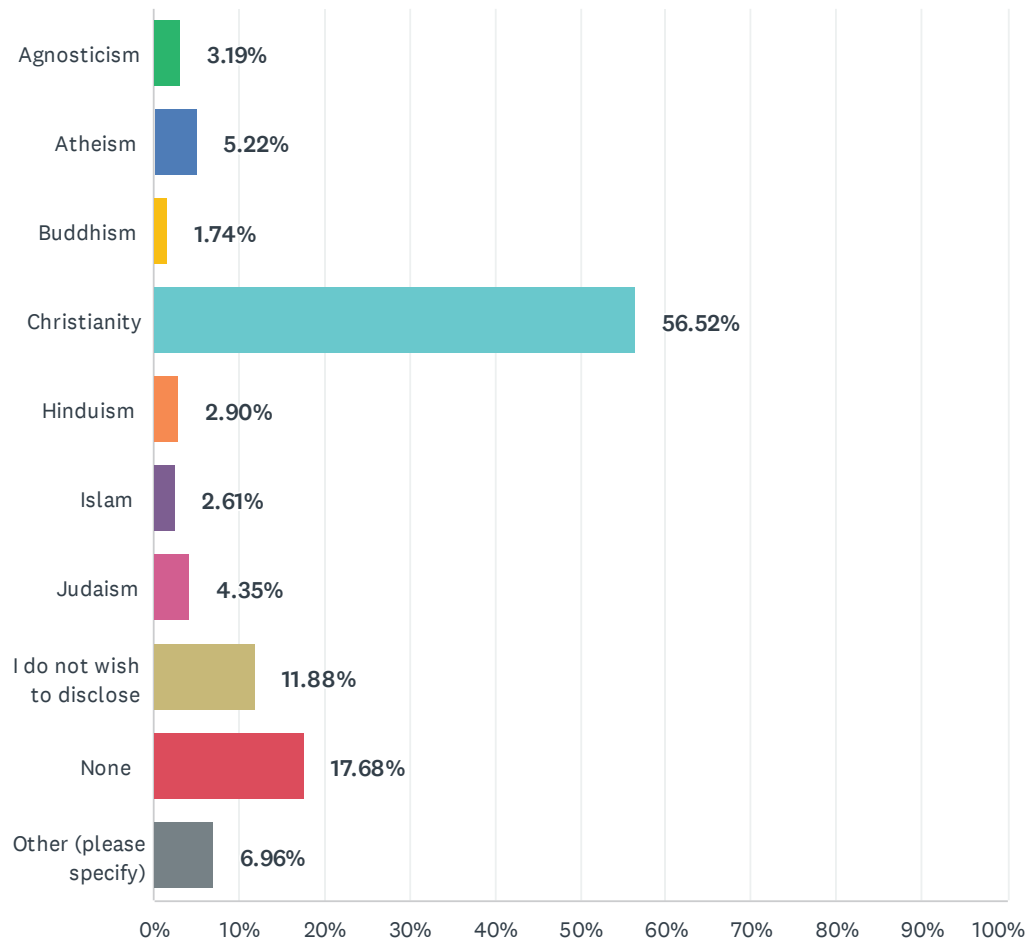
Answered: 343 Skipped: 100



ANSWER CHOICES	RESPONSES	
Yes	9.62%	33
No	75.51%	259
I do not wish to disclose	14.87%	51
TOTAL		343

## Q60 What is your religious affiliation?

Answered: 345 Skipped: 98

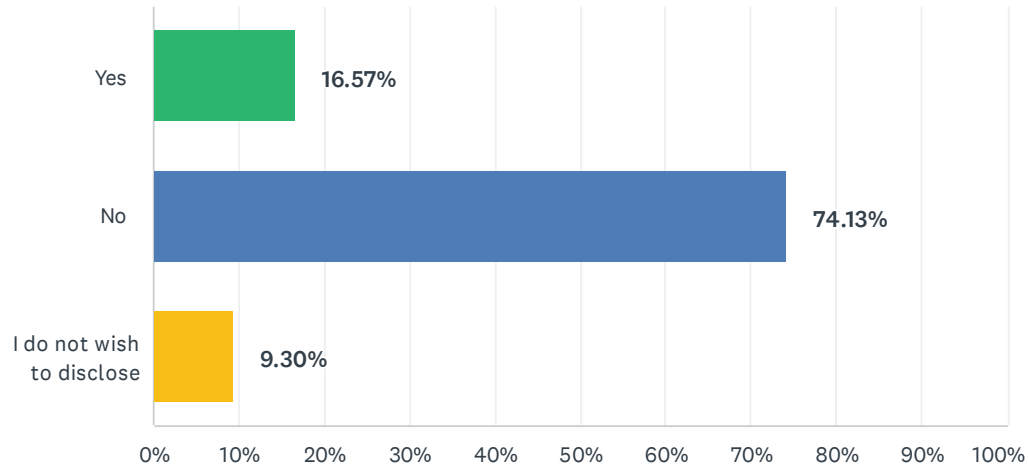


## Student Climate Survey 2022

ANSWER CHOICES	RESPONSES	
Agnosticism	3.19%	11
Atheism	5.22%	18
Buddhism	1.74%	6
Christianity	56.52%	195
Hinduism	2.90%	10
Islam	2.61%	9
Judaism	4.35%	15
I do not wish to disclose	11.88%	41
None	17.68%	61
Other (please specify)	6.96%	24
Total Respondents: 345		

## Q61 Do you identify as a person with a disability (learning disability, physical disability, etc.)?

Answered: 344 Skipped: 99



ANSWER CHOICES	RESPONSES	
Yes	16.57%	57
No	74.13%	255
I do not wish to disclose	9.30%	32
TOTAL		344