



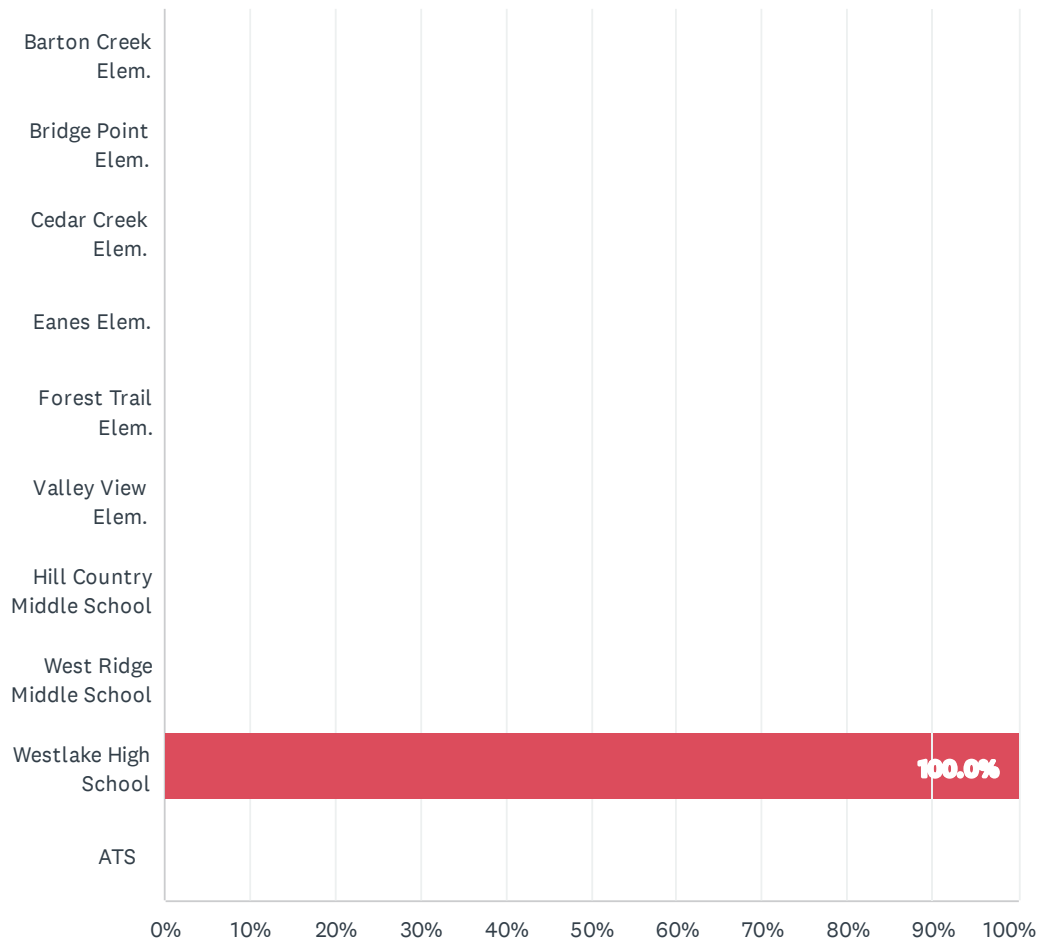
WESTLAKE
HIGH SCHOOL

Parent Climate Survey November 2022

570 Total Responses

Q1 What school does your child attend?

Answered: 570 Skipped: 0

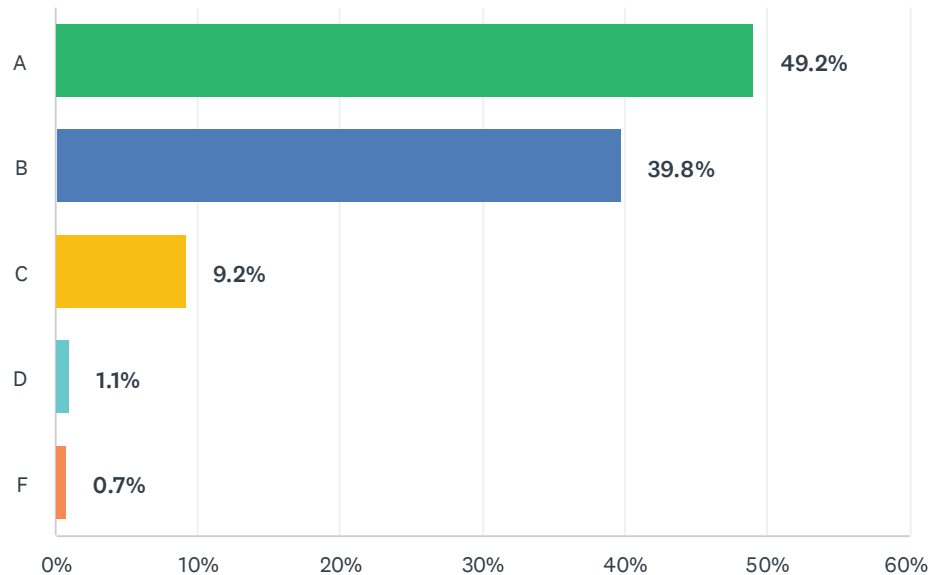


Parent Climate Survey 2022

ANSWER CHOICES	RESPONSES	
Barton Creek Elem.	0.0%	0
Bridge Point Elem.	0.0%	0
Cedar Creek Elem.	0.0%	0
Eanes Elem.	0.0%	0
Forest Trail Elem.	0.0%	0
Valley View Elem.	0.0%	0
Hill Country Middle School	0.0%	0
West Ridge Middle School	0.0%	0
Westlake High School	100.0%	570
ATS	0.0%	0
TOTAL		570

Q2 What grade would you give {{ Q1 }} for how well it is educating your child? Please tell us what rating you would give the quality of your child's school. On this scale, "A" represents outstanding, "C" is average and "F" is failing.

Answered: 553 Skipped: 17



ANSWER CHOICES	RESPONSES	
A	49.2%	272
B	39.8%	220
C	9.2%	51
D	1.1%	6
F	0.7%	4
TOTAL		553

Q3 What are we doing well?

Answered: 185 Skipped: 385

Due to the personal and identifiable information the open-ended survey comments contain, we will not share them publicly. Instead, we are sharing the predetermined responses that provide quantifiable data that allows for easier analysis and comparison.

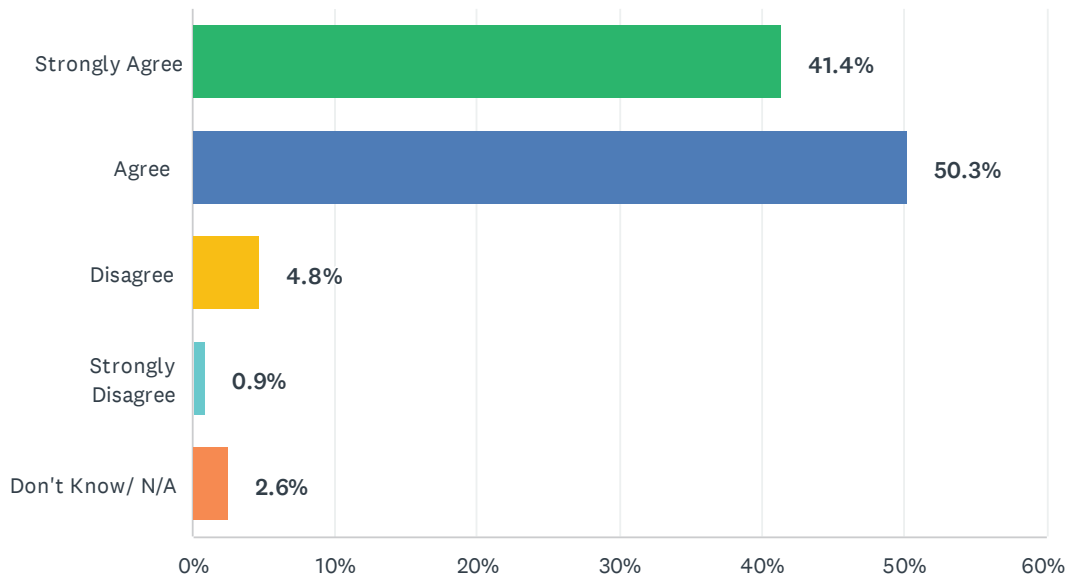
Q4 What we can do to improve?

Answered: 197 Skipped: 373

Due to the personal and identifiable information the open-ended survey comments contain, we will not share them publicly. Instead, we are sharing the predetermined responses that provide quantifiable data that allows for easier analysis and comparison.

Q5 My child is being prepared to do well in the next grade level.

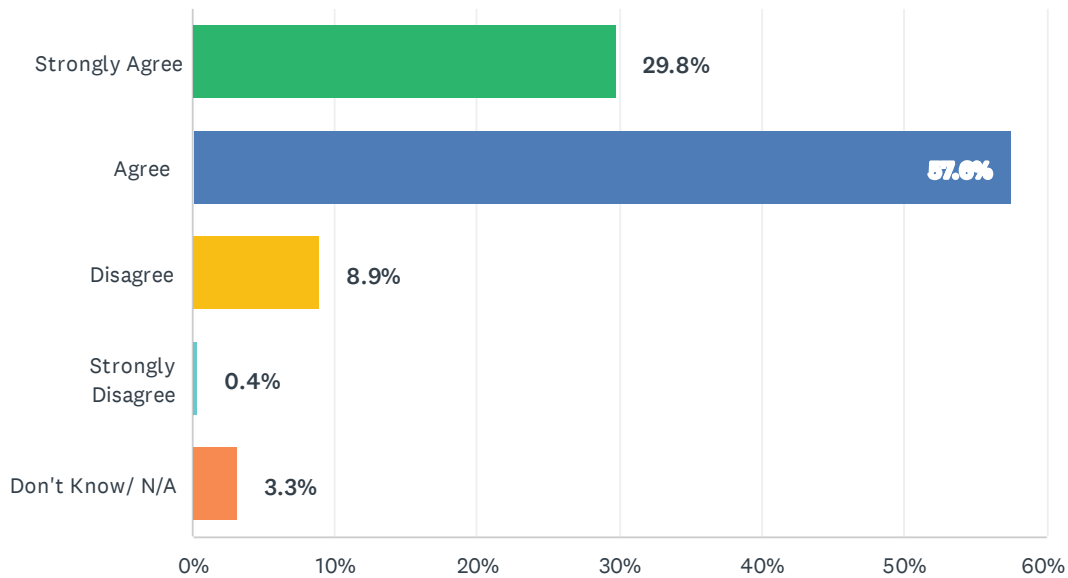
Answered: 461 Skipped: 109



ANSWER CHOICES	RESPONSES	
Strongly Agree	41.4%	191
Agree	50.3%	232
Disagree	4.8%	22
Strongly Disagree	0.9%	4
Don't Know/ N/A	2.6%	12
TOTAL		461

Q6 My child is receiving effective instruction.

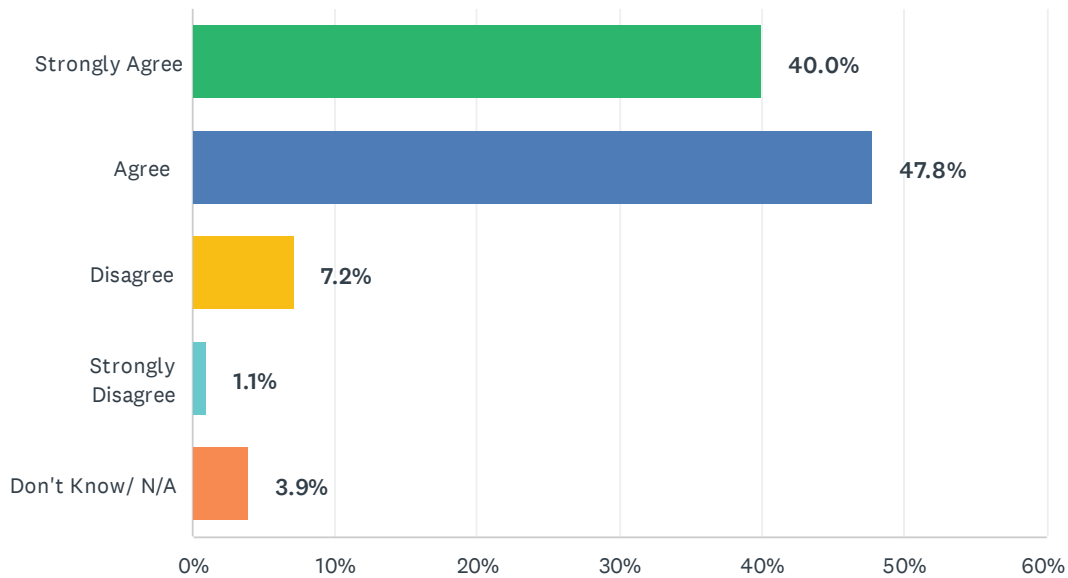
Answered: 460 Skipped: 110



ANSWER CHOICES	RESPONSES	
Strongly Agree	29.8%	137
Agree	57.6%	265
Disagree	8.9%	41
Strongly Disagree	0.4%	2
Don't Know/ N/A	3.3%	15
TOTAL		460

Q7 Teachers set high expectations for my child's learning.

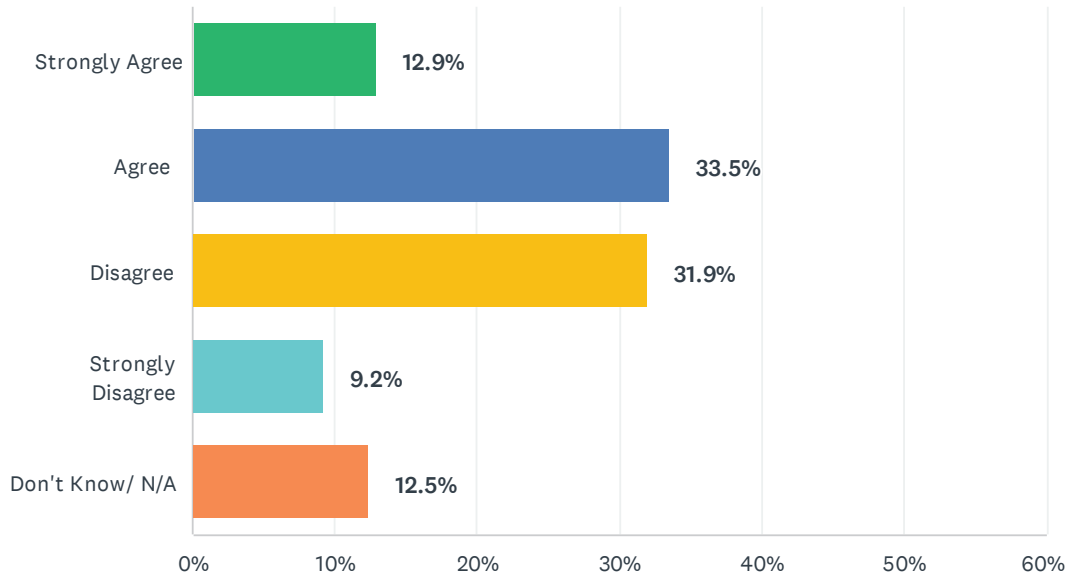
Answered: 460 Skipped: 110



ANSWER CHOICES	RESPONSES	
Strongly Agree	40.0%	184
Agree	47.8%	220
Disagree	7.2%	33
Strongly Disagree	1.1%	5
Don't Know/ N/A	3.9%	18
TOTAL		460

Q8 Teachers give me useful information about how to help my child do well in school.

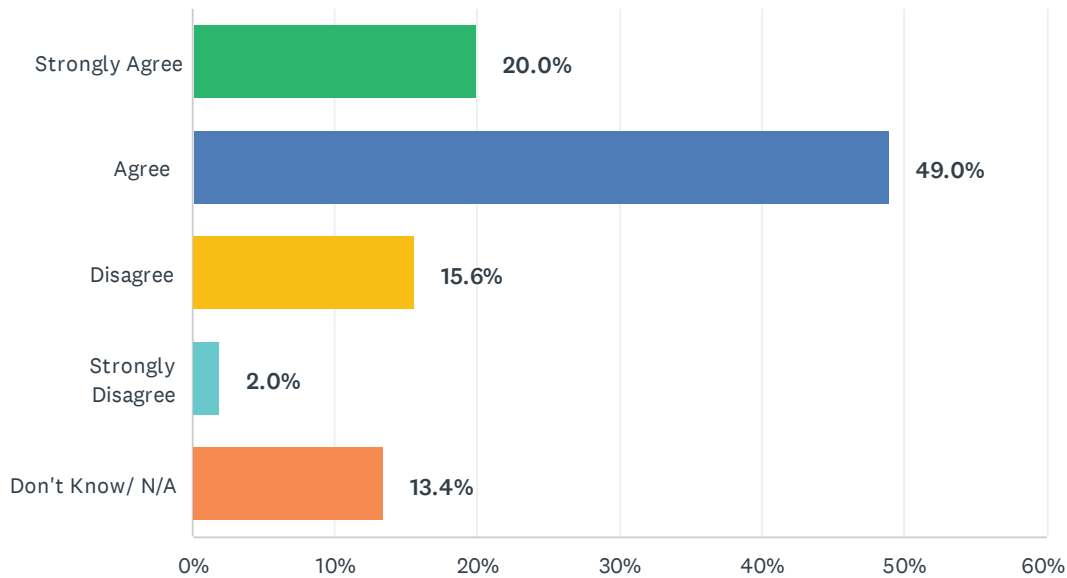
Answered: 457 Skipped: 113



ANSWER CHOICES	RESPONSES	
Strongly Agree	12.9%	59
Agree	33.5%	153
Disagree	31.9%	146
Strongly Disagree	9.2%	42
Don't Know/ N/A	12.5%	57
TOTAL		457

Q9 Classroom activities keep my child engaged in learning.

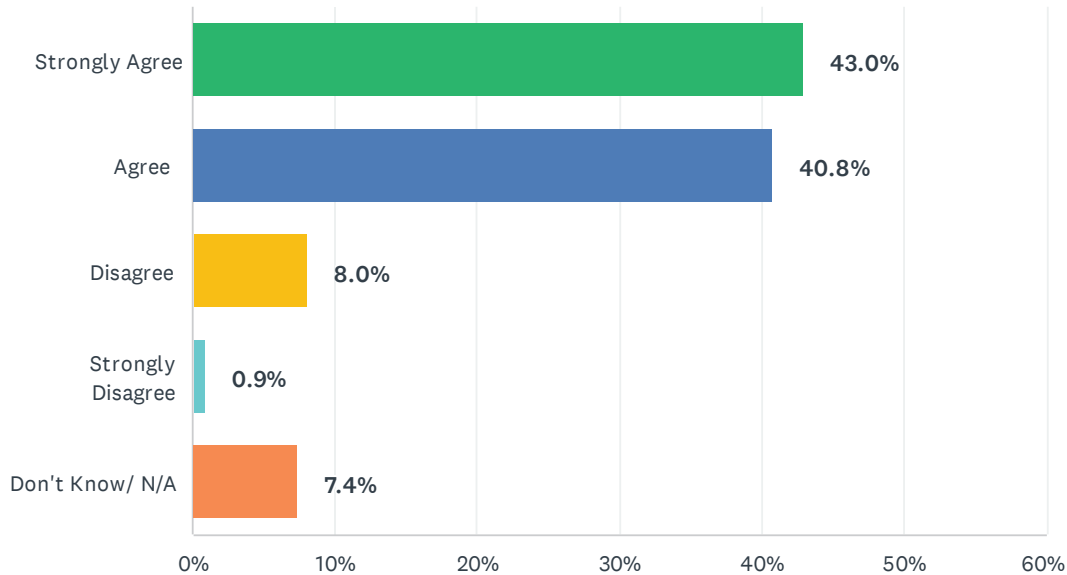
Answered: 461 Skipped: 109



ANSWER CHOICES	RESPONSES	
Strongly Agree	20.0%	92
Agree	49.0%	226
Disagree	15.6%	72
Strongly Disagree	2.0%	9
Don't Know/ N/A	13.4%	62
TOTAL		461

Q10 My child has opportunities to participate in and appreciate a diverse curriculum that is representative of a wide range of experiences.

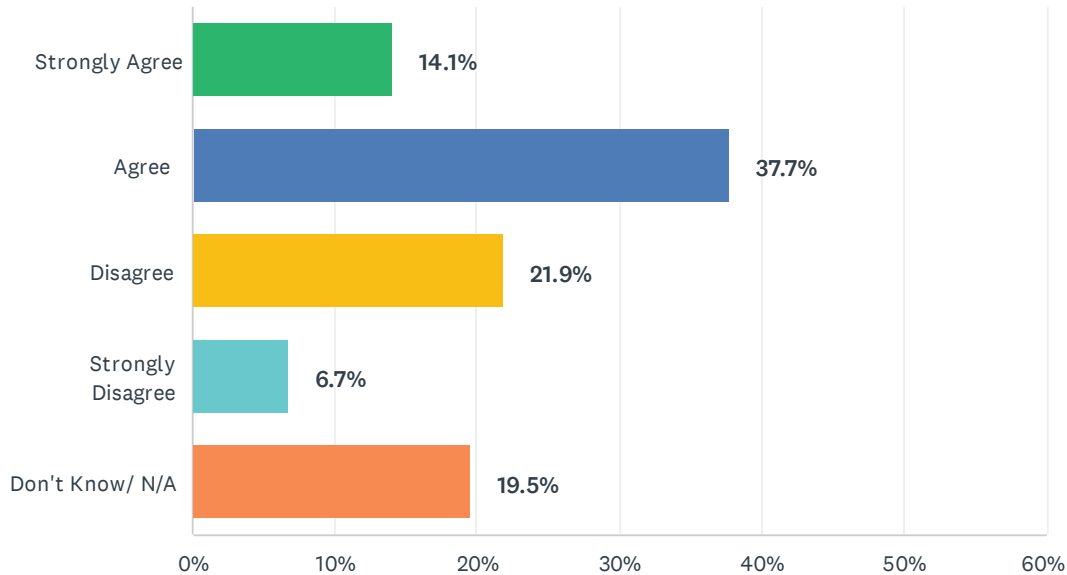
Answered: 461 Skipped: 109



ANSWER CHOICES	RESPONSES	
Strongly Agree	43.0%	198
Agree	40.8%	188
Disagree	8.0%	37
Strongly Disagree	0.9%	4
Don't Know/ N/A	7.4%	34
TOTAL		461

Q11 The feedback teachers provide on tests and quizzes helps my child to learn.

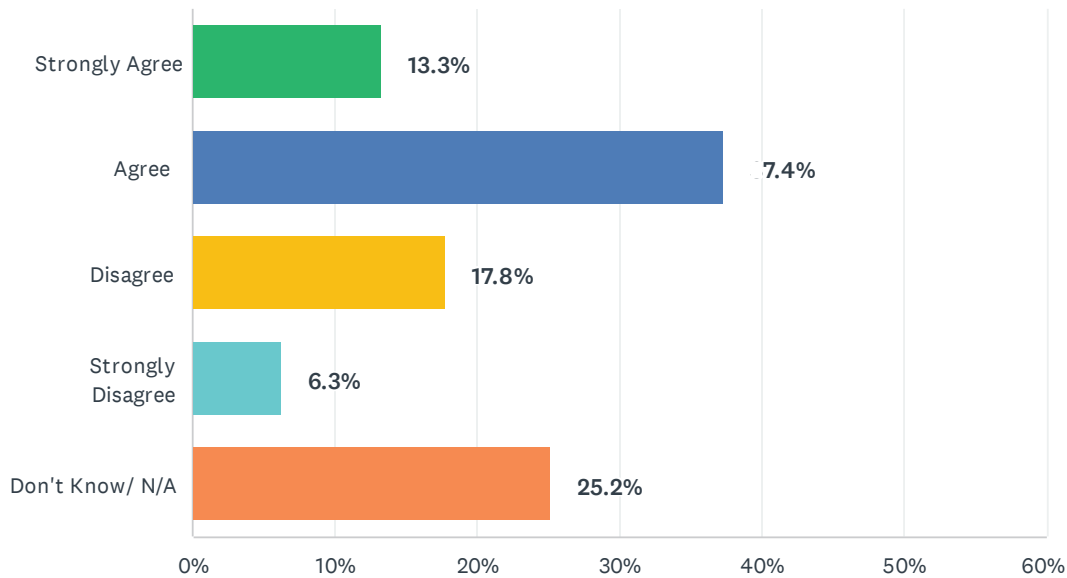
Answered: 461 Skipped: 109



ANSWER CHOICES	RESPONSES	
Strongly Agree	14.1%	65
Agree	37.7%	174
Disagree	21.9%	101
Strongly Disagree	6.7%	31
Don't Know/ N/A	19.5%	90
TOTAL		461

Q12 The feedback teachers provide on homework helps my child to learn.

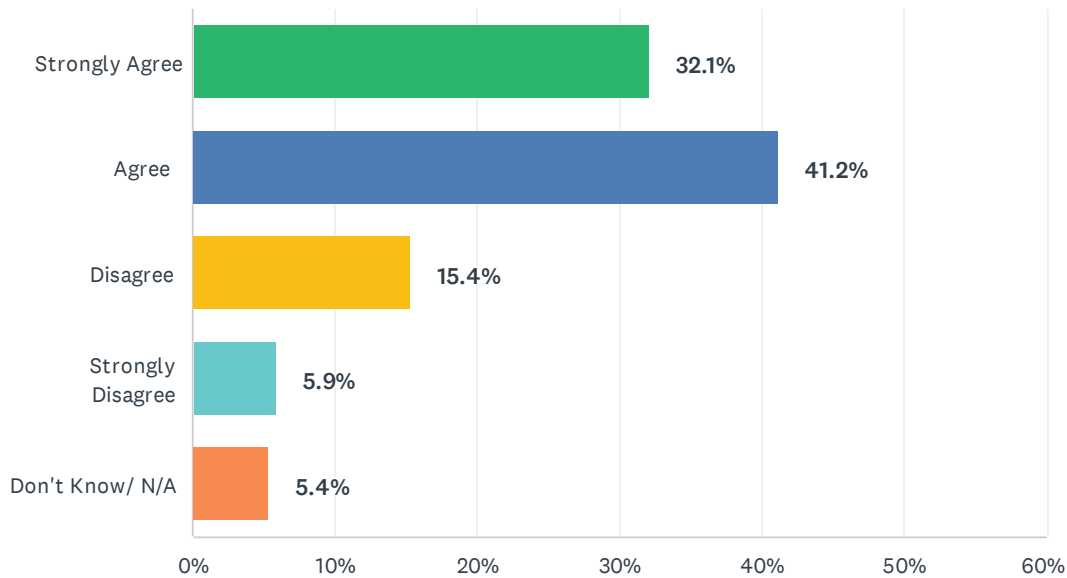
Answered: 460 Skipped: 110



ANSWER CHOICES	RESPONSES	
Strongly Agree	13.3%	61
Agree	37.4%	172
Disagree	17.8%	82
Strongly Disagree	6.3%	29
Don't Know/ N/A	25.2%	116
TOTAL		460

Q13 I make sure my child does his or her homework every night.

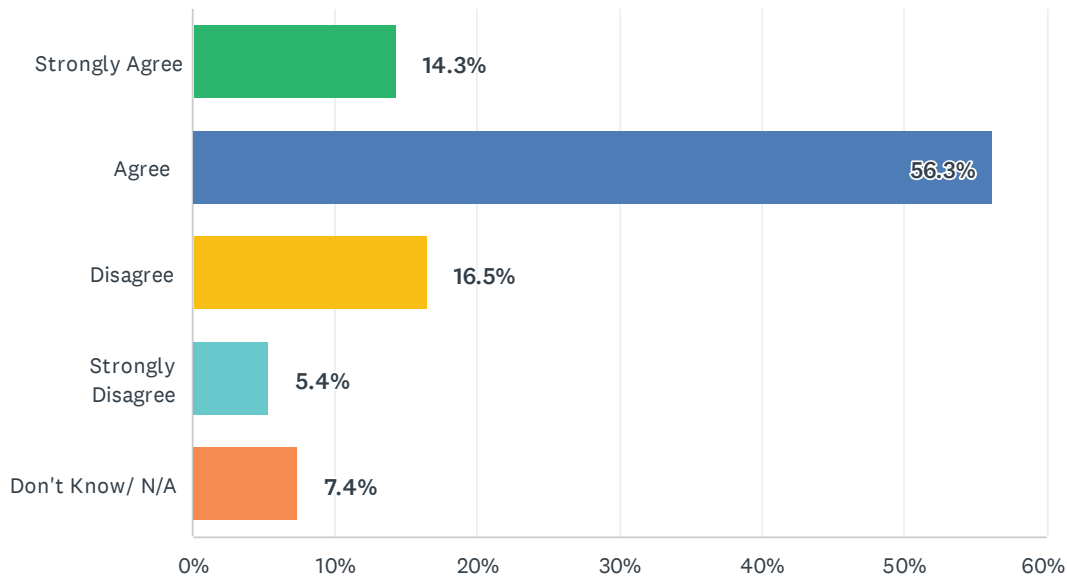
Answered: 461 Skipped: 109



ANSWER CHOICES	RESPONSES	
Strongly Agree	32.1%	148
Agree	41.2%	190
Disagree	15.4%	71
Strongly Disagree	5.9%	27
Don't Know/ N/A	5.4%	25
TOTAL		461

Q14 The amount of homework my child receives is usually appropriate.

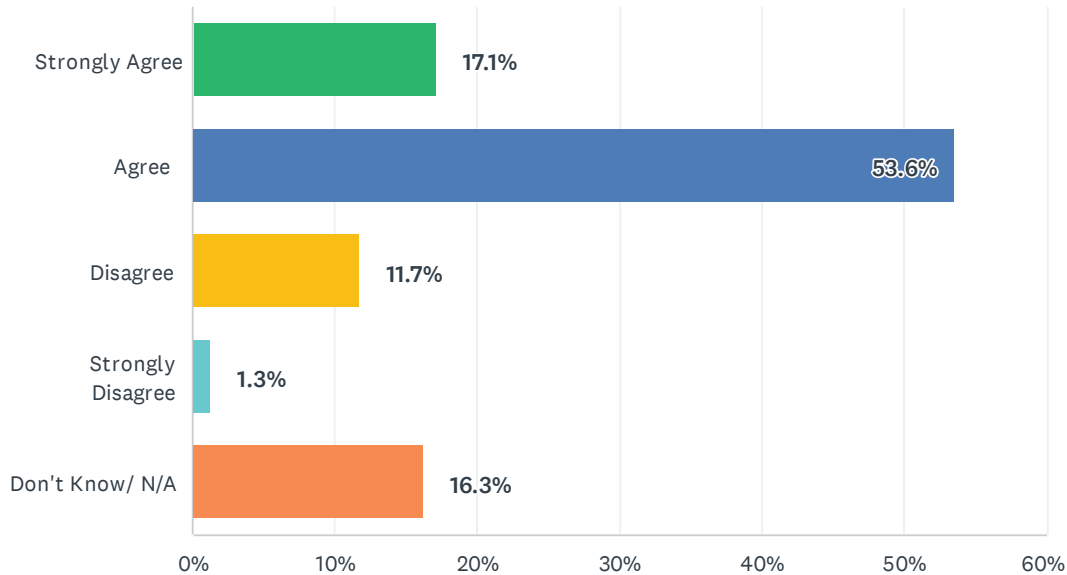
Answered: 460 Skipped: 110



ANSWER CHOICES	RESPONSES	
Strongly Agree	14.3%	66
Agree	56.3%	259
Disagree	16.5%	76
Strongly Disagree	5.4%	25
Don't Know/ N/A	7.4%	34
TOTAL		460

Q15 The homework my child receives usually helps provide appropriate practice and helps reinforce what he/she is learning.

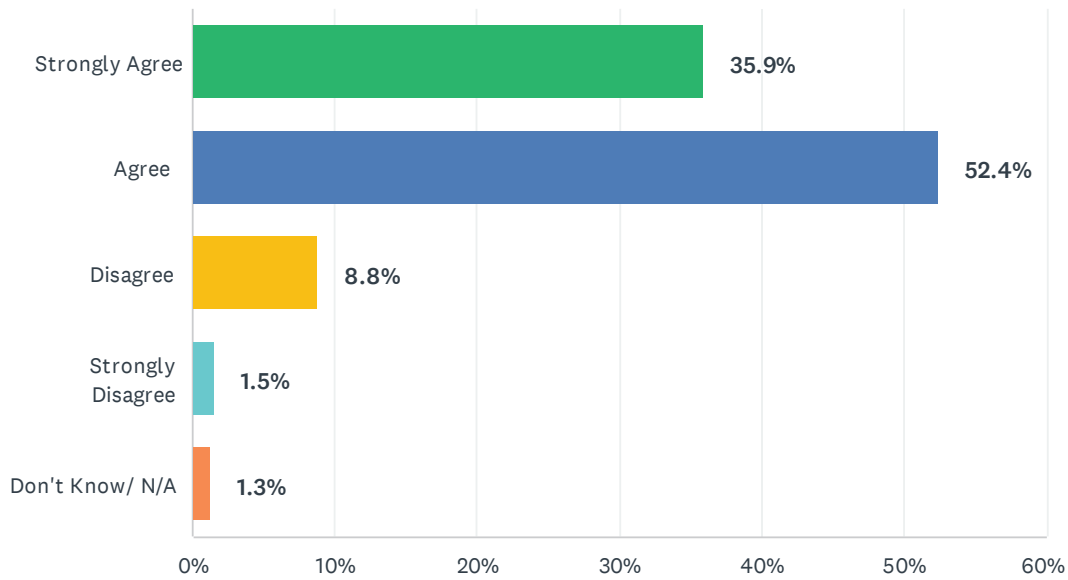
Answered: 461 Skipped: 109



ANSWER CHOICES	RESPONSES	
Strongly Agree	17.1%	79
Agree	53.6%	247
Disagree	11.7%	54
Strongly Disagree	1.3%	6
Don't Know/ N/A	16.3%	75
TOTAL		461

Q16 My child likes his/her school.

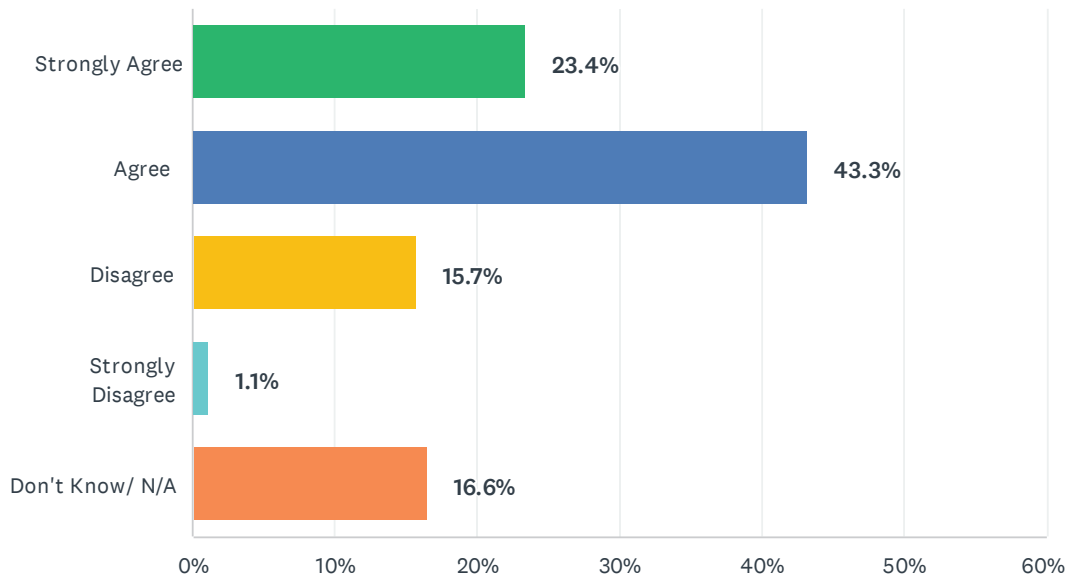
Answered: 454 Skipped: 116



ANSWER CHOICES	RESPONSES	
Strongly Agree	35.9%	163
Agree	52.4%	238
Disagree	8.8%	40
Strongly Disagree	1.5%	7
Don't Know/ N/A	1.3%	6
TOTAL		454

Q17 My child's teachers know him/her as an individual.

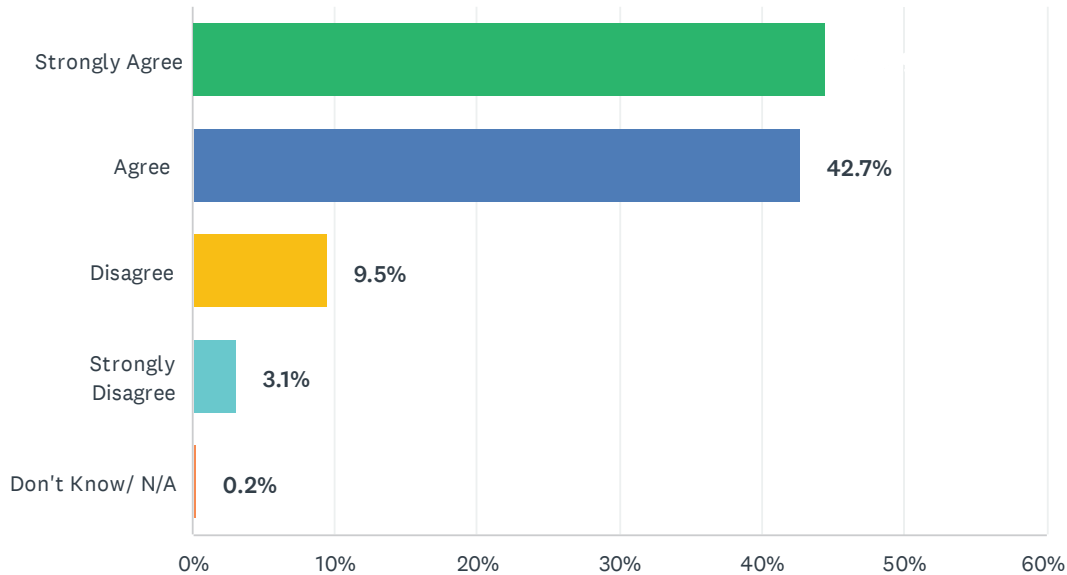
Answered: 453 Skipped: 117



ANSWER CHOICES	RESPONSES	
Strongly Agree	23.4%	106
Agree	43.3%	196
Disagree	15.7%	71
Strongly Disagree	1.1%	5
Don't Know/ N/A	16.6%	75
TOTAL		453

Q18 My child takes an interest in the activities (student clubs, sports, field trips, etc.) offered at this school.

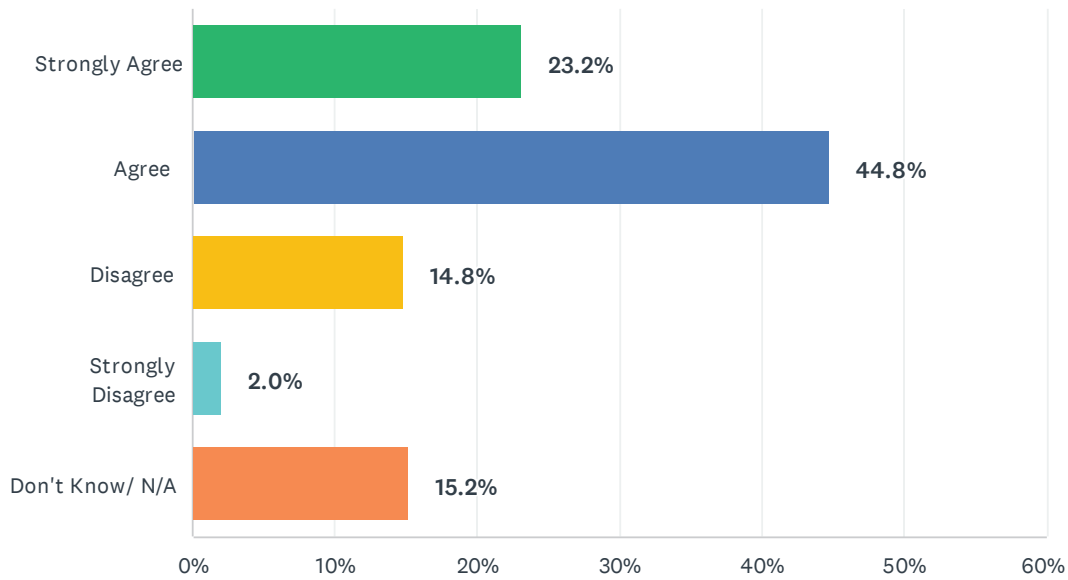
Answered: 454 Skipped: 116



ANSWER CHOICES	RESPONSES	
Strongly Agree	44.5%	202
Agree	42.7%	194
Disagree	9.5%	43
Strongly Disagree	3.1%	14
Don't Know/ N/A	0.2%	1
TOTAL		454

Q19 My child is recognized for his/her efforts.

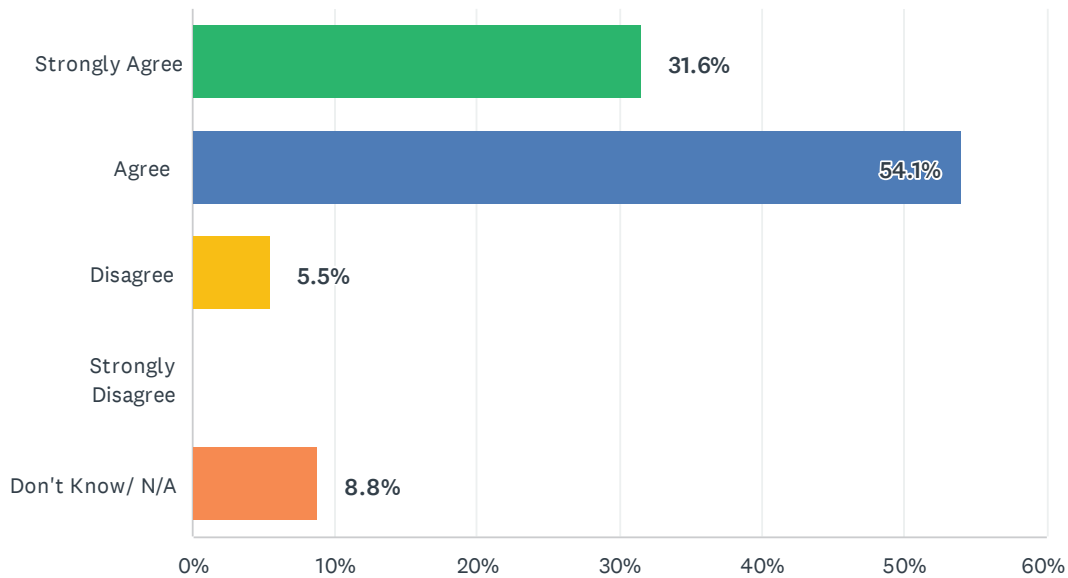
Answered: 453 Skipped: 117



ANSWER CHOICES	RESPONSES	
Strongly Agree	23.2%	105
Agree	44.8%	203
Disagree	14.8%	67
Strongly Disagree	2.0%	9
Don't Know/ N/A	15.2%	69
TOTAL		453

Q20 My child is provided opportunities to collaborate with other students.

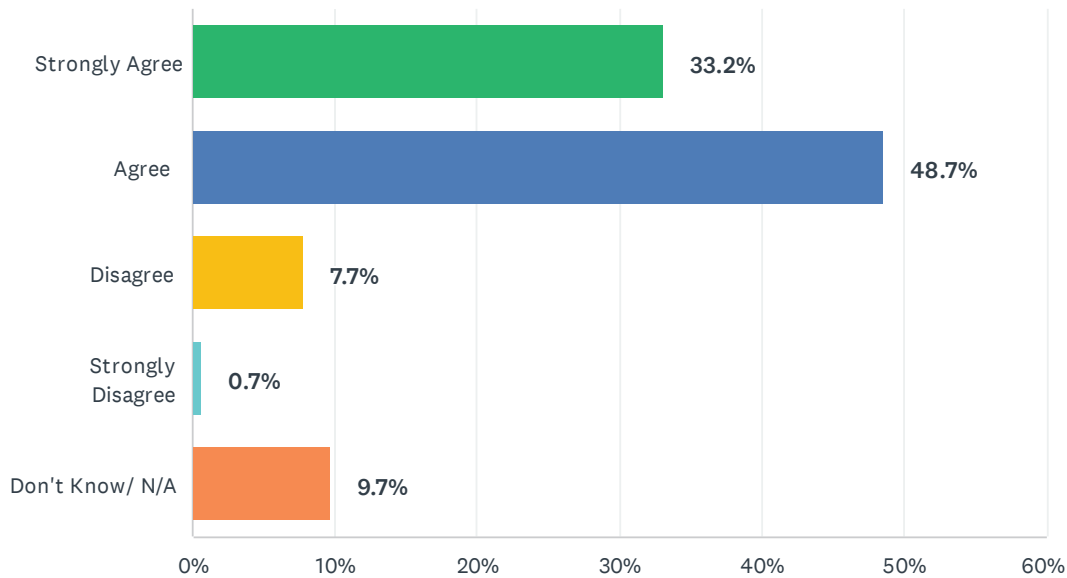
Answered: 453 Skipped: 117



ANSWER CHOICES	RESPONSES	
Strongly Agree	31.6%	143
Agree	54.1%	245
Disagree	5.5%	25
Strongly Disagree	0.0%	0
Don't Know/ N/A	8.8%	40
TOTAL		453

Q21 My child is encouraged to do his/her best.

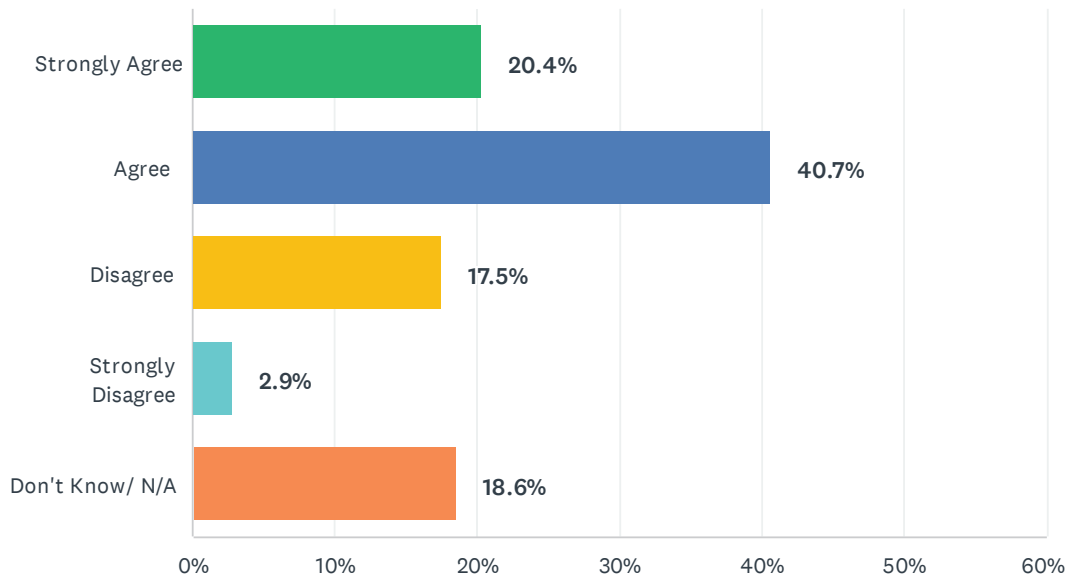
Answered: 452 Skipped: 118



ANSWER CHOICES	RESPONSES	
Strongly Agree	33.2%	150
Agree	48.7%	220
Disagree	7.7%	35
Strongly Disagree	0.7%	3
Don't Know/ N/A	9.7%	44
TOTAL		452

Q22 My child is provided individual attention when needed.

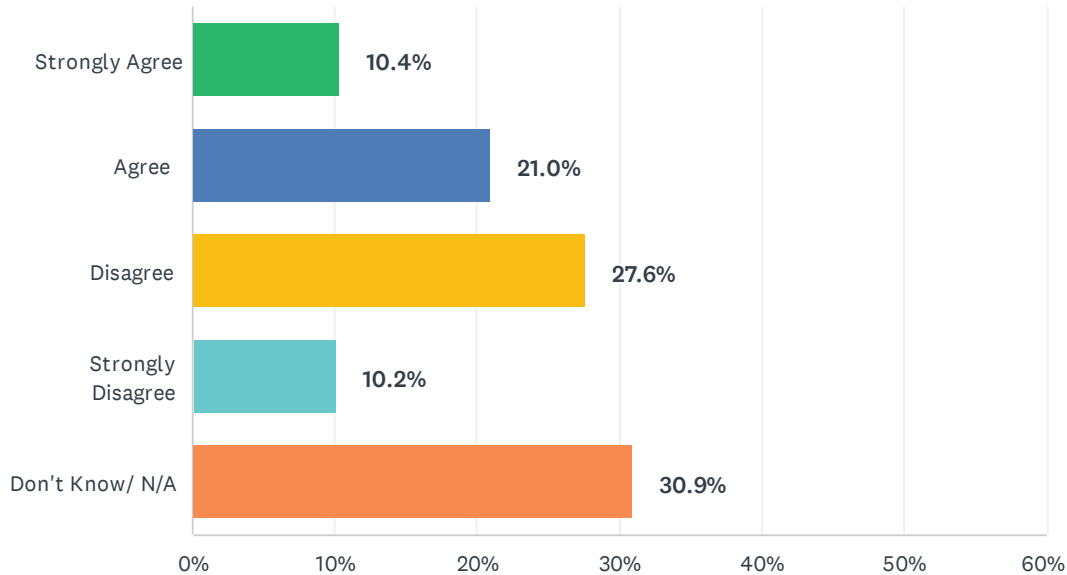
Answered: 452 Skipped: 118



ANSWER CHOICES	RESPONSES	
Strongly Agree	20.4%	92
Agree	40.7%	184
Disagree	17.5%	79
Strongly Disagree	2.9%	13
Don't Know/ N/A	18.6%	84
TOTAL		452

Q23 My child's teachers contact me when my child needs additional support.

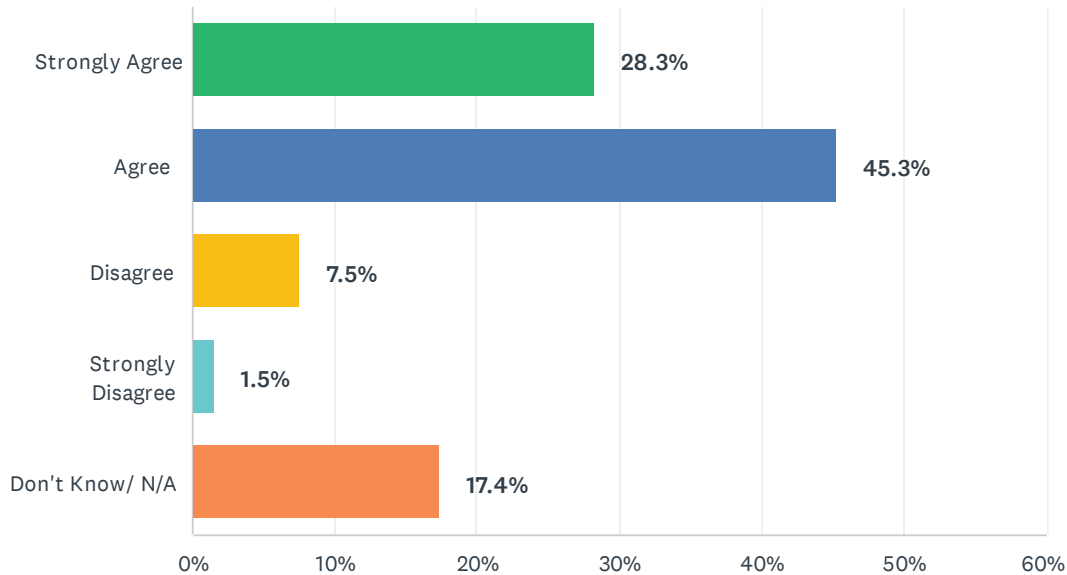
Answered: 453 Skipped: 117



ANSWER CHOICES	RESPONSES	
Strongly Agree	10.4%	47
Agree	21.0%	95
Disagree	27.6%	125
Strongly Disagree	10.2%	46
Don't Know/ N/A	30.9%	140
TOTAL		453

Q24 My child is treated fairly regardless of his/her background or differences.

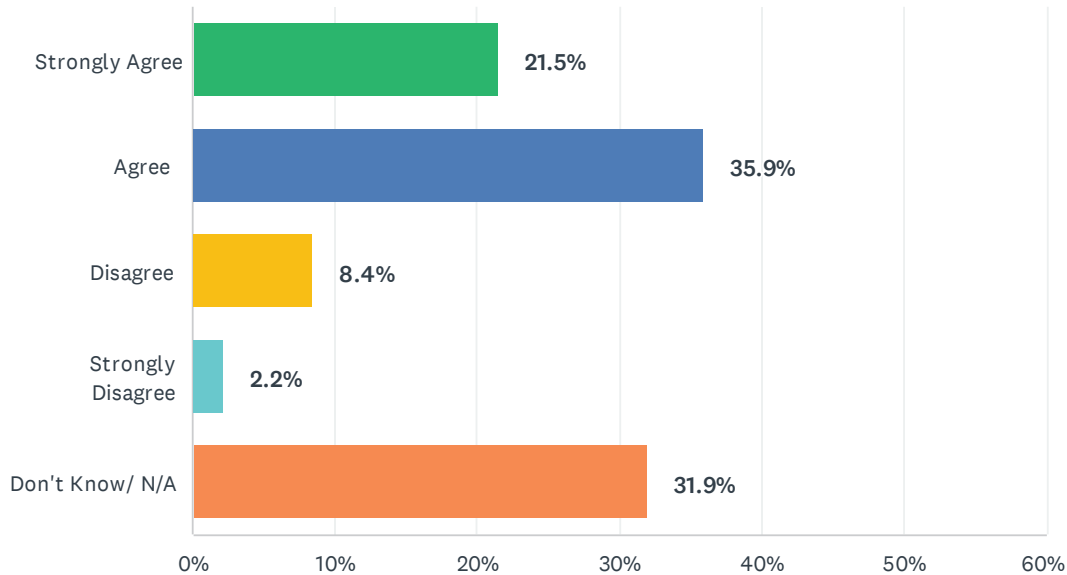
Answered: 453 Skipped: 117



ANSWER CHOICES	RESPONSES	
Strongly Agree	28.3%	128
Agree	45.3%	205
Disagree	7.5%	34
Strongly Disagree	1.5%	7
Don't Know/ N/A	17.4%	79
TOTAL		453

Q25 Students at my child's school are treated fairly regardless of their backgrounds and differences.

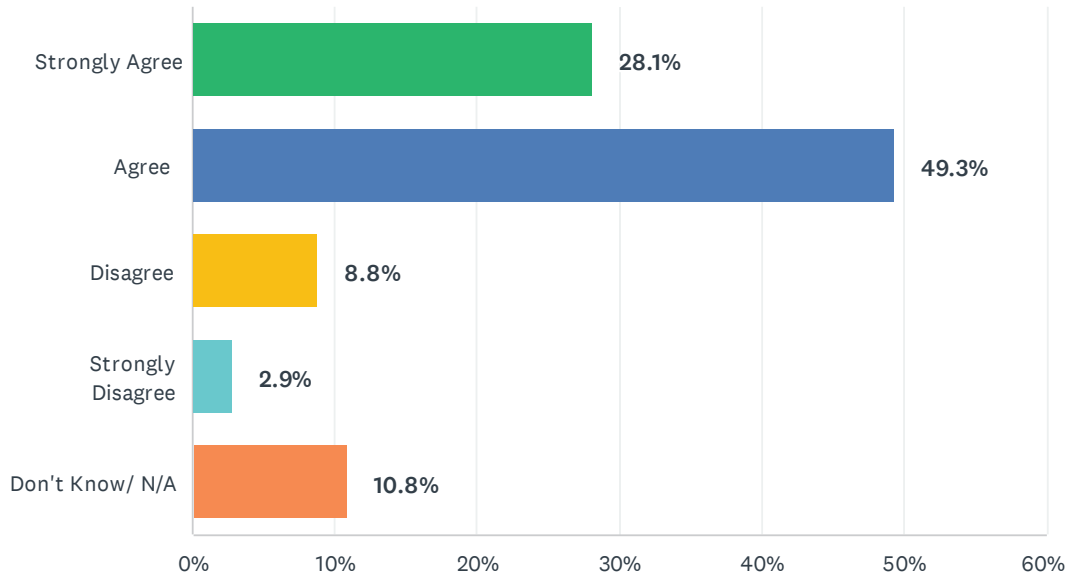
Answered: 451 Skipped: 119



ANSWER CHOICES	RESPONSES	
Strongly Agree	21.5%	97
Agree	35.9%	162
Disagree	8.4%	38
Strongly Disagree	2.2%	10
Don't Know/ N/A	31.9%	144
TOTAL		451

Q26 There is a teacher, counselor or other staff member at school to whom my child can go for help with a school problem.

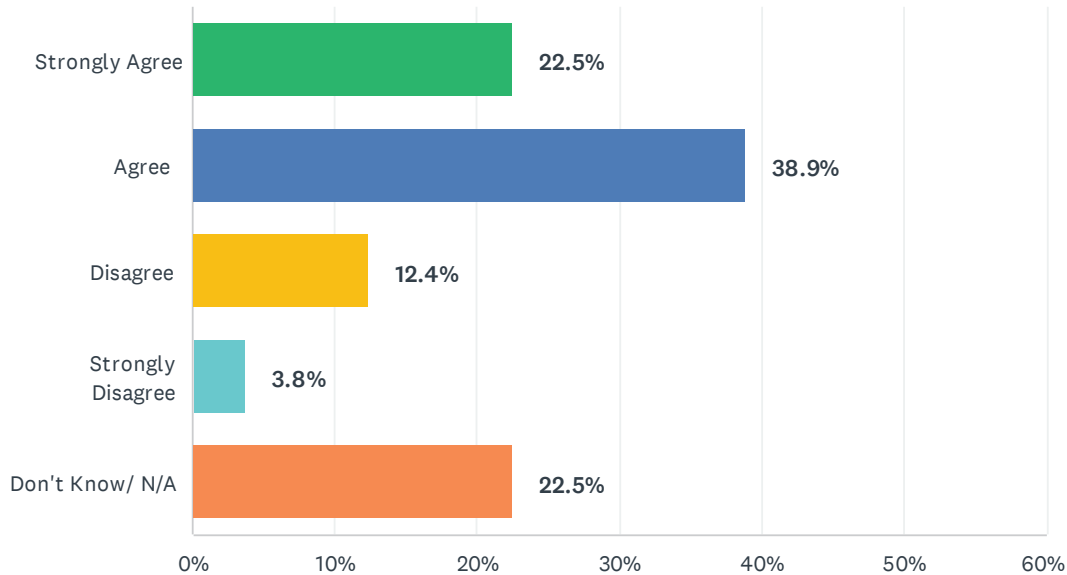
Answered: 452 Skipped: 118



ANSWER CHOICES	RESPONSES	
Strongly Agree	28.1%	127
Agree	49.3%	223
Disagree	8.8%	40
Strongly Disagree	2.9%	13
Don't Know/ N/A	10.8%	49
TOTAL		452

Q27 There is a teacher, counselor or other staff member at school to whom my child can go to for help with a personal problem.

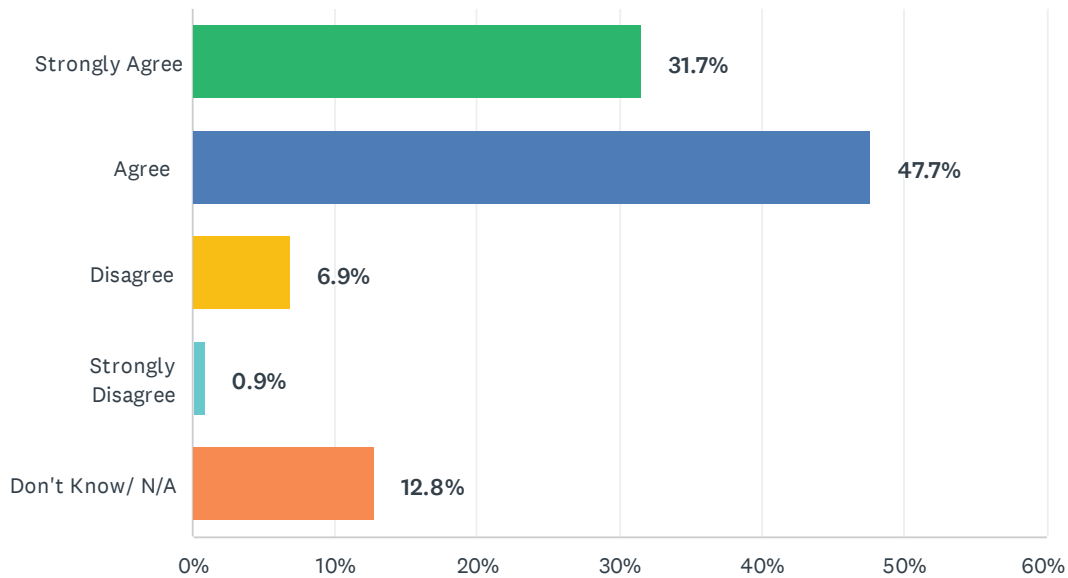
Answered: 453 Skipped: 117



ANSWER CHOICES	RESPONSES	
Strongly Agree	22.5%	102
Agree	38.9%	176
Disagree	12.4%	56
Strongly Disagree	3.8%	17
Don't Know/ N/A	22.5%	102
TOTAL		453

Q28 The campus leadership is effective.

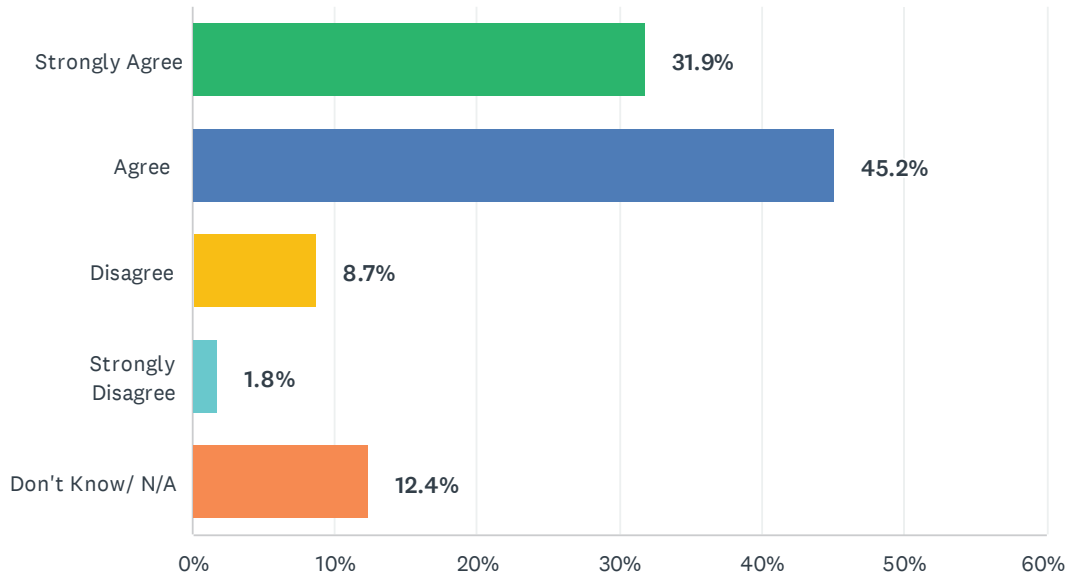
Answered: 436 Skipped: 134



ANSWER CHOICES	RESPONSES	
Strongly Agree	31.7%	138
Agree	47.7%	208
Disagree	6.9%	30
Strongly Disagree	0.9%	4
Don't Know/ N/A	12.8%	56
TOTAL		436

Q29 The campus leadership makes decisions that are in the best interest of the students.

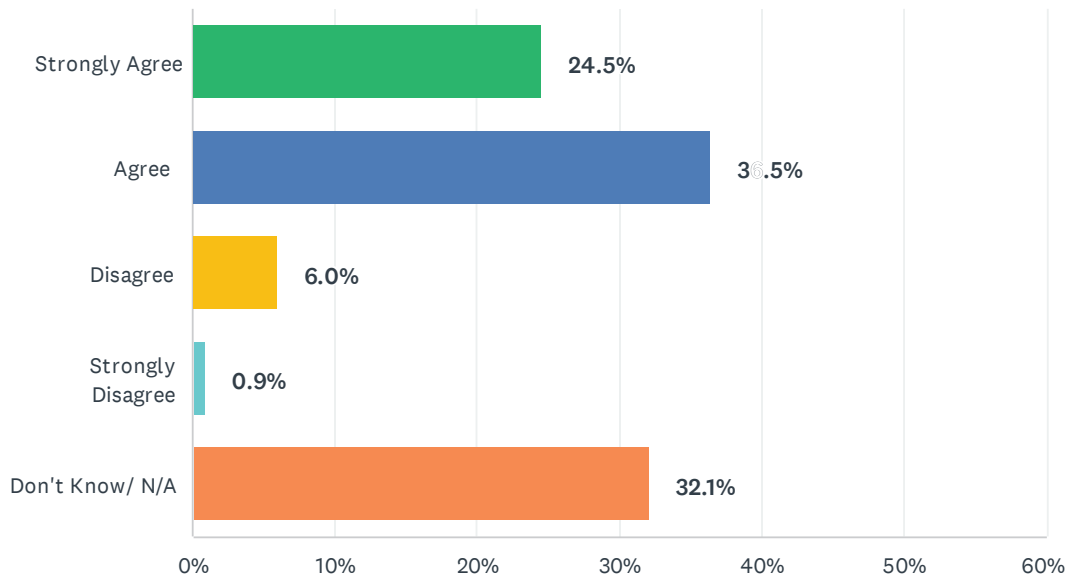
Answered: 436 Skipped: 134



ANSWER CHOICES	RESPONSES	
Strongly Agree	31.9%	139
Agree	45.2%	197
Disagree	8.7%	38
Strongly Disagree	1.8%	8
Don't Know/ N/A	12.4%	54
TOTAL		436

Q30 My child has had positive interactions with his/her campus' leadership.

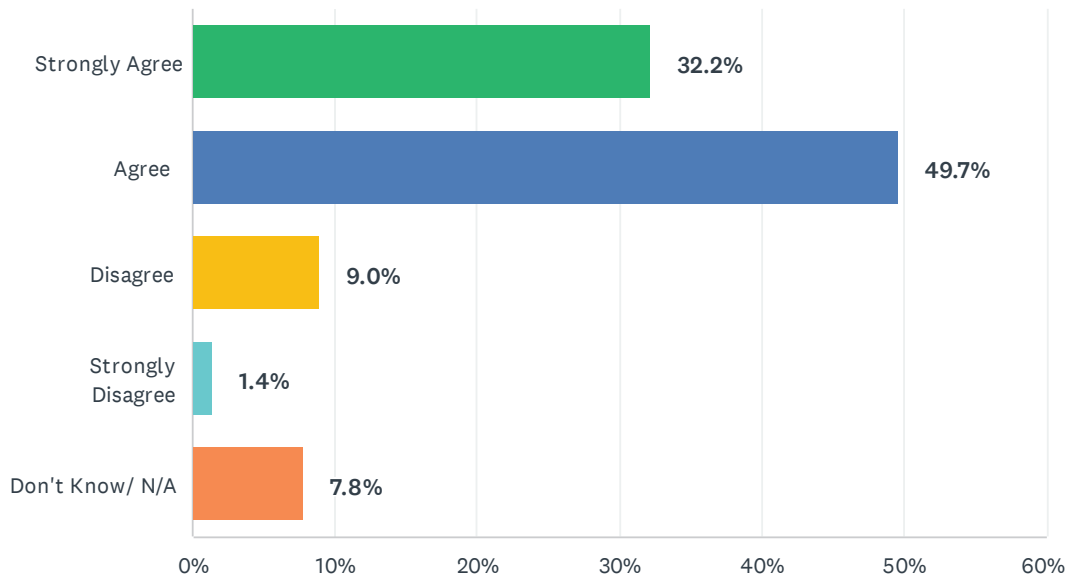
Answered: 436 Skipped: 134



ANSWER CHOICES	RESPONSES	
Strongly Agree	24.5%	107
Agree	36.5%	159
Disagree	6.0%	26
Strongly Disagree	0.9%	4
Don't Know/ N/A	32.1%	140
TOTAL		436

Q31 The communication from campus leadership is beneficial.

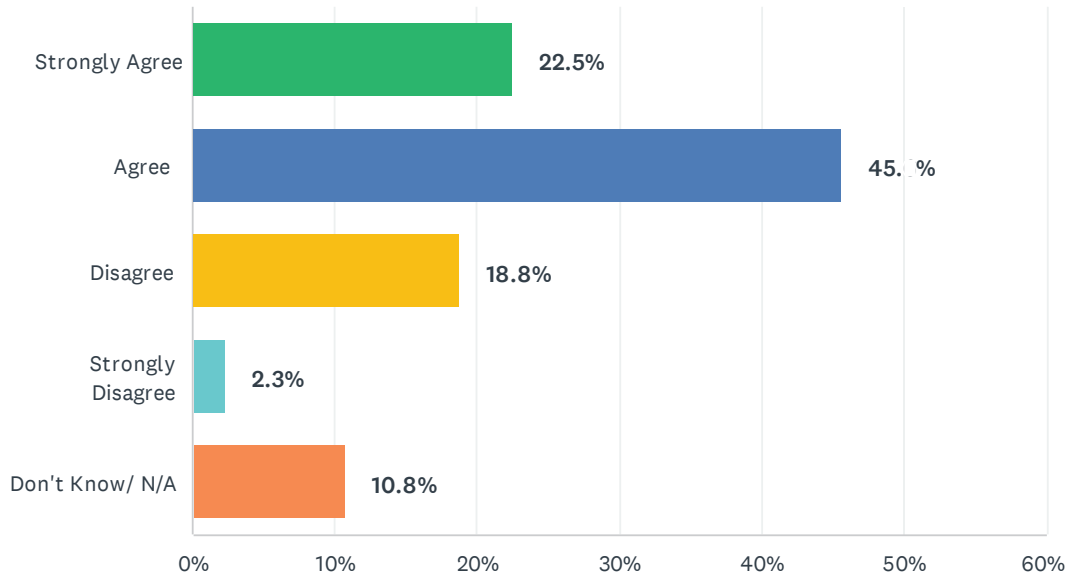
Answered: 435 Skipped: 135



ANSWER CHOICES	RESPONSES	
Strongly Agree	32.2%	140
Agree	49.7%	216
Disagree	9.0%	39
Strongly Disagree	1.4%	6
Don't Know/ N/A	7.8%	34
TOTAL		435

Q32 The campus leadership actively encourages parental involvement in my child's school.

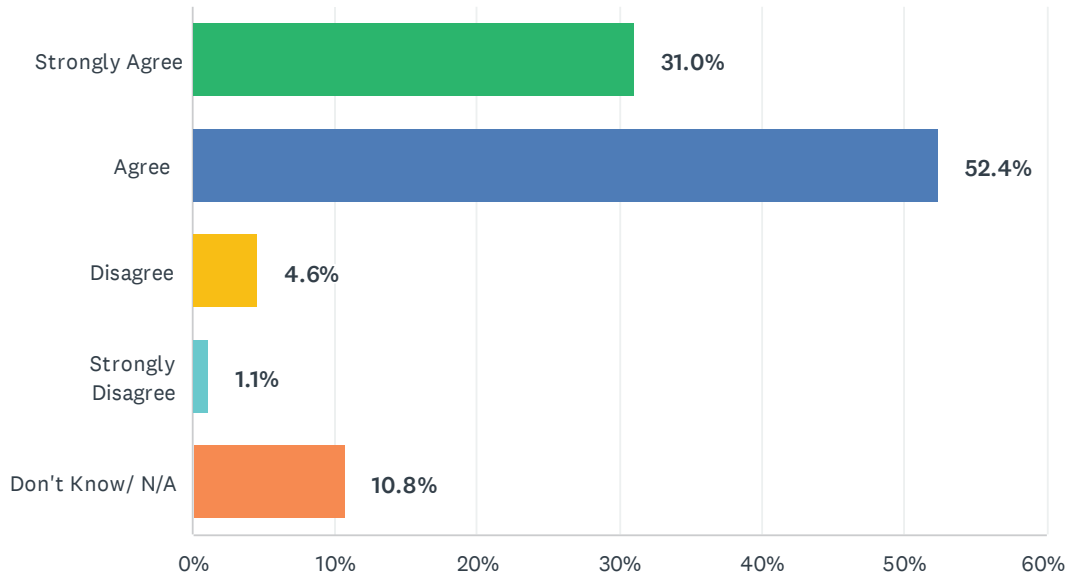
Answered: 436 Skipped: 134



ANSWER CHOICES	RESPONSES	
Strongly Agree	22.5%	98
Agree	45.6%	199
Disagree	18.8%	82
Strongly Disagree	2.3%	10
Don't Know/ N/A	10.8%	47
TOTAL		436

Q33 The campus leadership promotes a positive school environment for student learning.

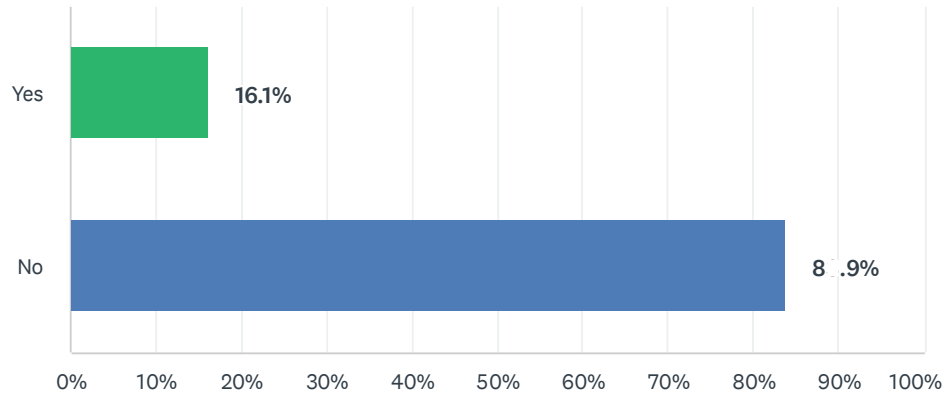
Answered: 435 Skipped: 135



ANSWER CHOICES	RESPONSES	
Strongly Agree	31.0%	135
Agree	52.4%	228
Disagree	4.6%	20
Strongly Disagree	1.1%	5
Don't Know/ N/A	10.8%	47
TOTAL		435

Q34 Have you had an issue to discuss with the principal or assistant principal this year?

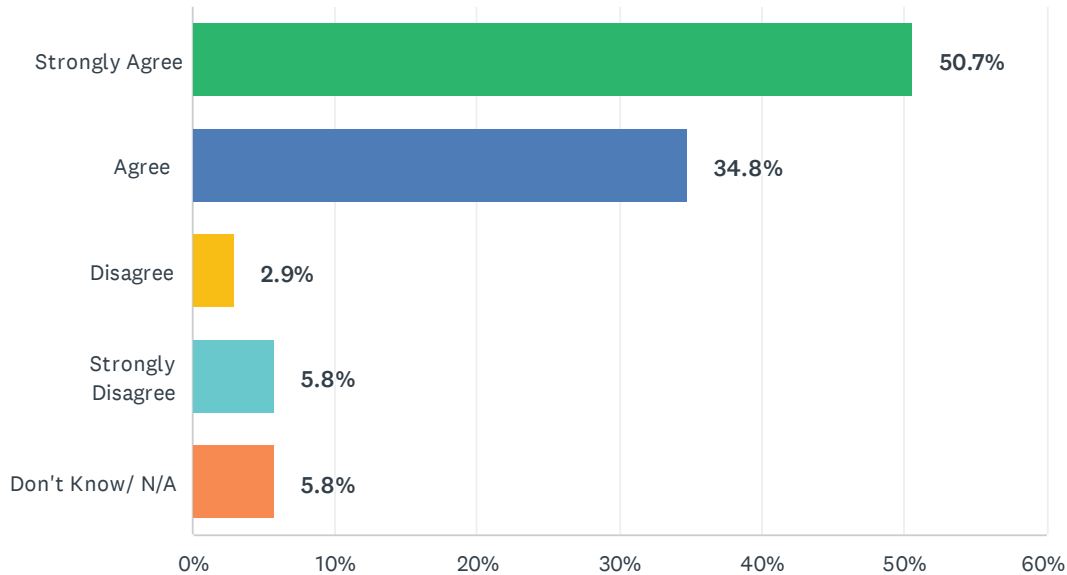
Answered: 434 Skipped: 136



ANSWER CHOICES	RESPONSES	
Yes	16.1%	70
No	83.9%	364
TOTAL		434

Q35 When I have had an issue to discuss with the principal or assistant principal he or she was available to talk to me.

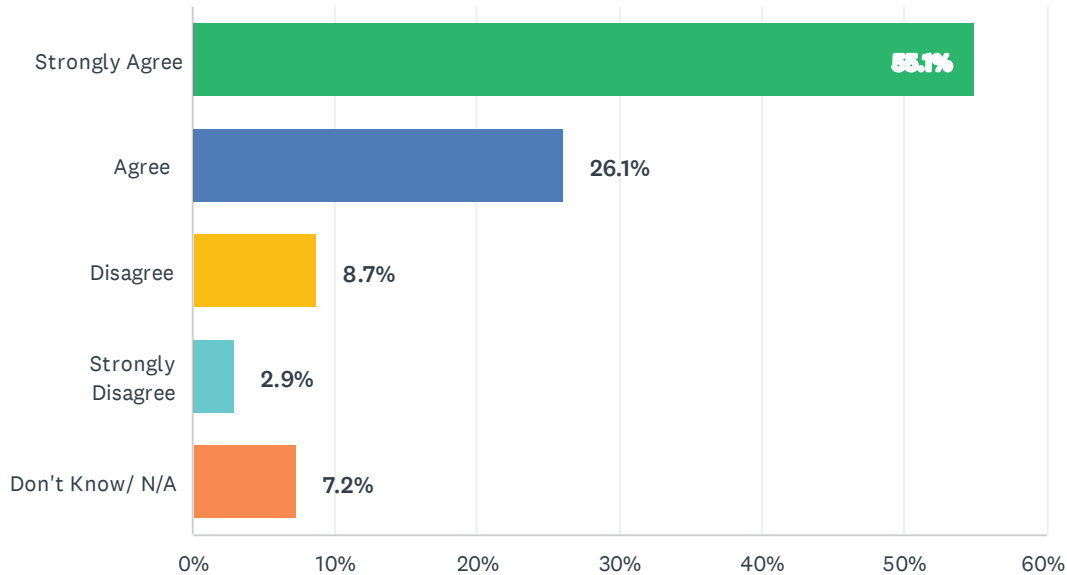
Answered: 69 Skipped: 501



ANSWER CHOICES	RESPONSES	
Strongly Agree	50.7%	35
Agree	34.8%	24
Disagree	2.9%	2
Strongly Disagree	5.8%	4
Don't Know/ N/A	5.8%	4
TOTAL		69

Q36 When I have had an issue to discuss with the principal or assistant principal he or she was courteous and listened to my concerns.

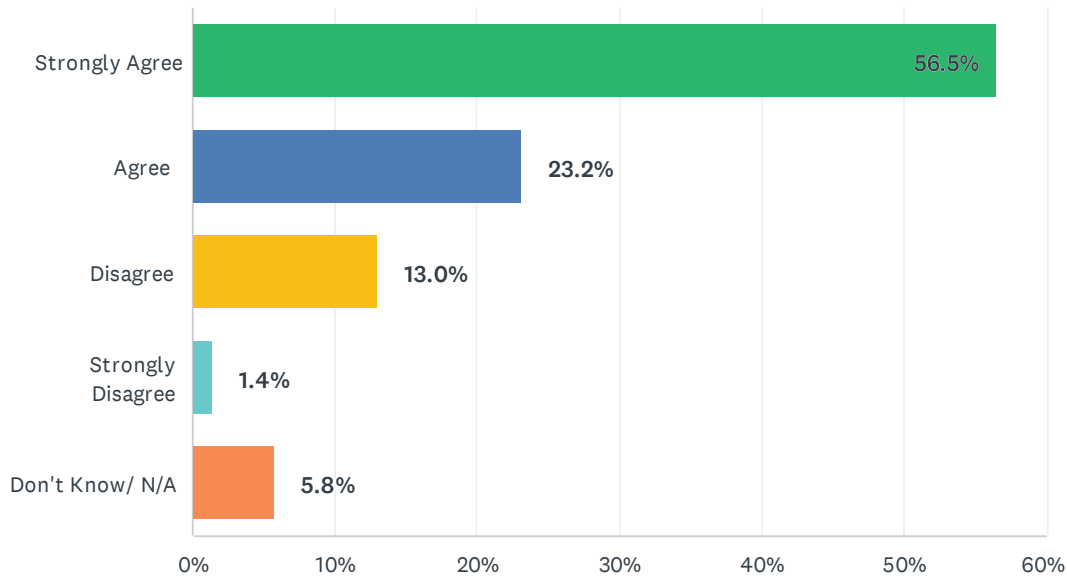
Answered: 69 Skipped: 501



ANSWER CHOICES	RESPONSES	
Strongly Agree	55.1%	38
Agree	26.1%	18
Disagree	8.7%	6
Strongly Disagree	2.9%	2
Don't Know/ N/A	7.2%	5
TOTAL		69

Q37 When I have had an issue to discuss with the principal or assistant principal he or she responded to my concerns in a professional manner, whether or not he or she agreed with me.

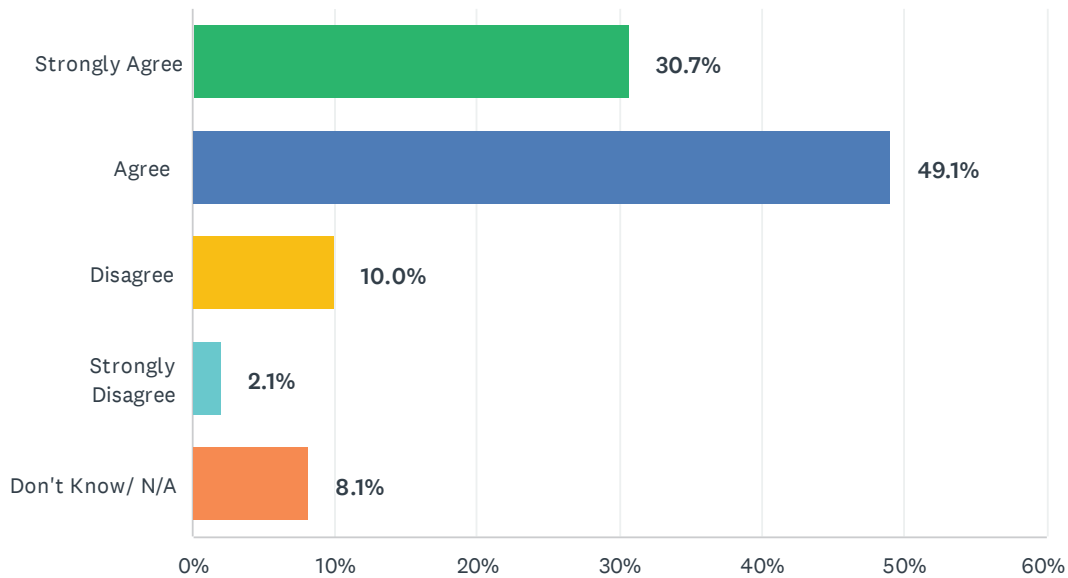
Answered: 69 Skipped: 501



ANSWER CHOICES	RESPONSES	
Strongly Agree	56.5%	39
Agree	23.2%	16
Disagree	13.0%	9
Strongly Disagree	1.4%	1
Don't Know/ N/A	5.8%	4
TOTAL		69

Q38 I feel welcome in my child's school.

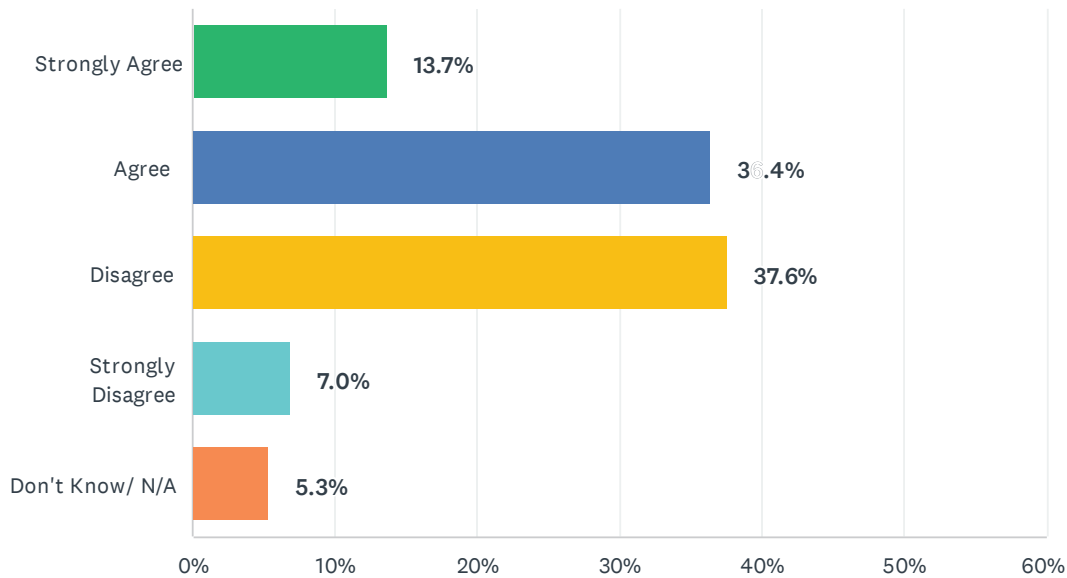
Answered: 430 Skipped: 140



ANSWER CHOICES	RESPONSES	
Strongly Agree	30.7%	132
Agree	49.1%	211
Disagree	10.0%	43
Strongly Disagree	2.1%	9
Don't Know/ N/A	8.1%	35
TOTAL		430

Q39 I am kept informed about what my child is learning in school.

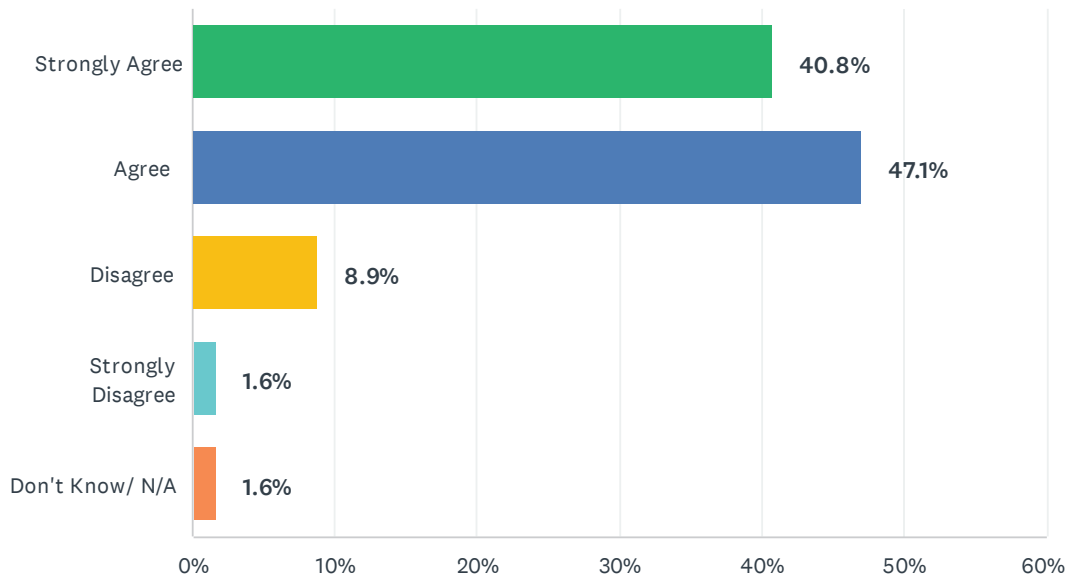
Answered: 431 Skipped: 139



ANSWER CHOICES	RESPONSES	
Strongly Agree	13.7%	59
Agree	36.4%	157
Disagree	37.6%	162
Strongly Disagree	7.0%	30
Don't Know/ N/A	5.3%	23
TOTAL		431

Q40 I am kept informed about my child's grades.

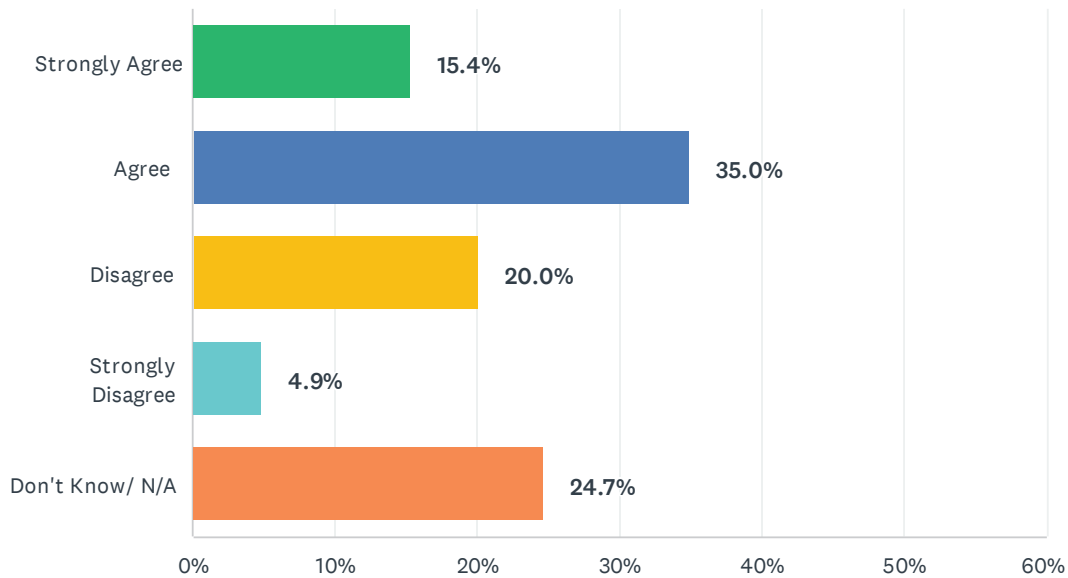
Answered: 429 Skipped: 141



ANSWER CHOICES	RESPONSES	
Strongly Agree	40.8%	175
Agree	47.1%	202
Disagree	8.9%	38
Strongly Disagree	1.6%	7
Don't Know/ N/A	1.6%	7
TOTAL		429

Q41 I am kept informed about my child's behavior.

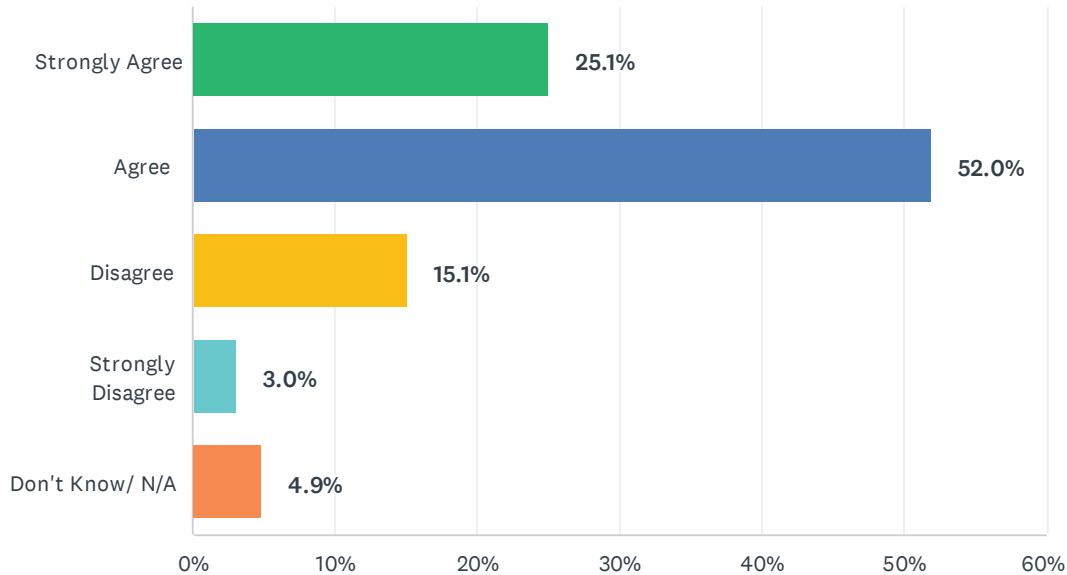
Answered: 429 Skipped: 141



ANSWER CHOICES	RESPONSES	
Strongly Agree	15.4%	66
Agree	35.0%	150
Disagree	20.0%	86
Strongly Disagree	4.9%	21
Don't Know/ N/A	24.7%	106
TOTAL		429

Q42 I am kept informed about activities like tutoring, after-school programs, student performances, parent workshops and other events.

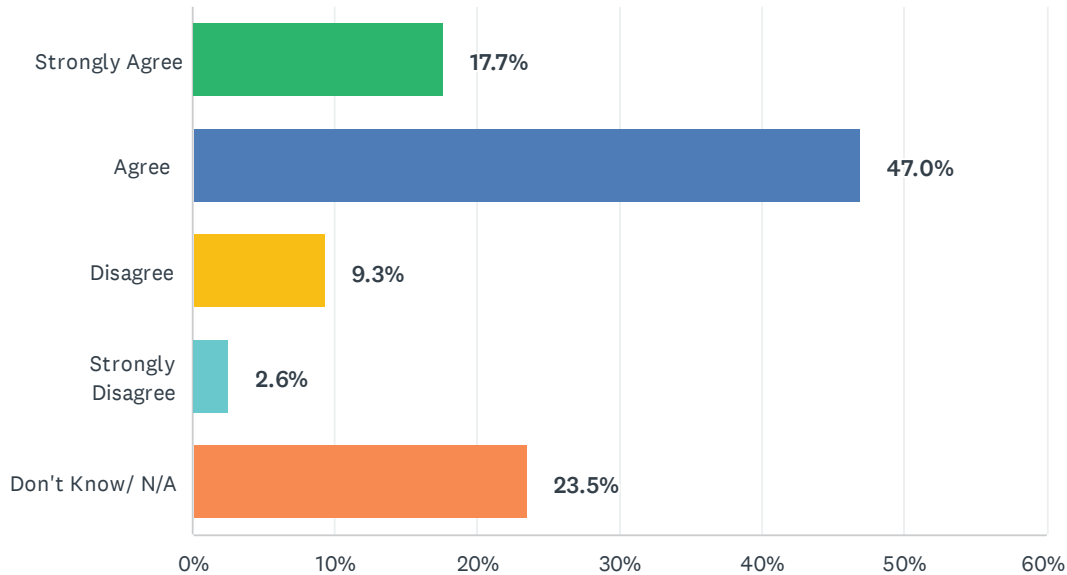
Answered: 431 Skipped: 139



ANSWER CHOICES	RESPONSES	
Strongly Agree	25.1%	108
Agree	52.0%	224
Disagree	15.1%	65
Strongly Disagree	3.0%	13
Don't Know/ N/A	4.9%	21
TOTAL		431

Q43 My child's teachers are available to discuss my child's learning needs with me.

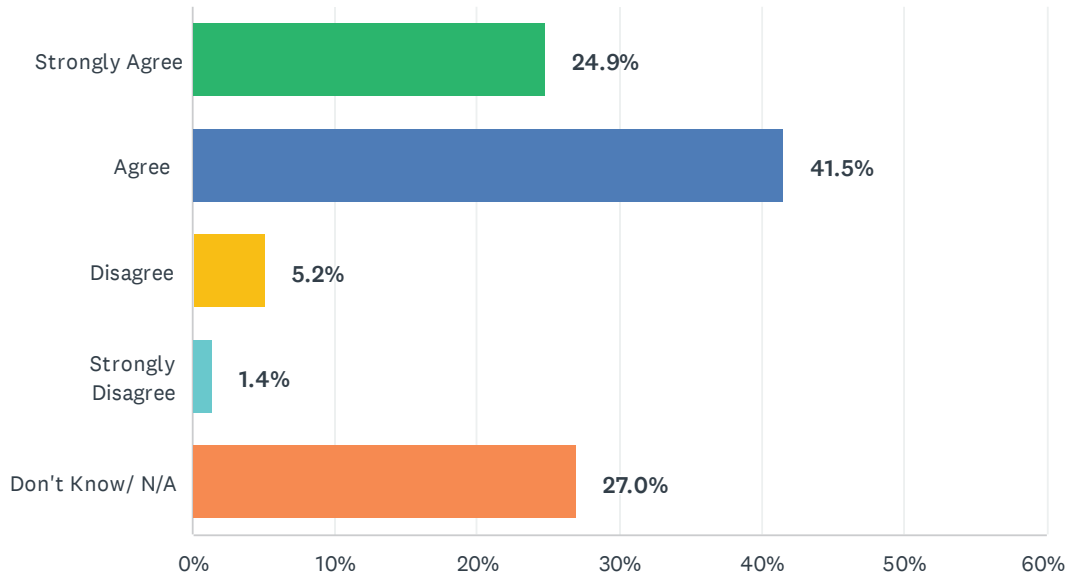
Answered: 430 Skipped: 140



ANSWER CHOICES	RESPONSES	
Strongly Agree	17.7%	76
Agree	47.0%	202
Disagree	9.3%	40
Strongly Disagree	2.6%	11
Don't Know/ N/A	23.5%	101
TOTAL		430

Q44 When I contact my child's teachers, I receive a professional response.

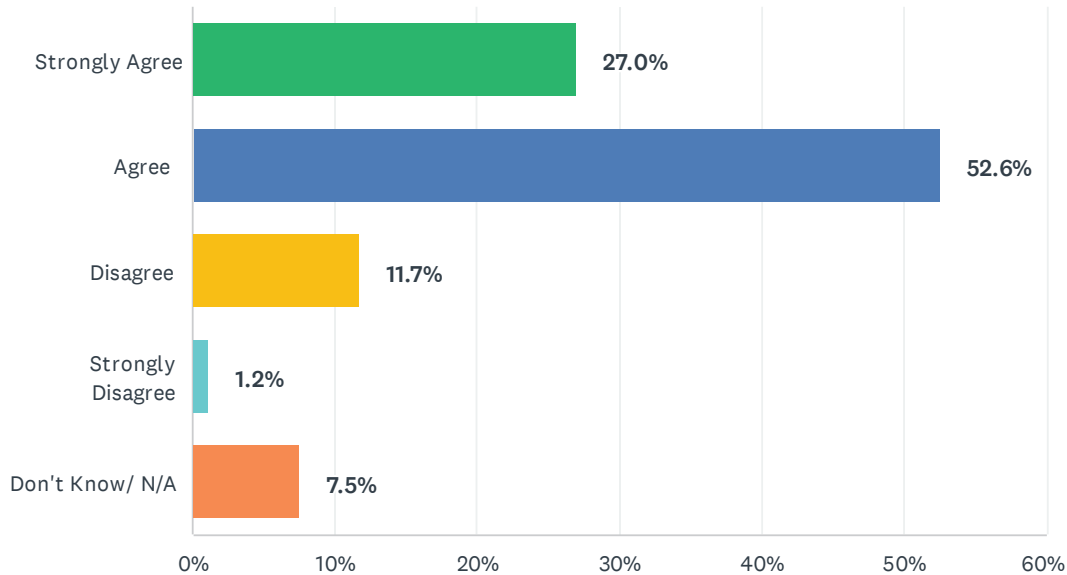
Answered: 426 Skipped: 144



ANSWER CHOICES	RESPONSES	
Strongly Agree	24.9%	106
Agree	41.5%	177
Disagree	5.2%	22
Strongly Disagree	1.4%	6
Don't Know/ N/A	27.0%	115
TOTAL		426

Q45 I am satisfied with the opportunities for me to be involved in my child's school.

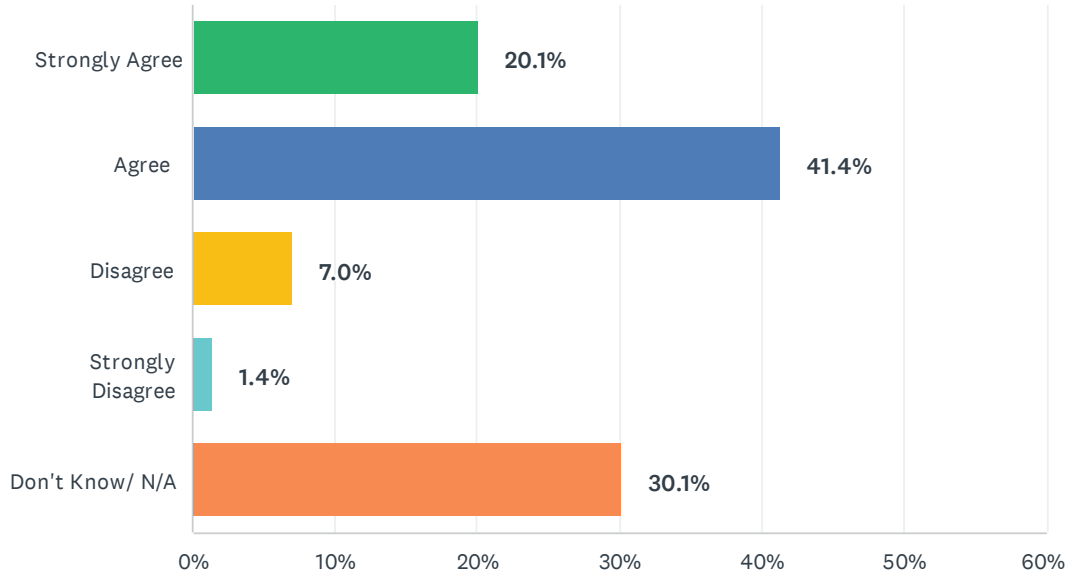
Answered: 426 Skipped: 144



ANSWER CHOICES	RESPONSES	
Strongly Agree	27.0%	115
Agree	52.6%	224
Disagree	11.7%	50
Strongly Disagree	1.2%	5
Don't Know/ N/A	7.5%	32
TOTAL		426

Q46 I feel the parent education opportunities presented by my school are valuable.

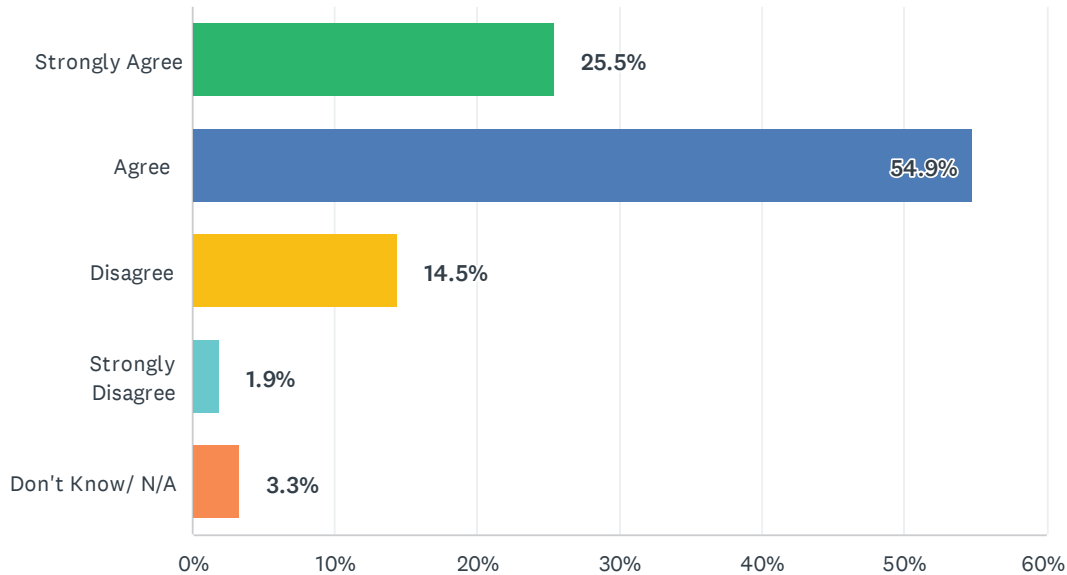
Answered: 428 Skipped: 142



ANSWER CHOICES	RESPONSES	
Strongly Agree	20.1%	86
Agree	41.4%	177
Disagree	7.0%	30
Strongly Disagree	1.4%	6
Don't Know/ N/A	30.1%	129
TOTAL		428

Q47 I am satisfied with the information and communication I receive from my child's school.

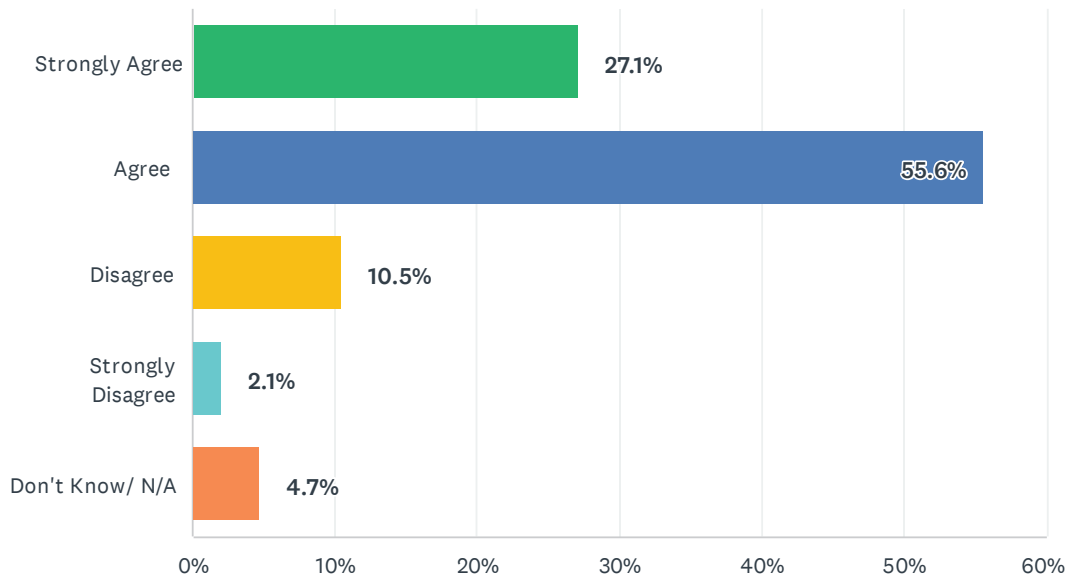
Answered: 428 Skipped: 142



ANSWER CHOICES	RESPONSES	
Strongly Agree	25.5%	109
Agree	54.9%	235
Disagree	14.5%	62
Strongly Disagree	1.9%	8
Don't Know/ N/A	3.3%	14
TOTAL		428

Q48 The school's website is a good source for information.

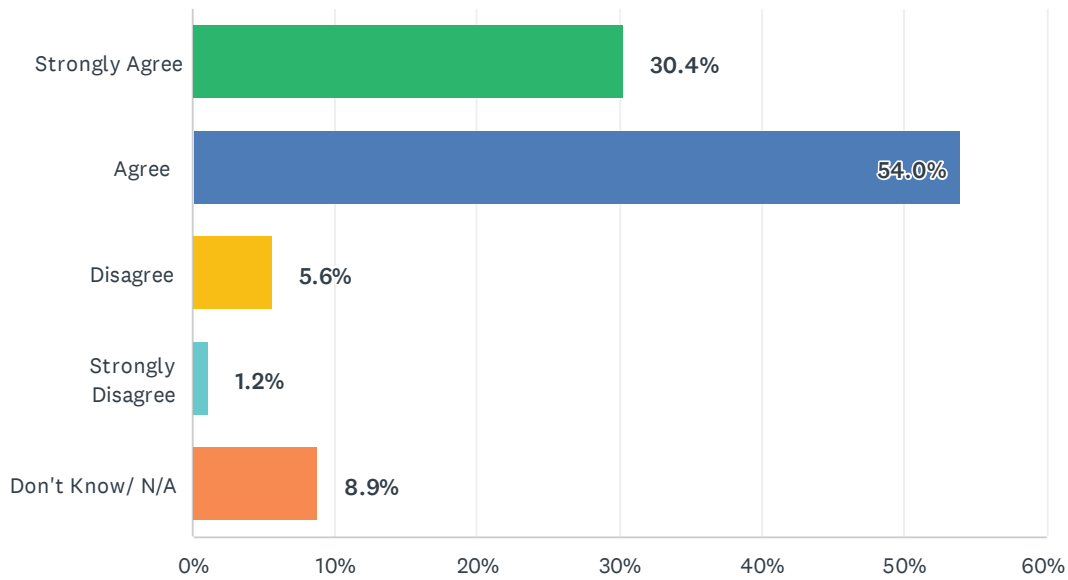
Answered: 428 Skipped: 142



ANSWER CHOICES	RESPONSES	
Strongly Agree	27.1%	116
Agree	55.6%	238
Disagree	10.5%	45
Strongly Disagree	2.1%	9
Don't Know/ N/A	4.7%	20
TOTAL		428

Q49 My child is safe at school.

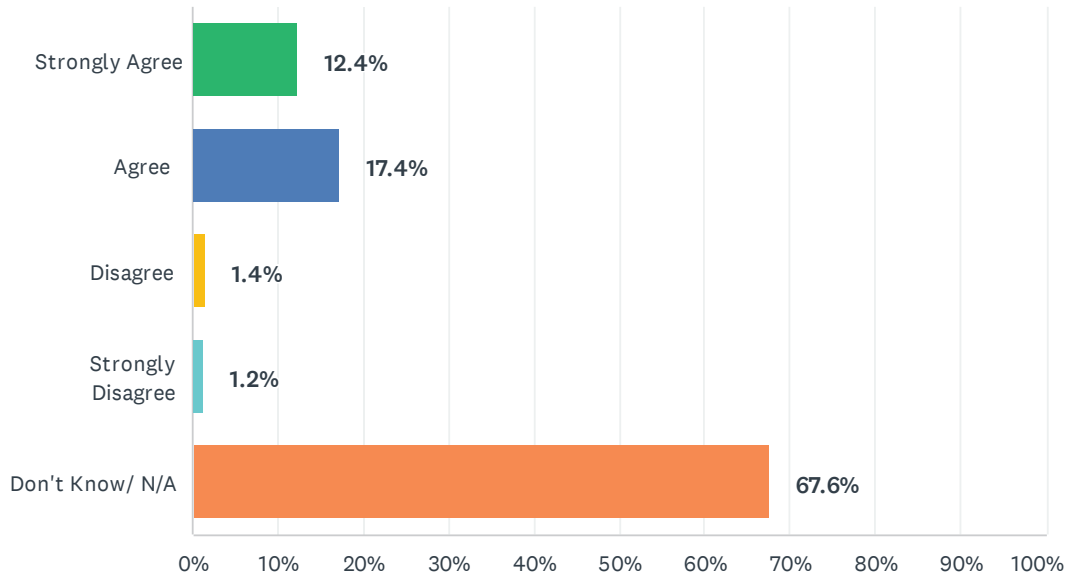
Answered: 428 Skipped: 142



ANSWER CHOICES	RESPONSES	
Strongly Agree	30.4%	130
Agree	54.0%	231
Disagree	5.6%	24
Strongly Disagree	1.2%	5
Don't Know/ N/A	8.9%	38
TOTAL		428

Q50 My child is safe when riding the school bus.

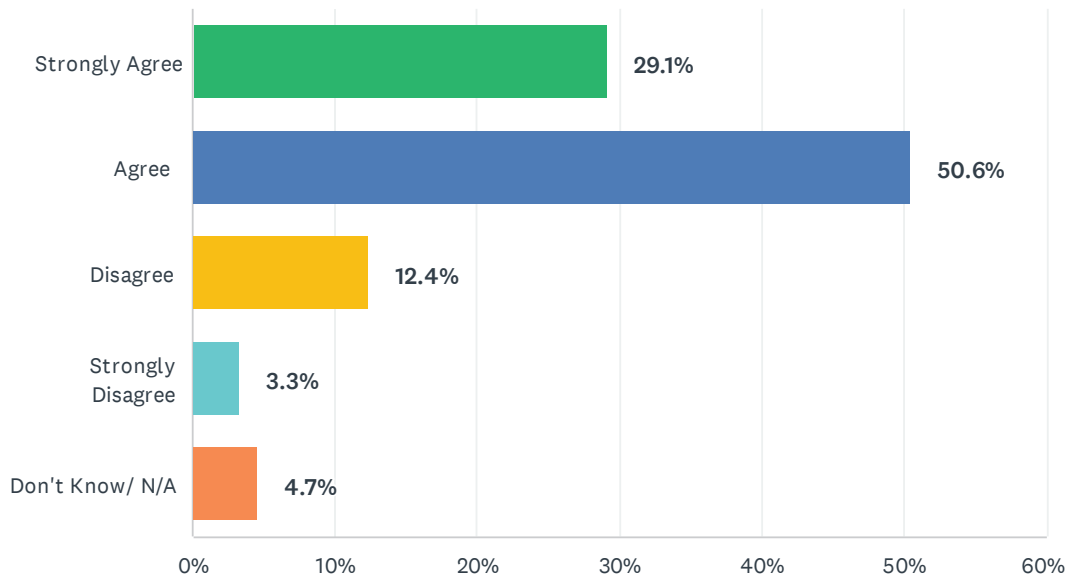
Answered: 426 Skipped: 144



ANSWER CHOICES	RESPONSES	
Strongly Agree	12.4%	53
Agree	17.4%	74
Disagree	1.4%	6
Strongly Disagree	1.2%	5
Don't Know/ N/A	67.6%	288
TOTAL		426

Q51 My child feels a sense of belonging.

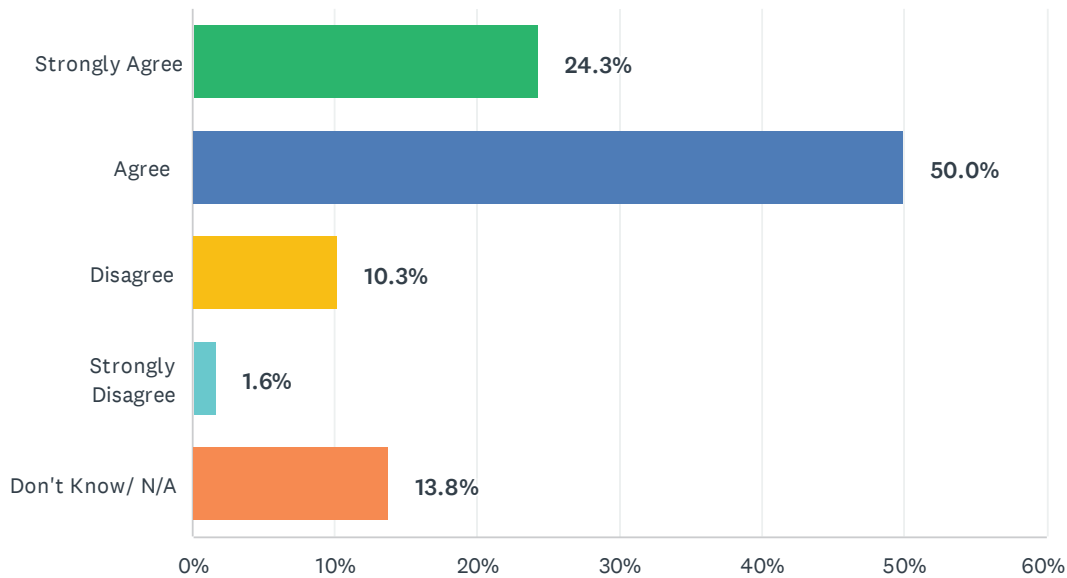
Answered: 429 Skipped: 141



ANSWER CHOICES	RESPONSES	
Strongly Agree	29.1%	125
Agree	50.6%	217
Disagree	12.4%	53
Strongly Disagree	3.3%	14
Don't Know/ N/A	4.7%	20
TOTAL		429

Q52 Teachers and students respect one another at this school.

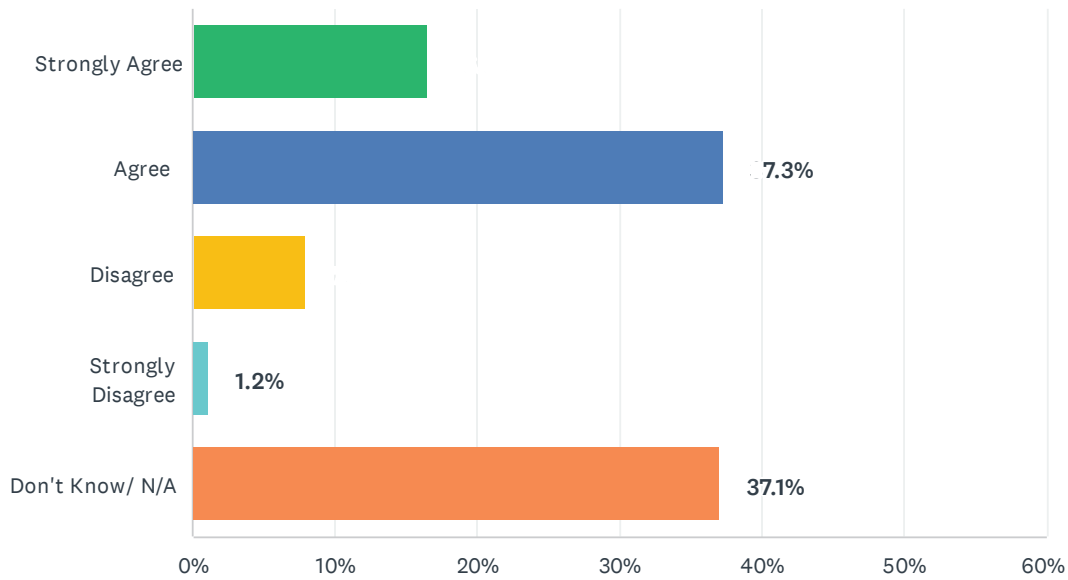
Answered: 428 Skipped: 142



ANSWER CHOICES	RESPONSES	
Strongly Agree	24.3%	104
Agree	50.0%	214
Disagree	10.3%	44
Strongly Disagree	1.6%	7
Don't Know/ N/A	13.8%	59
TOTAL		428

Q53 Discipline is fair.

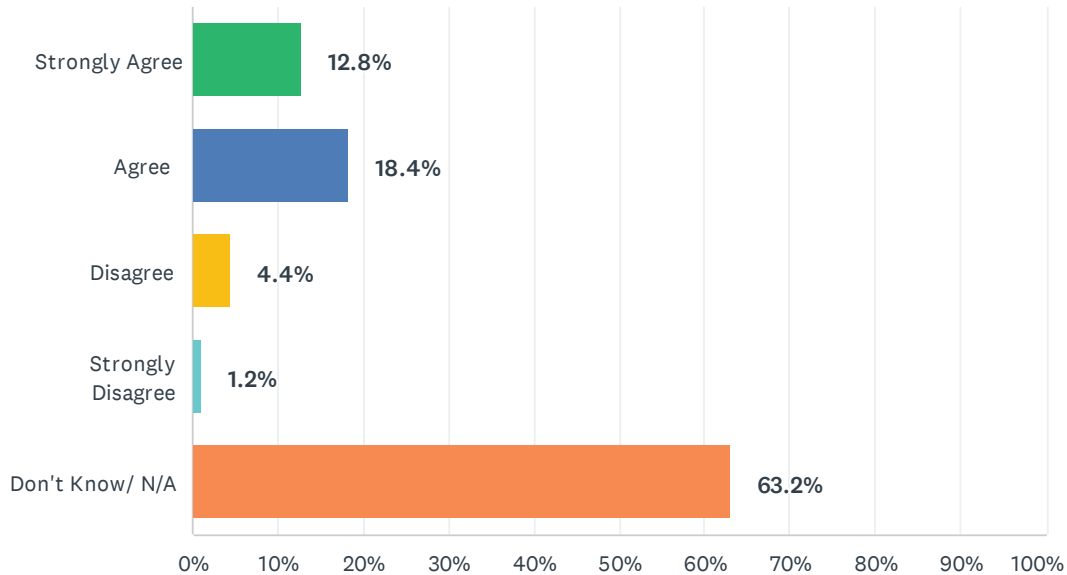
Answered: 429 Skipped: 141



ANSWER CHOICES	RESPONSES	
Strongly Agree	16.6%	71
Agree	37.3%	160
Disagree	7.9%	34
Strongly Disagree	1.2%	5
Don't Know/ N/A	37.1%	159
TOTAL		429

Q54 When threatening behavior between students arises, the school staff intervene appropriately.

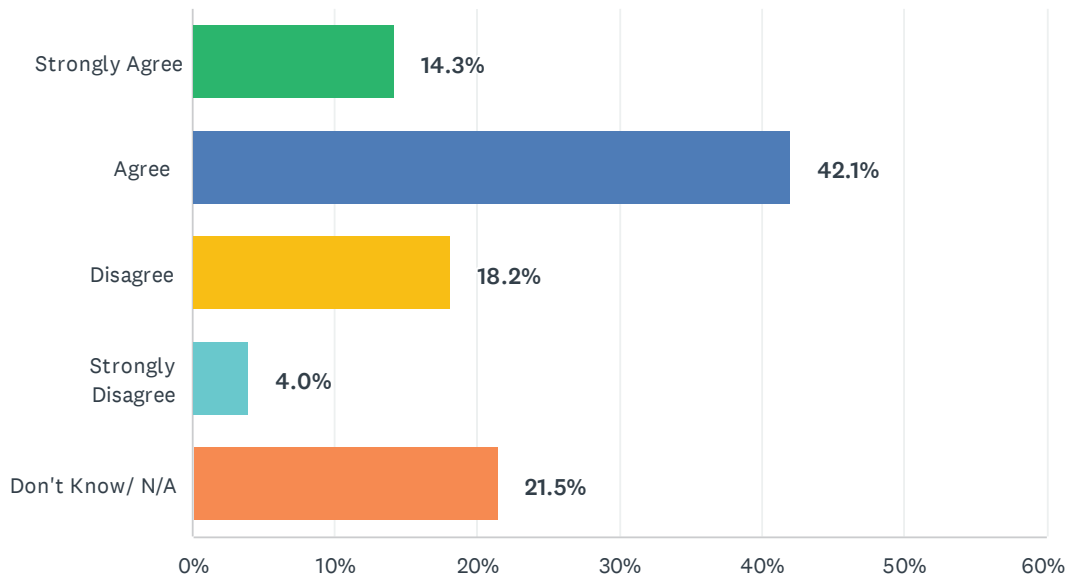
Answered: 429 Skipped: 141



ANSWER CHOICES	RESPONSES	
Strongly Agree	12.8%	55
Agree	18.4%	79
Disagree	4.4%	19
Strongly Disagree	1.2%	5
Don't Know/ N/A	63.2%	271
TOTAL		429

Q55 Students treat each other with kindness and respect.

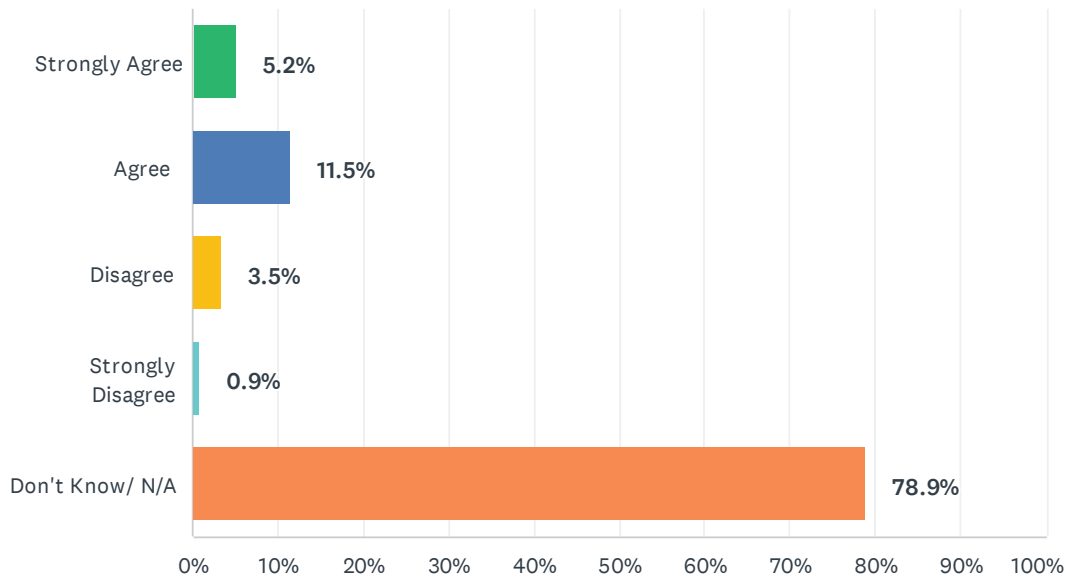
Answered: 428 Skipped: 142



ANSWER CHOICES	RESPONSES	
Strongly Agree	14.3%	61
Agree	42.1%	180
Disagree	18.2%	78
Strongly Disagree	4.0%	17
Don't Know/ N/A	21.5%	92
TOTAL		428

Q56 Students are kind and respectful on the bus.

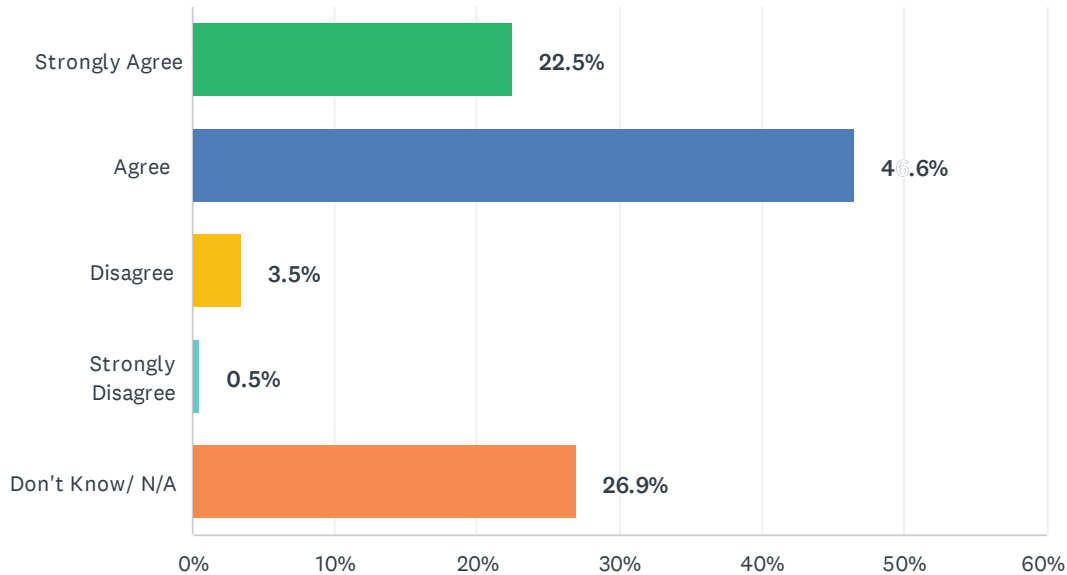
Answered: 427 Skipped: 143



ANSWER CHOICES	RESPONSES	
Strongly Agree	5.2%	22
Agree	11.5%	49
Disagree	3.5%	15
Strongly Disagree	0.9%	4
Don't Know/ N/A	78.9%	337
TOTAL		427

Q57 I feel the school's safety protocols and emergency plans are effective and appropriate.

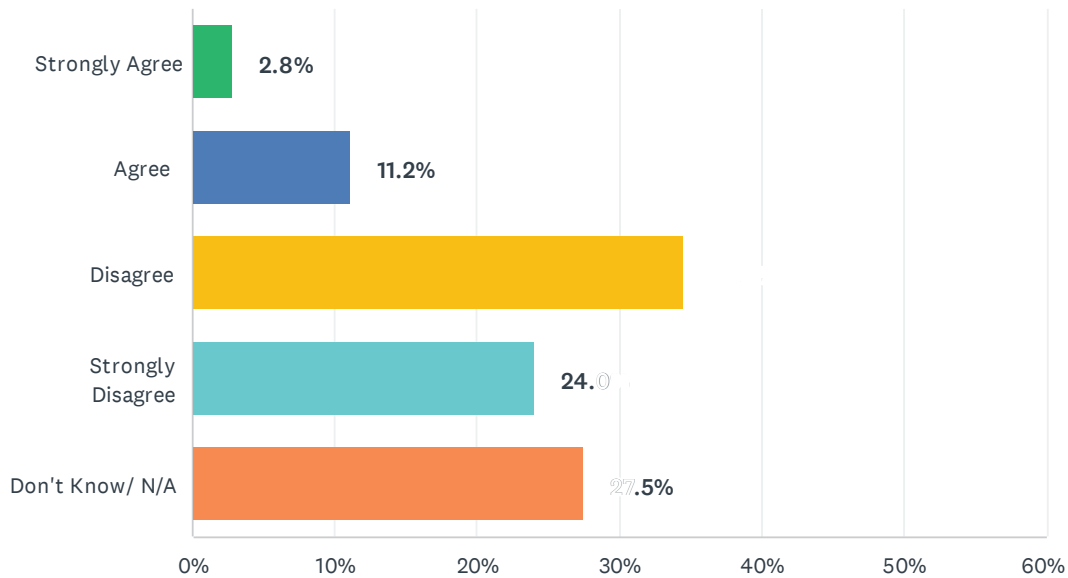
Answered: 427 Skipped: 143



ANSWER CHOICES	RESPONSES	
Strongly Agree	22.5%	96
Agree	46.6%	199
Disagree	3.5%	15
Strongly Disagree	0.5%	2
Don't Know/ N/A	26.9%	115
TOTAL		427

Q58 Alcohol and drug use is not a problem at this school.

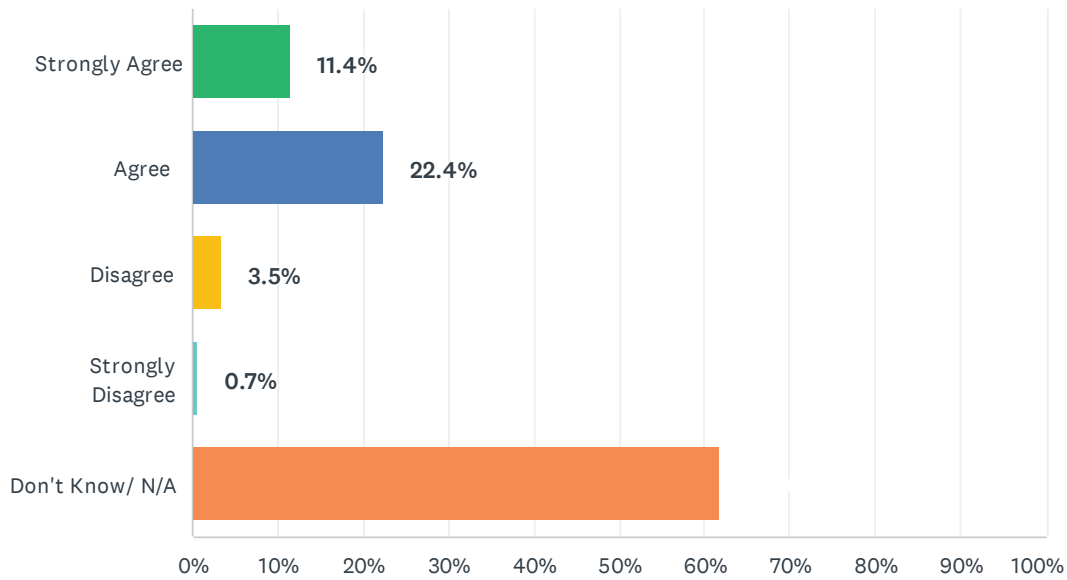
Answered: 429 Skipped: 141



ANSWER CHOICES	RESPONSES	
Strongly Agree	2.8%	12
Agree	11.2%	48
Disagree	34.5%	148
Strongly Disagree	24.0%	103
Don't Know/ N/A	27.5%	118
TOTAL		429

Q59 Students do not bring weapons to campus.

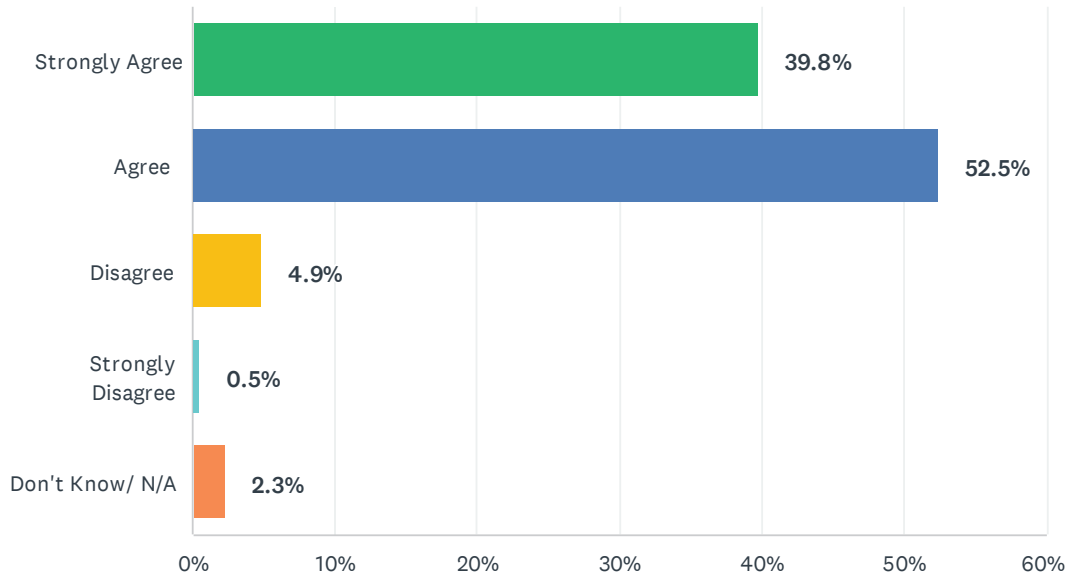
Answered: 428 Skipped: 142



ANSWER CHOICES	RESPONSES	
Strongly Agree	11.4%	49
Agree	22.4%	96
Disagree	3.5%	15
Strongly Disagree	0.7%	3
Don't Know/ N/A	61.9%	265
TOTAL		428

Q60 My child is provided the instructional materials, resources and technology needed for classes.

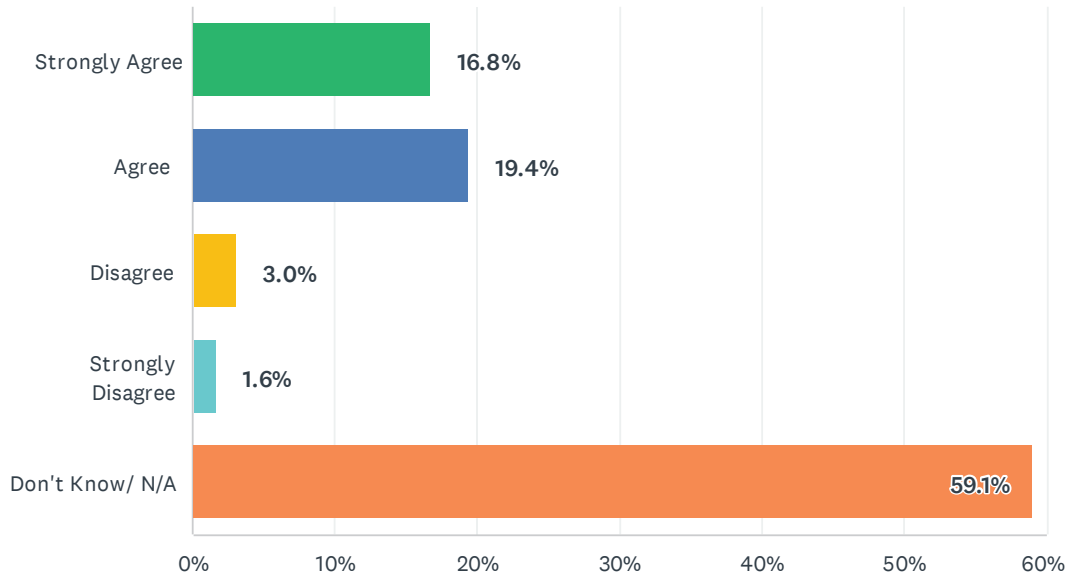
Answered: 427 Skipped: 143



ANSWER CHOICES	RESPONSES	
Strongly Agree	39.8%	170
Agree	52.5%	224
Disagree	4.9%	21
Strongly Disagree	0.5%	2
Don't Know/ N/A	2.3%	10
TOTAL		427

Q61 The school librarian assists in finding resources and reading materials.

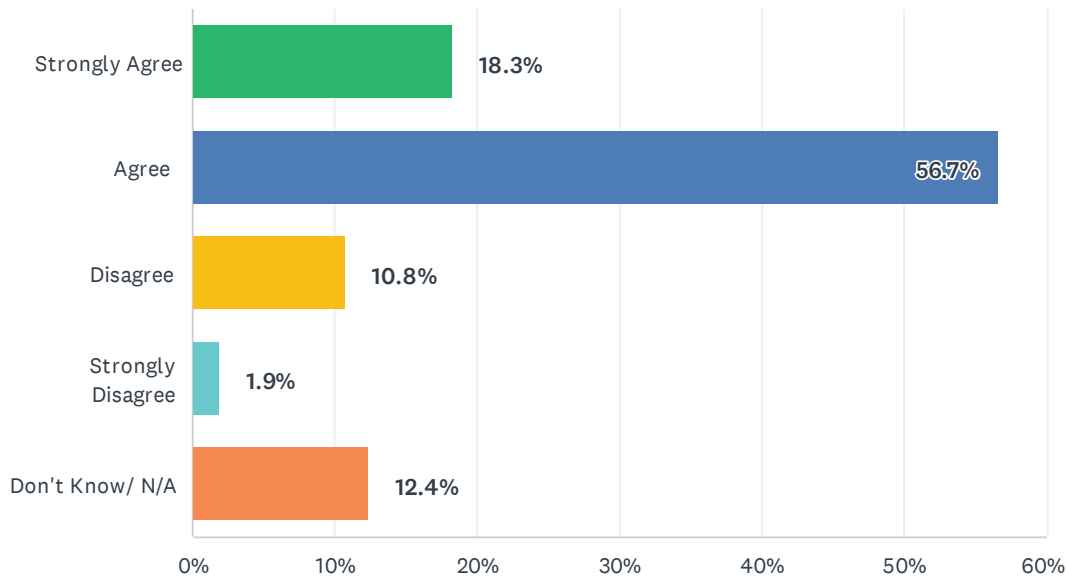
Answered: 428 Skipped: 142



ANSWER CHOICES	RESPONSES	
Strongly Agree	16.8%	72
Agree	19.4%	83
Disagree	3.0%	13
Strongly Disagree	1.6%	7
Don't Know/ N/A	59.1%	253
TOTAL		428

Q62 I feel my child's class sizes are appropriate.

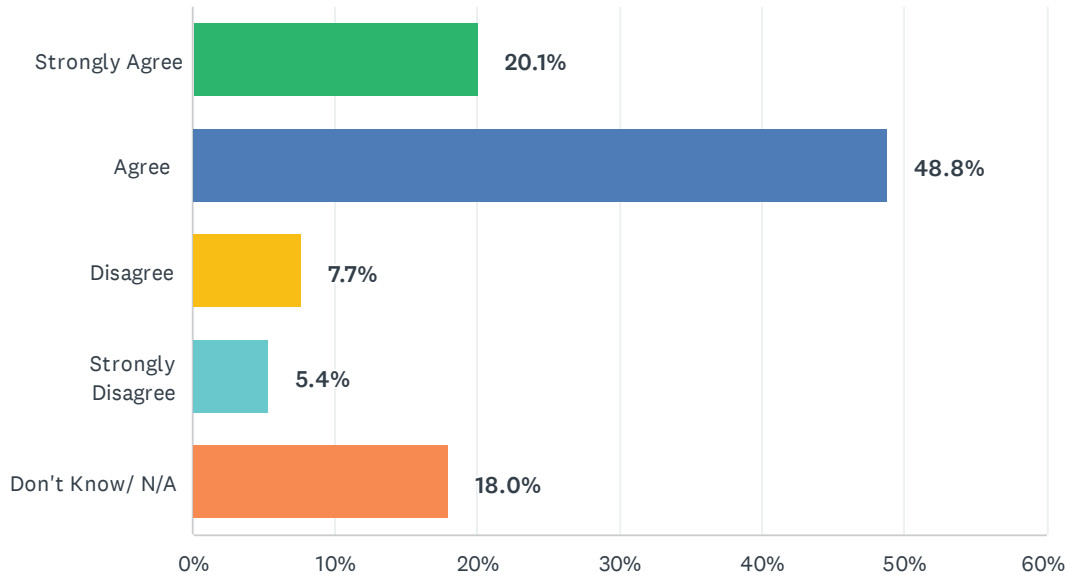
Answered: 427 Skipped: 143



ANSWER CHOICES	RESPONSES	
Strongly Agree	18.3%	78
Agree	56.7%	242
Disagree	10.8%	46
Strongly Disagree	1.9%	8
Don't Know/ N/A	12.4%	53
TOTAL		427

Q63 My child's school counselors are available to help my child with issues that arise at school.

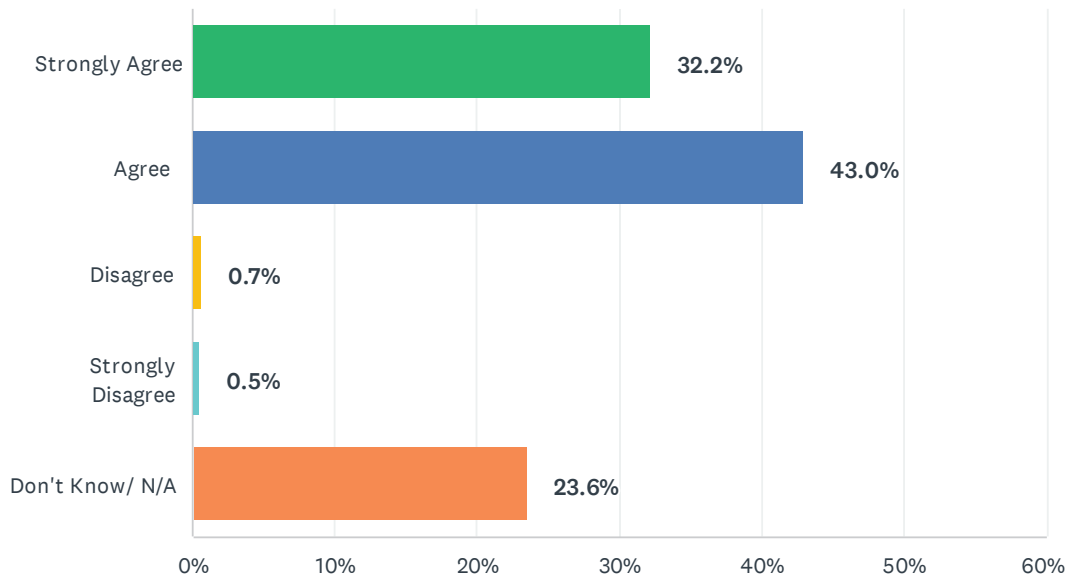
Answered: 428 Skipped: 142



ANSWER CHOICES	RESPONSES	
Strongly Agree	20.1%	86
Agree	48.8%	209
Disagree	7.7%	33
Strongly Disagree	5.4%	23
Don't Know/ N/A	18.0%	77
TOTAL		428

Q64 The school nurse attends to student health issues at school.

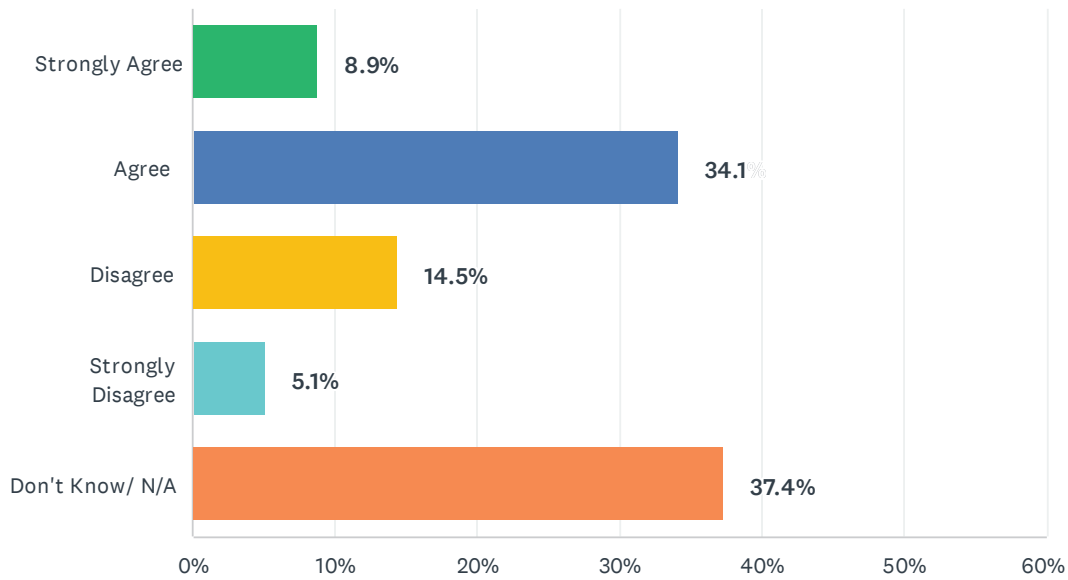
Answered: 428 Skipped: 142



ANSWER CHOICES	RESPONSES	
Strongly Agree	32.2%	138
Agree	43.0%	184
Disagree	0.7%	3
Strongly Disagree	0.5%	2
Don't Know/ N/A	23.6%	101
TOTAL		428

Q65 Healthy food is served in the cafeteria.

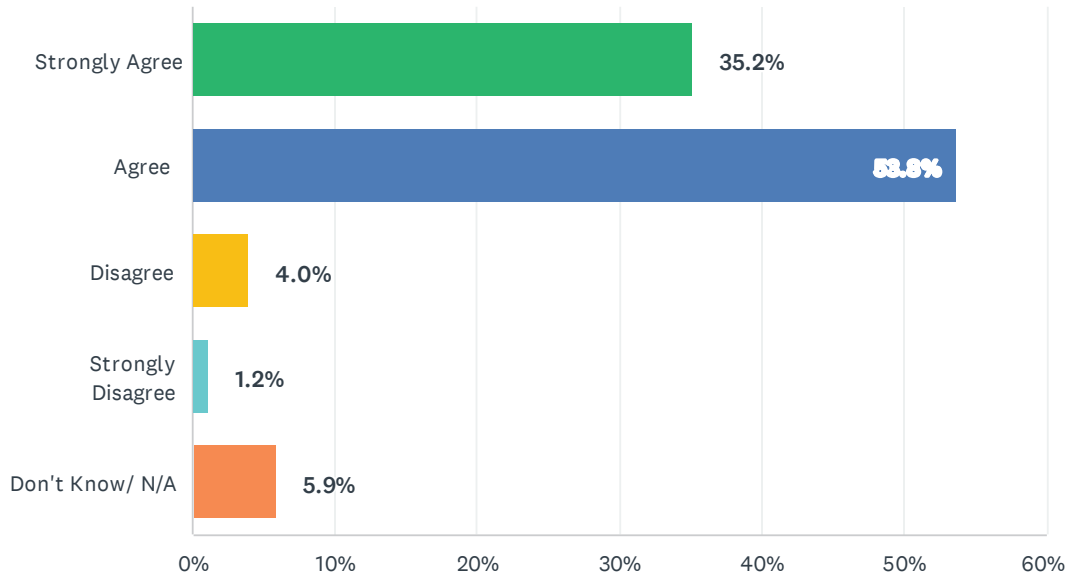
Answered: 428 Skipped: 142



ANSWER CHOICES	RESPONSES	
Strongly Agree	8.9%	38
Agree	34.1%	146
Disagree	14.5%	62
Strongly Disagree	5.1%	22
Don't Know/ N/A	37.4%	160
TOTAL		428

Q66 My child's school is clean and well-maintained (air conditioning and heat work, adequate lighting, grounds kept in order, etc.).

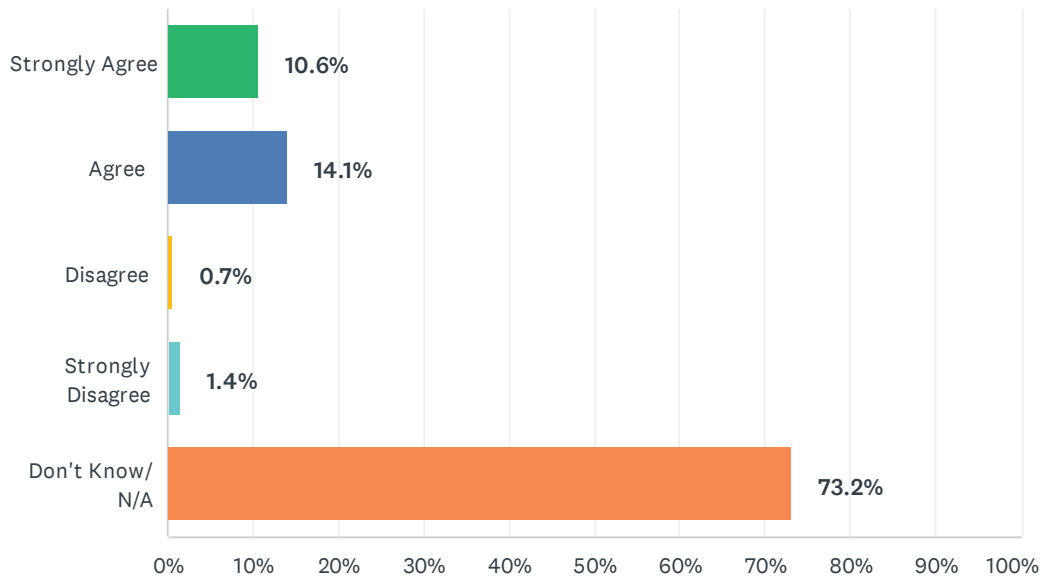
Answered: 426 Skipped: 144



ANSWER CHOICES	RESPONSES	
Strongly Agree	35.2%	150
Agree	53.8%	229
Disagree	4.0%	17
Strongly Disagree	1.2%	5
Don't Know/ N/A	5.9%	25
TOTAL		426

Q67 My child's school bus is on time most days.

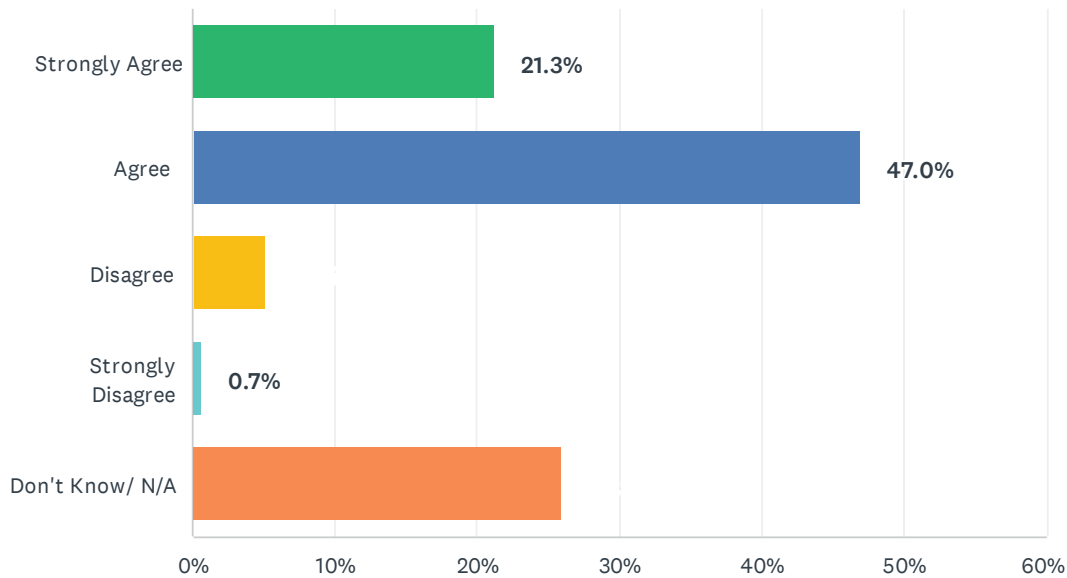
Answered: 426 Skipped: 144



ANSWER CHOICES	RESPONSES	
Strongly Agree	10.6%	45
Agree	14.1%	60
Disagree	0.7%	3
Strongly Disagree	1.4%	6
Don't Know/ N/A	73.2%	312
TOTAL		426

Q68 I feel my child is safe because of the security team at WHS.

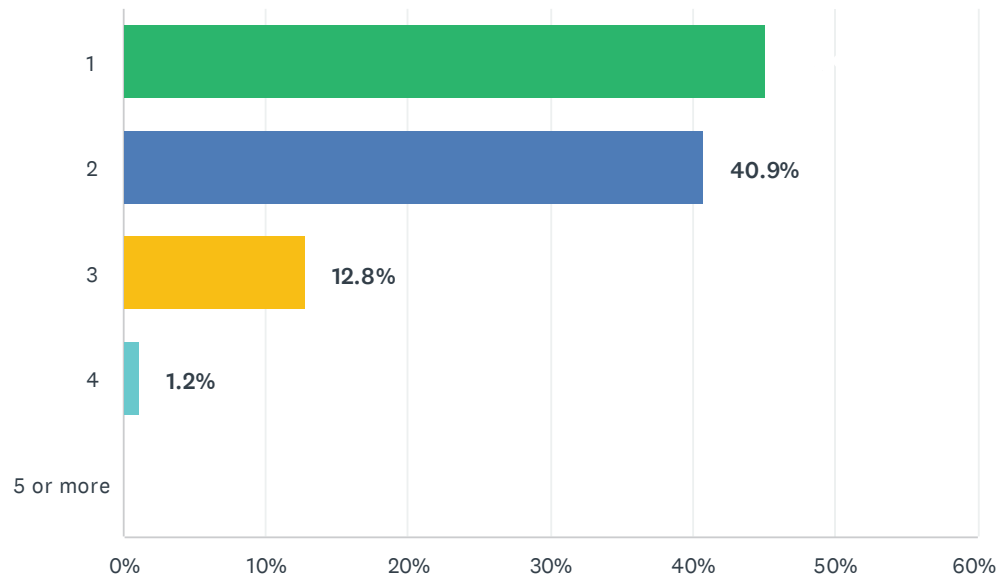
Answered: 428 Skipped: 142



ANSWER CHOICES	RESPONSES	
Strongly Agree	21.3%	91
Agree	47.0%	201
Disagree	5.1%	22
Strongly Disagree	0.7%	3
Don't Know/ N/A	25.9%	111
TOTAL		428

Q69 How many children do you have attending a district school?

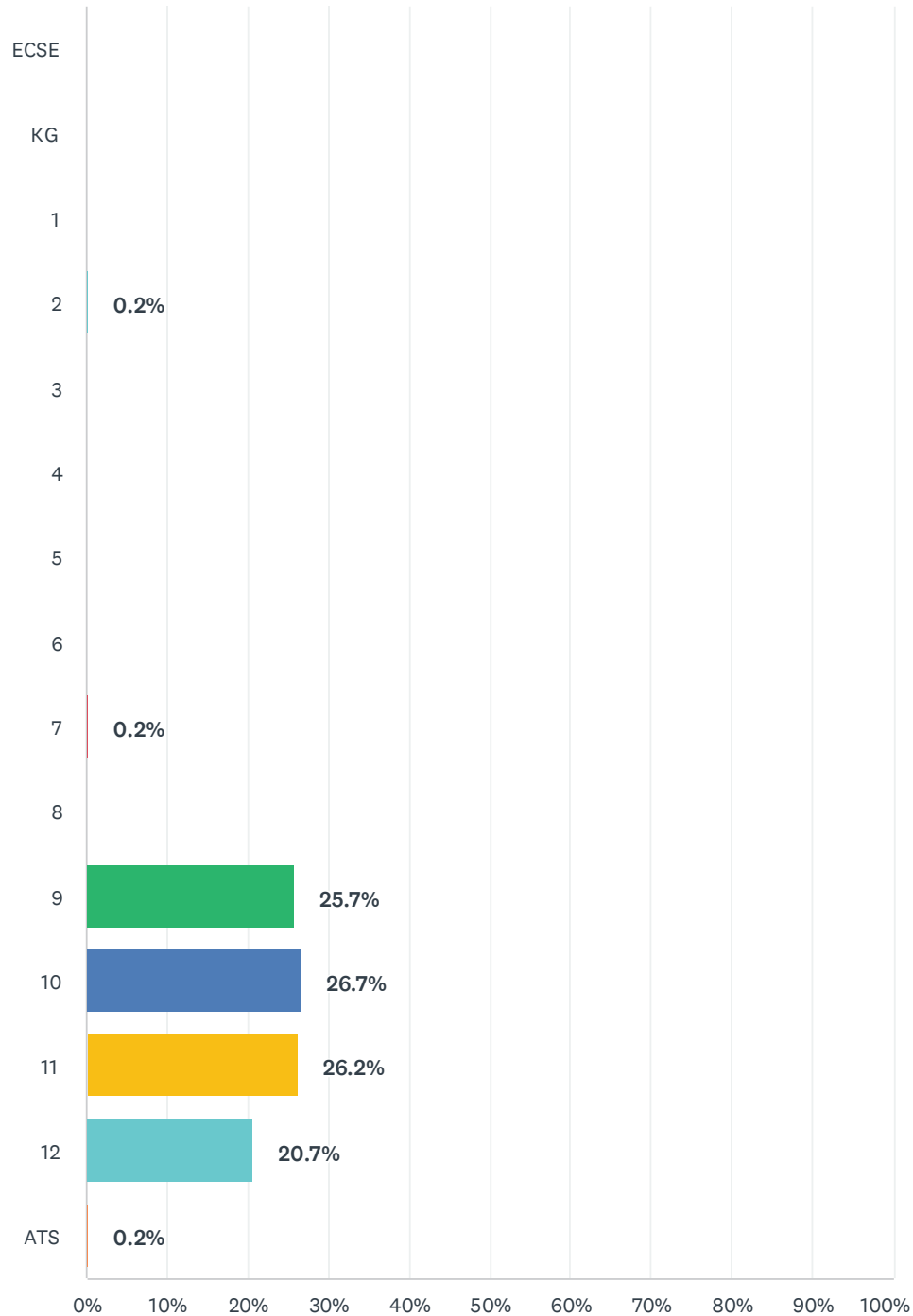
Answered: 421 Skipped: 149



ANSWER CHOICES		RESPONSES	
1		45.1%	190
2		40.9%	172
3		12.8%	54
4		1.2%	5
5 or more		0.0%	0
TOTAL			421

Q70 Please indicate the grade level of the child for whom you are responding.

Answered: 420 Skipped: 150

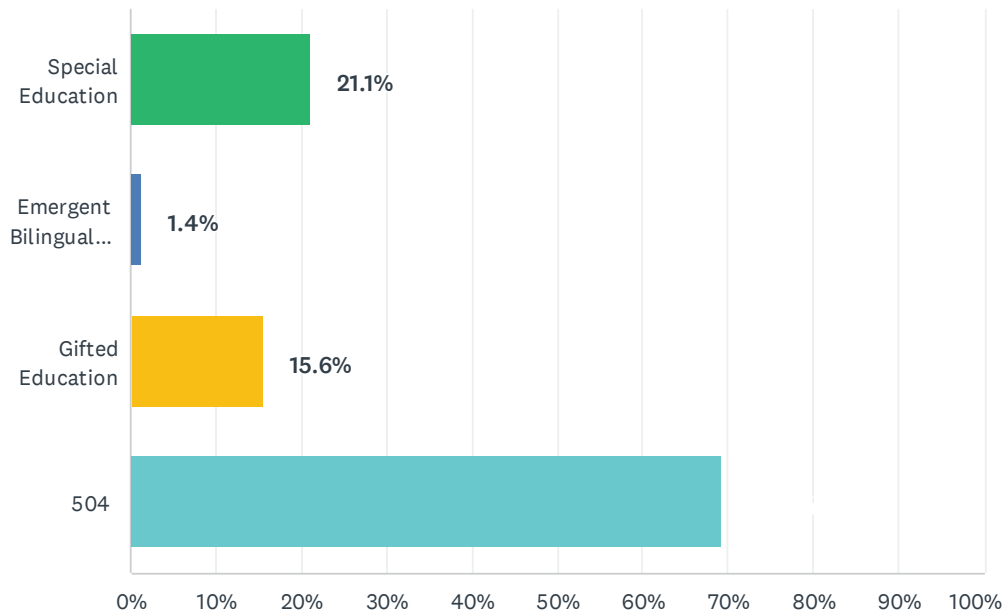


Parent Climate Survey 2022

ANSWER CHOICES	RESPONSES	
ECSE	0.0%	0
KG	0.0%	0
1	0.0%	0
2	0.2%	1
3	0.0%	0
4	0.0%	0
5	0.0%	0
6	0.0%	0
7	0.2%	1
8	0.0%	0
9	25.7%	108
10	26.7%	112
11	26.2%	110
12	20.7%	87
ATS	0.2%	1
TOTAL		420

Q71 Does your child receive any of the following services at this school?

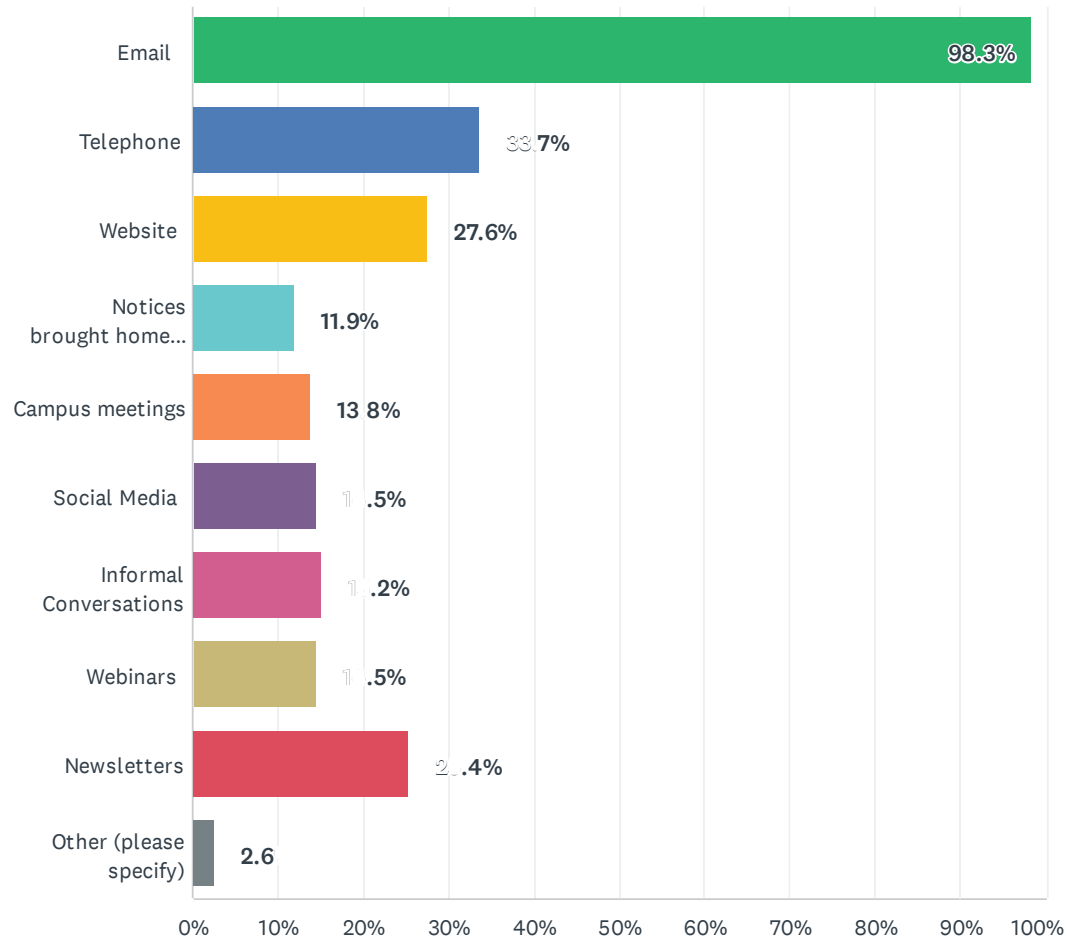
Answered: 147 Skipped: 423



ANSWER CHOICES	RESPONSES	
Special Education	21.1%	31
Emergent Bilingual (Formerly ELL)	1.4%	2
Gifted Education	15.6%	23
504	69.4%	102
Total Respondents: 147		

Q72 What are the best ways for the school to communicate with you about your child's education?

Answered: 421 Skipped: 149

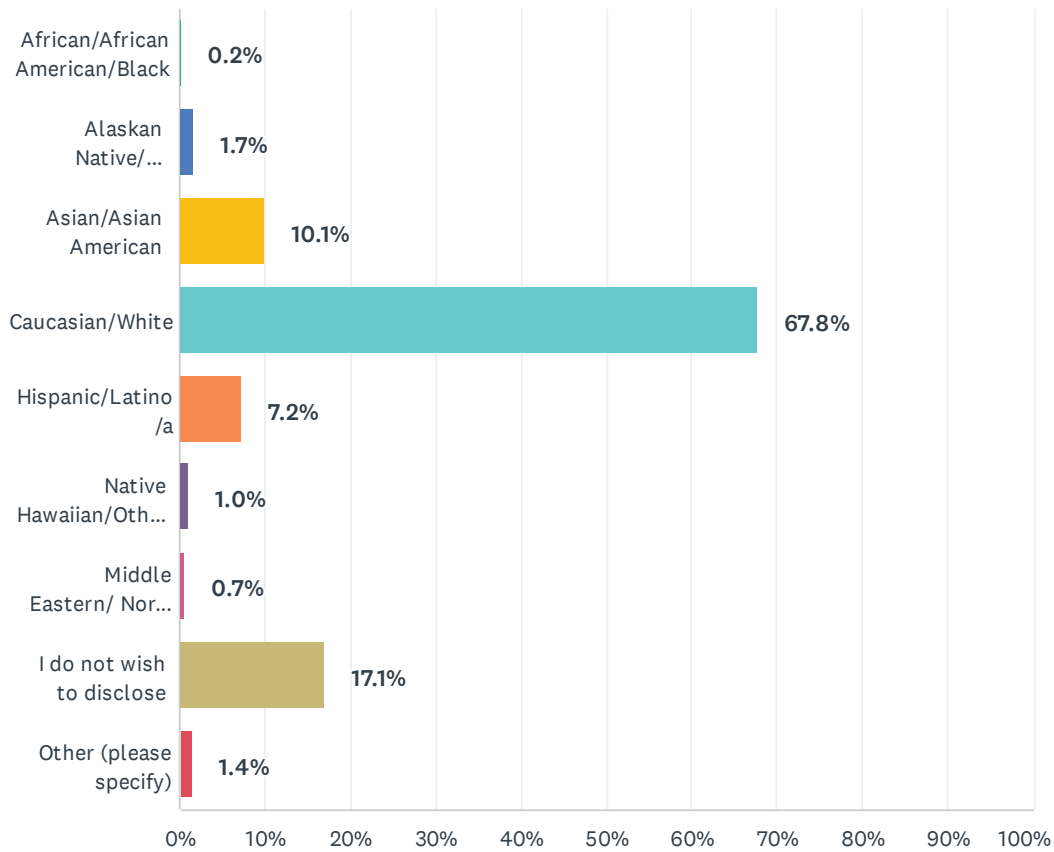


Parent Climate Survey 2022

ANSWER CHOICES	RESPONSES	
Email	98.3%	414
Telephone	33.7%	142
Website	27.6%	116
Notices brought home by student	11.9%	50
Campus meetings	13.8%	58
Social Media	14.5%	61
Informal Conversations	15.2%	64
Webinars	14.5%	61
Newsletters	25.4%	107
Other (please specify)	2.6%	11
Total Respondents: 421		

Q73 What is your race/ethnicity? (Check all that apply.)

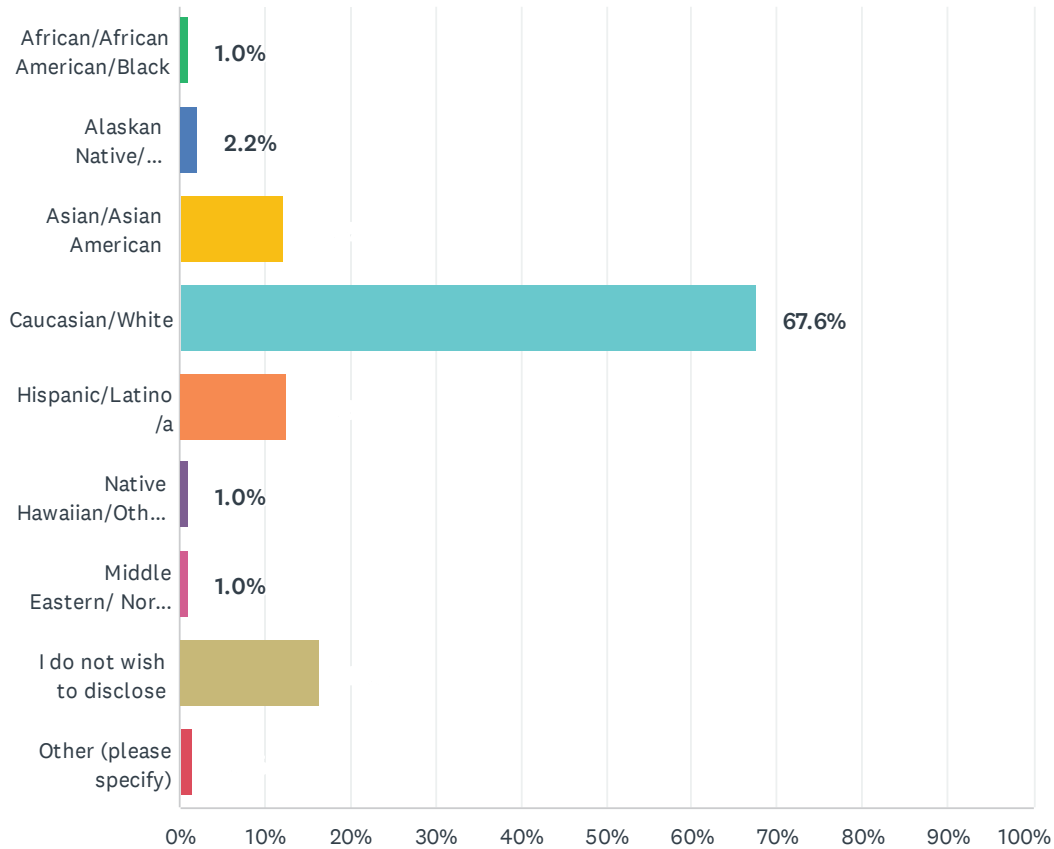
Answered: 416 Skipped: 154



ANSWER CHOICES	RESPONSES	
African/African American/Black	0.2%	1
Alaskan Native/ Indigenous/ Native American	1.7%	7
Asian/Asian American	10.1%	42
Caucasian/White	67.8%	282
Hispanic/Latino/a	7.2%	30
Native Hawaiian/Other Pacific Islander	1.0%	4
Middle Eastern/ North African	0.7%	3
I do not wish to disclose	17.1%	71
Other (please specify)	1.4%	6
Total Respondents: 416		

Q74 What racial/ ethnic groups are represented in your immediate family? (Check all that apply.)

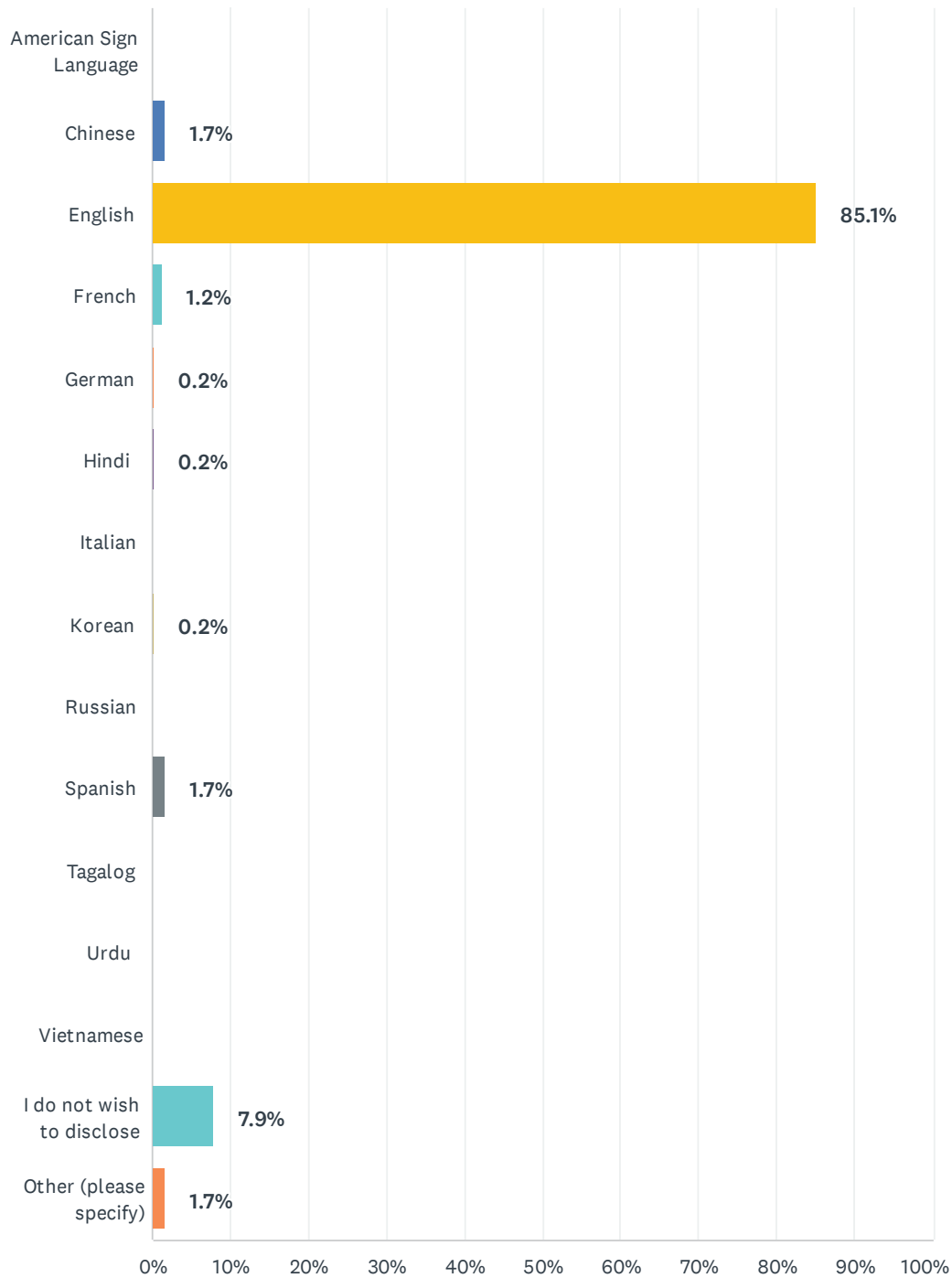
Answered: 413 Skipped: 157



ANSWER CHOICES	RESPONSES	
African/African American/Black	1.0%	4
Alaskan Native/ Indigenous/ Native American	2.2%	9
Asian/Asian American	12.1%	50
Caucasian/White	67.6%	279
Hispanic/Latino/a	12.6%	52
Native Hawaiian/Other Pacific Islander	1.0%	4
Middle Eastern/ North African	1.0%	4
I do not wish to disclose	16.5%	68
Other (please specify)	1.5%	6
Total Respondents: 413		

Q75 What is the primary language spoken in your home?

Answered: 416 Skipped: 154

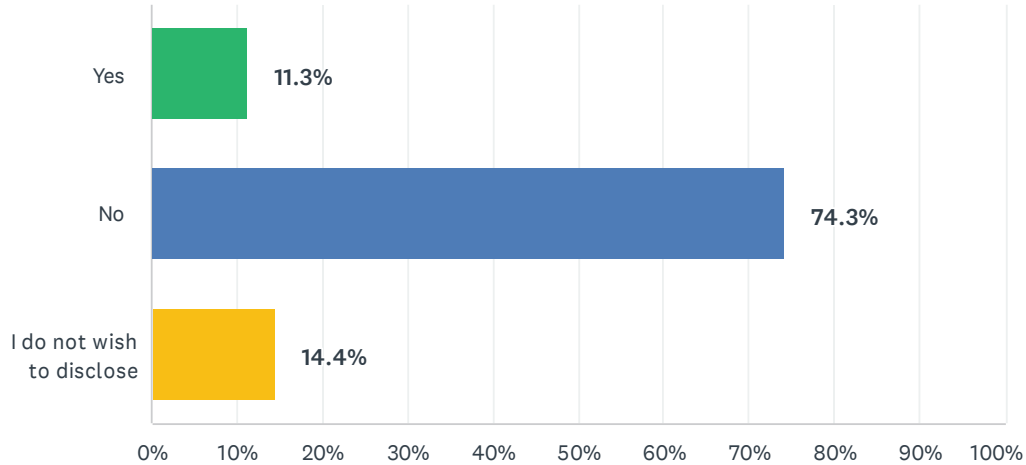


Parent Climate Survey 2022

ANSWER CHOICES	RESPONSES	
American Sign Language	0.0%	0
Chinese	1.7%	7
English	85.1%	354
French	1.2%	5
German	0.2%	1
Hindi	0.2%	1
Italian	0.0%	0
Korean	0.2%	1
Russian	0.0%	0
Spanish	1.7%	7
Tagalog	0.0%	0
Urdu	0.0%	0
Vietnamese	0.0%	0
I do not wish to disclose	7.9%	33
Other (please specify)	1.7%	7
TOTAL		416

Q76 Do you or a member of your immediate family identify as a member of the LGBTQ community?

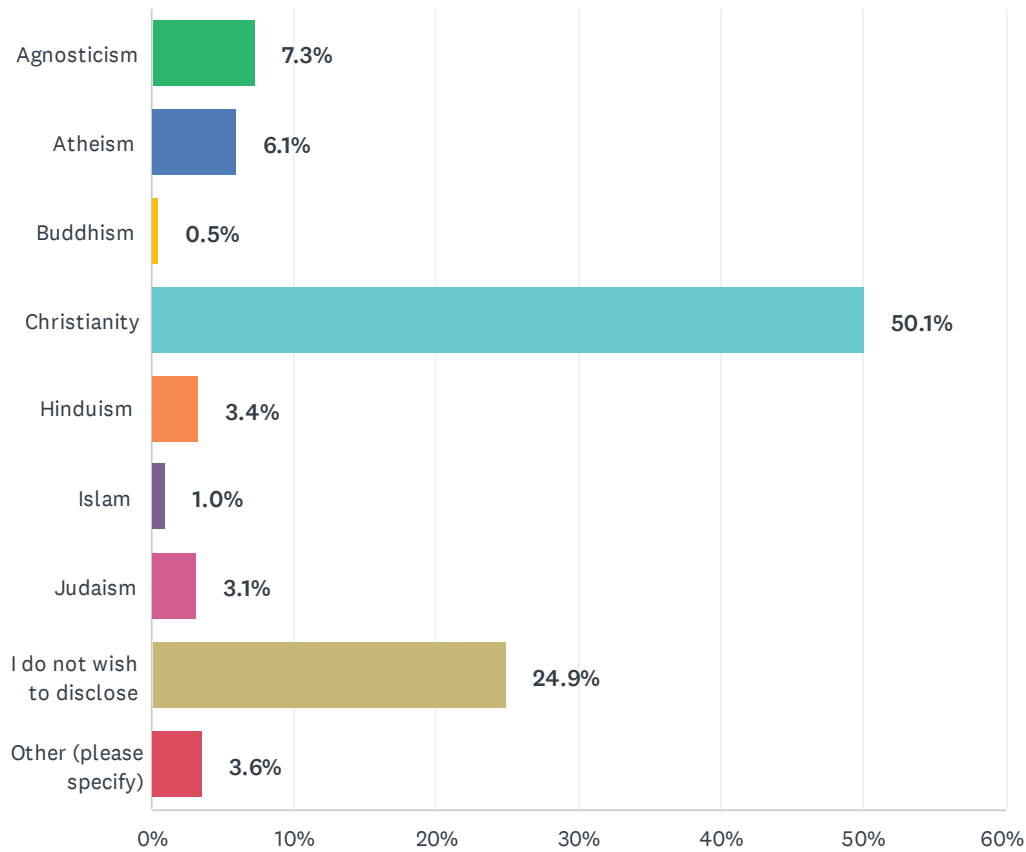
Answered: 416 Skipped: 154



ANSWER CHOICES	RESPONSES	
Yes	11.3%	47
No	74.3%	309
I do not wish to disclose	14.4%	60
TOTAL		416

Q77 What is your religious affiliation?

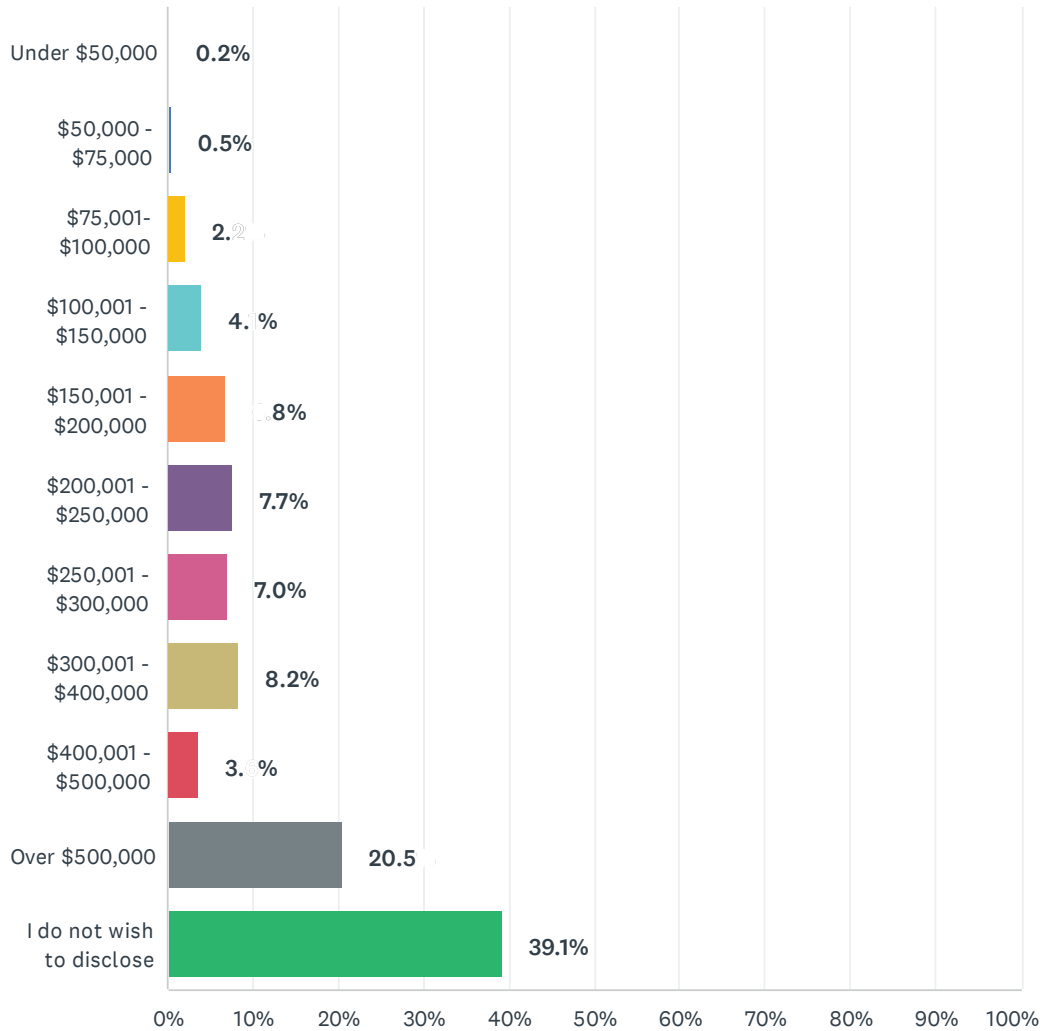
Answered: 413 Skipped: 157



ANSWER CHOICES	RESPONSES	
Agnosticism	7.3%	30
Atheism	6.1%	25
Buddhism	0.5%	2
Christianity	50.1%	207
Hinduism	3.4%	14
Islam	1.0%	4
Judaism	3.1%	13
I do not wish to disclose	24.9%	103
Other (please specify)	3.6%	15
TOTAL		413

Q78 What is your total gross/pretax household income?

Answered: 414 Skipped: 156



Parent Climate Survey 2022

ANSWER CHOICES	RESPONSES	
Under \$50,000	0.2%	1
\$50,000 - \$75,000	0.5%	2
\$75,001- \$100,000	2.2%	9
\$100,001 - \$150,000	4.1%	17
\$150,001 - \$200,000	6.8%	28
\$200,001 - \$250,000	7.7%	32
\$250,001 - \$300,000	7.0%	29
\$300,001 - \$400,000	8.2%	34
\$400,001 - \$500,000	3.6%	15
Over \$500,000	20.5%	85
I do not wish to disclose	39.1%	162
TOTAL		414