SPRINGFIELD PUBLIC SCHOOLS

ENGAGING STUDENTS • FOSTERING ACHIEVEMENT • CULTIVATING 21ST CENTURY GLOBAL SKILLS

Springfield Public Schools
Springfield, New Jersey 07081

AP Italian V

Curriculum Manual

2021

This curriculum may be modified through varying materials, techniques, and strategies as per an individual student's IEP.

Springfield Board of Education
Approved on April 12, 2021

SPRINGFIELD PUBLIC SCHOOLS

ENGAGING STUDENTS • FOSTERING ACHIEVEMENT • CULTIVATING 21ST CENTURY GLOBAL SKILLS

Springfield Public Schools
Springfield, New Jersey

Rachel Goldberg
Superintendent of Schools

Erica Scudero
Assistant Superintendent

Curriculum Developed By:

Dr. Norman Francis ~ Principal

Candice Schiano ~ Supervisor of Humanities

Agatina Scimone~ Teacher

EXTRACT OF THE MINUTES OF A MEETING OF
THE BOARD OF EDUCATION OF
THE TOWNSHIP OF SPRINGFIELD
COUNTY OF UNION, NEW JERSEY
AS RECORDED IN THE OFFICIAL MINUTE BOOK

The Board of Education of the Township of Springfield, in the County of Union, New Jersey, convened in Regular Session on April 12, 2021 at 7:14 PM.

The following members of the Board of Education were present:

Present: Mr. Anthony Delia, Mr. Marc Miller, Mr. Hector Munoz, Mrs. Meredith Murphy, Mrs. Kristy Rubin, Mrs. Paula Saha, Mr. Scott Silverstein, Mrs. Hilary Turnbull, Mrs. Laura Gamarekian

The following resolution was offered by Mrs. Saha, seconded by Mr. Silverstein and adopted by the Board of Education by the Roll Call vote as indicated.

TITLE: REVISED CURRICULUM

RESOLVED :

At the recommendation of the Superintendent, to approve the following revised curriculum –

- Spanish I - High School
- Spanish II - High School
- Spanish III - High School
- Spanish IV - High School
- AP Spanish V - High School
- AP Spanish VI - High School
- AP Italian V - High School
- AP Psychology - High School.

ROLL CALL:

Yeas: Unanimous by all Members present. MOTION CARRIED

STATE OF NEW JERSEY)
)
COUNTY OF UNION)

I, Matthew A. Clarke, Business Administrator/Board Secretary of the Township of Springfield in the County of Union, State of New Jersey, hereby, certify that the foregoing extract from the minutes of the meeting of the Board of Education of said District duly called and held on April 12, 2021 has been compared by me with the original minutes as officially recorded in my Office in the Minute Book of said Township of Springfield Board of Education and is a true, complete copy thereof and of the whole of said original minutes so far as the same relates to the subject matter referred to on said extract. In witness, I have hereunto set my hand and affixed the corporate seal of said Board of Education this 13th day of April 2021.

SEAL

Matthew A. Clarke
Business Administrator/Board Secretary

CollegeBoard AP®

INCLUDES

- ✓ Course framework
- ✓ Instructional section
- ✓ Sample exam questions

AP® Italian Language and Culture

COURSE AND EXAM DESCRIPTION

Effective
Fall 2020

AP® Italian Language and Culture

COURSE AND EXAM DESCRIPTION

Effective
Fall 2020

AP COURSE AND EXAM DESCRIPTIONS ARE UPDATED PERIODICALLY

Please visit AP Central (apcentral.collegeboard.org) to determine whether a more recent course and exam description is available.

About College Board

College Board is a mission-driven not-for-profit organization that connects students to college success and opportunity. Founded in 1900, College Board was created to expand access to higher education. Today, the membership association is made up of over 6,000 of the world's leading educational institutions and is dedicated to promoting excellence and equity in education. Each year, College Board helps more than seven million students prepare for a successful transition to college through programs and services in college readiness and college success—including the SAT® and the Advanced Placement® Program. The organization also serves the education community through research and advocacy on behalf of students, educators, and schools.

For further information, visit **collegeboard.org**.

AP Equity and Access Policy

College Board strongly encourages educators to make equitable access a guiding principle for their AP programs by giving all willing and academically prepared students the opportunity to participate in AP. We encourage the elimination of barriers that restrict access to AP for students from ethnic, racial, and socioeconomic groups that have been traditionally underserved. Schools should make every effort to ensure their AP classes reflect the diversity of their student population. College Board also believes that all students should have access to academically challenging course work before they enroll in AP classes, which can prepare them for AP success. It is only through a commitment to equitable preparation and access that true equity and excellence can be achieved.

Designers: Sonny Mui and Bill Tully

© 2020 College Board. College Board, Advanced Placement, AP, AP Central, and the acorn logo are registered trademarks of College Board. All other products and services may be trademarks of their respective owners.

Visit College Board on the Web: **collegeboard.org**.

Contents

v **Acknowledgments**

1 **About AP**

4 **AP Resources and Supports**

6 **Instructional Model**

7 **About the AP Italian Language and Culture Course**

7 College Course Equivalent

7 Prerequisites

COURSE FRAMEWORK

11 **Introduction**

12 **Course Framework Components**

17 **Unit Guides**

22 Using the Unit Guides

25 UNIT 1: Families in Different Societies

41 UNIT 2: The Influence of Language and Culture on Identity

53 UNIT 3: Influences of Beauty and Art

69 UNIT 4: How Science and Technology Affect Our Lives

83 UNIT 5: Factors That Impact the Quality of Life

99 UNIT 6: Environmental, Political, and Societal Challenges

ACHIEVEMENT LEVEL DESCRIPTIONS

115 **Introduction**

INSTRUCTIONAL APPROACHES

137 **Selecting and Using Course Materials**

138 **Instructional Strategies**

151 **Developing Course Skills**

EXAM INFORMATION

163 **Exam Overview**

169 **Sample Exam Questions**

SCORING GUIDELINES

185 **Question 1: Email Reply**

188 **Question 4: Cultural Presentation**

THIS PAGE IS INTENTIONALLY LEFT BLANK.

Acknowledgments

Much of the work done on this and previous editions was informed by the valuable input of Curriculum Development and Assessment committees.

College Board would like to thank **Antonietta Di Pietro,** *G.W. Carver Middle School, Miami, FL,* **Silvana DiCenso Myette**, *Boston Latin School, Boston, MA,* and **Jenny Zhukavets,** *Classical High School, Providence, RI*, for their assistance with the development of this curriculum.

College Board Staff

Erica Appel, *Associate Director, AP Curricular Publications*

Marcia Arndt, *Senior Director, AP World Languages and Cultures Content Development*

Cheryl Harmon, *Senior Director, AP Instructional Design and PD Resource Development*

David Jahner, *Director, AP World Languages and Cultures Content Development*

Fang Ji, *Director, AP World Languages and Cultures Content Development*

Daniel McDonough, *Senior Director, AP Content Integration*

SPECIAL THANKS *Brian Robinson and John R. Williamson*

© 2020 College Board

THIS PAGE IS INTENTIONALLY LEFT BLANK.

About AP

College Board's Advanced Placement® Program (AP®) enables willing and academically prepared students to pursue college-level studies—with the opportunity to earn college credit, advanced placement, or both—while still in high school. Through AP courses in 38 subjects, each culminating in a challenging exam, students learn to think critically, construct solid arguments, and see many sides of an issue—skills that prepare them for college and beyond. Taking AP courses demonstrates to college admission officers that students have sought the most challenging curriculum available to them, and research indicates that students who score a 3 or higher on an AP Exam typically experience greater academic success in college and are more likely to earn a college degree than non-AP students. Each AP teacher's syllabus is evaluated and approved by faculty from some of the nation's leading colleges and universities, and AP Exams are developed and scored by college faculty and experienced AP teachers. Most four-year colleges and universities in the United States grant credit, advanced placement, or both on the basis of successful AP Exam scores—more than 3,300 institutions worldwide annually receive AP scores.

AP Course Development

In an ongoing effort to maintain alignment with best practices in college-level learning, AP courses and exams emphasize challenging, research-based curricula aligned with higher education expectations.

Individual teachers are responsible for designing their own curriculum for AP courses, selecting appropriate college-level readings, assignments, and resources. This course and exam description presents the content and skills that are the focus of the corresponding college course and that appear on the AP Exam. It also organizes the content and skills into a series of units that represent a sequence found in widely adopted college textbooks and that many AP teachers have told us they follow in order to focus their instruction. The intention of this publication is to respect teachers' time and expertise by providing a roadmap that they can modify and adapt to their local priorities and preferences. Moreover, by organizing the AP course content and skills into units, the AP Program is able to provide teachers and students with free formative assessments—Personal Progress Checks—that teachers can assign throughout the year to measure student progress as they acquire content knowledge and develop skills.

Enrolling Students: Equity and Access

College Board strongly encourages educators to make equitable access a guiding principle for their AP programs by giving all willing and academically prepared students the opportunity to participate in AP. We encourage the elimination of barriers that restrict access to AP for students from ethnic, racial, and socioeconomic groups that have been traditionally underserved. College Board also believes that all students should have access to academically challenging coursework before they enroll in AP classes, which can prepare them for AP success. It is only through a commitment to equitable preparation and access that true equity and excellence can be achieved.

Offering AP Courses: The AP Course Audit

The AP Program unequivocally supports the principle that each school implements its own curriculum that will enable students to develop the content understandings and skills described in the course framework.

While the unit sequence represented in this publication is optional, the AP Program does have a short list of curricular and resource requirements that must be fulfilled before a school can label a course "Advanced Placement" or "AP." Schools wishing to offer AP courses must participate in the AP Course Audit, a process through which AP teachers' course materials are reviewed by college faculty. The AP Course Audit was created to provide teachers and administrators with clear guidelines on curricular and resource requirements for AP courses and to help colleges and universities validate courses marked "AP" on students' transcripts. This process ensures that AP teachers' courses meet or exceed the curricular and resource expectations that college and secondary school faculty have established for college-level courses.

© 2020 College Board

The AP Course Audit form is submitted by the AP teacher and the school principal (or designated administrator) to confirm awareness and understanding of the curricular and resource requirements. A syllabus or course outline, detailing how course requirements are met, is submitted by the AP teacher for review by college faculty.

Please visit **collegeboard.org/apcourseaudit** for more information to support the preparation and submission of materials for the AP Course Audit.

How the AP Program Is Developed

The scope of content for an AP course and exam is derived from an analysis of hundreds of syllabi and course offerings of colleges and universities. Using this research and data, a committee of college faculty and expert AP teachers work within the scope of the corresponding college course to articulate what students should know and be able to do upon the completion of the AP course. The resulting course framework is the heart of this course and exam description and serves as a blueprint of the content and skills that can appear on an AP Exam.

The AP Test Development Committees are responsible for developing each AP Exam, ensuring the exam questions are aligned to the course framework. The AP Exam development process is a multiyear endeavor; all AP Exams undergo extensive review, revision, piloting, and analysis to ensure that questions are accurate, fair, and valid, and that there is an appropriate spread of difficulty across the questions.

Committee members are selected to represent a variety of perspectives and institutions (public and private, small and large schools and colleges), and a range of gender, racial/ethnic, and regional groups. A list of each subject's current AP Test Development Committee members is available on **apcentral.collegeboard.org**.

Throughout AP course and exam development, College Board gathers feedback from various stakeholders in both secondary schools and higher education institutions. This feedback is carefully considered to ensure that AP courses and exams are able to provide students with a college-level learning experience and the opportunity to demonstrate their qualifications for advanced placement or college credit.

How AP Exams Are Scored

The exam scoring process, like the course and exam development process, relies on the expertise of both AP teachers and college faculty. While multiple-choice questions are scored by machine, the free-response questions and through-course performance assessments, as applicable, are scored by thousands of college faculty and expert AP teachers. Most are scored at the annual AP Reading, while a small portion is scored online. All AP Readers are thoroughly trained, and their work is monitored throughout the Reading for fairness and consistency. In each subject, a highly respected college faculty member serves as Chief Faculty Consultant and, with the help of AP Readers in leadership positions, maintains the accuracy of the scoring standards. Scores on the free-response questions and performance assessments are weighted and combined with the results of the computer-scored multiple-choice questions, and this raw score is converted into a composite AP score on a 1–5 scale.

AP Exams are **not** norm-referenced or graded on a curve. Instead, they are criterion-referenced, which means that every student who meets the criteria for an AP score of 2, 3, 4, or 5 will receive that score, no matter how many students that is. The criteria for the number of points students must earn on the AP Exam to receive scores of 3, 4, or 5—the scores that research consistently validates for credit and placement purposes—include:

- The number of points successful college students earn when their professors administer AP Exam questions to them.
- The number of points researchers have found to be predictive that an AP student will succeed when placed into a subsequent, higher-level college course.
- Achievement-level descriptions formulated by college faculty who review each AP Exam question.

Using and Interpreting AP Scores

The extensive work done by college faculty and AP teachers in the development of the course and exam and throughout the scoring process ensures that AP Exam scores accurately represent students' achievement in the equivalent college course. Frequent and regular research studies establish the validity of AP scores as follows:

AP Score	Credit Recommendation	College Grade Equivalent
5	Extremely well qualified	A
4	Well qualified	A–, B+, B
3	Qualified	B–, C+, C
2	Possibly qualified	n/a
1	No recommendation	n/a

© 2020 College Board

While colleges and universities are responsible for setting their own credit and placement policies, most private colleges and universities award credit and/or advanced placement for AP scores of 3 or higher. Additionally, most states in the U.S. have adopted statewide credit policies that ensure college credit for scores of 3 or higher at public colleges and universities. To confirm a specific college's AP credit/placement policy, a search engine is available at **apstudent.org/creditpolicies**.

BECOMING AN AP READER

Each June, thousands of AP teachers and college faculty members from around the world gather for seven days in multiple locations to evaluate and score the free-response sections of the AP Exams. Ninety-eight percent of surveyed educators who took part in the AP Reading say it was a positive experience.

There are many reasons to consider becoming an AP Reader, including opportunities to:

- **Bring positive changes to the classroom:** Surveys show that the vast majority of returning AP Readers—both high school and college educators—make improvements to the way they teach or score because of their experience at the AP Reading.
- **Gain in-depth understanding of AP Exam and AP scoring standards:** AP Readers gain exposure to the quality and depth of the responses from the entire pool of AP Exam takers, and are thus better able to assess their students' work in the classroom.
- **Receive compensation:** AP Readers are compensated for their work during the Reading. Expenses, lodging, and meals are covered for Readers who travel.
- **Score from home:** AP Readers have online distributed scoring opportunities for certain subjects. Check **collegeboard.org/apreading** for details.
- **Earn Continuing Education Units (CEUs):** AP Readers earn professional development hours and CEUs that can be applied to PD requirements by states, districts, and schools.

How to Apply

Visit **collegeboard.org/apreading** for eligibility requirements and to start the application process.

© 2020 College Board

AP Resources and Supports

By completing a simple activation process at the start of the school year, teachers and students receive access to a robust set of classroom resources.

AP Classroom

AP Classroom is a dedicated online platform designed to support teachers and students throughout their AP experience. The platform provides a variety of powerful resources and tools to provide yearlong support to teachers and enable students to receive meaningful feedback on their progress.

UNIT GUIDES

Appearing in this publication and on AP Classroom, these planning guides outline all assessed course content and skills, organized into commonly taught units. Each unit guide scaffolds skill instruction across units and provides tips on taking the AP Exam.

PERSONAL PROGRESS CHECKS

Formative AP questions for every unit provide feedback to students on the areas where they need to focus. Available online, Personal Progress Checks measure knowledge and skills through multiple-choice questions with rationales to explain correct and incorrect answers, and free-response questions with scoring information. Because the Personal Progress Checks are formative, the results of these assessments cannot be used to evaluate teacher effectiveness or assign letter grades to students, and any such misuses are grounds for losing school authorization to offer AP courses.*

PROGRESS DASHBOARD

This dashboard allows teachers to review class and individual student progress throughout the year. Teachers can view class trends and see where students struggle with content and skills that will be assessed on the AP Exam. Students can view their own progress over time to improve their performance before the AP Exam.

AP QUESTION BANK

This online library of real AP Exam questions provides teachers with secure questions to use in their classrooms. Teachers can find questions indexed by course themes and skills, create customized tests, and assign them online or on paper. These tests enable students to practice and get feedback on each question.

*To report misuses, please call, 877-274-6474 (International: +1-212-632-1781).

© 2020 College Board

Digital Activation

In order to teach an AP class and make sure students are registered to take the AP Exam, teachers must first complete the digital activation process. Digital activation gives students and teachers access to resources and gathers students' exam registration information online, eliminating most of the answer sheet bubbling that has added to testing time and fatigue.

AP teachers and students begin by signing in to **My AP** and completing a simple activation process at the start of the school year, which provides access to all AP resources, including AP Classroom.

To complete digital activation:

- Teachers and students sign in to, or create, their College Board accounts.
- Teachers confirm that they have added the course they teach to their AP Course Audit account and have had it approved by their school's administrator.
- Teachers or AP Coordinators, depending on who the school has decided is responsible, set up class sections so students can access AP resources and have exams ordered on their behalf.
- Students join class sections with a join code provided by their teacher or AP coordinator.
- Students will be asked for additional registration information upon joining their first class section, which eliminates the need for extensive answer sheet bubbling on exam day.

While the digital activation process takes a short time for teachers, students, and AP coordinators to complete, overall it helps save time and provides the following additional benefits:

- **Access to AP resources and supports:** Teachers have access to resources specifically designed to support instruction and provide feedback to students throughout the school year as soon as activation is complete.
- **Streamlined exam ordering:** AP Coordinators can create exam orders from the same online class rosters that enable students to access resources. The coordinator reviews, updates, and submits this information as the school's exam order in the fall.
- **Student registration labels:** For each student included in an exam order, schools will receive a set of personalized AP ID registration labels, which replaces the AP student pack. The AP ID connects a student's exam materials with the registration information they provided during digital activation, eliminating the need for pre-administration sessions and reducing time spent bubbling on exam day.
- **Targeted Instructional Planning Reports:** AP teachers will get Instructional Planning Reports (IPRs) that include data on each of their class sections automatically rather than relying on special codes optionally bubbled in on exam day.

© 2020 College Board

Instructional Model

Integrating AP resources throughout the course can help students develop skills and conceptual understandings. The instructional model outlined below shows possible ways to incorporate AP resources into the classroom.

Plan

Teachers may consider the following approaches as they plan their instruction before teaching each unit.

- Review the overview at the start of each **unit guide** to identify essential questions, conceptual understandings, and skills for each unit.
- Use the **Unit Planning** section to identify Italian-language task models to use in class to familiarize students with expectations for the exam while building language skills as well as cultural and interdisciplinary competencies.
- Identify useful strategies in the **Instructional Approaches** section to help teach the concepts and skills.

Teach

When teaching, supporting resources could be used to build students' conceptual understanding and mastery of skills.

- Use the suggested task model and skill pairings.
- Integrate thematic content with skills, considering any appropriate scaffolding.
- Employ any of the instructional strategies previously identified.
- Use the suggested resources in the Unit Planning sections to enrich your classroom instruction and get ideas about how to integrate authentic materials into your instruction.

Assess

Teachers can measure student understanding of the content and skills covered in the unit and provide actionable feedback to students.

- At the end of each unit, use **AP Classroom** to assign students the online **Personal Progress Checks**, as homework or an in-class task.
- Provide question-level feedback to students through answer rationales; provide unit- and skill-level feedback using the progress dashboard.
- Create additional practice opportunities using the **AP Question Bank** and assign them through **AP Classroom**.

© 2020 College Board

About the AP Italian Language and Culture Course

The AP Italian Language and Culture course emphasizes communication (understanding and being understood by others) by applying interpersonal, interpretive, and presentational skills in real-life situations. This includes vocabulary usage, language control, communication strategies, and cultural awareness. The AP Italian Language and Culture course strives not to overemphasize grammatical accuracy at the expense of communication. To best facilitate the study of language and culture, the course is taught almost exclusively in Italian.

The AP Italian Language and Culture course engages students in an exploration of culture in both contemporary and historical contexts. The course develops students' awareness and appreciation of cultural products (e.g., tools, books, music, laws, conventions, institutions); practices (patterns of social interactions within a culture); and perspectives (values, attitudes, and assumptions).

College Course Equivalent

The AP Italian Language and Culture Course is approximately equivalent to an upper-intermediate college or university course in Italian language and culture.

Prerequisites

There are no prerequisites; however, students are typically in their fourth year of high school–level Italian language study. In the case of native or heritage speakers, there may be a different pathway of study leading to this course.

© 2020 College Board

THIS PAGE IS INTENTIONALLY LEFT BLANK.

AP ITALIAN LANGUAGE AND CULTURE

Course Framework

ITALIANO

Introduction

In today's global community, competence in more than one language is an essential part of communication and cultural understanding. Study of another language not only provides individuals with the ability to express thoughts and ideas for their own purposes but also gives them access to perspectives and knowledge that are only available through the language and culture. Advanced language learning offers social, cultural, academic, and workplace benefits that will serve students throughout their lives. The proficiencies acquired through the study of languages and literatures endow language learners with cognitive, analytical, and communication skills that carry over into many other areas of their academic studies.

The three modes of communication—Interpretive, Interpersonal, and Presentational—defined in the *World Readiness Standards for Learning Languages,* are foundational to the AP Italian Language and Culture course. The AP course provides students with opportunities to demonstrate their proficiency in each of the three modes in the Intermediate to Advanced range, as described in the *ACTFL Performance Descriptors for Language Learners*. As such, the course has been designed to provide advanced high school students with a rich and rigorous opportunity to study the language and culture of the Italian-speaking world.

The AP Italian Language and Culture course takes a holistic approach to language proficiency and recognizes the complex interrelatedness of comprehension and comprehensibility, vocabulary usage, language control, communication strategies, and cultural awareness. Students should learn language structures in context and use them to convey meaning. In standards-based world language classrooms, the instructional focus is on function and not the examination of irregularity and complex grammatical paradigms about the target language. Language structures should be addressed inasmuch as they serve the communicative task and not as an end goal unto themselves. The AP Italian Language and Culture course strives to promote both fluency and accuracy in language use and avoid overemphasis on grammatical accuracy at the expense of communication. In order to best facilitate the study of language and culture, the course should be taught primarily in the target language.

© 2020 College Board

Course Framework Components

Overview

This course framework provides a clear and detailed description of the course requirements necessary for student success. The framework specifies what students must know, be able to do, and understand to qualify for college credit or placement.

The course framework includes the following essential components:

1 SKILLS

At the core of the AP Italian Language and Culture course are course skills identifying what students should know and be able to do to succeed in the course. Students should develop and apply the described skills on a regular basis over the span of the course.

2 THEMES

The course is based on six required course themes that help teachers integrate language, content, and culture into a series of lessons and activities. Within each theme are recommended contexts and overarching essential questions that engage students, guide their classroom investigations, and promote the use of language in a variety of contexts.

3 MODES

Foundational to the course are the three modes of communication: Interpretive, Interpersonal, and Presentational, as defined in ACTFL's *World Readiness Standards for Learning Languages*. Throughout the course, students demonstrate their abilities in the interpretive mode by engaging with written, print, visual, audiovisual, and audio texts; in the interpersonal mode by speaking with and writing to others; and in the presentational mode by speaking to and writing for an audience.

4 TASK MODELS

Each unit in the course features several of the task models that students will encounter on the exam, which build in difficulty and complexity over time to the level that matches the exam's expectations. These task models include nine different types of stimuli with questions that address interpretive print and audio communication, and four free-response tasks that address the interpersonal and presentational modes.

Course Skills

The following table lays out the basic language and communication skills that students are expected to develop in the course. As shown later, each skill is further broken out into concrete learning objectives, which are described in the section on Unit Guides on p. 17.

© 2020 College Board

AP ITALIAN LANGUAGE AND CULTURE

Course Skills

Skill Category 1	Skill Category 2	Skill Category 3	Skill Category 4	Skill Category 5	Skill Category 6	Skill Category 7	Skill Category 8
Comprehend Text 1 Comprehend written, audio, audiovisual, and visual text (text, pictures, and numbers).	***Make Connections*** 2 Make interdisciplinary and cultural connections.	***Interpret Text*** 3 Interpret the content of written or audio text (words).	***Make Meanings*** 4 Make meanings from words and expressions.	***Speak to Others*** 5 Communicate interpersonally by speaking with others.	***Write to Others*** 6 Communicate interpersonally by writing to others.	***Present Orally*** 7 Communicate through spoken presentations.	***Present in Writing*** 8 Communicate through written presentations.
SKILLS							
1.A Describe the literal meaning of the text. 1.B Describe data.	2.A Make cultural connections. 2.B Make connections in and across disciplines.	3.A Interpret the distinguishing features of a text. 3.B Interpret the meaning of a text.	4.A Determine the meaning of familiar and unfamiliar words. 4.B Use words appropriate for a given context.	5.A Understand and apply appropriate communication strategies in interpersonal speaking. 5.B Understand and apply appropriate and varied syntactical expressions in interpersonal speaking.	6.A Understand and apply appropriate communication strategies in interpersonal writing. 6.B Understand and apply appropriate and varied syntactical expressions in interpersonal writing.	7.A Plan and research an issue or topic for presentational speaking. 7.B Use appropriate vocal and visual strategies to communicate an idea in presentational speaking. 7.C Use appropriate language and vocabulary for the intended audience in presentational speaking. 7.D Express a perspective with details and examples to illustrate an opinion or idea in presentational speaking.	8.A Plan and research an issue or topic for presentational writing. 8.B Use appropriate writing strategies to communicate an idea in presentational writing. 8.C Understand and apply appropriate and varied syntactical expressions in presentational writing. 8.D Express a perspective with details and examples to illustrate an opinion or idea in written presentations.

© 2020 College Board

Course Themes

To provide context and content for students to develop their skills in the modes of communication, the course takes a thematic approach. There are six required course themes: Families and Communities, Personal and Public Identities, Beauty and Aesthetics, Science and Technology, Contemporary Life, and Global Challenges.

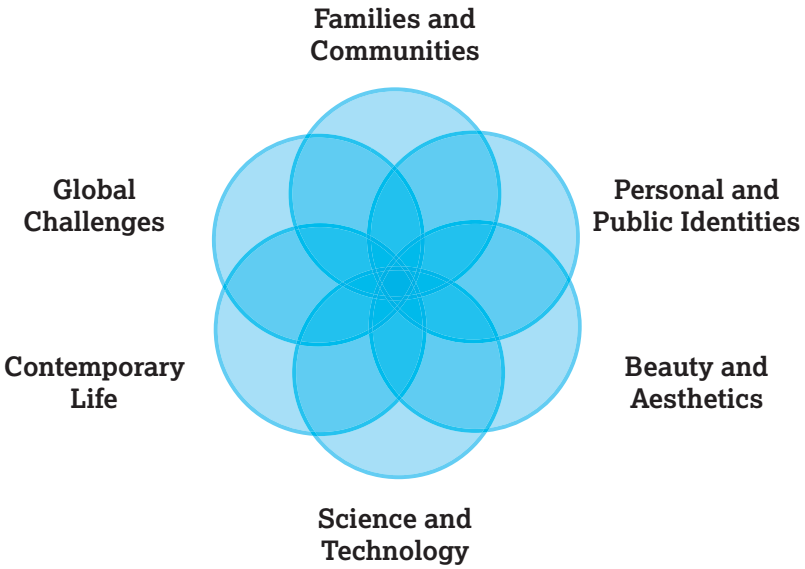

Within each of these themes, there are five to seven recommended contexts. The course is organized thematically into six units. Each unit targets a primary theme but also connects to additional recommended contexts for those themes. Teaching to multiple themes in every unit ensures a rich curriculum that will spiral, as the themes are revisited through a variety of lenses throughout the course. This allows students to experience the study of language and culture in a variety of authentic and engaging ways and allows teachers to consider the interests and needs of their students when designing instruction. While teachers may organize the course thematically in any way they choose, following the recommended course design provided by the unit guides that follow ensures that all the required courses themes are addressed multiple times in a scaffolded manner.

AP Italian Language Culture Recommended Contexts

Personal and Public Identities
- Gender and Sexuality
- History and Geography
- Identity and Integration
- Italians in the World
- Political Views
- Societal Beliefs and Personal Values

Science and Technology
- Alternative Resources
- Discoveries and Inventions
- Ethics
- Health and Medicine
- The Internet and its Social Impact
- Personal Technology and Communication

Global Challenges
- Economy
- Education
- Environment
- Food and Nutrition
- Human Rights
- Migrations and Borders
- Politics

Families and Communities
- Family Structures
- Generational Relationships
- Individualism and Solidarity
- Personal Relationships
- Social Benefits
- Urban, Suburban, and Rural Life
- Youth Culture

Beauty and Aesthetics
- Architecture
- Conservation and Restoration
- Fashion and Design
- Ideals of Beauty
- Literature
- Music
- Performing Arts
- Visual Arts

Contemporary Life
- Education and Career
- Holidays and Celebrations
- Housing and Shelter
- Leisure, Travel, and Tourism
- Sports and Fitness
- Work

© 2020 College Board

ESSENTIAL QUESTIONS

Related to the themes are essential questions designed to spark curiosity and encourage students to investigate and express different views on real-world issues, make connections to other disciplines, and compare aspects of the target culture(s) to their own. Essential questions also lend themselves well to interdisciplinary inquiry, asking students to apply skills and perspectives across content areas while working with content from language, literature, and cultures of the Italian-speaking world. Examples of essential questions appear in the Unit Guide openers.

Course Modes

As students work with course themes and consider essential questions, they do so while engaging in the three modes of communication—Interpretive, Interpersonal, and Presentational. The development of skills in each of these modes forms the core of the units, as students build skills in listening, reading, speaking, and writing tasks of increasing levels of complexity as they work through the course. Students are expected to build skills in the following areas:

- Audio, Visual, and Audiovisual Interpretive Communication
- Written and Print Interpretive Communication
- Spoken Interpersonal Communication
- Written Interpersonal Communication
- Spoken Presentational Communication
- Written Presentational Communication

Course Task Models

As students work with the modes of communication listed above, they practice various task models that familiarize them with what will be on the exam while helping them build linguistic skills and cultural competencies.

Task Model Type	Mode
Promotional material	Interpretive – print source
Literary text	Interpretive – print source
Article and chart	Interpretive – print sources
Letter	Interpretive – print source
Audio report and article	Interpretive – audio and print sources
Conversation and chart	Interpretive – audio and print sources
Interview	Interpretive – audio source
Instructions	Interpretive – audio source
Presentation	Interpretive – audio source
Email reply	Interpersonal – written
Argumentative essay	Presentational – written
Conversation	Interpersonal – spoken
Cultural comparison	Presentational – spoken

More complex tasks, such as the cultural comparison or the argumentative essay, are taught incrementally so that students develop skills over time and through practice before engaging with a full-task model.

© 2020 College Board

THIS PAGE IS INTENTIONALLY LEFT BLANK.

AP ITALIAN LANGUAGE AND CULTURE

Unit Guides

Introduction

This course is organized into six units that are based on required themes, which creates an interesting, meaningful context in which to explore a variety of language and cultural concepts in the interpretive, interpersonal, and presentational modes. The themes in each unit help teachers integrate language, content, and culture into an interrelated series of lessons and activities that promote the use of the language in a variety of contexts.

This unit structure respects new AP teachers' time by providing one possible sequence they can adopt or modify rather than having to build from scratch. An additional benefit is that these units enable the AP Program to provide interested teachers with formative assessments—the Personal Progress Checks—that they can assign their students at the end of each unit to gauge progress toward success on the AP Exam. However, experienced AP teachers who are satisfied with their current course organization and exam results should feel no pressure to adopt these units, which comprise an optional sequence for this course.

© 2020 College Board

Skill Categories and Learning Objectives

At the core of the AP Italian Language and Culture course are learning objectives that identify what students should know and be able to do across the three modes of communication. The interpretive mode is divided into four skill categories with underlying learning objectives. There are two skill categories associated with the interpersonal mode and two with the presentational mode.

Note that there are also Achievement Level Descriptions (ALDs), which describe the degree to which student performance meets the skill categories articulated for the course and exam. For a comprehensive look at the course ALDS, see the section "AP Italian Language and Culture Achievement Level Descriptions" on p. 113.

The table that follows on pp. 19–21 shows all eight skill categories with their associated skills and the learning objectives that will help students develop those skills.

© 2020 College Board

AP ITALIAN LANGUAGE AND CULTURE

Skills and Learning Objectives

Skill Category 1	Skill Category 2	Skill Category 3	Skill Category 4
Comprehend Text 1 Comprehend written, audio, audiovisual, and visual text.	***Make Connections*** 2 Make interdisciplinary and cultural connections.	***Interpret Text*** 3 Interpret the content of written or audio text.	***Make Meanings*** 4 Make meanings from words and expressions.
#.A Skills #.A.1 Learning Objectives			
1.A Describe the literal meaning of the text. **1.A.1:** Identify the main idea. **1.A.2:** Identify supporting/ relevant details. **1.A.3:** Retell or summarize information in narrative form. **1.A.4:** Use sources to enhance comprehension. **1.B Describe data.** **1.B.1:** Identify and describe patterns and trends in data. **1.B.2:** Describe data from a table, chart, graph, map, or infographic.	**2.A Make cultural connections.** **2.A.1:** Identify and/or describe content and connections among cultural topics. **2.A.2:** Explain how data from a graph or table illustrate cultural topics or phenomena. **2.A.3:** Explain how information from a text connects or relates to the target cultural topics or phenomena. **2.A.4:** Infer cultural information from a text. **2.B Make connections in and across disciplines.** **2.B.1:** Identify and/or describe content and connections among interdisciplinary topics. **2.B.2:** Explain how data from a graph or table illustrate interdisciplinary topics or phenomena. **2.B.3:** Explain how information from a text connects or relates to interdisciplinary topics or phenomena. **2.B.4:** Infer interdisciplinary information from a text.	**3.A Interpret the distinguishing features of a text.** **3.A.1:** Identify the intended audience. **3.A.2:** Identify the purpose. **3.A.3:** Identify and/or describe the point(s) of view, perspective(s), tone, or attitude. **3.A.4:** Identify organizing and/or rhetorical structures and/or strategies. **3.B Interpret the meaning of a text.** **3.B.1:** Identify and/or describe similarities and/or differences among different types of texts. **3.B.2:** Infer implied meanings through context.	**4.A Determine the meaning of familiar and unfamiliar words.** **4.A.1:** Determine the meaning of a variety of vocabulary. (not assessed on Exam) **4.A.2:** Deduce the meaning of unfamiliar words or expressions. **4.B Use words appropriate for a given context.** **4.B.1:** Use a variety of vocabulary in written and spoken communication. **4.B.2:** Explain and use idiomatic and culturally authentic expressions.

© 2020 College Board

Skills and Learning Objectives *(cont'd)*

Skill Category 5

Speak to Others 5

Communicate interpersonally by speaking with others.

#.A **Skills**

#.A.1 Learning Objectives

5.A Understand and apply appropriate communication strategies in interpersonal speaking.

5.A.1: Initiate, maintain, and close spoken exchanges.

5.A.2: Comprehend an interlocutor's message in spoken exchanges.

5.A.3: Provide and obtain relevant information in spoken exchanges.

5.A.4: Use appropriate register and greeting for the intended target culture audience in spoken exchanges.

5.A.5: Use pronunciation that is comprehensible when interacting with speakers of the target language in spoken exchanges.

5.A.6: Use effective intonation patterns, pacing, and delivery when interacting with speakers of the target language in spoken exchanges.

5.A.7: Use communication strategies, such as circumlocution, requesting clarification, asking for repetition, and paraphrasing to maintain spoken exchanges.

5.B Understand and apply appropriate and varied syntactical expressions in interpersonal speaking.

5.B.1: Use a variety of grammar and syntax in spoken exchanges.

5.B.2: Use transitional expressions and cohesive devices in spoken exchanges.

5.B.3: Comprehend and produce simple, compound, and complex sentences in a variety of time frames in spoken exchanges.

5.B.4: Monitor language production; recognize errors and attempt self-correction in spoken exchanges.

Skill Category 6

Write to Others 6

Communicate interpersonally by writing to others.

6.A Understand and apply appropriate communication strategies in interpersonal writing.

6.A.1: Initiate, maintain, and close written exchanges.

6.A.2: Provide and obtain relevant information in written exchanges.

6.A.3: Use a variety of grammar and syntax in written exchanges.

6.A.4: Use register appropriate for the intended target culture audience in written exchanges.

6.A.5: Use communication strategies such as circumlocution, requesting clarification, and paraphrasing to maintain written exchanges.

6.B Understand and apply appropriate and varied syntactical expressions in interpersonal writing.

6.B.1: Use transitional expressions and cohesive devices to create paragraph-length discourse in written exchanges.

6.B.2: Comprehend and produce simple, compound, and complex sentences in a variety of time frames in written exchanges.

6.B.3: Use standard conventions of the written language (e.g., capitalization, orthography, accents, punctuation) in written exchanges.

6.B.4: Monitor language production; recognize errors and attempt self-correction in written exchanges. (not assessed on Exam)

© 2020 College Board

Skills and Learning Objectives *(cont'd)*

Skill Category 7

Present Orally 7

Communicate through spoken presentations.

#.A **Skills**

#.A.1 Learning Objectives

7.A Plan and research an issue or topic for presentational speaking.

7.A.1: Use a process to plan spoken presentations.

7.A.2: Use research strategies to gather information and evidence for inclusion in spoken presentations.

7.B Use appropriate vocal and visual strategies to communicate an idea in presentational speaking.

7.B.1: Produce spoken presentations in the appropriate register with an introduction, development of topic, and conclusion.

7.B.2: Use transitional expressions and cohesive devices to create paragraph-length discourse in spoken presentations.

7.B.3: Use pronunciation in spoken presentations that is comprehensible to speakers of the target language.

7.B.4: Use effective intonation patterns, pacing, and delivery in spoken presentations.

7.B.5: Use communication strategies such as circumlocution and paraphrasing to maintain spoken presentations.

7.C Use appropriate language and vocabulary for the intended audience in presentational speaking.

7.C.1: Use a variety of grammar and syntax in spoken presentations.

7.C.2: Produce simple, compound, and complex sentences in a variety of time frames in spoken presentations.

7.C.3: Monitor language production; recognize errors and attempt self-correction in spoken presentations.

7.D Express a perspective with details and examples to illustrate an opinion or idea in presentational speaking.

7.D.1: Explain ideas and opinions with examples in spoken presentations.

7.D.2: Compare features (including products, practices, and perspectives) of target cultural communities to those of the student's own community in spoken presentations.

Skill Category 8

Present in Writing 8

Communicate through written presentations.

8.A Plan and research an issue or topic for presentational writing.

8.A.1: Use a process to plan written presentations.

8.A.2: Use research strategies to gather information and evidence for inclusion in written presentations.

8.B Use appropriate writing strategies to communicate an idea in presentational writing.

8.B.1: Produce written presentations in the appropriate register with an introduction, development of topic, and conclusion.

8.B.2: Use communication strategies such as circumlocution and paraphrasing to maintain written presentations.

8.C Understand and apply appropriate and varied syntactical expressions in presentational writing.

8.C.1: Use transitional expressions and cohesive devices to create paragraph-length discourse in written presentations.

8.C.2: Use a variety of grammar and syntax in written presentations.

8.C.3: Produce simple, compound, and complex sentences in a variety of time frames in written presentations.

8.C.4: Use standard conventions of the written language (e.g., capitalization, orthography, accents, punctuation) in written presentations.

8.C.5: Monitor language production; recognize errors and attempt self-correction in written presentations. (not assessed on Exam)

8.D Express a perspective with details and examples to illustrate an opinion or idea in written presentations.

8.D.1: Explain ideas and opinions with examples in written presentations.

8.D.2: Integrate information from sources and cite them appropriately in written presentations.

© 2020 College Board

Using the Unit Guides

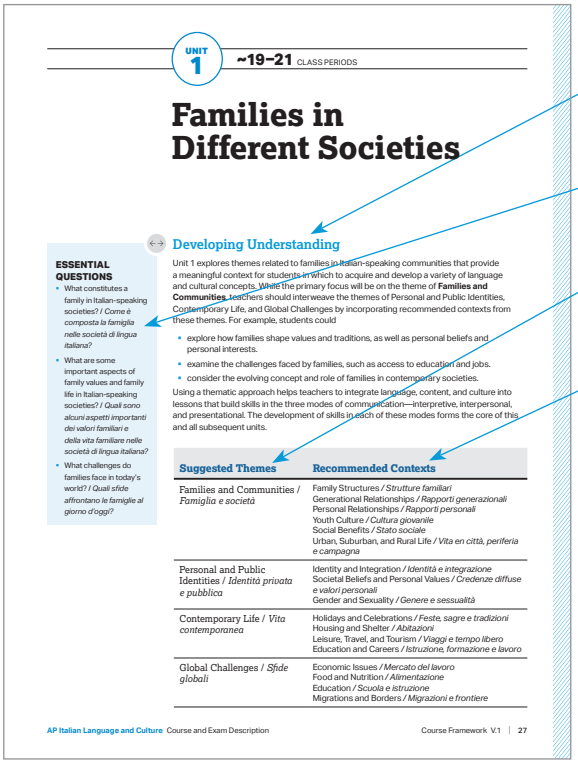

UNIT 1 ~19–21 CLASS PERIODS

Families in Different Societies

ESSENTIAL QUESTIONS

- What constitutes a family in Italian-speaking societies? / *Come è composta la famiglia nelle società di lingua italiana?*
- What are some important aspects of family values and family life in Italian-speaking societies? / *Quali sono alcuni aspetti importanti dei valori familiari e della vita familiare nelle società di lingua italiana?*
- What challenges do families face in today's world? / *Quali sfide affrontano le famiglie al giorno d'oggi?*

Developing Understanding

Unit 1 explores themes related to families in Italian-speaking communities that provide a meaningful context for students in which to acquire and develop a variety of language and cultural concepts. While the primary focus will be on the theme of **Families and Communities**, teachers should interweave the themes of Personal and Public Identities, Contemporary Life, and Global Challenges by incorporating recommended contexts from these themes. For example, students could

- explore how families shape values and traditions, as well as personal beliefs and personal interests.
- examine the challenges faced by families, such as access to education and jobs.
- consider the evolving concept and role of families in contemporary societies.

Using a thematic approach helps teachers to integrate language, content, and culture into lessons that build skills in the three modes of communication—interpretive, interpersonal, and presentational. The development of skills in each of these modes forms the core of this and all subsequent units.

Suggested Themes	Recommended Contexts
Families and Communities / *Famiglia e società*	Family Structures / *Strutture familiari* Generational Relationships / *Rapporti generazionali* Personal Relationships / *Rapporti personali* Youth Culture / *Cultura giovanile* Social Benefits / *Stato sociale* Urban, Suburban, and Rural Life / *Vita en città, periferia e campagna*
Personal and Public Identities / *Identità privata e pubblica*	Identity and Integration / *Identità e integrazione* Societal Beliefs and Personal Values / *Credenze diffuse e valori personali* Gender and Sexuality / *Genere e sessualità*
Contemporary Life / *Vita contemporanea*	Holidays and Celebrations / *Feste, sagre e tradizioni* Housing and Shelter / *Abitazioni* Leisure, Travel, and Tourism / *Viaggi e tempo libero* Education and Careers / *Istruzione, formazione e lavoro*
Global Challenges / *Sfide globali*	Economic Issues / *Mercato del lavoro* Food and Nutrition / *Alimentazione* Education / *Scuola e istruzione* Migrations and Borders / *Migrazioni e frontiere*

AP Italian Language and Culture Course and Exam Description Course Framework V.1 | 27

UNIT OPENERS

Building Understanding provides an overview that contextualizes and situates the theme of the unit within the scope of the course.

The **Essential Questions** are thought-provoking questions that motivate students and inspire inquiry.

Suggested Themes provide a foundation for connecting content through a variety of perspectives by complementing the unit's main theme.

Recommended Contexts provide possible topics for exploring the themes in the units to help students build language and cultural skills.

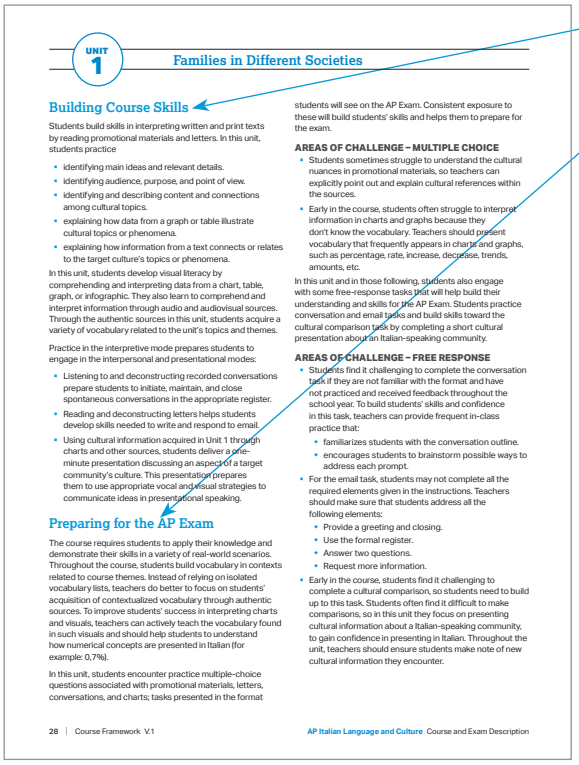

UNIT 1 Families in Different Societies

Building Course Skills

Students build skills in interpreting written and print texts by reading promotional materials and letters. In this unit, students practice

- identifying main ideas and relevant details.
- identifying audience, purpose, and point of view.
- identifying and describing content and connections among cultural topics.
- explaining how data from a graph or table illustrate cultural topics or phenomena.
- explaining how information from a text connects or relates to the target culture's topics or phenomena.

In this unit, students develop visual literacy by comprehending and interpreting data from a chart, table, graph, or infographic. They also learn to comprehend and interpret information through audio and audiovisual sources. Through the authentic sources in this unit, students acquire a variety of vocabulary related to the unit's topics and themes.

Practice in the interpretive mode prepares students to engage in the interpersonal and presentational modes:

- Listening to and deconstructing recorded conversations prepare students to initiate, maintain, and close spontaneous conversations in the appropriate register.
- Reading and deconstructing letters helps students develop skills needed to write and respond to email.
- Using cultural information acquired in Unit 1 through charts and other sources, students deliver a one-minute presentation discussing an aspect of a target community's culture. This presentation prepares them to use appropriate vocal and visual strategies to communicate ideas in presentational speaking.

Preparing for the AP Exam

The course requires students to apply their knowledge and demonstrate their skills in a variety of real-world scenarios. Throughout the course, students build vocabulary in contexts related to course themes. Instead of relying on isolated vocabulary lists, teachers do better to focus on students' acquisition of contextualized vocabulary through authentic sources. To improve students' success in interpreting charts and visuals, teachers can actively teach the vocabulary found in such visuals and should help students to understand how numerical concepts are presented in Italian (for example: 0,7%).

In this unit, students encounter practice multiple-choice questions associated with promotional materials, letters, conversations, and charts; tasks presented in the format students will see on the AP Exam. Consistent exposure to these will build students' skills and helps them to prepare for the exam.

AREAS OF CHALLENGE – MULTIPLE CHOICE

- Students sometimes struggle to understand the cultural nuances in promotional materials, so teachers can explicitly point out and explain cultural references within the sources.
- Early in the course, students often struggle to interpret information in charts and graphs because they don't know the vocabulary. Teachers should present vocabulary that frequently appears in charts and graphs, such as percentage, rate, increase, decrease, trends, amounts, etc.

In this unit and in those following, students also engage with some free-response tasks that will help build their understanding and skills for the AP Exam. Students practice conversation and email tasks and build skills toward the cultural comparison task by completing a short cultural presentation about an Italian-speaking community.

AREAS OF CHALLENGE – FREE RESPONSE

- Students find it challenging to complete the conversation task if they are not familiar with the format and have not practiced and received feedback throughout the school year. To build students' skills and confidence in this task, teachers can provide frequent in-class practice that:
  - familiarizes students with the conversation outline.
  - encourages students to brainstorm possible ways to address each prompt.
- For the email task, students may not complete all the required elements given in the instructions. Teachers should make sure that students address all the following elements:
  - Provide a greeting and closing.
  - Use the formal register.
  - Answer two questions.
  - Request more information.
- Early in the course, students find it challenging to complete a cultural comparison, so students need to build up to this task. Students often find it difficult to make comparisons, so in this unit they focus on presenting cultural information about a Italian-speaking community, to gain confidence in presenting in Italian. Throughout the unit, teachers should ensure students make note of new cultural information they encounter.

28 | Course Framework V.1 AP Italian Language and Culture Course and Exam Description

Building Course Skills describes specific skills that are appropriate to focus on in the unit.

Preparing for the AP Exam provides helpful tips and common student challenges identified from prior exam data.

© 2020 College Board

Using the Unit Guides

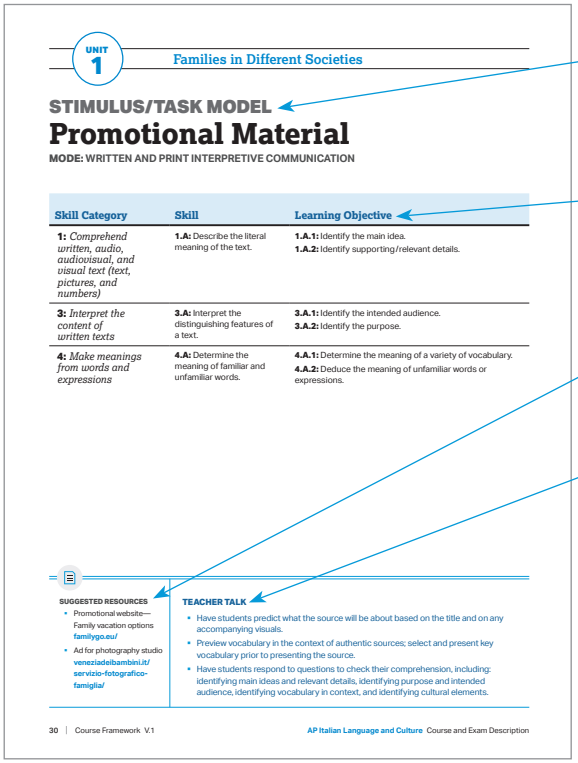

UNIT 1 Families in Different Societies

STIMULUS/TASK MODEL

Promotional Material

MODE: WRITTEN AND PRINT INTERPRETIVE COMMUNICATION

Skill Category	Skill	Learning Objective
1: *Comprehend written, audio, audiovisual, and visual text (text, pictures, and numbers)*	**1.A:** Describe the literal meaning of the text.	**1.A.1:** Identify the main idea. **1.A.2:** Identify supporting/relevant details.
3: *Interpret the content of written texts*	**3.A:** Interpret the distinguishing features of a text.	**3.A.1:** Identify the intended audience. **3.A.2:** Identify the purpose.
4: *Make meanings from words and expressions*	**4.A:** Determine the meaning of familiar and unfamiliar words.	**4.A.1:** Determine the meaning of a variety of vocabulary. **4.A.2:** Deduce the meaning of unfamiliar words or expressions.

SUGGESTED RESOURCES
- Promotional website—Family vacation options familygo.eu/
- Ad for photography studio veneziadelbambini.it/servizio-fotografico-famiglia/

TEACHER TALK
- Have students predict what the source will be about based on the title and on any accompanying visuals.
- Preview vocabulary in the context of authentic sources; select and present key vocabulary prior to presenting the source.
- Have students respond to questions to check their comprehension, including: identifying main ideas and relevant details, identifying purpose and intended audience, identifying vocabulary in context, and identifying cultural elements.

30 | Course Framework V.1 AP Italian Language and Culture Course and Exam Description

STIMULUS/TASK MODEL PAGES

Task Models in each of the three modes can be practiced in class and throughout the course to familiarize students with expectations for the exam while building language skills and cultural competencies.

Learning Objectives define what a student should know and be able to do to succeed in the course. These objectives outline expectations of student abilities across the interpretive, interpersonal, and presentational modes of communication.

Suggested Resources offer helpful suggestions for authentic materials teachers can use in the classroom to promote Italian language and culture.

Teacher Talk offers helpful tips for working with the task models.

© 2020 College Board

THIS PAGE IS INTENTIONALLY LEFT BLANK.

AP ITALIAN
LANGUAGE AND CULTURE

UNIT 1

Families in Different Societies

~19–21
CLASS PERIODS

© 2020 College Board

Remember to go to **AP Classroom** to assign students the online **Personal Progress Check** for this unit.

Whether assigned as homework or completed in class, the **Personal Progress Check** provides each student with immediate feedback related to this unit's content and skills.

Personal Progress Check 1

Multiple-choice: ~15 questions
Free-response: 3 questions

- Email Reply
- Conversation
- Cultural Presentation

© 2020 College Board

UNIT 1

~19–21 CLASS PERIODS

Families in Different Societies

ESSENTIAL QUESTIONS

- What constitutes a family in Italian-speaking societies? / *Come è composta la famiglia nelle società di lingua italiana?*
- What are some important aspects of family values and family life in Italian-speaking societies? / *Quali sono alcuni aspetti importanti dei valori familiari e della vita familiare nelle società di lingua italiana?*
- What challenges do families face in today's world? / *Quali sfide affrontano le famiglie al giorno d'oggi?*

Developing Understanding

Unit 1 explores themes related to families in Italian-speaking communities that provide a meaningful context for students in which to acquire and develop a variety of language and cultural concepts. While the primary focus will be on the theme of **Families and Communities**, teachers should interweave the themes of Personal and Public Identities, Contemporary Life, and Global Challenges by incorporating recommended contexts from these themes. For example, students could

- explore how families shape values and traditions, as well as personal beliefs and personal interests.
- examine the challenges faced by families, such as access to education and jobs.
- consider the evolving concept and role of families in contemporary societies.

Using a thematic approach helps teachers to integrate language, content, and culture into lessons that build skills in the three modes of communication—interpretive, interpersonal, and presentational. The development of skills in each of these modes forms the core of this and all subsequent units.

Suggested Themes	Recommended Contexts
Families and Communities / *Famiglia e società*	Family Structures / *Strutture familiari* Generational Relationships / *Rapporti generazionali* Personal Relationships / *Rapporti personali* Youth Culture / *Cultura giovanile* Social Benefits / *Stato sociale* Urban, Suburban, and Rural Life / *Vita en città, periferia e campagna*
Personal and Public Identities / *Identità privata e pubblica*	Identity and Integration / *Identità e integrazione* Societal Beliefs and Personal Values / *Credenze diffuse e valori personali* Gender and Sexuality / *Genere e sessualità*
Contemporary Life / *Vita contemporanea*	Holidays and Celebrations / *Feste, sagre e tradizioni* Housing and Shelter / *Abitazioni* Leisure, Travel, and Tourism / *Viaggi e tempo libero* Education and Careers / *Istruzione, formazione e lavoro*
Global Challenges / *Sfide globali*	Economic Issues / *Mercato del lavoro* Food and Nutrition / *Alimentazione* Education / *Scuola e istruzione* Migrations and Borders / *Migrazioni e frontiere*

© 2020 College Board

Building Course Skills

Students build skills in interpreting written and print texts by reading promotional materials and letters. In this unit, students practice

- identifying main ideas and relevant details.
- identifying audience, purpose, and point of view.
- identifying and describing content and connections among cultural topics.
- explaining how data from a graph or table illustrate cultural topics or phenomena.
- explaining how information from a text connects or relates to the target culture's topics or phenomena.

In this unit, students develop visual literacy by comprehending and interpreting data from a chart, table, graph, or infographic. They also learn to comprehend and interpret information through audio and audiovisual sources. Through the authentic sources in this unit, students acquire a variety of vocabulary related to the unit's topics and themes.

Practice in the interpretive mode prepares students to engage in the interpersonal and presentational modes:

- Listening to and deconstructing recorded conversations prepare students to initiate, maintain, and close spontaneous conversations in the appropriate register.
- Reading and deconstructing letters helps students develop skills needed to write and respond to email.
- Using cultural information acquired in Unit 1 through charts and other sources, students deliver a one-minute presentation discussing an aspect of a target community's culture. This presentation prepares them to use appropriate vocal and visual strategies to communicate ideas in presentational speaking.

Preparing for the AP Exam

The course requires students to apply their knowledge and demonstrate their skills in a variety of real-world scenarios. Throughout the course, students build vocabulary in contexts related to course themes. Instead of relying on isolated vocabulary lists, teachers do better to focus on students' acquisition of contextualized vocabulary through authentic sources. To improve students' success in interpreting charts and visuals, teachers can actively teach the vocabulary found in such visuals and should help students to understand how numerical concepts are presented in Italian (for example: 0,7%).

In this unit, students encounter practice multiple-choice questions associated with promotional materials, letters, conversations, and charts; tasks presented in the format students will see on the AP Exam. Consistent exposure to these will build students' skills and helps them to prepare for the exam.

AREAS OF CHALLENGE – MULTIPLE CHOICE

- Students sometimes struggle to understand the cultural nuances in promotional materials, so teachers can explicitly point out and explain cultural references within the sources.
- Early in the course, students often struggle to interpret information in charts and graphs because they don't know the vocabulary. Teachers should present vocabulary that frequently appears in charts and graphs, such as percentage, rate, increase, decrease, trends, amounts, etc.

In this unit and in those following, students also engage with some free-response tasks that will help build their understanding and skills for the AP Exam. Students practice conversation and email tasks and build skills toward the cultural comparison task by completing a short cultural presentation about an Italian-speaking community.

AREAS OF CHALLENGE – FREE RESPONSE

- Students find it challenging to complete the conversation task if they are not familiar with the format and have not practiced and received feedback throughout the school year. To build students' skills and confidence in this task, teachers can provide frequent in-class practice that:
  - familiarizes students with the conversation outline.
  - encourages students to brainstorm possible ways to address each prompt.
- For the email task, students may not complete all the required elements given in the instructions. Teachers should make sure that students address all the following elements:
  - Provide a greeting and closing.
  - Use the formal register.
  - Answer two questions.
  - Request more information.
- Early in the course, students find it challenging to complete a cultural comparison, so students need to build up to this task. Students often find it difficult to make comparisons, so in this unit they focus on presenting cultural information about a Italian-speaking community, to gain confidence in presenting in Italian. Throughout the unit, teachers should ensure students make note of new cultural information they encounter.

© 2020 College Board

UNIT PLANNING

Students need to develop the skills presented in this unit in order to succeed both in the course and on the exam. On the pages that follow are selected AP Exam task model charts that focus on the modes of communication, themes, and skills taught in this unit. Each chart presents a particular task model/mode of communication and includes associated skills and learning objectives, along with suggested resources and useful teaching tips. These resources are meant to provide ways to explore the unit's content that teachers can use right away to complement their own resources as they plan their instruction. (Note that the suggested resources are not created, maintained, or endorsed by College Board.)

Unit Planning Notes

Use the space below to plan your approach to this unit. We suggest trying some of the ideas provided here along with using your own resources, task models, and activities.

Go to **AP Classroom** to assign the **Personal Progress Check** for Unit 1.
Review the results in class to identify and address any student misunderstandings.

© 2020 College Board

STIMULUS/TASK MODEL

Promotional Material

MODE: WRITTEN AND PRINT INTERPRETIVE COMMUNICATION

Skill Category	Skill	Learning Objective
1: *Comprehend written, audio, audiovisual, and visual text (text, pictures, and numbers)*	**1.A:** Describe the literal meaning of the text.	**1.A.1:** Identify the main idea. **1.A.2:** Identify supporting/relevant details.
3: *Interpret the content of written texts*	**3.A:** Interpret the distinguishing features of a text.	**3.A.1:** Identify the intended audience. **3.A.2:** Identify the purpose.
4: *Make meanings from words and expressions*	**4.A:** Determine the meaning of familiar and unfamiliar words.	**4.A.1:** Determine the meaning of a variety of vocabulary. **4.A.2:** Deduce the meaning of unfamiliar words or expressions.

SUGGESTED RESOURCES

- Promotional website—Family vacation options **familygo.eu/**
- Ad for photography studio **veneziadeibambini.it/servizio-fotografico-famiglia/**

TEACHER TALK

- Have students predict what the source will be about based on the title and on any accompanying visuals.
- Preview vocabulary in the context of authentic sources; select and present key vocabulary prior to presenting the source.
- Have students respond to questions to check their comprehension, including: identifying main ideas and relevant details, identifying purpose and intended audience, identifying vocabulary in context, and identifying cultural elements.

© 2020 College Board

STIMULUS/TASK MODEL

Letter

MODE: WRITTEN AND PRINT INTERPRETIVE COMMUNICATION

Skill Category	Skill	Learning Objective
1: *Comprehend written, audio, audiovisual, and visual text (text, pictures, and numbers)*	**1.A:** Describe the literal meaning of the text.	**1.A.3:** Retell or summarize information in narrative form.
3: *Interpret the content of written texts*	**3.A:** Interpret the distinguishing features of a text.	**3.A.1:** Identify the intended audience. **3.A.2:** Identify the purpose. **3.A.3:** Identify and/or describe the point(s) of view, perspective(s), tone, or attitude.
	3.B: Interpret the meaning of a text.	**3.B.2:** Infer implied meanings through context.

SUGGESTED RESOURCES

- Formal letter—Interest in working with children **modellocurriculum.com/lettera-di-presentazione-per-autocandidarsi-esempio-reale.html**
- Letter written by a 13-year-old boy to his parents asking for understanding **scuola.repubblica.it/puglia-bari-smsmichelangelo/2015/03/03/lettera-ai-miei-genitori/**
- Letter written by a mother to her daughter's stepmom **it.laowl.com/la-figlia-ha-una-nuova-matrigna**
- Letter from refugees grateful for finding a family **refugees-welcome.it/trovare-una-casa-ma-anche-una-famiglia**

TEACHER TALK

- Teach some of the elements of a formal letter using the one provided here. These elements can be applied to the writing of an email later in this unit.
- Teach some sample formulas used for greetings and closings in formal letters and emails.
- Point out how the formal register is used in the letter.
- Ask students to identify elements that demonstrate that this letter is in the formal register (greetings and closings, verb forms, and possessive adjectives).
- Engage students in synthesizing information by summarizing each section of these letters.
- Some of these letters are relevant to the themes of this unit but are not in the formal register. When reading them, have students identify some of the differences between informal and formal correspondence.
- When working with letters, connect them to the learning objectives and check comprehension by asking students to do the following tasks:
  - Summarize in narrative form
  - Identify the purpose
  - Identify the target audience
  - Identify the point(s) of view, tone, or attitude
  - Infer implied meanings

© 2020 College Board

STIMULUS/TASK MODEL

Conversation and Chart

MODE: PRINT, AUDIO, VISUAL, AND AUDIOVISUAL
INTERPRETIVE COMMUNICATION

Skill Category	Skill	Learning Objective
1: *Comprehend written, audio, audiovisual, and visual text (text, pictures, and numbers)*	**1.A:** Describe the literal meaning of the text.	**1.A.1:** Identify the main idea. **1.A.2:** Identify supporting/relevant details.
	1.B: Describe data.	**1.B.2:** Describe data from a table, chart, graph, map, or infographic.
3: *Interpret the content of written texts*	**3.A:** Interpret the distinguishing features of a text.	**3.A.3:** Identify and/or describe the point(s) of view, perspective(s), tone, or attitude.
4: *Make meanings from words and expressions*	**4.A:** Determine the meaning of familiar and unfamiliar words.	**4.A.1:** Determine the meaning of a variety of vocabulary. **4.A.2:** Deduce the meaning of unfamiliar words or expressions.

continued on next page

© 2020 College Board

SUGGESTED RESOURCES

- Conversation—Planning for a family visit **italianoperstranieri.loescher.it/video-una-famiglia-numerosa.n446**
- Chart—Today's changes in the Italian family **smallfamilies.it/i-numeri-delle-smallfamilies/**
- Video—The changing Italian family **youtube.com/watch?v=zBzFRFjLmbA**

TEACHER TALK

- For the conversation, have students do the following:
  - Listen carefully to the conversation and then try to identify main ideas and important details as they listen.
  - Summarize the main ideas and details.
  - Identify formulas used in the conversation (greetings/closings, idiomatic expressions, thematic vocabulary, transitional expressions, etc.) that they can apply later in the unit when doing the spoken conversation task.
- Have students work in pairs to describe and talk about their own families and their families' routines.
- Discuss common terms in Italian that appear on charts: rate, percentage, increase, decrease, etc.
- Have students work in groups to do some research on the topic of one of the first two conversations (could be how Italian families spend their time at home, who is responsible for household tasks, etc.). Then have them create a chart showing the results of their research.
- For the chart on today's changes in the Italian family and the video on the changing Italian family:
  - show the video clip on today's changes in the Italian family to provide background information.
  - select *tabella 1* and *tabella 2* (or other charts) and create and record a two-minute conversation between young adults discussing the changes in Italian families today.
  - prepare written questions about the conversation and the chart to assess students' comprehension of them.

© 2020 College Board

STIMULUS/TASK MODEL

Email Reply

MODE: WRITTEN INTERPERSONAL COMMUNICATION

Skill Category	Skill	Learning Objective
4: *Make meanings from words and expressions*	**4.B:** Use words appropriate for a given context.	**4.B.1:** Use a variety of vocabulary in written and spoken communication. **4.B.2:** Explain and use idiomatic and culturally authentic expressions.
6: *Communicate interpersonally by writing to others*	**6.A:** Understand and apply appropriate communication strategies in interpersonal writing.	**6.A.1:** Initiate, maintain, and close written exchanges. **6.A.2:** Provide and obtain relevant information in written exchanges. **6.A.3:** Use a variety of grammar and syntax in written exchanges. **6.A.4:** Use register appropriate for the intended target culture audience in written exchanges. **6.A.5:** Use communication strategies such as circumlocution, requesting clarification, and paraphrasing to maintain written exchanges.
	6.B: Understand and apply appropriate and varied syntactical expressions in interpersonal writing.	**6.B.1:** Use transitional expressions and cohesive devices to create paragraph-length discourse in written exchanges. **6.B.2:** Comprehend and produce simple, compound, and complex sentences in a variety of time frames in written exchanges. **6.B.3:** Use standard conventions of the written language (e.g., capitalization, orthography, accents, punctuation) in written exchanges. **6.B.4:** Monitor language production; recognize errors and attempt self-correction in written exchanges.

continued on next page

© 2020 College Board

SUGGESTED RESOURCES

- Writing formal and informal emails
  theitalianmidday.com/italianblog/2017/10/22/come-scrivere-unemail-in-italiano

Suggestion for Creating a Resource

- Create a formal letter from a travel agency in response to a student's interest in a study-abroad homestay. Ask the student to describe the ideal family they would like to live with while in Italy.

Suggestion for Creating a Resource

- Create a formal letter from the Italian census bureau in response to a request for information about Italian families, including a request for more details about desired information.

Suggestion for a Formal Email

- Write a formal email to ISTAT requesting information on recent statistics (the past five or ten years) on the number of women employed full time in Italy. Ask for the most common work fields and the years of education completed by the women in each field.

Suggestion for a Formal Email

- Respond to an email written by a family friend living in Italy asking you to spend the summer with them. Your responsibility in Italy is to help take care of their two young children a few hours a day and to teach them English. In return, you will earn a small income and improve your Italian skills by attending classes at a local university. Reply to state your interest in the proposal, request the dates of the stay, find out what your work hours will be, request what your salary will be, and state your interest in the college classes.

TEACHER TALK

- Use the website *Come scrivere un email in italiano* to introduce students to an Italian perspective of what needs to be included in emails.
- Preview challenging vocabulary.
- Check comprehension by asking questions about content.
- Review the elements of the letter studied earlier in the unit, and discuss how to apply many of those elements to create an organized email.
- Review the use of the formal register.
- Review formal register, particularly direct and indirect object pronouns.
- Expand students' repertoire of transitional expressions and cohesive devices and remind them to use transitional expressions to help guide the reader's understanding.
- Teach ways to request more information about something referenced in the email.

© 2020 College Board

STIMULUS/TASK MODEL

Conversation

MODE: SPOKEN INTERPERSONAL COMMUNICATION

Skill Category	Skill	Learning Objective
4: *Make meanings from words and expressions*	**4.B:** Use words appropriate for a given context.	**4.B.1:** Use a variety of vocabulary in written and spoken communication. **4.B.2:** Explain and use idiomatic and culturally authentic expressions.
5: *Communicate interpersonally by speaking with others.*	**5.A:** Understand and apply appropriate communication strategies in interpersonal speaking.	**5.A.1:** Initiate, maintain, and close spoken exchanges. **5.A.2:** Comprehend an interlocutor's message in spoken exchanges. **5.A.3:** Provide and obtain relevant information in spoken exchanges. **5.A.4:** Use appropriate register and greeting for the intended target culture audience in spoken exchanges. **5.A.5:** Use pronunciation that is comprehensible when interacting with speakers of the target language in spoken exchanges. **5.A.6:** Use effective intonation patterns, pacing, and delivery when interacting with speakers of the target language in spoken exchanges. **5.A.7:** Use communication strategies such as circumlocution, requesting clarification, asking for repetition, and paraphrasing to maintain spoken exchanges.
	5.B: Understand and apply appropriate and varied syntactical expressions in interpersonal speaking.	**5.B.1:** Use a variety of grammar and syntax in spoken exchanges. **5.B.2:** Use transitional expressions and cohesive devices in spoken exchanges. **5.B.3:** Comprehend and produce simple, compound, and complex sentences in a variety of time frames in spoken exchanges. **5.B.4:** Monitor language production; recognize errors and attempt self-correction in spoken exchanges.

continued on next page

© 2020 College Board

SUGGESTED RESOURCES

Suggestion for Creating a Resource

- Create oral/written simulated conversation prompts to which students can practice responding either individually, in pairs, or in small groups. They could potentially record their conversations for feedback. Topic ideas: planning a family party, discussing a family member, discussing a host family, family life, living in the city, looking for an apartment, looking for a job, social activities.

TEACHER TALK

- Remind students how aspects of the conversation task are connected to the conversation and chart task completed in this unit.
- Suggest and practice some effective ways to use circumlocution.
- Have students work with a partner to create and present a conversation in the informal register on a topic relevant to one or more themes of the unit (family events, traditions/celebrations, family roles/responsibilities, gender roles, etc.). You can provide an outline of possible turns in the conversation if the students need some guidance.

© 2020 College Board

STIMULUS/TASK MODEL

Cultural Presentation

MODE: SPOKEN PRESENTATIONAL COMMUNICATION

Skill Category	Skill	Learning Objective
4: *Make meanings from words and expressions*	**4.B:** Use words appropriate for a given context.	**4.B.1:** Use a variety of vocabulary in written and spoken communication. **4.B.2:** Explain and use idiomatic and culturally authentic expressions.
7: *Communicate through spoken presentations*	**7.A:** Plan and research an issue or topic for presentational speaking.	**7.A.1:** Use a process to plan spoken presentations. **7.A.2:** Use research strategies to gather information and evidence for inclusion in spoken presentations.
	7.B: Use appropriate vocal and visual strategies to communicate an idea in presentational speaking.	**7.B.1:** Produce spoken presentations in the appropriate register with an introduction, development of topic, and conclusion. **7.B.2:** Use transitional expressions and cohesive devices to create paragraph-length discourse in spoken presentations. **7.B.3:** Use pronunciation in spoken presentations that is comprehensible to speakers of the target language. **7.B.4:** Use effective intonation patterns, pacing, and delivery in spoken presentations. **7.B.5:** Use communication strategies such as circumlocution and paraphrasing to maintain spoken presentations.
	7.C: Use appropriate language and vocabulary for your audience for presentational speaking.	**7.C.1:** Use a variety of grammar and syntax in spoken presentations. **7.C.2:** Produce simple, compound, and complex sentences in a variety of time frames in spoken presentations. **7.C.3:** Monitor language production; recognize errors and attempt self-correction in spoken presentations.
	7.D: Express a perspective with details and examples to illustrate an opinion or idea in presentational speaking.	**7.D.1:** Explain ideas and opinions with examples in spoken presentations. **7.D.2:** Compare features (including products, practices, and perspectives), of target cultural communities to student's own community in spoken presentations.

continued on next page

© 2020 College Board

SUGGESTED RESOURCES

Article

- Changing dynamics in Italian families
  psicolinea.it/la-famiglia-italiana/

Video

- Status of the family in Italy today
  youtube.com/watch?v=axXw-Qnuv-w&t=50s

Article

- Childcare in Italy
  m.ilgiornale.it/news/2017/09/01/asili-nido-troppo-cari-fuori-quattro-bimbi-su-5/1436230/

Video

- Presentation about childcare laws and options in Italy
  cislmarche.it/notizie/voucher-asili-nido-regione-marche-istruzioni-per-l-uso

Chart

- Statistics on childcare by grandparents in Italy
  tinyurl.com/ya23vmqt

Video

- Presentation about reasons for low birth rate in Italy
  youtu.be/Xn1dDiTrL60

Video

- Presentation about civil unions in Italy
  youtu.be/6rPVOnHkqEo

Article and Chart

- Statistics on marriages in Italy
  www.istat.it/it/archivio/75517

Article and Chart

- Men (*Mammoni*) that refuse to grow up
  tgcom24.mediaset.it/cronaca/eurostat-calano-i-mammoni-in-italia-prima-volta-da-dieci-anni_3107386-201702a.shtml

Article

- Italian women hold the record for no births
  www.linkiesta.it/it/article/2018/02/10/addio-mamme-in-italia-e-record-di-donne-senza-figli-e-la-colpa-e-della/37087/

Chart

- Fewer births in 2017 in Italy, lowest birth-rates even for foreigners in Italy
  truenumbers.it/nati-in-italia/

TEACHER TALK

- Use some or all of the sources to explore Italian cultural topics related to families and family life. Topics to explore include:
  - changes in the Italian family from the past
  - declining birth rates
  - childcare, social services, and grandparents
  - civil unions
  - marriage rates
  - role of religion in marriage and family life
  - adult males living at home (*mammoni*)
- In this unit, build students' skills and confidence in presentational speaking by having them give a one-minute presentation that provides cultural information about Italian families and family life acquired in this unit. They will do a cultural comparison in subsequent units.
- Provide a template to help students plan and organize their presentations.
- Stress the importance of using key words and phrases instead of writing out the presentation.
- Show students how to provide an introduction, development of the topic, and a conclusion.
- View the chart and read the articles, providing guiding questions to check comprehension.
- Discuss elements of effective presentations, such as engaging the audience, eye contact, using gestures, etc.
- Students will view the chart and read the article on *mammoni* and then present a brief cultural presentation discussing why so many adult men still live at home in Italy.
- After interacting with these sources on the low/declining birth rate in Italy, students present a brief oral presentation on why there are such low birth rates in Italy.

© 2020 College Board

THIS PAGE IS INTENTIONALLY LEFT BLANK.

AP ITALIAN
LANGUAGE AND CULTURE

UNIT 2

The Influence of Language and Culture on Identity

~19–21
CLASS PERIODS

© 2020 College Board

Remember to go to **AP Classroom** to assign students the online **Personal Progress Check** for this unit.

Whether assigned as homework or completed in class, the **Personal Progress Check** provides each student with immediate feedback related to this unit's content and skills.

Personal Progress Check 2

Multiple-choice: ~20 questions
Free-response: 2 questions

- Argumentative Essay
- Cultural Comparison

© 2020 College Board

UNIT 2

~19–21 CLASS PERIODS

The Influence of Language and Culture on Identity

ESSENTIAL QUESTIONS

- How does one's identity evolve over time? / *Come evolve la propria identità nel tempo?*
- How does language shape our cultural identity? *In che modo la lingua determina la nostra identità culturale?*
- How does technology influence the development of personal and public identity? / *In che modo la tecnologia influenza lo sviluppo dell'identità personale e pubblica?*
- How does the art of a community reflect its public identity? / *In che modo l'arte di una comunità riflette la sua identità pubblica?*

Developing Understanding

Unit 2 looks at how language and culture influence identity in Italian-speaking societies. This relevant and engaging theme provides a meaningful context in which students can acquire and develop a variety of more nuanced linguistic and cultural concepts as well as vocabulary. While the primary focus will be on the theme of **Personal and Public Identities**, teachers are encouraged to interweave the themes of Beauty and Aesthetics, Contemporary Life, and Science and Technology. For example, students could

- explore how developments in science and technology impact language and the ways we communicate and, ultimately, how we see ourselves.
- examine how social media affects personal image and identity.
- consider the role of advertising in shaping personal and public identity.
- explore how a community's identity is reflected in its art.

Suggested Themes	Recommended Contexts
Personal and Public Identities / *Identità privata e pubblica*	Language and Identity / *Lingua e identità* Societal Beliefs and Personal Values / *Credenze diffuse e valori personali* Gender and Sexuality / *Genere e sessualità* Identity and Integration / *Identità e integrazione* History and Geography / *Storia e geografia*
Beauty and Aesthetics / *Bellezza ed estetica*	Ideals of Beauty / *Ideali di bellezza* Literature / *Letteratura* Fashion and Design / *Moda e design* Music / *Musica*
Contemporary Life / *Vita contemporanea*	Holidays and Celebrations / *Feste, sagre e tradizioni* Housing and Shelter / *Abitazioni* Education and Careers / *Istruzione, formazione e lavoro* Work / *Il mondo del lavoro* Mass Media / *Mezzi di comunicazione* Sports and Fitness / *Sport e benessere*
Science and Technology / *Scienza e tecnologia*	Ethics / *Scelte etiche e morali* Health and Medicine / *Salute e medicina* The Internet and Its Social Impact / *La rete e il suo impatto sociale* Personal Technology and Communication / *Uso personale della tecnologia*

© 2020 College Board

Building Course Skills

Students continue to build interpretive skills through engaging with literary texts, articles, charts, and audio reports. Building on skills developed in Unit 1, students enhance their skills in:

- identifying perspectives
- comprehending vocabulary in context
- summarizing content in narrative form
- making interdisciplinary and cultural connections

Practice in the interpretive mode prepares students to engage in the presentational mode:

- Students build skills in understanding content and building academic vocabulary needed for writing an argumentative essay by listening to and discussing audio reports, interpreting data and cultural trends from a visual text, and reading and discussing articles.
- Students demonstrate their ability to express their own viewpoints and support them with textual evidence by writing a thesis statement and selecting relevant evidence.
- By interacting with sources provided in this unit, students acquire cultural information to present a one-minute oral cultural comparison between their own community and a target community.

Preparing for the AP Exam

In this unit, students encounter some multiple-choice tasks similar to what they will see on the AP Exam and presented in the same format, but not yet at the level they will see on the exam. These include literary texts, articles and charts, and audio reports and articles.

AREAS OF CHALLENGE – MULTIPLE CHOICE

- Literary texts often prove challenging to students, particularly in regard to understanding vocabulary that make inferences based on tone, attitude, or perspective. Teachers should anticipate which vocabulary words may be challenging to students and help them define them. Presenting some background on the literary text, including its context, may also help students with comprehension. After students read a little of the text, teachers should stop and ask them to predict what may happen next or how the story may finish. This will enhance their ability to make inferences.
- Multiple-choice task models containing two sources, such as an audio report and an article, can be challenging for students; they may need specific help from the teacher identifying how the two sources are related and also in what ways they are similar and different. Teachers could introduce the use of graphic organizers to assist students in organizing information found in the two sources.

Because students find the argumentative essay and the cultural comparison tasks challenging, in this unit they complete a modified version to build skills needed to complete the full versions of these tasks in later units.

AREAS OF CHALLENGE – FREE RESPONSE

- Students find writing an argumentative essay based on three sources to be challenging. To build skills toward this task in this unit, students write an essay based on just two sources, focusing on creating their thesis/argument and on including relevant evidence from the sources to support their argument. Teacher feedback is most helpful if it focuses mainly on the essay's argument and how it is supported by evidence from the sources.
- Exam performance data indicate that students struggle to create effective cultural comparisons, so a gradual building of skills for success on this task is needed. For this unit, students develop a one-minute spoken presentation that compares a cultural aspect of a Italian-speaking community that they have learned about in this unit to the same cultural aspect in their own community. Students may benefit from the use of a graphic organizer such as a T-note chart or a Venn diagram to organize their thoughts for this task. Successful responses will:
  - contain an effective introduction.
  - define the two communities.
  - be well organized.
  - include a clear comparison.
  - provide details and elaboration.

© 2020 College Board

UNIT PLANNING

Students need to develop the skills presented in this unit in order to succeed both in the course and on the exam. On the pages that follow are selected AP Exam task model charts that focus on the modes of communication, themes, and skills taught in this unit. Each chart presents a particular task model/mode of communication and includes associated skills and learning objectives, along with suggested resources and useful teaching tips. These resources are meant to provide ways to explore the unit's content that teachers can use right away to complement their own resources as they plan their instruction. (Note that the suggested resources are not created, maintained, or endorsed by College Board.)

Unit Planning Notes

Use the space below to plan your approach to this unit. We suggest trying some of the ideas provided here along with using your own resources, task models, and activities.

Go to **AP Classroom** to assign the **Personal Progress Check** for Unit 2.
Review the results in class to identify and address any student misunderstandings.

© 2020 College Board

STIMULUS/TASK MODEL

Literary Text

MODE: PRINT INTERPRETIVE COMMUNICATION

Skill Category	Skill	Learning Objective
1: *Comprehend written, audio, audiovisual, and visual text (text, pictures, and numbers)*	**1.A:** Describe the literal meaning of the text.	**1.A.1:** Identify the main idea. **1.A.3:** Retell or summarize information in narrative form.
3: *Interpret the content of written texts*	**3.A:** Interpret the distinguishing features of a text.	**3.A.1:** Identify the intended audience. **3.A.2:** Identify the purpose. **3.A.3:** Identify and/or describe the point(s) of view, perspective(s), tone, or attitude.

SUGGESTED RESOURCES

Literary Text

- *La chitarra magica*: A short story by Stefano Benni about a young man who wanted to be a rock star. **italiano.sismondi.ch/letteratura/testi-brevi/Benni/Benni_Chitarra/Benni_La_chitarra_magica.doc/at_download/file**
- *Io e Lui*: A short story by Natalia Ginzburg about the differences between her and her husband **losbuffo.com/2018/02/09/un-racconto-natalia-ginzburg/**

TEACHER TALK

- Preview vocabulary; select and present key vocabulary prior to presenting the source.
- Have students predict what the story will be about based on its title.
- Read the first paragraphs aloud with students, pausing to check comprehension.
- Ask students to work in pairs, taking turns to read the rest of the story aloud.
- Provide some questions that ask students to do the following:
  - Identify vocabulary in context
  - Summarize the story in narrative form
  - Understand inferred meanings
  - Identify details

© 2020 College Board

STIMULUS/TASK MODEL

Article and Chart

MODE: PRINT INTERPRETIVE COMMUNICATION

Skill Category	Skill	Learning Objective
1: *Comprehend written, audio, audiovisual, and visual text (text, pictures, and numbers)*	**1.A:** Describe the literal meaning of the text.	**1.A.2:** Identify supporting/relevant details. **1.A.3:** Retell or summarize information in narrative form.
1: *Comprehend written, audio, audiovisual and visual text*	**1.B:** Describe data.	**1.B.1:** Identify and describe patterns and trends in data.
3: *Interpret the content of written or audio text*	**3.A:** Interpret the distinguishing features of a text.	**3.A.2:** Identify the purpose.
4: *Make meanings from words and expressions*	**4.A:** Determine the meaning of familiar and unfamiliar words.	**4.A.2:** Deduce meaning of unfamiliar words or expressions.

SUGGESTED RESOURCES

- Article and Charts—Italian "brain drain"
  google.com/amp/www.corriere.it/scuola/studiare-e-lavorare-all-estero/notizie/se-ne-vanno-giovani-laureati-nostra-vita-genitori-nell-italia-figli-lontani-3ab07376-9c5f-11e7-9e5e-7cf41a352984_amp.html
- Article and Chart—Italian dialects decline
  termometropolitico.it/1282066_declino-del-dialetto-in-italia.html
- Article—Italian dialect, or a foreign language?
  www.istat.it/it/archivio/207961

TEACHER TALK

- Have students identify connections between the article and the charts.
- Provide graphic organizers to help students organize information.
- Create questions to check comprehension with most questions focusing on the article and some on the chart.
- These articles and charts clarify the debate about dialects in Italy.
- Use the charts and articles to promote discussion and inform students about the second official language in Italy, dialects.

© 2020 College Board

STIMULUS/TASK MODEL

Audio Report and Article

MODE: PRINT, AUDIO, VISUAL, AND AUDIOVISUAL INTERPRETIVE COMMUNICATION

Skill Category	Skill	Learning Objective
1: *Comprehend written, audio, audiovisual, and visual text (text, pictures, and numbers)*	**1.A:** Describe the literal meaning of the text.	**1.A.1:** Identify the main idea. **1.A.2:** Identify supporting/relevant details.
2: *Make interdisciplinary and cultural connections*	**2.A:** Make cultural connections.	**2.A.1:** Identify and/or describe content and connections among cultural topics. **2.A.3:** Explain how information from a text connects or relates to the target cultural topics or phenomena.
	2.B: Make connections in and across disciplines.	**2.B.3:** Explain how information from a text connects or relates to interdisciplinary topics or phenomena.

SUGGESTED RESOURCES

Article and Audiovisual Report

- Reform of Italian citizenship law
  repubblica.it/solidarieta/diritti-umani/2017/06/15/news/i_nuovi_italiani_nella_riforma_della_cittadinanza_l_impatto_dello_ius_soli_in_italia-168145760

Video

- Migration of skilled people
  la7.it/coffee-break/video/ricercatrice-di-26-anni-ex-cervello-in-fuga-10-01-2017-201567

Article

- Many college-educated Italians migrate to other countries; few foreigners with college degrees immigrate to Italy
  ilsole24ore.com/art/notizie/2016-11-30/continua-fuga-cervelli-mentre-laureati-stranieri- che-scelgono-l-italia-sono-solo-500mila-145036.shtml?uuid=AD3o3k4B

TEACHER TALK

- Have students identify connections between the two sources.
- Introduce graphic organizers to help students organize information found in the two sources.
- Check comprehension by asking some questions on the article, some on the audiovisual report, and some on both sources.
- Many Italians who leave their country for more industrialized countries hope to return home and struggle with the idea of leaving and adjusting to another country. View the video and read the article to get background information on this situation.
- Check comprehension by asking questions about main idea, supporting details, implied meaning, and deducing meaning though context.
- Have students investigate how many Italians settle in the U.S. to seek career opportunities rather than pursuing a career in Italy.

© 2020 College Board

STIMULUS/TASK MODEL

Argumentative Essay

MODE: WRITTEN PRESENTATIONAL COMMUNICATION

Skill Category	Skill	Learning Objective
4: *Make meanings from words and expressions.*	**4.B:** Use words appropriate for a given context.	**4.B.1:** Use a variety of vocabulary in written and spoken communication. **4.B.2:** Explain and use idiomatic and culturally authentic expressions.
8: *Communicate through written presentations.*	**8.A:** Plan and research an issue or topic for presentational writing.	**8.A.1:** Use a process to plan written presentations. **8.A.2:** Use research strategies to gather information and evidence for inclusion in written presentations.
	8.B: Use appropriate writing strategies to communicate an idea in presentational writing.	**8.B.1:** Produce written presentations in the appropriate register with an introduction, development of topic, and conclusion. **8.B.2:** Use communication strategies, such as circumlocution and paraphrasing to maintain written presentations.
	8.C: Understand and apply appropriate and varied syntactical expressions in presentational writing.	**8.C.1:** Use transitional expressions and cohesive devices to create paragraph-length discourse in written presentations. **8.C.2:** Use a variety of grammar and syntax in written presentations. **8.C.3:** Produce simple, compound, and complex sentences in a variety of time frames in written presentations. **8.C.4:** Use standard conventions of the written language (e.g., capitalization, orthography, accents, punctuation) in written presentations. **8.C.5:** Monitor language production; recognize errors and attempt self-correction in written presentations.
	8.D: Express a perspective with details and examples to illustrate an opinion or idea in presentational writing.	**8.D.1:** Explain ideas and opinions with examples in written presentations. **8.D.2:** Integrate information from sources and cite them appropriately in written presentations.

continued on next page

© 2020 College Board

UNIT 2 The Influence of Language and Culture on Identity

SUGGESTED RESOURCES

Article

- Gender equality
  noisiamofuturo.it/2018/02/05/le-pari-opportunita-genere/

Chart

- Male/female employment rates in different parts of Italy
  amato.blogautore.repubblica.it/2012/01/30/tavolo-del-lavoro-e-se-diventasse-anche-loccasione-per-parlare-delle-pari-opportunita/

Article

- Women/men's roles in Italy
  google.com/amp/s/www.ilfattoquotidiano.it/2014/06/19/stirare-cucinare-o-fare-la-spesa-ancora-cose-da-femmine-per-gli-uomini-italiani/1032139/amp/

Video

- Women working in traditionally male careers
  youtube.com/watch?v=wAtSp-3Vc-E

TEACHER TALK

- In this unit, students will do an abbreviated form of an argumentative essay. The purpose is to help them build skills in making a strong argument through an effective thesis statement and then using evidence from just two sources to support their opinions.
- Provide background on the topic of gender equality in Italy by having students engage with all the sources.
- Provide a template to help them organize information from the sources.
- Encourage students to take notes while they watch the video. Consider showing the video more than once.
- Share the prompt in Italian for the argumentative essay: *Has the role of women changed significantly in Italy?*
- Have them consider how they will respond to the prompt.
- Provide sentence starters to help students produce an effective thesis statement.
- Give them time to find supporting evidence from one of the two articles and from the video. (Students only need two sources.)
- Tell them that their essays will be evaluated on the strength of their thesis statements and on how well they support their arguments with evidence from the two sources.

© 2020 College Board

STIMULUS/TASK MODEL

Cultural Comparison

MODE: SPOKEN PRESENTATIONAL COMMUNICATION

Skill Category	Skill	Learning Objective
4: *Make meanings from words and expressions*	**4.B:** Use words appropriate for a given context.	**4.B.1:** Use a variety of vocabulary in written and spoken communication. **4.B.2:** Explain and use idiomatic and culturally authentic expressions.
7: *Communicate through spoken presentations*	**7.A:** Plan and research an issue or topic for presentational speaking.	**7.A.1:** Use a process to plan spoken presentations. **7.A.2:** Use research strategies to gather information and evidence for inclusion in spoken presentations.
	7.B: Use appropriate vocal and visual strategies to communicate an idea in presentational speaking.	**7.B.1:** Produce spoken presentations in the appropriate register with an introduction, development of topic, and conclusion. **7.B.2:** Use transitional expressions and cohesive devices to create paragraph-length discourse in spoken presentations. **7.B.3:** Use pronunciation in spoken presentations that is comprehensible to speakers of the target language. **7.B.4:** Use effective intonation patterns, pacing, and delivery in spoken presentations. **7.B.5:** Use communication strategies such as circumlocution and paraphrasing to maintain spoken presentations.
	7.C: Use appropriate language and vocabulary for the intended audience in presentational speaking.	**7.C.1:** Use a variety of grammar and syntax in spoken presentations. **7.C.2:** Produce simple, compound, and complex sentences in a variety of time frames in spoken presentations. **7.C.3:** Monitor language production; recognize errors and attempt self-correction in spoken presentations.
	7.D: Express a perspective with details and examples to illustrate an opinion or idea in presentational speaking.	**7.D.1:** Explain ideas and opinions with examples in spoken presentations. **7.D.2:** Compare features (including products, practices, and perspectives), of target cultural communities to those of the student's own community in spoken presentations.

continued on next page

© 2020 College Board

The Influence of Language and Culture on Identity

SUGGESTED RESOURCES

Article

- What does "Made in Italy" mean?
  gleni.it/it/marchio-made-in-italy.htmllanieri.com/it/made-in-italy
- Promotional material—Made in Italy brand
  lanieri.com/it/made-in-italy

Article with Chart

- Products made in Italy
  digital4.biz/executive/deloitte-innovation-summit-2017-la-digital-transformation-nel-made-in-italy-tra-luci-e-ombre/

Article

- Why the world envies Italy
  (Teachers can select sections or use the whole article.)
  corriere.it/native-adv/ferrarispumante-longform02-vino-e-made-in-italy-perche-il-mondo-ci-invidia.shtml
- What can Americans learn from Italians?
  radici-press.net/7-cose-americani-italiani/
- Italians and the coffee shop
  lifestyleblog.it/blog/2013/11/gli-italiani-e-il-bar/
- 10 things that Italians do better than Americans (CNN)
  affaritaliani.it/costume/italiani-cnn230414.html

TEACHER TALK

- The cultural comparison exam task does not rely on sources. However, use the sources here to provide background cultural information on the topic of products made in Italy and to explore the culture perspectives implied by "Made in Italy."
- Provide a template to help students organize information from the sources.
- Have students read the articles and look carefully at the chart. Have them watch the video. Check comprehension of the sources by asking questions about main ideas, relevant details, inferences, and vocabulary in context. Help them with idiomatic expressions.
- Engage students in comparing ideas of "Made in" from different countries—What values do these represent?—to the ideal of "Made in Italy."
- Set students up for making a cultural comparison by using a Venn diagram to find similarities and differences in cultural values with products native to Italy compared to those made in the USA.
- Show students how to provide an introduction, development of the topic, and a conclusion.
- Preview challenging vocabulary in these articles.
- Engage students in searching for idiomatic expressions.
- Compare the everyday lifestyle of Italians and Americans.
  - How are the two cultures different and similar?
  - Which of the two cultures is more relaxed? How?
  - How is the bar viewed in Italy?
  - What social role does it provide?
  - How often in a day do we frequent a coffee house in the U.S. in comparison to Italians? Why?
- Ask students what they think Americans do better than Italians and have them explain their thoughts.
- Provide students with a template that will help them organize an effective, brief cultural comparison to address the topic of cultural differences between Italy and America shown in these three resources.

© 2020 College Board

AP ITALIAN
LANGUAGE AND CULTURE

UNIT 3

Influences of Beauty and Art

~19–21
CLASS PERIODS

© 2020 College Board

Remember to go to **AP Classroom** to assign students the online **Personal Progress Check** for this unit.

Whether assigned as homework or completed in class, the **Personal Progress Check** provides each student with immediate feedback related to this unit's content and skills.

Personal Progress Check 3

Multiple-choice: ~15 questions
Free-response: 3 questions

- Email Reply
- Conversation
- Cultural Comparison

© 2020 College Board

UNIT 3

~19–21 CLASS PERIODS

Influences of Beauty and Art

ESSENTIAL QUESTIONS

- How do ideals of beauty and aesthetics influence daily life? / *In che modo gli ideali di bellezza ed estetica influenzano la vita quotidiana?*
- How does art both challenge and reflect cultural perspectives? / *In che modo l'arte sfida e allo stesso tempo riflette prospettive culturali?*
- How do communities value beauty and art? / *In che modo le comunità apprezzano la bellezza e l'arte?*
- How is art used to record history? / *Come viene utilizzata l'arte per documentare la storia?*

Developing Understanding

This unit explores themes related to the influences of beauty and art in Italian-speaking communities, which provides a meaningful context for students in which to acquire and develop a variety of linguistic and cultural concepts. The primary focus will be on the theme of **Beauty and Aesthetics,** however, teachers should incorporate the themes of Personal and Public Identities, Contemporary Life, and Families and Communities by integrating recommended contexts from these themes. For example, students could

- explore how art influences the quality of life and values in a community.
- consider the role/importance of art in Italian-speaking communities.
- discover how the arts capture and reflect the history of a community.
- investigate how the concept of beauty is defined within a culture.
- explore how art challenges and reflects cultural perspectives.

Suggested Themes	Recommended Contexts
Beauty and Aesthetics / *Bellezza ed estetica*	Ideals of Beauty / *Ideali di bellezza* Literature / *Letteratura* Fashion and Design / *Moda e design* Music / *Musica* Architecture / *Architettura* Performing Arts / *Il mondo dello spettacolo* Visual Arts / *Arti visive* Conservation and Restoration / *Tutela dei beni artistici e culturali*
Personal and Public Identities / *Identità privata e pubblica*	Societal Beliefs and Personal Values / *Credenze diffuse e valori personali* Identity and Integration / *Identità e integrazione* History and Geography / *Storia e geografia* Italians in the World / *Gli italiani nel mondo*
Contemporary Life / *Vita contemporanea*	Holidays and Celebrations / *Feste, sagre e tradizioni* Housing and Shelter / *Abitazioni* Leisure, Travel, and Tourism / *Viaggi e tempo libero* Sports and Fitness / *Sport e benessere*
Families and Communities / *Famiglia e società*	Individualism and Solidarity / *Individualismo e solidarietà* Social Benefits / *Stato sociale* Urban, Suburban, and Rural Life / *Vita en città, periferia e campagna* Youth Culture / *Cultura giovanile*

© 2020 College Board

Building Course Skills

Students continue to build interpretive communication skills by engaging with promotional materials, literary texts, and letters of increasing complexity. Students also practice interpreting audio and visual sources by listening to conversations and viewing charts. Building on skills from previous units, students:

- identify point of view and purpose.
- infer meanings.
- summarize content.
- identify themes or morals.
- explain and compare cultural products, practices, and perspectives.

Practice in the interpretive mode prepares students to engage in the interpersonal and presentational modes.

- Reading and deconstructing letters informs students about the features of written interpersonal communication, building skills in reading and responding to emails.
- Sources provide cultural perspectives for students to incorporate in cultural comparisons.
- To prepare students to present a two-minute comparison between their community and a Italian-speaking community, students practice delivering an organized presentation with a thesis statement and supporting evidence.
- Students build their repertoire of transitional and cohesive expressions to make more effective comparisons.

Preparing for the AP Exam

In this unit, students practice and receive feedback on multiple-choice questions based on promotional materials, letters, literary texts, and conversations and charts. The questions in this unit begin to approach the complexity of the AP Exam.

AREAS OF CHALLENGE – MULTIPLE CHOICE

- Students sometimes struggle to understand vocabulary in context, especially idiomatic expressions. Teachers can provide opportunities for students to identify and explain vocabulary based on the context of a source, adding cultural background as appropriate.
- Students also struggle to identify distinguishing features of a text such as purpose, point of view, and/or intended audience. During instruction, teachers can guide students to discover these features by actively deconstructing a text in class.
- Students may also struggle when asked to explain how data from a graph, chart, or table relate to a cultural topic. They may need support in interpreting information presented graphically.
- Students may find it difficult to understand details and nuance while listening to audio and audiovisual sources. It's a good idea to frequently check students' comprehension during a listening activity. One way to do this is to pause a recording at several key points to ask students to identify specific details and inferences.

In this unit, students practice three free-response task models: email reply, conversation, and cultural comparison to develop their skills.

AREAS OF CHALLENGE – FREE RESPONSE

- Successful responses to all free-response tasks are well organized and provide significant detail and elaboration. Teachers can support students in building these skills by providing and reviewing examples of well-organized responses from AP Central that contain robust details and elaboration.
- Students often do not effectively use cohesive devices and transitional expressions when writing or speaking. Across all free-response tasks, teachers should work with students to develop a robust variety of transitional expressions and cohesive devices that go beyond the commonly used "and," "but," and "because." Students can build a list of these expressions throughout the course, and teachers can check for their use in student work. In this unit, students complete a full, two-minute cultural comparison, so teachers can look for opportunities to help students make comparisons between Italian-speaking communities and their own. Teachers can remind students to connect their ideas with effective transitional expressions.
- Students often use sweeping generalizations and stereotypes when completing the cultural comparison, which can sometimes lead to ineffective and inaccurate comparisons. Teachers should guide their students to set up equal comparisons as much as possible. For example, students should compare communities of similar scope (e.g., a city to a city, a nation to a nation, a continent to a continent).

© 2020 College Board

UNIT PLANNING

Students need to develop the skills presented in this unit in order to succeed both in the course and on the exam. On the pages that follow are selected AP Exam task model charts that focus on the modes of communication, themes, and skills taught in this unit. Each chart presents a particular task model/mode of communication and includes associated skills and learning objectives, along with suggested resources and useful teaching tips. These resources are meant to provide ways to explore the unit's content that teachers can use right away to complement their own resources as they plan their instruction. (Note that the suggested resources are not created, maintained, or endorsed by College Board.)

Unit Planning Notes

Use the space below to plan your approach to this unit. We suggest trying some of the ideas provided here along with using your own resources, task models, and activities.

AP Go to **AP Classroom** to assign the **Personal Progress Check** for Unit 3. Review the results in class to identify and address any student misunderstandings.

© 2020 College Board

STIMULUS/TASK MODEL

Promotional Material

MODE: WRITTEN AND PRINT INTERPRETIVE COMMUNICATION

Skill Category	Skill	Learning Objective
1: *Comprehend written, audio, audiovisual, and visual text (text, pictures, and numbers)*	**1.A:** Describe the literal meaning of the text.	**1.A.1:** Identify the main idea. **1.A.2:** Identify supporting/relevant details. **1.A.3:** Retell or summarize information in narrative form.
3: *Interpret the content of written texts*	**3.A:** Interpret the distinguishing features of a text.	**3.A.4:** Identify organizing and/or rhetorical structures and/or strategies.
4: *Make meanings from words and expressions*	**4.A:** Determine the meaning of familiar and unfamiliar words.	**4.A.2:** Deduce the meaning of unfamiliar words or expressions.

SUGGESTED RESOURCES

- Advertisement for museums **youtube.com/watch?v=Czb4XWFCxIE**
- Guide to museums in Italy **arte.it/guida-arte/**
- Advertisement of designer outlets **dailyonline.it/arcus-real-estate-prepara-lapertura-del-torino-outlet-village-fine-mese/**
- Advertisement for a gelato producer **gelateriadondoli.com/**
- Ad for museums in Tuscany **museopiaggio.it/piccolo-spazio-pubblicita/**
- Bernini exhibit at Galleria Borghese **finestresullarte.info/flash-news/689n_mostra-gian-lorenzo-bernini-galleria- borghese.php**

TEACHER TALK

- Preview vocabulary in the context of authentic sources; select and present key vocabulary prior to presenting the source.
- Engage students in the discovery of art museums in Italy with guiding questions.
- Have students react to the advertisement with guiding questions.
- Discuss Italian cultural perspectives related to art and its preservation and conservation. Discuss the role/importance of art in Italian culture.
- Preview any challenging vocabulary.
- Design questions to ensure comprehension, having students identify purpose, the target audience, Italian cultural connections, and vocabulary in context.
- Provide questions to review time, date, and the metric system.
- Discuss the aesthetics of the mall.
- Discuss gelato as a culinary art form.
- Discuss what the emphasis on the beauty and art form of gelato reveals about Italian perspectives.
- Check comprehension of the advertisement.
- Review vocabulary in context.
- Engage students in Italian art by creating a mini-lesson on famous artwork with a focus on Bernini.

© 2020 College Board

STIMULUS/TASK MODEL

Literary Text

MODE: PRINT INTERPRETIVE COMMUNICATION

Skill Category	Skill	Learning Objective
1: *Comprehend written, audio, audiovisual, and visual text (text, pictures, and numbers)*	**1.A:** Describe the literal meaning of the text.	**1.A.1:** Identify the main idea.
2: *Make interdisciplinary and cultural connections*	**2.B:** Make connections in and across disciplines.	**2.B.1:** Identify and/or describe content and connections among interdisciplinary topics.
3: *Interpret the content of written texts*	**3.A:** Interpret the distinguishing features of a text.	**3.A.3:** Identify and/or describe the point(s) of view, perspective(s), tone, or attitude. **3.A.4:** Identify organizing and/or rhetorical structures and/or strategies.
	3.B: Interpret the meaning of a text.	**3.B.1:** Identify and/or describe similarities and/or differences among different types of texts.

SUGGESTED RESOURCES

Literary Text

- A Calvino fable **fiabeinanalisi.blogspot.com/2013/08/la-ragazza-mela-italo-calvino-trama-ed.html**

TEACHER TALK

- Preview challenging vocabulary.
- Have students predict what the story will be about based on the title and the first paragraph.
- Have students do the following:
  - Paraphrase or summarize the text
  - Identify vocabulary in context
  - Infer implied meanings
  - Identify cultural perspectives
  - Identify the theme or moral of the story

© 2020 College Board

STIMULUS/TASK MODEL

Letter

MODE: WRITTEN AND PRINT INTERPRETIVE COMMUNICATION

Skill Category	Skill	Learning Objective
3: *Interpret the content of written texts*	**3.A:** Interpret the distinguishing features of a text.	**3.A.2:** Identify the purpose. **3.A.4:** Identify organizing and/or rhetorical structures and/or strategies.
	3.B: Interpret the meaning of a text.	**3.B.2:** Infer implied meanings through context.

SUGGESTED RESOURCES

- Formal letter form/guide for requesting a museum tour **cdn1.regione.veneto.it/alfstreaming-servlet/streamer/resourceId/8f9e085a-b0a2-4ba2-9924-1cc9e6107182/modulo%20visita%20museo.pdf**
- Letter to the Minister of Fine Arts to better control the trafficking of stolen art **salviamoilpaesaggio.it/blog/2012/02/lettera-al-nuovo-ministro-dei-beni-culturali/**

TEACHER TALK

- Give one or more of these letters to students.
- To help students interpret the letters:
  - Teach students to read closely to interpret meaning from context.
  - Ask guiding questions on the purpose, target audience, main idea, vocabulary in context, and relevant details.
  - Have students identify examples of formal language within the letter(s).
- This final letter provides an opportunity to discuss art not only as a cultural treasure and heritage, but also as an industry in Italy.

© 2020 College Board

STIMULUS/TASK MODEL

Conversation and Chart

MODE: PRINT, AUDIO, VISUAL, AND AUDIOVISUAL
INTERPRETIVE COMMUNICATION

Skill Category	Skill	Learning Objective
2: *Make interdisciplinary and cultural connections*	**2.B:** Make connections in and across disciplines.	**2.B.2:** Explain how data from a graph or table illustrate interdisciplinary topics or phenomena. **2.B.4:** Infer interdisciplinary information from a text.

SUGGESTED RESOURCES

Video

- Urban green spaces interviews
  youtube.com/watch?v=XMkEk28qcZs

Articles and Charts

- Urban green spaces articles and charts
  ecquologia.com/terra/clima/1440-citta-piu-sostenibili-con-laumento-del-verde-urbano-e-lincontro-tra-architettura-ed-agricoltura

Video

- Italian fashion exhibit in London
  youtube.com/watch?v=ao4JRlTcxcU

Suggestion for Creating a Resource

- Create and record a conversation for students to listen to in which two young Italian adults discuss their fashion preferences and whether or not they are influenced by major designers.
- Use the chart below with the conversation.

Chart

- Fashion companies
  fashionunited.it/statistiche-moda-italia/

TEACHER TALK

- Provide a template (T-chart or Venn diagram) so that students can record observations from the interviews (conversations) and charts.
- Select only sections of the interviews since they are long. Have students view the selected sections of these interviews and take notes, using the template as they watch.
- Ask guiding questions about the purpose, main ideas, relevant details, inferred meaning, and the tone of the interview. Select unknown vocabulary for them to identify through context.
- Have students read the article and view the charts and note observations on the template.
- Have students identify connections between the conversation/interview and the charts/graphs.
- Introduce vocabulary related to Italian fashion design.
- Have students watch the video clip for background information.
- Play the recorded conversation and have students identify the purpose, main idea and relevant details, interdisciplinary and cultural connections, and vocabulary in context.
- Have students summarize the data presented in the chart and discuss any trends indicated.
- Discuss connections between the conversation and the chart.
- Discuss the role of fashion in Italian culture and discuss the cultural concept of *fare bella figura*.

© 2020 College Board

STIMULUS/TASK MODEL

Email Reply

MODE: WRITTEN INTERPERSONAL COMMUNICATION

Skill Category	Skill	Learning Objective
4: *Make meanings from words and expressions*	**4.B:** Use words appropriate for a given context.	**4.B.1:** Use a variety of vocabulary in written and spoken communication. **4.B.2:** Explain and use idiomatic and culturally authentic expressions.
6: *Communicate interpersonally by writing to others*	**6.A:** Understand and apply appropriate communication strategies in interpersonal writing.	**6.A.1:** Initiate, maintain, and close written exchanges. **6.A.2:** Provide and obtain relevant information in written exchanges. **6.A.3:** Use a variety of grammar and syntax in written exchanges. **6.A.4:** Use register appropriate for the intended target culture. audience in written exchanges. **6.A.5:** Use communication strategies such as circumlocution, requesting clarification, and paraphrasing to maintain written exchanges.
	6.B: Understand and apply appropriate and varied syntactical expressions in interpersonal writing.	**6.B.1:** Use transitional expressions and cohesive devices to create paragraph-length discourse in written exchanges. **6.B.2:** Comprehend and produce simple, compound, and complex sentences in a variety of time frames in written exchanges. **6.B.3:** Use standard conventions of the written language (e.g., capitalization, orthography, accents, punctuation) in written exchanges. **6.B.4:** Monitor language production; recognize errors and attempt self-correction in written exchanges.

continued on next page

© 2020 College Board

SUGGESTED RESOURCES

- How to write a formal email
  webcultura.it/come-scrivere-una-mail-formale/

- Various formal letters and announcements concerning cultural events in Rome
  gruppodeiromanisti.it/?page_id=575

Article

- Most recognized Italian stylists
  snapitaly.it/stilisti-italiani/

Suggestion for Creating a Resource

- Create an incoming email from a known fashion design company written in reply to a student's inquiry about participating in an internship. Ask students write a response in the formal register, providing requested information and asking for additional information.

TEACHER TALK

- Have students review and confirm what they already know about how to write a formal email by engaging with this resource. Ask them to summarize what they learn through this resource, and ask them to state what the most important things to remember in a formal email are.
- Have students read one or more selected letters from this resource.
- Have them identify elements of the formal register in the letter(s).
- Have students use the letter(s) to guide the writing of an email about an artistic or cultural event:
  - With the class, create a sample email. Discuss how to enhance the email with details and elaboration. Discuss how to keep the register formal.
  - Have students each write their own email to get more information about an artistic or cultural event.
- Have students read this article for background information on Italian fashion designers.
- Review the elements of the email task: use formal register in verb endings, greeting, and closing; respond to all questions; provide all requested information; and get more information about something.

© 2020 College Board

STIMULUS/TASK MODEL

Conversation

MODE: SPOKEN INTERPERSONAL COMMUNICATION

Skill Category	Skill	Learning Objective
4: *Make meanings from words and expressions*	**4.B:** Use words appropriate for a given context.	**4.B.1:** Use a variety of vocabulary in written and spoken communication. **4.B.2:** Explain and use idiomatic and culturally authentic expressions.
5: *Communicate interpersonally by speaking with others*	**5.A:** Understand and apply appropriate communication strategies in interpersonal speaking.	**5.A.1:** Initiate, maintain, and close spoken exchanges. **5.A.2:** Comprehend an interlocutor's message in spoken exchanges. **5.A.3:** Provide and obtain relevant information in spoken exchanges. **5.A.4:** Use appropriate register and greeting for the intended target culture. audience in spoken exchanges. **5.A.5:** Use pronunciation that is comprehensible when interacting with speakers of the target language in spoken exchanges. **5.A.6:** Use effective intonation patterns, pacing, and delivery when interacting with speakers of the target language in spoken exchanges. **5.A.7:** Use communication strategies such as circumlocution, requesting clarification, asking for repetition, and paraphrasing to maintain spoken exchanges.
	5.B: Understand and apply appropriate and varied syntactical expressions in interpersonal speaking.	**5.B.1:** Use a variety of grammar and syntax in spoken exchanges. **5.B.2:** Use transitional expressions and cohesive devices in spoken exchanges. **5.B.3:** Comprehend and produce simple, compound, and complex sentences in a variety of time frames in spoken exchanges. **5.B.4:** Monitor language production; recognize errors and attempt self-correction in spoken exchanges.

continued on next page

© 2020 College Board

SUGGESTED RESOURCES

Suggestion for Creating a Resource

- Create oral/written simulated conversation prompts to which students can practice responding either in small groups/partners or individually. Topic ideas: visiting a museum or art exhibit, attending a concert, or viewing an Italian movie.

Variety of Questions

google.com/url?sa=t&rct=j&q=&esrc=s&source=web&cd=12&ved=0ahUKEwj4zLPSg5XcAhVnleAKHRaLCEQQFghvMAs&url=http%3A%2F%2Fromanistik.eduhi.at%2Falt%2FStimoli%2520per%2520la%2520conversazione.doc&usg=AOvVaw1A3e8bb73i0p83GhaJDAQy

Chart

- Italian design and home furnishings worth 41 billion dollars
  truenumbers.it/design-arredo-italiano/

Article

- Article on Italian design
  italia.it/it/idee-di-viaggio/made-in-italy/kartell-il-design-italiano.html

TEACHER TALK

- Give students an example of a conversation on a topic related to art, museums, cultural events, movies, music, literature, theater, or concerts that provides supporting details and elaboration.
- Have students review the document to expand the types of questions they can ask in conversations.
- Have students work in pairs to create a conversation on a topic related to this unit—a visit to a museum, a cultural event, a play or a movie, a concert, musical preferences, etc. In their conversations, they should use at least one new type of question suggested in the question resource document.

- Use these sources for background for a conversation about home design and home furnishings in Italy.
- Before students engage with the sources, preview challenging vocabulary.
- Ask questions about the article to have students identify the purpose, target audience, main ideas, details, and vocabulary in context.
- Have students summarize the data in the chart and discuss any trends indicated.
- Create the outline of a simulated conversation on Italian design, providing guidance for each turn of the conversation. Have students use this conversation as a way to discuss design as a major art form and industry in Italy.
- Students can perform the conversation in pairs and record their responses so the teacher can provide feedback.

© 2020 College Board

STIMULUS/TASK MODEL

Cultural Comparison

MODE: SPOKEN PRESENTATIONAL COMMUNICATION

Skill Category	Skill	Learning Objective
4: *Make meanings from words and expressions*	**4.B:** Use words appropriate for a given context.	**4.B.1:** Use a variety of vocabulary in written and spoken communication. **4.B.2:** Explain and use idiomatic and culturally authentic expressions.
7: *Communicate through spoken presentations*	**7.A:** Plan and research an issue or topic for presentational speaking.	**7.A.1:** Use a process to plan spoken presentations. **7.A.2:** Use research strategies to gather information and evidence for inclusion in spoken presentations.
	7.B: Use appropriate vocal and visual strategies to communicate an idea in presentational speaking.	**7.B.1:** Produce spoken presentations in the appropriate register with an introduction, development of topic, and conclusion. **7.B.2:** Use transitional expressions and cohesive devices to create paragraph-length discourse in spoken presentations. **7.B.3:** Use pronunciation in spoken presentations that is comprehensible to speakers of the target language. **7.B.4:** Use effective intonation patterns, pacing, and delivery in spoken presentations. **7.B.5:** Use communication strategies such as circumlocution and paraphrasing to maintain spoken presentations.
	7.C: Use appropriate language and vocabulary for the intended audience in presentational speaking.	**7.C.1:** Use a variety of grammar and syntax in spoken presentations. **7.C.2:** Produce simple, compound, and complex sentences in a variety of time frames in spoken presentations. **7.C.3:** Monitor language production; recognize errors and attempt self-correction in spoken presentations.
	7.D: Express a perspective with details and examples to illustrate an opinion or idea in presentational speaking.	**7.D.1:** Explain ideas and opinions with examples in spoken presentations. **7.D.2:** Compare features (including products, practices, and perspectives), of target cultural communities to those of the student's own community in spoken presentations.

continued on next page

© 2020 College Board

SUGGESTED RESOURCES

Article

- About music in Italy
  scuolissima.com/2012/11/Musica-italiana-storia.html

Article

- Tourism and *il bel paese*
  repubblica.it/economia/2016/04/14/news/l_italia_conquista_i_turisti_stranieri_ecco_perche_e_il_belpaese-137569172/

Another Possible Cultural Comparison

- Differences between Italian and American films and their film industries

Background Information on the Italian Film Industry

Article

- Italian film and American film
  huffingtonpost.it/gabriele-scarfone/-cinema-americano-e-italiano-due-industrie-confronto_b_7703766.html

Cultural Comparison Prompt

- What are the major differences between Italian and American films?

Another Possible Cultural Comparison

- The differences between Italy and America regarding the importance of making a good first impression

Article

- The Italian obsession of *bella figura*
  glistatigenerali.com/storia-cultura/lossessione-italiana-per-la-bella-figura/

Cultural Comparison Prompt

- What is the importance in your community of creating a good first impression compared to the importance of creating a positive first impression in an Italian community?

TEACHER TALK

- Although the cultural comparison task on the exam is not based on source materials, preview and then select one or more of the suggested resources to provide some background information for students. Some of these resources are long and dense, so you can select sections of them.
- Use one of the sources to create a cultural comparison prompt for students to compare attitudes and ideas of Italian and American cultures.
- If you have a large class, you can assign different articles and two different prompts within the class for some variety.
- Provide a graphic organizer (T-Chart or Venn diagram) to help students plan and organize their presentations.
- Have students generate some transitional expressions for comparisons. Suggest expressions that might be more sophisticated.
- Work with students to set up equal comparisons (e.g., city to city, region to region, nation to nation, etc.).
- Have all students present to a partner. Select a few students to present to the class. You can also have all students record their presentations and provide feedback on their work that will make their next cultural comparisons stronger.
- Preview challenging vocabulary.
- Have students identify main ideas, relevant details, implied meanings, and vocabulary in context.
- Use the article as a point of departure to discuss the film industry in Italy vs. America. Have students use a T-Chart to list the differences between the two.
- Have students work in pairs to prepare a response to this cultural comparison prompt, and then present to the class or to a group within the class.
- Discuss the concept of *fare bella figura*.
- Discuss how this concept manifests in Italy and in America.
- Preview challenging vocabulary in the article.
- Have students read the article in pairs. Ask them to identify the purpose, main idea, details, and vocabulary in context.
- In pairs, have students respond to the cultural comparison prompt. Encourage them to provide examples of their observations. Pairs can present to the class or to groups within the class.

© 2020 College Board

THIS PAGE IS INTENTIONALLY LEFT BLANK.

AP ITALIAN
LANGUAGE AND CULTURE

UNIT 4

How Science and Technology Affect Our Lives

~19–21
CLASS PERIODS

© 2020 College Board

Remember to go to **AP Classroom** to assign students the online **Personal Progress Check** for this unit.

Whether assigned as homework or completed in class, the **Personal Progress Check** provides each student with immediate feedback related to this unit's content and skills.

Personal Progress Check 4

Multiple-choice: ~15 questions
Free-response: 2 questions

- Argumentative Essay
- Cultural Comparison

© 2020 College Board

UNIT 4

~19–21 CLASS PERIODS

How Science and Technology Affect Our Lives

ESSENTIAL QUESTIONS

- What factors drive innovation and discovery in the fields of science and technology? / *Quali fattori guidano l'innovazione e la scoperta nei campi della scienza e della tecnologia?*
- What role do ethics play in scientific advancement? / *Quale ruolo gioca l'etica nel progresso scientifico?*
- What are the social consequences of scientific or technological advancements? / *Quali sono le conseguenze sociali dei progressi scientifici o tecnologici?*

Developing Understanding

Unit 4 explores the effects of science and technology on people's lives in Italian-speaking communities. This theme encourages students to work with more complex academic vocabulary and content as they continue to develop linguistic and cultural concepts from previous units. While **Science and Technology** is the primary thematic focus of the unit, it is possible to integrate the additional themes of Global Challenges, Contemporary Life, and Personal and Public Identities. For example, students could

- explore how developments in science can both create and resolve challenges in contemporary society.
- investigate how technology creates new ways for us to connect with others and how it impacts and shapes our personal and public identities.
- consider ways access to technology affects society and the quality of life.
- examine how science and technology affect the values and ethics of a community.

Suggested Themes	Recommended Contexts
Science and Technology / *Scienza e tecnologia*	Discoveries and Inventions / *Scoperte e invenzioni* Ethics / *Scelte etiche e morali* Health and Medicine / *Salute e medicina* Alternative Resources / *Fonti di energia alternative* The Internet and Its Social Impact / *La rete e il suo impatto sociale* Personal Technology and Communication / *Uso personale della tecnologia*
Global Challenges / *Sfide globali*	Economic Issues / *Mercato del lavoro* Human Rights / *Diritti umani* Environment / *Ambiente* Food and Nutrition / *Alimentazione* Education / *Scuola e istruzione* Politics / *Politica*
Contemporary Life / *Vita contemporanea*	Housing and Shelter / *Abitazioni* Education and Careers / *Istruzione, formazione e lavoro* Work / *Il mondo del lavoro* Mass Media / *Mezzi di comunicazione*
Personal and Public Identities / *Identità privata e pubblica*	Societal Beliefs and Personal Values / *Credenze diffuse e valori personali* History and Geography / *Storia e geografia* Political Views / *Panorama politico* Italians in the World / *Gli italiani nel mondo*

© 2020 College Board

Building Course Skills

In this unit, students comprehend and interpret information of increasing complexity as they read articles and charts and listen to audio sources. Building on skills developed in previous units, students:

- identify purpose, perspectives, and point of view.
- relate a source to another stimulus.
- make connections within and across disciplines.
- identify and explain cultural products, practices, and perspectives.
- continue to develop visual literacy by identifying and describing patterns and trends in data.

Practice in the interpretive mode prepares students to engage in the presentational mode:

- Identifying main ideas, supporting details, and points of view in written and audio sources builds skills in selecting evidence for writing an argumentative essay.
- Reading and discussing articles and interpreting data from charts related to articles build students' skills in selecting evidence for writing an argumentative essay.
- Applying their cultural understanding by explaining cultural products, practices, and perspectives builds students' skills in making comparisons.

Preparing for the AP Exam

In this unit, students complete multiple-choice questions based on instructions, articles, charts, and presentations, giving them the opportunity to practice working with varied texts and to receive feedback on their comprehension of items of increasing complexity.

AREAS OF CHALLENGE – MULTIPLE CHOICE

- Students find listening to authentic instructions and presentations challenging: the speed of delivery by native speakers, the speaker's presentational style or dialect, and background sounds may interfere with understanding. The content itself may also be challenging. Teachers can prepare students by providing numerous opportunities to listen to a wide variety of audio sources from the Italian-speaking world, ideally providing key interdisciplinary vocabulary ahead of time. Teachers should teach strategies for taking notes while listening and encourage students to identify main ideas and supporting details. Students can listen to the source multiple times, with the teacher pausing occasionally to check for students' understanding.
- As previously stated in Unit 2, students find tasks with two sources challenging. Students can continue to make connections between sources using graphic organizers.

Students also complete cultural comparison and argumentative essay free-response questions. In Unit 2, students developed a thesis statement for their written argument. In Unit 4, the essay task is further scaffolded to the complexity students can expect on the AP Exam. Students are given 40 minutes to write an organized essay in response to a prompt. In their essay, students should:

- provide their own viewpoint.
- support their viewpoint by integrating evidence from all three sources.
- cite the sources appropriately.
- apply their knowledge of academic vocabulary.
- write paragraph-length discourse.
- guide the reader by using effective transitions.

AREAS OF CHALLENGE – FREE RESPONSE

Argumentative Essay:

- Students sometimes focus on summarizing the sources instead of integrating evidence from all the sources to support their argument. Teachers can show examples from AP Central of effective essays that successfully integrate the sources. Teachers can show ineffective sample essays to demonstrate how not integrating evidence detracts from the argument.
- Students often struggle to effectively organize their ideas. Teachers can guide students to
  - clearly state their argument in the opening paragraph.
  - develop their argument in subsequent paragraphs by integrating evidence from the sources.
  - enhance the reader's understanding by using effective transitions and cohesive devices.
  - bring the essay to an appropriate conclusion in which they do not simply restate their argument.
- Students sometimes forget to cite sources used in their essays. While using formal style guidelines is not expected on the AP Exam, students should acknowledge a source each time it is referenced, by giving the source name, author, or number (Source 1, Source 2, Source 3), or by stating the type of source (article, chart, audio).
- Students don't always proofread and revise their work, so teachers should remind students that reviewing their work for spelling, grammar, and mechanics is part of the writing process.

Cultural Comparison:

- Students tend to focus too much on discussing one community or the other instead of making an effective comparison. It's important that students demonstrate what they have learned about the target culture. A good strategy to ensure that students discuss and compare the two communities is to have them start their presentation by talking about the target language community and then transition to their own.

© 2020 College Board

UNIT PLANNING

Students need to develop the skills presented in this unit in order to succeed both in the course and on the exam. On the pages that follow are selected AP Exam task model charts that focus on the modes of communication, themes, and skills taught in this unit. Each chart presents a particular task model/mode of communication and includes associated skills and learning objectives, along with suggested resources and useful teaching tips. These resources are meant to provide ways to explore the unit's content that teachers can use right away to complement their own resources as they plan their instruction. (Note that the suggested resources are not created, maintained, or endorsed by College Board.)

Unit Planning Notes

Use the space below to plan your approach to this unit. We suggest trying some of the ideas provided here along with using your own resources, task models, and activities.

Go to **AP Classroom** to assign the **Personal Progress Check** for Unit 4.
Review the results in class to identify and address any student misunderstandings.

© 2020 College Board

STIMULUS/TASK MODEL

Article and Chart

MODE: PRINT INTERPRETIVE COMMUNICATION

Skill Category	Skill	Learning Objective
1: *Comprehend written, audio, audiovisual, and visual text*	**1.A:** Describe the literal meaning of the text.	**1.A.1:** Identify the main idea.
	1.B: Describe data.	**1.B.1:** Identify and describe patterns and trends in data. **1.B.2:** Describe data from a table, chart, graph, map, or infographic.
2: *Make interdisciplinary and cultural connections*	**2.B:** Make connections in and across disciplines.	**2.B.2:** Explain how data from a graph or table illustrate interdisciplinary topics or phenomena. **2.B.4:** Infer interdisciplinary information from a text.
3: *Interpret the content of written or audio text*	**3.A:** Interpret the distinguishing features of a text.	**3.A.3:** Identify and/or describe the point(s) of view, perspective(s), tone, or attitude.

continued on next page

© 2020 College Board

SUGGESTED RESOURCES

Article

- Pollution and Alzheimer's
  ansa.it/saluteebenessere/notizie/rubriche/medicina/2017/02/02/inquinamento-potrebbe-raddoppiare-il-rischio-di-alzheimer_628cf2aa-adf1-43a5-9c71-5bb74de42a70.html

Chart

- Levels of pollution across EU countries
  archivio.imille.org/2015/03/noi-italia-2015/

Article and Chart

- The shortage of medical doctors in Italy
  infodata.ilsole24ore.com/2018/02/21/medici-italiani-quanti-oggi-quanti-saranno-fra-10-anni/

Article

- Italy gets older
  insalutenews.it/in-salute/litalia-che-invecchia-nel-2050-ogni-100-lavoratori-63-anziani-da-sostenere/

Chart

- Age structure of Italian population
  agensir.it/italia/2017/02/09/anziani-italia-sempre-piu-vecchia-da-costo-sociale-a-risorsa-ma-per-lauser-non-ce-piu-tempo-da-perdere/

TEACHER TALK

- Preview vocabulary in the context of the authentic source; select and present key vocabulary prior to presenting the source.
- Have students read the article and answer questions on purpose, intended audience, main ideas and relevant details, point(s) of view, and vocabulary in context.
- Have students make observations about the information provided in the chart by asking them to describe the data and explain how the data may reveal trends.
- Have students identify connections between the two sources by completing a T-Chart.
- Preview challenging vocabulary.
- Check comprehension of the article by having students summarize information.
- Ask students to summarize and interpret data from the charts.
- Discuss the impact on society by the decline in the number of doctors.
- Discuss whether or not socialized medicine may have an impact on this trend.
- Discuss the trend of Italy getting older.
- What will be the social impact of this trend?
- Have students work in pairs to investigate and present on the status of aging in America, discussing similarities and differences between America and Italy.

© 2020 College Board

STIMULUS/TASK MODEL

Interview

MODE: AUDIO, VISUAL, AND AUDIOVISUAL INTERPRETIVE COMMUNICATION

Skill Category	Skill	Learning Objective
2: *Make interdisciplinary and cultural connections*	**2.B:** Make connections in and across disciplines.	**2.B.1:** Identify and/or describe content and connections among interdisciplinary topics.
3: *Interpret the content of written or audio text*	**3.A:** Interpret the distinguishing features of a text.	**3.A.3:** Identify and/or describe the point(s) of view, perspective(s), tone, or attitude.

SUGGESTED RESOURCES

Interview

- Energy plan in Italy
  youtu.be/4MdFohWZjc8

Video

- Interview with a specialist on sinusitis
  video.corriere.it/sinusite-cronica/0ce097fa-052b-11e5-ae02-fdb51684f1d6

Video

- What is the future of scientific research?
  youtube.com/watch?v=AhCmAVgxZ1o

TEACHER TALK

- Preview critical vocabulary prior to having students watch the video.
- Provide some background on the topic of the source and about the focus of the interview.
- Ask guiding questions on main ideas, relevant details, vocabulary in context, interdisciplinary content and connections, point(s) of view, and tone.
- Provide students with multiple opportunities to watch the videos and encourage them to take notes.
- Preview challenging vocabulary in the sources.
- Check comprehension of each source by asking questions to identify main ideas and supporting details.
- Ask students to summarize content in the sources in writing or verbally.
- Use the video as a point of departure to discuss the future of scientific research in Italy and in America. Have students research major areas of scientific research and have them predict improvements in life due to future discoveries.

© 2020 College Board

STIMULUS/TASK MODEL

Instructions

MODE: AUDIO, VISUAL, AND AUDIOVISUAL
INTERPRETIVE COMMUNICATION

Skill Category	Skill	Learning Objective
1: *Comprehend written, audio, audiovisual, and visual text (text, pictures, and numbers)*	**1.A:** Describe the literal meaning of the text	**1.A.3:** Retell or summarize information in narrative form.
3: *Interpret the content of written or audio text (words)*	**3.A:** Interpret the distinguishing features of a text.	**3.A.2:** Identify the purpose.
4: *Make meanings from words and expressions*	**4.A:** Determine the meaning of familiar and unfamiliar words.	**4.A.2:** Deduce the meaning of unfamiliar words or expressions.

SUGGESTED RESOURCES

Instructions: Video

- How to make the perfect espresso
  youtu.be/pg2ql-cd7ww

Instructions: Video

- A zucchini recipe
  youtube.com/watch?v=HRfsxHjuxuA

Instructions: Audiovisual

- How to use a car computer
  youtube.com/watch?v=vh0z7lKj53M

TEACHER TALK

- Preview critical vocabulary prior to having students watch the video.
- Provide students with multiple opportunities to listen to a text and take notes.
- Ask students to retell or summarize information in the instructions in narrative form. Have them identify and define vocabulary in context and have them identify the purpose.
- Provide the opportunity for students to deliver an oral presentation in which they provide instructions on how to use a piece of technology, such as a smart phone, a tablet, a car, a kitchen appliance, etc.
- Preview key vocabulary.
- Check comprehension by pausing the video and having students summarize the steps in the process of the recipe.
- Have students give instructions about how to prepare a recipe using kitchen technology/appliances.
- Preview any challenging vocabulary.
- Check comprehension by asking students to summarize sections of these instructions.

© 2020 College Board

STIMULUS/TASK MODEL

Presentation

MODE: AUDIO, VISUAL, AND AUDIOVISUAL INTERPRETIVE COMMUNICATION

Skill Category	Skill	Learning Objective
3: *Interpret the content of written or audio text*	**3.A:** Interpret the distinguishing features of a text.	**3.A.1:** Identify the intended audience. **3.A.3:** Identify and/or describe the point(s) of view, perspective(s), tone, or attitude.
4: *Make meanings from words and expressions*	**4.A:** Determine the meaning of familiar and unfamiliar words.	**4.A.2:** Deduce the meaning of unfamiliar words or expressions.

SUGGESTED RESOURCES

Presentation

- Social media and its social impact
  youtu.be/o0HQVOdyPEw

TEACHER TALK

- Preview challenging vocabulary in advance.
- Provide students with multiple opportunities to listen to a text and encourage students to take notes.
- This is a long source with a large listening load. Consider using only selections from it, or present different sections over a few days.
- While the presentation task model on the exam is based on an audio source, allow the students to watch the video component of this presentation.
- Check students' comprehension by asking questions on main ideas, relevant details, the intended audience, point(s) of view, and tone.

© 2020 College Board

STIMULUS/TASK MODEL

Argumentative Essay

MODE: WRITTEN PRESENTATIONAL COMMUNICATION

Skill Category	Skill	Learning Objective
4: *Make meanings from words and expressions*	**4.B:** Use words appropriate for a given context.	**4.B.1:** Use a variety of vocabulary in written and spoken communication. **4.B.2:** Explain and use idiomatic and culturally authentic expressions.
8: *Communicate through written presentations.*	**8.A:** Plan and research an issue or topic for presentational writing.	**8.A.1:** Use a process to plan written presentations. **8.A.2:** Use research strategies to gather information and evidence for inclusion in written presentations.
	8.B: Use appropriate writing strategies to communicate an idea in presentational writing.	**8.B.1:** Produce written presentations in the appropriate register with an introduction, development of topic, and conclusion. **8.B.2:** Use communication strategies, such as circumlocution and paraphrasing to maintain written presentations.
	8.C: Understand and apply appropriate and varied syntactical expressions in presentational writing.	**8.C.1:** Use transitional expressions and cohesive devices to create paragraph-length discourse in written presentations. **8.C.2:** Use a variety of grammar and syntax in written presentations. **8.C.3:** Produce simple, compound, and complex sentences in a variety of time frames in written presentations. **8.C.4:** Use standard conventions of the written language (e.g., capitalization, orthography, accents, punctuation) in written presentations. **8.C.5:** Monitor language production; recognize errors and attempt self-correction in written presentations.
	8.D: Express a perspective with details and examples to illustrate an opinion or idea in presentational writing.	**8.D.1:** Explain ideas and opinions with examples in written presentations. **8.D.2:** Integrate information from sources and cite them appropriately in written presentations.

continued on next page

© 2020 College Board

How Science and Technology Affect Our Lives

SUGGESTED RESOURCES

Suggestion for Creating an Essay Prompt

- Create an essay prompt for which students can develop an opinion and use evidence selected from source materials to support their arguments. For example: "How can the Italian government slow the "brain drain" in Italy?"

Argumentative Essay Resources

Chart

- Italian inventions decline
  goo.gl/images/bjMuwW

Article

- How to stimulate innovation in Italy
  google.com/amp/s/ilfoglio.it/economia/2016/09/10/news/come-si-puo-fare-dellitalia-leccellenza-europea-nellinnovazione-tecnologica-e-digitale-103824/amp/

Video

- Italians abroad used as a resource for Italy
  youtu.be/HIW2TL5ZyV0

Another Possible Argumentative Essay Task on Air Quality/ Air Pollution

- Students use these sources to respond to the following essay prompt: *How can Italy improve its serious problem of air pollution and eliminate smog?*
- Smog: a serious problem
  www.risparmio-energetico.com/Inquinamento-dell-aria-cause.html
- Italy: the country with more deaths caused by smog
  youtube.com/watch?v=5JBGWINknGo
- Use of public transportation
  it.motor1.com/photo/2665797/smog-come-capirlo-con-semplici-grafici-e-tabelle/

TEACHER TALK

- Preview difficult vocabulary in advance of providing the sources.
- Engage students in stating and defending their viewpoints on how innovation is stimulated.
- Engage students in a debate concerning how innovation or a lack of it may affect the "brain drain."
- Engage students in summarizing or paraphrasing viewpoints and information from the article and chart.
- Teach students ways to integrate evidence from the sources and not simply summarize the source's content.
- Make sure students cite the sources appropriately.

- Introduce thematic vocabulary.
- Engage students in discussing the main points of the resources listed. Have them summarize the perspectives of the different sources.
- Have students make observations of the data in the chart. What does it reveal?
- Have students respond to the essay prompt. First, have them plan their essays, determining their arguments and how they will support them with evidence selected from the three sources. Second, have them write their essays and review them. Third, have them engage in a peer review that involves a partner reviewing their work for organization, development of the argument, inclusion of relevant evidence, and control of grammar and writing conventions. Finally, the teacher will read the essay and provide feedback.

© 2020 College Board

STIMULUS/TASK MODEL

Cultural Comparison

MODE: SPOKEN PRESENTATIONAL COMMUNICATION

Skill Category	Skill	Learning Objective
4: *Make meanings from words and expressions*	**4.B:** Use words appropriate for a given context.	**4.B.1:** Use a variety of vocabulary in written and spoken communication. **4.B.2:** Explain and use idiomatic and culturally authentic expressions.
7: *Communicate through spoken presentations*	**7.A:** Plan and research an issue or topic for presentational speaking.	**7.A.1:** Use a process to plan spoken presentations. **7.A.2:** Use research strategies to gather information and evidence for inclusion in spoken presentations.
	7.B: Use appropriate vocal and visual strategies to communicate an idea in presentational speaking.	**7.B.1:** Produce spoken presentations in the appropriate register with an introduction, development of topic, and conclusion. **7.B.2:** Use transitional expressions and cohesive devices to create paragraph-length discourse in spoken presentations. **7.B.3:** Use pronunciation in spoken presentations that is comprehensible to speakers of the target language. **7.B.4:** Use effective intonation patterns, pacing, and delivery in spoken presentations. **7.B.5:** Use communication strategies such as circumlocution and paraphrasing to maintain spoken presentations.
	7.C: Use appropriate language and vocabulary for the intended audience in presentational speaking.	**7.C.1:** Use a variety of grammar and syntax in spoken presentations. **7.C.2:** Produce simple, compound, and complex sentences in a variety of time frames in spoken presentations. **7.C.3:** Monitor language production; recognize errors and attempt self-correction in spoken presentations.
	7.D: Express a perspective with details and examples to illustrate an opinion or idea in presentational speaking.	**7.D.1:** Explain ideas and opinions with examples in spoken presentations. **7.D.2:** Compare features (including products, practices, and perspectives), of target cultural communities to those of the student's own community in spoken presentations.

continued on next page

© 2020 College Board

How Science and Technology Affect Our Lives

SUGGESTED RESOURCES

Suggestion for Creating a Resource

Engage students in preparing and presenting on this topic: energy choices and daily use. Suggested prompt: "What role does green energy and energy conservation play in your country compared to Italy?"

Video

- Forms and uses of energy
  youtu.be/wT1hPaBMfO4

Article and Chart

- Renewable energy in Italy
  google.com/amp/amp.ilsole24ore.com/pagina/AEWaqyFF

Another Possible Cultural Comparison for This Unit

Audiovisual Article

- Importance of recycling
  lastampa.it/2017/10/10/scienza/italia-prima-in-europa-per-riciclo-rifiuti-al-WrOlRC1h3RzXnQChxI2MdM/pagina.html

Article

- Italy a leader in recycling
  ilsole24ore.com/art/impresa-e-territori/2018-02-08/italialeader-riciclo-ma-cina-frena-mercato-212410.shtml?uuid=AEHf1en

Chart

- Use chart labeled *Cresce il riciclo dei rifiuti urbani* (the 16th chart on the web page)
  controfinanziaria.sbilanciamoci.org/i_nostri_numeri_sull_europa .html

Cultural Comparison Prompt

- What is the importance of recycling in your own community compared to its importance in an Italian community with which you are familiar?

TEACHER TALK

- The cultural comparison task on the exam is not based on sources, but use these sources to provide some background and information on the topic of green energy and energy conservation.
- Preview challenging vocabulary from the sources in advance.
- Create questions to engage students in a discussion about green energy, energy conservation, energy costs, and the impact on everyday life. Discussion can be in pairs, small groups, or as a class.
- Encourage students to take notes on the sources.
- Students evaluate, summarize, and respond to information from the video, chart, and article.
- Provide a graphic organizer (T-Chart or Venn diagram) to help students organize a comparison on this topic between the target language community and their own. They can record it so the teacher can review it and provide feedback.
- The cultural comparison task on the exam is not based on sources, but use these sources to inform students and build their cultural knowledge.
- Teach thematic vocabulary and preview challenging vocabulary in the sources.
- Have students work in small groups to engage with the sources and discuss information and data presented in them.
- Check comprehension by asking students to summarize main points and significant details.
- Have students compare the importance of recycling in Italy to their own country. Encourage them to include examples.
- Students can record their presentations for feedback from the teacher, or they can develop their presentations in small groups and present them using visuals and media.

© 2020 College Board

AP ITALIAN
LANGUAGE AND CULTURE

UNIT 5

Factors That Impact the Quality of Life

~19–21
CLASS PERIODS

© 2020 College Board

Remember to go to **AP Classroom** to assign students the online **Personal Progress Check** for this unit.

Whether assigned as homework or completed in class, the **Personal Progress Check** provides each student with immediate feedback related to this unit's content and skills.

Personal Progress Check 5

Multiple-choice: ~20 questions
Free-response: 3 questions

- Email Reply
- Conversation
- Cultural Comparison

© 2020 College Board

UNIT 5

~19–21 CLASS PERIODS

Factors That Impact the Quality of Life

ESSENTIAL QUESTIONS

- How do aspects of everyday life influence and relate to the quality of life? / *In che modo gli aspetti della vita quotidiana influenzano e sono in relazione con la qualità della vita?*
- How does where one live impact the quality of life? / *In che modo il luogo in cui si vive influisce sulla qualità della vita?*
- What influences one's interpretation and perceptions of the quality of life? / *Cosa influenza la propria interpretazione e le percezioni relative alla qualità della vita?*

Developing Understanding

This unit explores themes related to the quality of life in Italian-speaking communities, which provides a meaningful context for students in which to work on increasingly nuanced linguistic and cultural concepts as they expand their academic vocabulary. While the unit's primary thematic focus is **Contemporary Life**, the themes of Global Challenges, Science and Technology, and Beauty and Aesthetics may also be incorporated. For example, students could

- explore how one's social status influences one's quality of life.
- investigate how cultural perspectives and traditions relate to the quality of life.
- consider how access to education, health care, justice, food, and water impact the quality of life.
- explore how geography influences the quality of life.

Suggested Themes	Recommended Contexts
Contemporary Life / *Vita contemporanea*	Holidays and Celebrations / *Feste, sagre e tradizioni* Housing and Shelter / *Abitazioni* Leisure, Travel, and Tourism / *Viaggi e tempo libero* Education and Careers / *Istruzione, formazione e lavoro* Work / *Il mondo del lavoro* Sports and Fitness / *Sport e benessere*
Global Challenges / *Sfide globali*	Economic Issues / *Mercato del lavoro* Human Rights / *Diritti umani* Environment / *Ambiente* Food and Nutrition / *Alimentazione* Education / *Scuola e istruzione* Politics / *Politica*
Science and Technology / *Scienza e tecnologia*	Discoveries and Inventions / *Scoperte e invenzioni* Ethics / *Scelte etiche e morali* Health and Medicine / *Salute e medicina* The Internet and Its Social Impact / *La rete e il suo impatto sociale* Personal Technology and Communication / *Uso personale della tecnologia*
Beauty and Aesthetics / *Bellezza ed estetica*	Fashion and Design / *Moda e design* Music / *Musica* Performing Arts / *Il mondo dello spettacolo* Visual Arts / *Arti visive*

© 2020 College Board

Building Course Skills

Students read literary texts and interpret information in interviews, instructions, and conversations. Building on skills developed in previous units, students

- identify appropriate point of view, purpose, perspectives, and intended audience.
- summarize content.
- identify theme or moral.
- infer meanings based on context.
- connect content to interdisciplinary themes.

Students engage in the interpersonal and presentational modes in the following ways:

- They apply features such as register, elaboration, and communication strategies to interpersonal speaking and writing.
- They apply skills and vocabulary gained from reading and deconstructing authentic sources while writing and speaking.
- They continue to build their repertoire of transitions and cohesive devices to enhance their presentational speaking.
- They deliver organized spoken presentations with a thesis statement and supporting evidence.

Preparing for the AP Exam

In this unit, students complete multiple-choice questions with literary texts, interviews, instructions, and conversations and charts. These questions closely align to the level of complexity students can expect on the AP Exam.

AREAS OF CHALLENGE – MULTIPLE CHOICE

- Students may have difficulty differentiating among speakers while listening to interviews. Therefore, it is important for teachers to offer many examples of recorded interviews. Students should listen to sources with interviews multiple times in order to clearly distinguish the different speakers. After listening, teachers can provide excerpts and ask students to identify each speaker.
- Students often neglect to read the advance organizers that precede each source. These organizers provide context and essential information about the sources that follow, so teachers need to encourage their students to read them.

Students also complete the conversation, email, and cultural comparison free-response questions, which align to the format students will see on the AP Exam.

AREAS OF CHALLENGE – FREE RESPONSE

- In the conversation task, students do not always follow what they are directed to do in the provided outline. When they do not follow directions, they are in danger of going off task and will not be able to receive a high score. Teachers need to make sure students read and adhere to the outline.
- During the conversation, students should not stop if they realize they misunderstood one of the turns, but rather continue to do their best and listen carefully to the next prompt from the interlocutor.
- Students should not overuse memorized stock phrases. For example, "What a good question," "Let me think for a minute," and "Just a second" may be appropriate to use occasionally, but such phrases should not be relied on for each turn in the conversation. Students should be encouraged to use the full 20 seconds to respond.
- In both the conversation and the email tasks, students need to pay attention to register and avoid shifting registers during their responses.
- For both speaking tasks, students should monitor their language production and be encouraged to self-correct if they realize that they have made a mistake. They are not penalized for doing so on the exam.
- For all tasks in this unit, students need to continue to focus on providing details and elaboration.
- Teachers should provide examples of effective student responses to conversations, emails, and cultural comparisons from AP Central as models for students.

© 2020 College Board

UNIT PLANNING

Students need to develop the skills presented in this unit in order to succeed both in the course and on the exam. On the pages that follow are selected AP Exam task model charts that focus on the modes of communication, themes, and skills taught in this unit. Each chart presents a particular task model/mode of communication and includes associated skills and learning objectives, along with suggested resources and useful teaching tips. These resources are meant to provide ways to explore the unit's content that teachers can use right away to complement their own resources as they plan their instruction. (Note that the suggested resources are not created, maintained, or endorsed by College Board.)

Unit Planning Notes

Use the space below to plan your approach to this unit. We suggest trying some of the ideas provided here along with using your own resources, task models, and activities.

Go to **AP Classroom** to assign the **Personal Progress Check** for Unit 5.
Review the results in class to identify and address any student misunderstandings.

© 2020 College Board

STIMULUS/TASK MODEL

Literary Text

MODE: INTERPRETIVE COMMUNICATION – PRINT SOURCES

Skill Category	Skill	Learning Objective
2: *Make interdisciplinary and cultural connections*	**2.A:** Make cultural connections.	**2.A.3:** Explain how information from a text connects or relates to the target cultural topics or phenomena.
3: *Interpret the content of written texts*	**3.A:** Interpret the distinguishing features of a text.	**3.A.2:** Identify the purpose. **3.A.3:** Identify and/or describe the point(s) of view, perspective(s), tone, or attitude. **3.A.4:** Identify organizing and/or rhetorical structures and/or strategies.
	3.B: Interpret the meaning of a text.	**3.B.2:** Infer implied meanings through context.

SUGGESTED RESOURCES

Literary Text

- *Addio all'infanzia*: A short story by Niccolo Ammaniti with cultural elements, food, countryside, family
  italiano.sismondi.ch/letteratura/testi-brevi/niccolo-ammaniti-addio-allinfanzia

Literary Text

- *La traversata dei vecchietti*: A short story by Stefano Benni with cultural elements: elderly, traffic, free time activities
  italiano.sismondi.ch/letteratura/testi-brevi/Benni/Benni_La_traversata/la-traversata-dei-vecchetti

Literary Text

- *Una donna sulla testa*: An engaging short story by Alberto Moravia about the assumption of what makes us happy and not dealing with reality
  webpage.pace.edu/abelardo/Italyweb/Ita317/Moraviaopere/donnasullatesta.html

TEACHER TALK

- For literary texts, preview challenging vocabulary in advance.
- Provide some questions to check comprehension, such as:
  - How does information from the text connect or relate to the target cultural topics or phenomena?
  - What is the purpose?
  - What is the point(s) of view, perspective(s), tone, or attitude?
  - What are some organizing, rhetorical structures, and/or strategies used by the author?
  - What is implied through context?
  - What are the themes or morals?

© 2020 College Board

STIMULUS/TASK MODEL

Conversation and Chart

MODE: PRINT, AUDIO, VISUAL, AND AUDIOVISUAL
INTERPRETIVE COMMUNICATION

Skill Category	Skill	Learning Objective
1: *Comprehend written, audio, audiovisual, and visual text*	**1.B:** Describe data.	**1.B.2:** Describe data from a table, chart, graph, map, or infographic.
2: *Make interdisciplinary and cultural connections*	**2.A:** Make cultural connections.	**2.A.2:** Explain how data from a graph or table illustrate cultural topics or phenomena. **2.B.4:** Infer interdisciplinary information from a text.
	2.B: Make connections in and across disciplines.	**2.B.1:** Identify and/or describe content and connections among interdisciplinary topics.
3: *Interpret the content of written or audio text*	**3.A:** Interpret the distinguishing features of a text.	**3.A.2:** Identify the purpose. **3.A.3:** Identify and/or describe the point(s) of view, perspective(s), tone, or attitude.
	3.B: Interpret the meaning of a text.	**3.B.1:** Identify and/or describe similarities and/or differences among different types of texts.

SUGGESTED RESOURCES

Conversation

- At the doctors
  youtu.be/0zxoaf3LcKc

Chart

- Italians' health risks *(figura 4)*
  goo.gl/images/psYKaA

Conversation

- Dining with friends
  youtu.be/yk1mlrGAY-A

Chart

- Italians eating out *(infografica)*
  oggi.it/cucina/wp-content/uploads/sites/19/2017/05/Infografica-Survey-Doxa.jpg

Suggestion for Creating Resources

- Create and record a two- to three-minute conversation between two young people who are discussing why it is important to exercise and the benefits one gets from exercising. Find a chart on this topic and create some questions about each of these two sources to check students' comprehension.

TEACHER TALK

- Select one or both of the suggested topics.
- Have students summarize information from the chart.
- Encourage them to identify any trends described in the data.
- Have them listen to the conversations to determine the main ideas, attitudes, point(s) of view, and interdisciplinary content.

© 2020 College Board

STIMULUS/TASK MODEL

Interview

MODE: AUDIO, VISUAL, AND AUDIOVISUAL INTERPRETIVE COMMUNICATION

Skill Category	Skill	Learning Objective
3: *Interpret the content of written or audio text*	**3.A:** Interpret the distinguishing features of a text.	**3.A.3:** Identify and/or describe the point(s) of view, perspective(s), tone, or attitude.

SUGGESTED RESOURCES

Video

- Interview on low-cost traveling in a "share economy"
  youtu.be/76TxqEpzxBo

Video

- Interview about a 140-kilometer bikeway that aims to connect the communities surrounding a lake
  youtube.com/watch?v=Y2W7Jhk5rIM

TEACHER TALK

- Preview challenging vocabulary before watching the interview.
- Provide students with multiple opportunities to listen to a text and take notes.
- Have students identify the main idea and supporting details.
- Have students identify the point(s) of view, attitude, and/or tone.
- Ask students for their opinions on the topic discussed in the interviews.

© 2020 College Board

STIMULUS/TASK MODEL

Instructions

MODE: AUDIO, VISUAL, AND AUDIOVISUAL INTERPRETIVE COMMUNICATION

Skill Category	Skill	Learning Objective
2: *Make interdisciplinary and cultural connections*	**2.A:** Make cultural connections.	**2.A.1:** Identify and/or describe content and connections among cultural topics.
3: *Interpret the content of written or audio text*	**3.A:** Interpret the distinguishing features of a text.	**3.A.3:** Identify and/or describe the point(s) of view, perspective(s), tone, or attitude.
4: *Make meanings from words and expressions*	**4.A:** Determine the meaning of familiar and unfamiliar words.	**4.A.2:** Deduce the meaning of unfamiliar words or expressions.

SUGGESTED RESOURCES

Instructive Audio

- How to stay in shape
  youtu.be/EPSL1xisn34

Audiovisual

- How to lose weight without dieting
  video.virgilio.it/guarda-video/4-modi-scientifici-per-perdere-peso-senza-mettersi-a-dieta_bc5705840637001

Audiovisual

- What does a good diet consist of?
  alfemminile.com/lifestyle-video/dieta-equlibrata-consigli-nutrizionista-video-n197887.html

TEACHER TALK

- The speaker in this presentation delivers his information very quickly, but clearly.
- Provide students with multiple opportunities to listen to a text and encourage them to take notes.
- Create questions to check students' comprehension on interdisciplinary and/or cultural connections in the instructions; on identifying vocabulary in context; and on identifying attitudes, perspectives, or point(s) of view.
- Use one or both of these sources for instructions about eating habits.
- Preview any challenging vocabulary.
- Have students summarize information presented in these instructions.
- If you use both sources, have students state their opinions on which of them provides the best advice.

© 2020 College Board

STIMULUS/TASK MODEL

Email Reply

MODE: WRITTEN INTERPERSONAL COMMUNICATION

Skill Category	Skill	Learning Objective
4: *Make meanings from words and expressions*	**4.B:** Use words appropriate for a given context.	**4.B.1:** Use a variety of vocabulary in written and spoken communication. **4.B.2:** Explain and use idiomatic and culturally authentic expressions.
6: *Communicate interpersonally by writing to others*	**6.A:** Understand and apply appropriate communication strategies in interpersonal writing.	**6.A.1:** Initiate, maintain, and close written exchanges. **6.A.2:** Provide and obtain relevant information in written exchanges. **6.A.3:** Use a variety of grammar and syntax in written exchanges. **6.A.4:** Use register appropriate for the intended target culture. audience in written exchanges. **6.A.5:** Use communication strategies such as circumlocution, requesting clarification, and paraphrasing to maintain written exchanges.
	6.B: Understand and apply appropriate and varied syntactical expressions in interpersonal writing.	**6.B.1:** Use transitional expressions and cohesive devices to create paragraph-length discourse in written exchanges. **6.B.2:** Comprehend and produce simple, compound, and complex sentences in a variety of time frames in written exchanges. **6.B.3:** Use standard conventions of the written language (e.g., capitalization, orthography, accents, punctuation) in written exchanges. **6.B.4:** Monitor language production; recognize errors and attempt self-correction in written exchanges.

continued on next page

© 2020 College Board

SUGGESTED RESOURCES

- Guidelines for responding to formal letters
  soldioggi.it/come-iniziare-scrivere-lettera-formale-2348.html

Idea for an Email Prompt

- Create an incoming email from an Italian agency that asks students to respond and provide their opinions on how to improve the quality of life for low-income Italian teens. When replying, students should be expected to provide an appropriate greeting and closing, respond in the formal register, provide answers to at least two questions, and request information about something in the incoming email.

Idea for Creating an Email

- Students imagine that they will be living in Italy during the summer. They have written to the Italian agency arranging the stay to request information on what they can expect in terms of the lifestyle and leisure activities in the host city. Create an incoming email from the agency that asks questions about the student's interests and lifestyle and encourages the student to request further information. Have the students respond to the email with details and elaboration.

TEACHER TALK

- Use this resource to review elements of formal interpersonal communication. While this resource talks about how to write a formal letter, much of it applies to how to write a formal email.
- Use one or both of the suggested prompts or create your own.
- Have students incorporate one element they learned from the resource on formal letters.
- Encourage students to provide details and elaborate in their responses.
- Have students monitor their use of register during responses.
- Have students create a checklist for things to look for as they proofread their responses before turning them in for feedback.

© 2020 College Board

STIMULUS/TASK MODEL

Conversation

MODE: SPOKEN INTERPERSONAL COMMUNICATION

Skill Category	Skill	Learning Objective
4: *Make meanings from words and expressions*	**4.B:** Use words appropriate for a given context.	**4.B.1:** Use a variety of vocabulary in written and spoken communication. **4.B.2:** Explain and use idiomatic and culturally authentic expressions.
5: *Communicate interpersonally by speaking with others*	**5.A:** Understand and apply appropriate communication strategies in interpersonal speaking.	**5.A.1:** Initiate, maintain, and close spoken exchanges. **5.A.2:** Comprehend an interlocutor's message in spoken exchanges. **5.A.3:** Provide and obtain relevant information in spoken exchanges. **5.A.4:** Use appropriate register and greeting for the intended target culture audience in spoken exchanges. **5.A.5:** Use pronunciation that is comprehensible when interacting with speakers of the target language in spoken exchanges. **5.A.6:** Use effective intonation patterns, pacing, and delivery when interacting with speakers of the target language in spoken exchanges. **5.A.7:** Use communication strategies such as circumlocution, requesting clarification, asking for repetition, and paraphrasing to maintain spoken exchanges.
	5.B: Understand and apply appropriate and varied syntactical expressions in interpersonal speaking.	**5.B.1:** Use a variety of grammar and syntax in spoken exchanges. **5.B.2:** Use transitional expressions and cohesive devices in spoken exchanges. **5.B.3:** Comprehend and produce simple, compound, and complex sentences in a variety of time frames in spoken exchanges. **5.B.4:** Monitor language production; recognize errors and attempt self-correction in spoken exchanges.

continued on next page

© 2020 College Board

SUGGESTED RESOURCES

Suggestion for Creating a Resource

- Create oral/written simulated conversation prompts to which students can practice responding with partners. Or, you can record the part of an interlocutor and have students record their responses for your evaluation and feedback. Topic ideas: a new job, plans for a trip, planning a holiday party, starting a new workout program, starting a new school.

- Audiovisual conversations **youtube.com/watch?v=E1cKevu2L2I**
- Audiovisual conversation at local fair **oneworlditaliano.com/dialoghi-in-italiano/la_fiera.htm**

Suggestion for Creating a Resource

- Teacher creates prompts for students to respond to individually or in pairs on attending a party, going to a restaurant, attending a play or concert. Encourage them to produce a conversation with details and elaboration.

TEACHER TALK

- Consider providing an outline of how students are to respond for each of the turns of the conversation, to guide students and model how this task will be on the exam.
- Use sample conversation tasks from past exams, available on AP Central, that apply to the topic of this unit.
- Review the scoring guidelines for the conversation task so students will be fully aware of the expectations for this task.
- Encourage them to work on providing details and elaboration as they respond.
- Use these resources to provide examples of conversations for students.
- Check comprehension by asking students to summarize the conversations.
- Students can present the conversations in pairs or record their responses for evaluation and feedback.

© 2020 College Board

STIMULUS/TASK MODEL

Cultural Comparison

MODE: SPOKEN PRESENTATIONAL COMMUNICATION

Skill Category	Skill	Learning Objective
4: *Make meanings from words and expressions*	**4.B:** Use words appropriate for a given context.	**4.B.1:** Use a variety of vocabulary in written and spoken communication. **4.B.2:** Explain and use idiomatic and culturally authentic expressions.
7: *Communicate through spoken presentations*	**7.A:** Plan and research an issue or topic for presentational speaking.	**7.A.1:** Use a process to plan spoken presentations. **7.A.2:** Use research strategies to gather information and evidence for inclusion in spoken presentations.
	7.B: Use appropriate vocal and visual strategies to communicate an idea in presentational speaking.	**7.B.1:** Produce spoken presentations in the appropriate register with an introduction, development of topic, and conclusion. **7.B.2:** Use transitional expressions and cohesive devices to create paragraph-length discourse in spoken presentations. **7.B.3:** Use pronunciation in spoken presentations that is comprehensible to speakers of the target language. **7.B.4:** Use effective intonation patterns, pacing, and delivery in spoken presentations. **7.B.5:** Use communication strategies such as circumlocution and paraphrasing to maintain spoken presentations.
	7.C: Use appropriate language and vocabulary for the intended audience in presentational speaking.	**7.C.1:** Use a variety of grammar and syntax in spoken presentations. **7.C.2:** Produce simple, compound, and complex sentences in a variety of time frames in spoken presentations. **7.C.3:** Monitor language production; recognize errors and attempt self-correction in spoken presentations.
	7.D: Express a perspective with details and examples to illustrate an opinion or idea in presentational speaking.	**7.D.1:** Explain ideas and opinions with examples in spoken presentations. **7.D.2:** Compare features (including products, practices, and perspectives), of target cultural communities to those of the student's own community in spoken presentations.

continued on next page

© 2020 College Board

Factors That Impact the Quality of Life

UNIT 5

SUGGESTED RESOURCES

Suggestion for Creating a Resource

- Engage students in preparing and presenting on the topic of holidays, festivals, and traditions in your culture compared to some in an Italian community.

Video Presentation

- Epiphany and *Befana*
  youtube.com/watch?v=PO35b_m9Fdw

Promotional Material

- *Sagre* in Italia
  zero.eu/sagre/

Article

- *Carnevale* traditions and celebrations in Italy
  lifestylemadeinitaly.it/carnevale-in-italia-le-citta-famose-il-significato-della-festa-tradizioni-ed-eventi/
- Use this to present a cultural point:
  studiare-in-italia.it/php5/study-italy.php?idorizz=5&idvert=61

Cultural Comparison Prompt (Sunday Family Dinners)

- What is the importance of Sunday dinners in your community compared to its importance in an Italian community?
- Use this to present a cultural point about celebrating *Ferragosto*:
  lifegate.it/persone/stile-di-vita/cosa-si-festeggia-ferragosto-il-15-agosto-italia

Cultural Comparison Prompt

- What is the perspective of people in your community about celebrating a holiday compared to the perspective of celebrating *Ferragosto* in Italy?

Cultural Comparison Prompt

- What are the most important aspects that define "the quality of life" in your community compared to those in Italy?

TEACHER TALK

- This task is not based on sources on the exam, but use these resources to provide information related to this unit.
- Preview challenging vocabulary for students.
- Create questions to check students' comprehension of the sources.
- When preparing their presentations, remind students to clearly identify the two communities.
- Remind students of what they need to do to be successful in this task: create an organized presentation that offers a clear comparison between their community and an Italian community and provides examples.
- Review the scoring guidelines for the task from AP Central.
- Students can present individual cultural comparisons, or work in small groups to prepare and present their comparisons using visuals. They can present via PowerPoint or Prezi.
- Remind students to monitor their language production and self-correct if needed.

© 2020 College Board

THIS PAGE IS INTENTIONALLY LEFT BLANK.

AP ITALIAN
LANGUAGE AND CULTURE

UNIT 6

Environmental, Political, and Societal Challenges

~19–21
CLASS PERIODS

© 2020 College Board

Remember to go to **AP Classroom** to assign students the online **Personal Progress Check** for this unit.

Whether assigned as homework or completed in class, the **Personal Progress Check** provides each student with immediate feedback related to this unit's content and skills.

Personal Progress Check 6

Multiple-choice: ~20 questions
Free-response: 2 questions

- Argumentative Essay
- Cultural Comparison

© 2020 College Board

UNIT 6

~19–21 CLASS PERIODS

Environmental, Political, and Societal Challenges

ESSENTIAL QUESTIONS

- How do environmental, political, and societal challenges positively and negatively impact communities? / *In che modo le sfide ambientali, politiche e sociali hanno un impatto positivo e negativo sulle comunità?*
- What role do individuals play in addressing complex societal issues? / *Quale ruolo giocano le persone nell'affrontare i problemi complessi della società?*
- How do challenging issues affect a society's culture? / *In che modo le sfide impegnative influenzano la cultura di una società?*

Developing Understanding

This final unit explores themes related to how complex issues and phenomena affect people's lives in Italian-speaking communities. Engaging with the primary theme of **Global Challenges** encourages students to use more sophisticated vocabulary and sentence structure as they continue to refine their knowledge of linguistic and cultural concepts. The unit also connects to the themes of Contemporary Life, Science and Technology, and Families and Communities. For example, students could

- investigate how economic developments and environmental challenges often impact society and politics on a larger scale, which in turn affects individual families and communities.
- explore how individuals can positively or negatively influence the world around them.
- suggest possible solutions that address contemporary global challenges.

Suggested Themes	Recommended Contexts
Global Challenges / *Sfide globali*	Economic Issues / *Mercato del lavoro* Human Rights / *Diritti umani* Migrations and Borders / *Migrazioni e frontiere* Environment / *Ambiente* Food and Nutrition / *Alimentazione* Education / *Scuola e istruzione* Politics / *Politica*
Contemporary Life / *Vita contemporanea*	Housing and Shelter / *Abitazioni* Education and Careers / *Istruzione, formazione e lavoro* Work / *Il mondo del lavoro*
Science and Technology / *Scienza e tecnologia*	Discoveries and Inventions / *Scoperte e invenzioni* Ethics / *Scelte etiche e morali* Health and Medicine / *Salute e medicina* Alternative Resources / *Fonti di energia alternative*
Families and Communities / *Famiglia e società*	Family Structures / *Strutture familiari* Personal Relationships / *Rapporti personali* Social Benefits / *Stato sociale* Urban, Suburban, and Rural Life / *Vita en città, periferia e campagna* Youth Culture / *Cultura giovanile*

© 2020 College Board

Building Course Skills

At this point in the course, students are preparing for the exam in earnest; reading articles, viewing charts, and listening to audio reports and presentations of increasing length and complexity, and building on skills from previous units. During the unit, students engage with all four skills in the interpretive mode to comprehend text, make connections, interpret text, and make meanings.

In Units 2 and 4, students developed skills for creating effective argumentative essays, and in Unit 6 they will write an essay using three sources, similar to the one that they will be asked to complete on the exam. Writing the essay is supported by the work students perform in this unit's interpretive mode activities, such as:

- listening to and discussing audio reports and presentations, which prepares students to engage with the audio source associated with the argumentative essay.
- identifying main ideas, supporting details, and other distinguishing features in articles, which builds skills for students in selecting evidence for an argumentative essay.
- viewing charts related to articles, which builds students' skills in interpreting data and cultural trends related to the visuals associated with the argumentative essay.

Students continue to refine their skills in presenting effective cultural comparisons. They will demonstrate their understanding of culture as learned in this unit by comparing one cultural aspect of Italian-speaking communities with that aspect in their own community.

Preparing for the AP Exam

In this final unit, students complete multiple-choice questions in the interpretive mode, using articles and charts, audio reports and articles, and presentations. Many skills acquired through the multiple-choice questions are transferable to other interpretive-mode exam task models.

AREAS OF CHALLENGE – MULTIPLE CHOICE

- The article and chart task model has the most multiple-choice items on the exam, and students find working with two sources challenging. Students need to deeply engage with the content of both sources, so teachers can help by working with students to unpack all the information provided in the two sources and guide students' understanding with leading questions. Students could also engage with the sources by using a think-pair-share activity.
- Students also find both the audio report and article task model difficult because there are two sources. Teachers should guide students in making connections and understanding the content of both sources and also remind students to take good notes as they listen to the audio report.

Students demonstrate presentational writing and speaking skills by completing full argumentative essay and cultural comparison free-response questions. They apply their understanding of academic vocabulary in both written and oral presentations and enhance clarity by using effective transitions. Many skills developed in the presentational mode are transferable to the interpersonal communication tasks on the AP Exam.

AREAS OF CHALLENGE – FREE RESPONSE

For the essay task, students need to remember to:

- provide a thesis statement that clearly defines their argument.
- integrate relevant evidence from all three sources in support of their argument.
- leave time to review and revise their work, paying careful attention to mechanics. Teachers can provide a checklist of basic punctuation, spelling, and grammatical issues.
- write legibly so that the reader does not have to interpret their handwriting.

For the cultural comparison task:

- students sometimes do not state a clear thesis as a basis for their presentation. Students need to establish a strong thesis for their cultural comparison and ensure that they address a cultural aspect in both their community and a Italian-speaking community.
- many students do not respond fully to the prompt of the cultural comparison but rather give generalities about the topic. Teachers can remind students to read the prompt carefully and make sure to address the role, influence, attitude, perspective, or significance of the topic.
- Students need to pay careful attention to the pace of their delivery, so that they can deliver a maximum amount of information in two minutes.
- Students should resist the temptation to write out their cultural comparison before delivering it. Instead, teachers can encourage students to write down key words or ideas that they want to include in their presentation.

© 2020 College Board

UNIT PLANNING

Students need to develop the skills presented in this unit in order to succeed both in the course and on the exam. On the pages that follow are selected AP Exam task model charts that focus on the modes of communication, themes, and skills taught in this unit. Each chart presents a particular task model/mode of communication and includes associated skills and learning objectives, along with suggested resources and useful teaching tips. These resources are meant to provide ways to explore the unit's content that teachers can use right away to complement their own resources as they plan their instruction. (Note that the suggested resources are not created, maintained, or endorsed by College Board.)

Unit Planning Notes

Use the space below to plan your approach to this unit. We suggest trying some of the ideas provided here along with using your own resources, task models, and activities.

Go to **AP Classroom** to assign the **Personal Progress Check** for Unit 6.
Review the results in class to identify and address any student misunderstandings.

© 2020 College Board

STIMULUS/TASK MODEL

Article and Chart

MODE: PRINT INTERPRETIVE COMMUNICATION

Skill Category	Skill	Learning Objective
1: *Comprehend written, audio, audiovisual and visual text*	**1.B:** Describe data.	**1.B.2:** Describe data from a table, chart, graph, map, or infographic.
2: *Make interdisciplinary and cultural connections*	**2.A:** Make cultural connections.	**2.A.4:** Infer cultural information from a text.
	2.B: Make connections in and across disciplines.	**2.B.3:** Explain how information from a text connects or relates to interdisciplinary topics or phenomena.
4: *Make meanings from words and expressions*	**4.A:** Determine the meaning of familiar and unfamiliar words.	**4.A.2:** Deduce the meaning of unfamiliar words or expressions.

SUGGESTED RESOURCES

Article and Chart

- Decline in Italian universities
  scienzainrete.it/articolo/declino-della-universit%C3%A0-italiana-secondo-lanvur/pietro-greco/2016-06-06
  (Use the first chart, *grafico 1,* in this source.)

Chart

- *Università italiane: la classifica del Censis*
  repubblica.it/cronaca/2017/06/30/news/universita_italiane_la_classifica_del_censis-169599254/

Chart

- Required skills in today's economy
  ilsole24ore.com/art/notizie/2017-11-10/ecco-mappa-lavori-e-indirizzi-studio-piu-richiesti-imprese-155310.shtml?uuid=AEYJTi8C
  (Use the first three charts in this source: *Dirigenti specialisti e tecnici, Impiegati e professioni commerciali e dei servizi, Operai*)

TEACHER TALK

- The task model requires one article and one chart—ideally from a different source. Use the article and pair it with one of the charts. Use the other chart to continue to build students' skills in interpreting data.
- Preview challenging vocabulary in the sources.
- Check comprehension by asking students to provide the main ideas, relevant details, vocabulary in context, and interdisciplinary and cultural connections.
- Using the charts, ask students to interpret the data and draw conclusions.

© 2020 College Board

STIMULUS/TASK MODEL

Audio Report and Article

MODE: PRINT, AUDIO, VISUAL, AND AUDIOVISUAL INTERPRETIVE COMMUNICATION

Skill Category	Skill	Learning Objective
1: *Comprehend written, audio, audiovisual, and visual text (text, pictures, and numbers)*	**1.A:** Describe the literal meaning of the text.	**1.A.1:** Identify the main idea. **1.A.3:** Retell or summarize information in narrative form.
2: *Make interdisciplinary and cultural connections*	**2.A:** Make cultural connections.	**2.A.3:** Explain how information from a text connects or relates to the target cultural topics or phenomena.
3: *Interpret the content of written or audio text*	**3.A:** Interpret the distinguishing features of a text.	**3.A.3:** Identify and/or describe the point(s) of view, perspective(s), tone or attitude.
	3.B: Interpret the meaning of a text.	**3.B.2:** Infer implied meanings through context.

SUGGESTED RESOURCES

Video

- Recycling glass
  youtube.com/watch?v=1dzm1GFKGIM

Audiovisual

- Recycling process
  youtube.com/watch?v=N67avLrMfWM

Article

- Italy among first in recycling
  tg24.sky.it/ambiente/2018/06/14/rifiuti-speciali-rapporto-ispra.html

TEACHER TALK

- On the exam, this task model has two sources: an audio and an article. However, here you may use all three sources or select one video and the article.
- Preview challenging vocabulary in the sources.
- Have students take notes as they listen to the audio(s).
- Check comprehension by asking students to provide the main ideas, relevant details, vocabulary in context, and point(s) of view.
- Have students identify connections between the two/three sources. How do they overlap? How are they different?

© 2020 College Board

STIMULUS/TASK MODEL

Presentation

MODE: AUDIO, VISUAL, AND AUDIOVISUAL INTERPRETIVE COMMUNICATION

Skill Category	Skill	Learning Objective
1: *Comprehend written, audio, audiovisual, and visual text*	**1.A:** Describe the literal meaning of the text.	**1.A.2:** Identify supporting/relevant details.
2: *Make interdisciplinary and cultural connections*	**2.A:** Make cultural connections.	**2.A.3:** Explain how information from a text connects or relates to the target cultural topics or phenomena.
3: *Interpret the content of written or audio text*	**3.A:** Interpret the distinguishing features of a text.	**3.A.3:** Identify and/or describe the point(s) of view, perspective(s), tone or attitude. **3.A.4:** Identify organizing and/or rhetorical structures and/or strategies.
	3.B: Interpret the meaning of a text.	**3.B.2:** Infer implied meanings through context.

SUGGESTED RESOURCES

Video

- Italy first for solar energy
  youtu.be/6YAca3qhO8c

Video

- Why is the south economically trailing?
  youtube.com/watch?v=qYzUGNYk054

TEACHER TALK

- Preview vocabulary that may be challenging.
- Provide students with an opportunity to listen to the source twice as they would on the exam. Encourage them to take notes.
- Provide questions that verify comprehension and connect to the learning objectives for this task: main ideas and relevant details, point(s) of view, attitude and tone, vocabulary in context, inferred meanings, and cultural and interdisciplinary connections.

© 2020 College Board

STIMULUS/TASK MODEL

Argumentative Essay

MODE: WRITTEN PRESENTATIONAL COMMUNICATION

Skill Category	Skill	Learning Objective
4: *Make meanings from words and expressions*	**4.B:** Use words appropriate for a given context.	**4.B.1:** Use a variety of vocabulary in written and spoken communication. **4.B.2:** Explain and use idiomatic and culturally authentic expressions.
8: *Communicate through written presentations.*	**8.A:** Plan and research an issue or topic for presentational writing.	**8.A.1:** Use a process to plan written presentations. **8.A.2:** Use research strategies to gather information and evidence for inclusion in written presentations.
	8.B: Use appropriate writing strategies to communicate an idea in presentational writing.	**8.B.1:** Produce written presentations in the appropriate register with an introduction, development of topic, and conclusion. **8.B.2:** Use communication strategies, such as circumlocution and paraphrasing to maintain written presentations.
	8.C: Understand and apply appropriate and varied syntactical expressions in presentational writing.	**8.C.1:** Use transitional expressions and cohesive devices to create paragraph-length discourse in written presentations. **8.C.2:** Use a variety of grammar and syntax in written presentations. **8.C.3:** Produce simple, compound, and complex sentences in a variety of time frames in written presentations. **8.C.4:** Use standard conventions of the written language (e.g. capitalization, orthography, accents, punctuation) in written presentations. **8.C.5:** Monitor language production; recognize errors and attempt self-correction in written presentations.
	8.D: Express a perspective with details and examples to illustrate an opinion or idea in presentational writing.	**8.D.1:** Explain ideas and opinions with examples in written presentations. **8.D.2:** Integrate information from sources and cite them appropriately in written presentations.

continued on next page

© 2020 College Board

Environmental, Political, and Societal Challenges

SUGGESTED RESOURCES

Suggestion for Creating a Resource

- Write an essay prompt, such as "Is it important for Italians to follow a Mediterranean diet?", that will allow students to develop an argument and present their opinions using evidence selected from the source materials to support their argument.

Article

- Italian cuisine and Mediterranean diet
  lacucinaitaliana.it/news/salute-e-nutrizione/dieta-mediterranea-i-numeri-di-un-successo/

Video Presentation

- Mediterranean diet is good but only for the wealthy
  youtu.be/A32oJXHm0Ws

Chart

- Obesity in Italy by region
  linkiesta.it/it/article/2014/11/19/in-italia-i-bambini-piu-grassi-e-pigri-deuropa/23555/

Suggestions for Another Argumentative Essay

- **Prompt:** What is your opinion of the measures that the Italian government is taking to address air pollution and improve the quality of air in Italy?

Article

- On pollution
  lastampa.it/2017/09/28/scienza/italia-qui-linquinamento-uccide-di-pi-CO7uY1aEC5EdcEwDbVNiIK/pagina.html.

Article with Chart

- (*figura 1*)—On air quality in Europe
  istat.it/it/files//2011/01/qualita_aria_europa.pdf

Video

- Italy suffers from particulates
  youtube.com/watch?v=b9I5E3mtBJI

TEACHER TALK

- Before writing an essay, engage students in defending their viewpoints on the topic of the prompt. Have them consider the challenges and rewards of following a healthy diet.
- Engage students in a debate concerning the increase in obesity and the links between health and socioeconomic status.
- Engage students in summarizing viewpoints, information, and data from the article, video and chart.
- Have students respond individually to the essay prompt by writing a well-organized essay in which they clearly provide their own viewpoints and defend them by providing carefully selected evidence from all three sources.
- Encourage students to proofread their work. They should create a checklist of items to look at and edit as their review their work. Students can exchange their essays with a partner and engage in peer editing before turning their work in for evaluation and feedback.
- Provide this essay as practice for the exam. Give it under exam conditions, letting the students engage with the sources without help from you or others.
- Have them plan and organize their ideas, prepare a strong and clear statement of their argument, and provide relevant evidence from all three sources.

© 2020 College Board

STIMULUS/TASK MODEL

Cultural Comparison

MODE: SPOKEN PRESENTATIONAL COMMUNICATION

Skill Category	Skill	Learning Objective
4: *Make meanings from words and expressions*	**4.B:** Use words appropriate for a given context.	**4.B.1:** Use a variety of vocabulary in written and spoken communication. **4.B.2:** Explain and use idiomatic and culturally authentic expressions.
7: *Communicate through spoken presentations*	**7.A:** Plan and research an issue or topic for presentational speaking.	**7.A.1:** Use a process to plan spoken presentations. **7.A.2:** Use research strategies to gather information and evidence for inclusion in spoken presentations.
	7.B: Use appropriate vocal and visual strategies to communicate an idea in presentational speaking.	**7.B.1:** Produce spoken presentations in the appropriate register with an introduction, development of topic, and conclusion. **7.B.2:** Use transitional expressions and cohesive devices to create paragraph-length discourse in spoken presentations. **7.B.3:** Use pronunciation in spoken presentations that is comprehensible to speakers of the target language. **7.B.4:** Use effective intonation patterns, pacing, and delivery in spoken presentations. **7.B.5:** Use communication strategies such as circumlocution and paraphrasing to maintain spoken presentations.
	7.C: Use appropriate language and vocabulary for the intended audience in presentational speaking.	**7.C.1:** Use a variety of grammar and syntax in spoken presentations. **7.C.2:** Produce simple, compound, and complex sentences in a variety of time frames in spoken presentations. **7.C.3:** Monitor language production; recognize errors and attempt self-correction in spoken presentations.
	7.D: Express a perspective with details and examples to illustrate an opinion or idea in presentational speaking.	**7.D.1:** Explain ideas and opinions with examples in spoken presentations. **7.D.2:** Compare features (including products, practices, and perspectives), of target cultural communities to those of the student's own community in spoken presentations.

continued on next page

© 2020 College Board

Environmental, Political, and Societal Challenges

SUGGESTED RESOURCES

Cultural Comparison Prompt

- Engage students in preparing and presenting on this cultural comparison prompt: What role do schools and education play in Italy and in your culture?

Article

- Types of high schools in Italy
  studenti.it/informazioni-licei.html

Audio Presentation

- School system in Italy
  youtu.be/7CtVmYp5fRg

Chart

- School costs statistics across nations
  goo.gl/images/wAVbBF
  goo.gl/images/2oq3GT

Article

- School system rankings
  m.huffingtonpost.it/2014/05/09/scuola-classifica-mondiale-italia-25-posto_n_5293633.html

Another Possible Cultural Comparison for this Unit: Bullying

- Use this source to provide background information for students to prepare for a cultural comparison on bullying.

Article

- Bullying in Italian schools
  agi.it/cronaca/bullismo_scuola_rimini_allarme-2101515/news/2017-08-30/

Cultural Comparison Prompt

- Bullying seems to be an international dilemma in schools. Compare the problems of bullying in Italian schools to what you see and know about bullying in your school and schools in the U.S.

Another possible cultural comparison for this unit: Challenges faced by education/schools in Italy

- Use these sources to prepare students for a cultural comparison on challenges in education.

Article

- Differences in education between northern and southern Italy
  ilsussidiario.net/News/Educazione/2017/8/31/SCUOLA-Le-differenze-Invalsi-nord-sud-Per-educare-un-figlio-ci-vuole-un-villaggio-/780210/

TEACHER TALK

- This task on the exam is not based on sources, but use the sources here to inform students on this topic.
- Use the suggested prompt or create one of your own to engage students in a discussion of challenges in education: various types of high schools, the importance of education, different learning styles, which subjects should be considered high priorities, and the costs of education.
- Discussions can be done by the whole class, or in small groups or pairs.
- Students evaluate, summarize, and respond to information from the audio, chart, and article.
- Students organize information and produce individual presentations comparing an Italian community to their community, providing examples to illustrate their points.
- Students should review the scoring guidelines for this task to make sure they include all elements that will be evaluated.
- Students can present in small groups or with partners, or they can record their presentations for evaluation and feedback by the teacher.
- Students summarize the source's content and discuss it in small groups. Large-group discussion follows to check for comprehension.
- Students do research on bullying in the USA and within their own community.
- Students prepare a two-minute cultural comparison to respond to the prompt under exam conditions: four minutes to read the prompt and organize their presentation, two minutes to present/record it.
- Provide prompt and actionable feedback using the scoring guidelines for this task.
- Have students read the articles about the challenges in Italian education. Provide some guiding questions on main ideas, relevant details, and vocabulary in context to facilitate a class discussion.
- Direct students to research two–three challenges in education in the USA in general and within their own communities. Have students share their findings through class discussion.

continued on next page

© 2020 College Board

SUGGESTED RESOURCES (CONT'D)

Cultural Comparison Prompt

- Many countries face challenges in their educational system. Compare some of the educational challenges in an Italian-speaking community with which you are familiar to those in your own or another community.

TEACHER TALK (CONT'D)

- Have students prepare and present a two-minute cultural comparison to address the prompt under exam conditions: four minutes to read the prompt and organize a response, two minutes to present/record the presentation.
- Provide prompt and actionable feedback using the scoring guidelines for this task.

© 2020 College Board

THIS PAGE IS INTENTIONALLY LEFT BLANK.

AP ITALIAN LANGUAGE AND CULTURE

Achievement Level Descriptions

ITALIANO

Introduction

The degree to which student performance meets the learning objectives in each skill category is articulated in the Achievement Level Descriptions, which define how well students at each level perform. Due to the interrelated nature of the modes of communication, all the achievement level descriptions work in concert with one another and should be consider holistically. While references to levels 1–5 cannot precisely predict a student's ultimate score on the AP Exam, AP teachers can use this information to develop better insight into individual student performance and adjust their curriculum and instruction accordingly.

The AP Italian Language and Culture course and exam target a range of student performance so that all students can experience success in some or most skills. The Achievement Level Descriptions (ALDs) provide detailed expectations for performance in each skill at each level so both students and teachers can understand what typical performance is required for skills at each different level. Teachers and students can use them to develop strategies for moving to the next level of performance. It is important to remember that students' ability to function in each skill may be different; for example, a student may perform at an ALD skill level of 4 in interpretive communication but may be at the 3 level in interpersonal communication.

Across the spectrum of the course's skills, we have also defined each skill in the range of three skill levels:

- **E:** Emerging. Students are generally performing at ALD level 2.
- **P:** Proficient. Students are generally performing in the range of ALD levels 3-4.
- **A:** Advanced. Students are generally performing in the range of ALD levels 4-5.

This graphic shows the progression of ALDs in relation to their E/P/A designation:

© 2020 College Board

AP ITALIAN LANGUAGE AND CULTURE VALIDATED

Achievement Level Descriptions

Interpretive Mode

Comprehend Text 1

Comprehend written, audio, audiovisual, and visual text (text, pictures, and numbers)

SKILLS

1.A Describe the literal meaning of the text

1.B Describe data

STUDENT RECEIVING A SCORE OF 1	STUDENT RECEIVING A SCORE OF 2	STUDENT RECEIVING A SCORE OF 3	STUDENT RECEIVING A SCORE OF 4	STUDENT RECEIVING A SCORE OF 5
	EMERGING →	PROFICIENT →	ADVANCED →	
COMPREHENSION OF CONTENT				
identifies main ideas and details when the correct answer is stated directly (nearly verbatim) in the text	identifies a few main ideas and details on familiar topics	identifies several main ideas and details on familiar topics	identifies most main ideas and some significant details on a range of topics	identifies main ideas and significant details on a range of topics
seldom responds accurately to basic information questions (Who, What, When, Where-type questions)	sometimes responds accurately to basic information questions (Who, What, When, Where-type questions)	responds accurately to basic information questions (Who, What, When, Where-type questions)	responds accurately to basic information questions (Who, What, When, Where, Why-type questions)	responds accurately to basic information questions (Who, What, When, Where, Why-type questions)

continued on next page

© 2020 College Board

Interpretive Mode

Make Connections 2

Make interdisciplinary and cultural connections

SKILLS

2.A Make cultural connections

2.B Make connections in and across disciplines

STUDENT RECEIVING A SCORE OF 1	STUDENT RECEIVING A SCORE OF 2	STUDENT RECEIVING A SCORE OF 3	STUDENT RECEIVING A SCORE OF 4	STUDENT RECEIVING A SCORE OF 5
	EMERGING →	PROFICIENT →	ADVANCED →	
CULTURAL AND INTERDISCIPLINARY CONNECTIONS				
shows little or no awareness of cultural products and practices of the target culture(s)	identifies a few common cultural products and practices of the target culture(s)	identifies some of the cultural products and practices of the target culture(s) and may identify a few common perspectives of the target culture(s) with inaccuracies	identifies the products and practices and some perspectives of the target culture(s)	identifies many of the relationships among products, practices, and perspectives of the target culture(s)
demonstrates minimal understanding of basic content of familiar interdisciplinary topics present in the resource	demonstrates limited understanding of basic content of familiar interdisciplinary topics present in the resource	demonstrates an understanding of basic content of familiar interdisciplinary topics in the resource	demonstrates an understanding of some content of familiar interdisciplinary topics presented in the resource	demonstrates an understanding of most content of familiar interdisciplinary topics presented in the resource
generally unable to identify or compare geographic, historical, artistic, social, or political features of target culture communities	minimally able to identify and compare geographic, historical, artistic, social, or political features of target culture communities	identifies and compares a few geographic, historical, artistic, social, or political features of target culture communities	compares and contrasts some geographic, artistic, social, or political features of target culture communities	compares and contrasts a variety of geographic, artistic, social, or political features of target culture communities

© 2020 College Board

AP ITALIAN LANGUAGE AND CULTURE VALIDATED

Achievement Level Descriptions

Interpretive Mode

Interpret Text 3

Interpret the content of written or audio text (words)

SKILLS

3.A Interpret the distinguishing features of a text

3.B Interpret the meaning of a text

STUDENT RECEIVING A SCORE OF 1	STUDENT RECEIVING A SCORE OF 2	STUDENT RECEIVING A SCORE OF 3	STUDENT RECEIVING A SCORE OF 4	STUDENT RECEIVING A SCORE OF 5
	EMERGING →	PROFICIENT →	ADVANCED →	
COMMUNICATION STRATEGIES FOR CRITICAL READING, LISTENING, AND VIEWING				
identifies distinguishing features of the text only when the correct answer is stated directly (nearly verbatim) in the text	identifies few distinguishing features of the text (e.g., type of resource, intended audience, purpose)	identifies some of the distinguishing features of the text (e.g., type of resource, intended audience, purpose)	identifies several of the distinguishing features of the text (e.g., type of resource, intended audience, purpose)	Identifies most of the significant distinguishing features of the text (e.g., type of resource, intended audience, purpose)
rarely responds to questions that require inferring implied meanings	occasionally responds to questions that require inferring implied meanings	responds to a limited number of questions that require inferring implied meanings	responds to some questions that require inferring implied meanings	differentiates facts from opinions by accurately answering most questions that require inferring implied meanings

Make Meaning 4

Make meanings from words and expressions

SKILL

4.A Determine the meaning of familiar and unfamiliar words

STUDENT RECEIVING A SCORE OF 1	STUDENT RECEIVING A SCORE OF 2	STUDENT RECEIVING A SCORE OF 3	STUDENT RECEIVING A SCORE OF 4	STUDENT RECEIVING A SCORE OF 5
	EMERGING →	PROFICIENT →	ADVANCED →	
VOCABULARY				
is seldom able to use context to deduce the meaning of unfamiliar vocabulary	is occasionally able to use context to deduce the meaning of unfamiliar vocabulary	is sometimes able to use context to deduce the meaning of unfamiliar vocabulary	is often able to use context to deduce the meaning of some unfamiliar vocabulary	is usually able to use context to deduce the meaning of unfamiliar words and usually infer implied meanings
comprehends basic vocabulary limited to familiar thematic word groups, made up mostly of memorized phrases	comprehends a limited range of vocabulary from familiar thematic word groups, including memorized phrases and a few idiomatic expressions	comprehends a variety of vocabulary from familiar thematic word groups, including some idiomatic expressions	comprehends most vocabulary, including some culturally appropriate and idiomatic expressions related to familiar or studied topics	comprehends a wide range of vocabulary, including culturally appropriate and some idiomatic expressions related to familiar or studied topics and some unfamiliar topics

© 2020 College Board

AP ITALIAN LANGUAGE AND CULTURE VALIDATED

Achievement Level Descriptions

Interpersonal Mode

Speak to Others 5

Communicate interpersonally by speaking with others

Make Meaning 4

Make meanings from words and expression

SKILLS

5.A Understand and apply appropriate communication strategies in interpersonal speaking

5.B Understand and apply appropriate and varied syntactical expressions in interpersonal speaking

4.B Use words appropriate for a given context

STUDENT RECEIVING A SCORE OF 1	STUDENT RECEIVING A SCORE OF 2	STUDENT RECEIVING A SCORE OF 3	STUDENT RECEIVING A SCORE OF 4	STUDENT RECEIVING A SCORE OF 5
	EMERGING →	PROFICIENT →	ADVANCED →	
COMMUNICATION STRATEGIES				
minimally able to initiate, maintain, or close conversations on topics of personal interest; communication requires interpretation	initiate and close conversations on topics of personal interest and maintain them by making basic statements; communication often requires interpretation	initiate, maintain, and close conversations on familiar topics; communication may require interpretation	initiate, maintain, and close conversations on familiar topics; communication rarely requires interpretation	initiate, maintain, and close conversations on familiar topics; communication requires little or no interpretation
minimally able to respond to questions and statements on topics of personal interest	responds to questions and statements on topics of personal interest	understands and responds to questions and statements on familiar topics	understands and responds to questions and statements on familiar topics with some elaboration and detail	understands and responds to questions on familiar topics with frequent elaboration and detail
generally unable to interact in a culturally appropriate manner	little ability to interact in a culturally appropriate manner	sometimes interacts in a culturally appropriate manner	usually interacts in a culturally appropriate manner and may understand and use culturally appropriate expressions and gestures	understands and usually uses culturally appropriate expressions and gestures
generally unable to seek clarification	may seek clarification by asking for basic information or repetition	occasionally uses communication strategies (repetition, asking for clarification, questions, paraphrasing, circumlocution) when interacting on familiar topics and	uses some communication strategies (repetition, asking for clarification, questions, paraphrasing, circumlocution) to maintain communication	uses a variety of communication strategies (repetition, asking for clarification, questions, paraphrasing, circumlocution) as necessary to maintain communication
rarely recognizes errors and generally unable to successfully self-correct	seldom recognizes errors, and attempts at self-correction are usually unsuccessful	may recognize errors; attempts at correction are occasionally successful	recognizes some errors and often self-corrects successfully	recognizes most errors and usually self-corrects successfully

continued on next page

© 2020 College Board

Interpersonal Mode

Speak to Others 5

Communicate interpersonally by speaking with others

Make Meaning 4

Make meanings from words and expression

SKILLS

5.A Understand and apply appropriate communication strategies in interpersonal speaking

5.B Understand and apply appropriate and varied syntactical expressions in interpersonal speaking

4.B Use words appropriate for a given context

STUDENT RECEIVING A SCORE OF 1	STUDENT RECEIVING A SCORE OF 2	STUDENT RECEIVING A SCORE OF 3	STUDENT RECEIVING A SCORE OF 4	STUDENT RECEIVING A SCORE OF 5
	EMERGING →	PROFICIENT →	ADVANCED →	
COMMUNICATION STRATEGIES				
expression of opinions limited to isolated words or phrases	expression of opinions limited to expressing likes and dislikes	able to state opinions on topics of personal interest	able to state opinions on familiar topics with limited ability to support them	states opinions and demonstrates some ability to support opinions on topics of personal interest
VOCABULARY				
understands and uses a limited range of basic vocabulary from familiar thematic word groups	understands and uses a limited range of vocabulary from familiar thematic word groups, including memorized phrases and a few culturally appropriate and idiomatic expressions	understands and uses vocabulary from familiar thematic word groups, including occasionally some culturally appropriate and idiomatic expressions related to topics of personal interest	understands and uses vocabulary on a variety of familiar topics, including some culturally appropriate and idiomatic expressions related to topics of personal interest	understands and uses vocabulary, including culturally appropriate idiomatic expressions on a variety of familiar topics, including some beyond those of personal interest
seldom able to use context to deduce the meaning of unfamiliar words	occasionally able to use context to deduce the meaning of unfamiliar words	sometimes able to use context to the deduce meaning of unfamiliar words	often able to use context to deduce the meaning of unfamiliar words	usually able to use context to deduce the meaning of unfamiliar words

© 2020 College Board

AP ITALIAN LANGUAGE AND CULTURE VALIDATED

Achievement Level Descriptions

Interpersonal Mode

Speak to Others 5

Communicate interpersonally by speaking with others

Make Meaning 4

Make meanings from words and expression

SKILLS

5.A Understand and apply appropriate communication strategies in interpersonal speaking

5.B Understand and apply appropriate and varied syntactical expressions in interpersonal speaking

4.B Use words appropriate for a given context

STUDENT RECEIVING A SCORE OF 1	STUDENT RECEIVING A SCORE OF 2	STUDENT RECEIVING A SCORE OF 3	STUDENT RECEIVING A SCORE OF 4	STUDENT RECEIVING A SCORE OF 5
	EMERGING →	PROFICIENT →	ADVANCED →	
LANGUAGE CONTROL				
is barely understandable in speech with frequent or significant errors that impede comprehensibility	is partially understandable in speech with errors that force interpretation and impede comprehensibility	is generally understandable in speech with errors that may impede comprehensibility	is fully understandable in speech with several errors that do not impede comprehensibility	is fully understandable in speech with ease and clarity of expression; occasional errors do not impede comprehensibility
demonstrates little or no control of grammar, syntax, and usage	demonstrates limited control of grammar, syntax, and usage	demonstrates some control of grammar, syntax, and usage	demonstrates general control of grammar, syntax, and usage	demonstrates control of grammar, syntax, and usage
uses simple, often memorized sentences and phrases	uses simple sentences and phrases	uses simple and a few compound sentences	uses simple, compound, and a few complex sentences	uses a variety of simple and compound sentences and some complex sentences
demonstrates little or no control of time frames	demonstrates some accuracy in present time and little or no accuracy in other time frames	is mostly accurate in present time and demonstrates limited accuracy in other time frames	Is mostly accurate in present time with some accuracy in other time frames	narrates and describes in the present, past, and future time frames with general accuracy
demonstrates little or no control of register	demonstrates minimal awareness of register, using mainly the familiar register	demonstrates an inconsistent use of appropriate register; shifts between formal and informal register occur	usually demonstrates use of appropriate register, except for some occasional shifts between formal and informal register	usually demonstrates use of appropriate register, with consistent use, despite a few occasional shifts between formal and informal register

continued on next page

© 2020 College Board

Interpersonal Mode

Speak to Others 5

Communicate interpersonally by speaking with others

Make Meaning 4

Make meanings from words and expression

SKILLS

5.A Understand and apply appropriate communication strategies in interpersonal speaking

5.B Understand and apply appropriate and varied syntactical expressions in interpersonal speaking

4.B Use words appropriate for a given context

STUDENT RECEIVING A SCORE OF 1	STUDENT RECEIVING A SCORE OF 2	STUDENT RECEIVING A SCORE OF 3	STUDENT RECEIVING A SCORE OF 4	STUDENT RECEIVING A SCORE OF 5
	EMERGING →	PROFICIENT →	ADVANCED →	
LANGUAGE CONTROL				
pronunciation and intonation are difficult to understand, even with someone accustomed to interacting with language learners	pronunciation and intonation are mostly comprehensible to someone accustomed to interacting with language learners; errors impede comprehensibility	pronunciation and intonation are comprehensible to someone accustomed to interacting with language learners; errors may occasionally impede comprehensibility	pronunciation and intonation, pacing, and delivery are mostly comprehensible to someone accustomed to interacting with language learners; errors do not impede comprehensibility	pronunciation and intonation, pacing, and delivery are comprehensible to someone unaccustomed to interacting with language learners
CULTURAL AND INTERDISCIPLINARY CONNECTIONS				
shows little or no awareness of cultural products and practices of the target culture(s)	identifies a few common cultural products and practices of the target culture(s)	identifies some products and practices of the target culture(s) and may identify a few common perspectives of the target culture(s) with inaccuracies	identifies and describes with some details the products and practices of the target culture(s) and may identify some perspectives of the target culture(s) with some inaccuracies	identifies the relationship among products, practices, and perspectives of the target culture(s) and compares them with his/her own culture
generally unable to identify or compare geographic, artistic, social, or political features of target culture communities	minimally able to identify or compare geographic, artistic, social, or political features of target culture communities	identifies and compares a few geographic, artistic, social, or political features of target culture communities	compares and contrasts some geographic, artistic, social, or political features of target culture communities	compares and contrasts a variety of geographic, artistic, social, or political features of target culture communities

© 2020 College Board

AP ITALIAN LANGUAGE AND CULTURE VALIDATED

Achievement Level Descriptions

Interpersonal Mode

Write to Others 6

Communicate interpersonally by writing to others

Make Meaning 4

Make meanings from words and expression

SKILLS

6.A Understand and apply appropriate communication strategies in interpersonal writing

6.B Understand and apply appropriate and varied syntactical expressions in interpersonal writing

4.B Use words appropriate for a given context

STUDENT RECEIVING A SCORE OF 1	STUDENT RECEIVING A SCORE OF 2	STUDENT RECEIVING A SCORE OF 3	STUDENT RECEIVING A SCORE OF 4	STUDENT RECEIVING A SCORE OF 5
	EMERGING →	PROFICIENT →	ADVANCED →	
COMMUNICATION STRATEGIES				
minimally able to initiate, maintain, or close written, exchanges on topics of personal interest; communication requires interpretation	initiates, maintains, and closes written exchanges on topics of personal interest by making basic statements; communication often requires interpretation	initiates, maintains, and closes written exchanges on familiar topics; communication may require interpretation	initiates, maintains, and closes written exchanges in formal and informal communications, although control of culturally appropriate conventions is inconsistent	initiates, maintains, and closes written exchanges in formal and informal communications with good control of culturally appropriate conventions
generally unable to respond to questions and statements on topics of personal interest	responds to questions and statements on topics of personal interest	understands and responds to questions and statements on familiar topics	understands and responds to questions and statements on familiar topics with some elaboration and detail	understands and responds to questions on familiar topics with frequent elaboration and detail
generally unable to interact in a culturally appropriate matter	little ability to interact in a culturally appropriate manner	sometimes interacts in a culturally appropriate manner	usually interacts in a culturally appropriate manner and may use culturally appropriate expressions	understands and usually uses culturally appropriate expressions
generally unable to seek clarification	may seek clarification by asking for basic information or repetition	occasionally uses communication strategies (repetition, asking for clarification, questions, paraphrasing, circumlocution) when interacting on familiar topics and	use communication strategies (repetition, asking for clarification, questions, paraphrasing, circumlocution) to maintain communication	use a variety of communication strategies (repetition, asking for clarification, questions, paraphrasing, circumlocution) as necessary to maintain communication
rarely recognizes errors and generally unable to successfully self-correct	seldom recognizes errors, and attempts at self-editing usually fail	may recognize errors; attempts at self-editing are occasionally successful	recognizes some errors and self-corrects	recognizes most errors and usually self-corrects successfully

continued on next page

© 2020 College Board

Interpersonal Mode

Write to Others 6

Communicate interpersonally by writing to others

Make Meaning 4

Make meanings from words and expression

SKILLS

6.A Understand and apply appropriate communication strategies in interpersonal writing

6.B Understand and apply appropriate and varied syntactical expressions in interpersonal writing

4.B Use words appropriate for a given context

STUDENT RECEIVING A SCORE OF 1	STUDENT RECEIVING A SCORE OF 2	STUDENT RECEIVING A SCORE OF 3	STUDENT RECEIVING A SCORE OF 4	STUDENT RECEIVING A SCORE OF 5
	EMERGING →	PROFICIENT →	ADVANCED →	
COMMUNICATION STRATEGIES				
expression of opinions limited to isolated words or phrases	expression of opinions limited to expressing likes and dislikes	able to state opinions on topics of personal interest	able to state opinions on familiar topics with limited ability to support them	states opinions and demonstrates some ability to support opinions on topics of personal interest
VOCABULARY				
understands and uses a limited range of basic vocabulary from familiar thematic word groups	understands and uses a limited range of vocabulary from familiar thematic word groups, including memorized phrases and a few culturally appropriate and idiomatic expressions	understands and uses vocabulary from familiar thematic word groups, including occasionally some culturally appropriate and idiomatic expressions related to topics of personal interest	understands and uses vocabulary on a variety of familiar topics, including some culturally appropriate and idiomatic expressions related to topics of personal interest	understands and uses vocabulary, including culturally appropriate idiomatic expressions on a variety of familiar topics, including some beyond those of personal interest
seldom able to use context to deduce the meaning of unfamiliar words	occasionally able to use context to deduce the meaning of unfamiliar words	sometimes able to use context to deduce the meaning of unfamiliar words	often able to use context to deduce the meaning of unfamiliar words	usually able to use context to deduce the meaning of unfamiliar words

© 2020 College Board

AP ITALIAN LANGUAGE AND CULTURE VALIDATED

Achievement Level Descriptions

Interpersonal Mode

Write to Others 6

Communicate interpersonally by writing to others

Make Meaning 4

Make meanings from words and expression

SKILLS

6.A Understand and apply appropriate communication strategies in interpersonal writing

6.B Understand and apply appropriate and varied syntactical expressions in interpersonal writing

4.B Use words appropriate for a given context

STUDENT RECEIVING A SCORE OF 1	STUDENT RECEIVING A SCORE OF 2	STUDENT RECEIVING A SCORE OF 3	STUDENT RECEIVING A SCORE OF 4	STUDENT RECEIVING A SCORE OF 5
	EMERGING →	PROFICIENT →	ADVANCED →	
LANGUAGE CONTROL				
is barely understandable in writing with frequent or significant errors that impede comprehensibility	is partially understandable in writing with errors that force interpretation and impede comprehensibility	is generally understandable in writing with errors that may impede comprehensibility	is fully understandable in writing with several errors that do not impede comprehensibility	is fully understandable in writing with ease and clarity of expression; occasional errors do not impede comprehensibility
demonstrates little or no control of grammar, syntax, and usage	demonstrates limited control of grammar, syntax, and usage	demonstrates some control of grammar, syntax, and usage	demonstrates general control of grammar, syntax, and usage	demonstrates control of grammar, syntax, and usage
uses simple, often memorized sentences and phrases	uses simple sentences and phrases	uses simple and a few compound sentences	uses simple, compound, and a few complex sentences	uses a variety of simple and compound sentences and some complex sentences
demonstrates little or no control of time frames	demonstrates some accuracy in present time and little or no accuracy in other time frames	is mostly accurate in present time and demonstrates limited accuracy in other time frames	is mostly accurate in present time with some accuracy in other time frames	narrates and describes in the present, past, and future time frames with general accuracy
demonstrates little or no control of register	demonstrates minimal awareness of register, using mainly the familiar register	demonstrates an inconsistent use of appropriate register; shifts between formal and informal register occur	usually demonstrates use of appropriate register, except for some occasional shifts between formal and informal register	usually demonstrates use of appropriate register, with consistent use, despite a few occasional shifts between formal and informal register
writing generally shows no use of standard conventions of the written language	writing shows little use of standard conventions of the written language	shows inconsistent use of standard conventions of the written language that sometimes interferes with meaning	writing is generally consistent in the use of standard conventions of the written language	writing is marked by consistent use of standard conventions of the written language

continued on next page

© 2020 College Board

Interpersonal Mode

Write to Others 6

Communicate interpersonally by writing to others

Make Meaning 4

Make meanings from words and expression

SKILLS

6.A Understand and apply appropriate communication strategies in interpersonal writing

6.B Understand and apply appropriate and varied syntactical expressions in interpersonal writing

4.B Use words appropriate for a given context

STUDENT RECEIVING A SCORE OF 1	STUDENT RECEIVING A SCORE OF 2	STUDENT RECEIVING A SCORE OF 3	STUDENT RECEIVING A SCORE OF 4	STUDENT RECEIVING A SCORE OF 5
	EMERGING →	PROFICIENT →	ADVANCED →	
CULTURAL AND INTERDISCIPLINARY CONNECTIONS				
shows little or no awareness of cultural products and practices of the target culture(s)	identifies a few common cultural products and practices of the target culture(s)	identifies some products and practices of the target culture(s) and may identify a few common perspectives of the target culture(s) with inaccuracies	identifies and describes with some details the products and practices of the target culture(s) and may identify some perspectives of the target culture(s) with some inaccuracies	identifies the relationship among products, practices, and perspectives of the target culture(s) and compares them with his/her own culture
generally unable to identify or compare geographic, artistic, social, or political features of target culture communities	minimally able to identify or compare geographic, artistic, social, or political features of target culture communities	identifies and compares a few geographic, artistic, social, or political features of target culture communities	compares and contrasts some geographic, artistic, social, or political features of target culture communities	compares and contrasts a variety of geographic, artistic, social, or political features of target culture communities

© 2020 College Board

AP ITALIAN LANGUAGE AND CULTURE VALIDATED

Achievement Level Descriptions

Presentational Mode

Present Orally 7

Communicate through spoken presentations

Make Meaning 4

Make meanings from words and expression

SKILLS

- **7.A** Plan and research an issue or topic for presentational speaking
- **7.B** Use appropriate vocal and visual strategies to communicate an idea in presentational speaking
- **7.C** Use appropriate language and vocabulary for the intended audience in presentational speaking
- **7.D** Express a perspective with details and examples to illustrate an opinion or idea in presentational speaking
- **4.B** Use words appropriate for a given context

STUDENT RECEIVING A SCORE OF 1	STUDENT RECEIVING A SCORE OF 2	STUDENT RECEIVING A SCORE OF 3	STUDENT RECEIVING A SCORE OF 4	STUDENT RECEIVING A SCORE OF 5
	EMERGING →	PROFICIENT →	ADVANCED →	
COMMUNICATION STRATEGIES				
offers little or no treatment of the topic in oral presentations, consisting mostly of repetition of the prompt or information from the source materials; may not refer to any of the source materials provided	offers an inadequate treatment of the topic in oral presentations, consisting mostly of statements with no development; may use inaccurate examples or make inaccurate references to source materials provided, or may not refer to all source materials provided	offers an adequate treatment of the topic in oral presentations, including a few supporting details and references to all source materials provided	offers an effective treatment of the topic in oral presentations, including some supporting details and mostly relevant examples, and references to all source materials provided	offers a thorough and effective treatment of the topic in oral presentations, including supporting details and relevant examples, and references to all source materials provided
demonstrates little or no organization in spoken responses and a lack of transitional and cohesive devices	demonstrates inadequate organization in spoken responses and ineffective use of transitional elements or cohesive devices	demonstrates some organization in spoken responses, including a few basic transitional elements or cohesive devices	demonstrates organization in spoken responses, including some effective use of transitional elements or cohesive devices	demonstrates effective organization in spoken responses, including effective use of transitional elements or cohesive devices
uses occasional sentences and memorized words and phrases to express personal opinions, describe, and narrate on topics of personal interest	uses strings of sentences to express personal opinions, describe, and narrate on topics of personal interest	uses strings of sentences and a few basic cohesive devices to express personal opinions, describe, and narrate on familiar topics	uses mostly paragraph-length discourse with appropriate use of some cohesive devices to explain, express opinions, describe, and narrate on familiar topics	uses paragraph-length discourse with mostly appropriate use of cohesive devices to report, explain, and narrate on a range of familiar topics

continued on next page

© 2020 College Board

Presentational Mode

Present Orally 7

Communicate through spoken presentations

Make Meaning 4

Make meanings from words and expression

SKILLS

- **7.A** Plan and research an issue or topic for presentational speaking
- **7.B** Use appropriate vocal and visual strategies to communicate an idea in presentational speaking
- **7.C** Use appropriate language and vocabulary for the intended audience in presentational speaking
- **7.D** Express a perspective with details and examples to illustrate an opinion or idea in presentational speaking
- **4.B** Use words appropriate for a given context

STUDENT RECEIVING A SCORE OF 1	STUDENT RECEIVING A SCORE OF 2	STUDENT RECEIVING A SCORE OF 3	STUDENT RECEIVING A SCORE OF 4	STUDENT RECEIVING A SCORE OF 5
	EMERGING →	PROFICIENT →	ADVANCED →	
COMMUNICATION STRATEGIES				
generally unable to develop ideas and lacks structural organization	shows little evidence of development of ideas, and structural organization may be lacking	shows evidence of some development of ideas and basic structural organization (introduction, argument, and conclusion)	shows some evidence of ideas that are developed and supported with examples	develops ideas by showing evidence of synthesis and interpretation of background information
rarely recognizes errors and generally unable to successfully self-correct	seldom recognizes errors, and attempts at self-correction usually fail	employs limited communication strategies, such as repetition and emphasis; self-correction is occasionally successful	may employ some communication strategies appropriately, such as paraphrasing and clarification; self-correction is often successful	employs a variety of strategies to clarify and elaborate content of presentation; self-correction is mostly successful
VOCABULARY				
uses a limited range of basic vocabulary from familiar word groups	uses a limited range of vocabulary from familiar thematic word groups, including memorized phrases and a few culturally appropriate and idiomatic expressions	uses vocabulary from familiar thematic word groups, including occasionally some culturally appropriate and idiomatic expressions	uses vocabulary on a variety of familiar topics, including some culturally appropriate and idiomatic expressions related to topics of personal interest	uses vocabulary on a variety of familiar topics, including some beyond those of personal interest; uses some culturally appropriate vocabulary and idiomatic expressions

© 2020 College Board

AP ITALIAN LANGUAGE AND CULTURE VALIDATED

Achievement Level Descriptions

Presentational Mode

Present Orally 7

Communicate through spoken presentations

Make Meaning 4

Make meanings from words and expression

SKILLS

- **7.A** Plan and research an issue or topic for presentational speaking
- **7.B** Use appropriate vocal and visual strategies to communicate an idea in presentational speaking
- **7.C** Use appropriate language and vocabulary for the intended audience in presentational speaking
- **7.D** Express a perspective with details and examples to illustrate an opinion or idea in presentational speaking
- **4.B** Use words appropriate for a given context

STUDENT RECEIVING A SCORE OF 1	STUDENT RECEIVING A SCORE OF 2	STUDENT RECEIVING A SCORE OF 3	STUDENT RECEIVING A SCORE OF 4	STUDENT RECEIVING A SCORE OF 5
	EMERGING →	PROFICIENT →	ADVANCED →	
LANGUAGE CONTROL				
is barely understandable in speech with frequent or significant errors that impede comprehensibility	is partially understandable in speech with errors that force interpretation and impede comprehensibility	is generally understandable in speech with errors that may impede comprehensibility	is fully understandable in speech with several errors that do not impede comprehensibility	is fully understandable in speech with ease and clarity of expression; occasional errors do not impede comprehensibility
demonstrates little or no control of grammar, syntax, and usage	demonstrates limited control of grammar, syntax, and usage	demonstrates some control of grammar, syntax, and usage	demonstrates general control of grammar, syntax, and usage	demonstrates control of grammar, syntax, and usage
uses simple, often memorized sentences and phrases	uses simple sentences and phrases	uses simple and a few compound sentences	uses simple, compound, and a few complex sentences	uses a variety of simple and compound sentences and some complex sentences
demonstrates little or no control of time frames	demonstrates some accuracy in present time and little or no accuracy in other time frames	is mostly accurate in present time and demonstrates limited accuracy in other time frames	is most accurate in present time with some accuracy in other time frames	narrates and describes in the present, past, and future time frames with general accuracy
demonstrates little or no control of register	demonstrates minimal awareness of register, using mainly the familiar register	demonstrates an inconsistent use of appropriate register; shifts between formal and informal register occur	usually demonstrates use of appropriate register, except for some occasional shifts between formal and informal register	usually demonstrates use of appropriate register, with consistent use, despite a few occasional shifts between formal and informal register

continued on next page

© 2020 College Board

Presentational Mode

Present Orally 7

Communicate through spoken presentations

Make Meaning 4

Make meanings from words and expression

SKILLS

- **7.A** Plan and research an issue or topic for presentational speaking
- **7.B** Use appropriate vocal and visual strategies to communicate an idea in presentational speaking
- **7.C** Use appropriate language and vocabulary for the intended audience in presentational speaking
- **7.D** Express a perspective with details and examples to illustrate an opinion or idea in presentational speaking
- **4.B** Use words appropriate for a given context

STUDENT RECEIVING A SCORE OF 1	STUDENT RECEIVING A SCORE OF 2	STUDENT RECEIVING A SCORE OF 3	STUDENT RECEIVING A SCORE OF 4	STUDENT RECEIVING A SCORE OF 5
	EMERGING →	PROFICIENT →	ADVANCED →	
LANGUAGE CONTROL				
pronunciation and intonation are difficult to understand, even with someone accustomed to interacting with language learners	pronunciation and intonation are mostly comprehensible to an audience accustomed to interacting with language learners; errors impede comprehensibility	pronunciation and intonation are comprehensible to an audience accustomed to interacting with language learners, yet errors may occasionally impede comprehensibility	pronunciation, intonation, pacing, and delivery are mostly comprehensible to an audience accustomed to interacting with language learners; errors do not impede comprehensibility	pronunciation and intonation patterns, pacing, and delivery are comprehensible to an audience unaccustomed to interacting with language learners
CULTURAL AND INTERDISCIPLINARY CONNECTIONS				
shows little or no awareness of cultural products and practices of the target culture(s)	identifies a few common cultural products or practices of the target culture(s);	identifies some cultural products and practices of the target culture(s) and may identify a few common perspectives of the target culture(s) with inaccuracies	identifies and describes, with some details, the products and practices of the target culture(s); may identify some perspectives of the target culture(s) with some inaccuracies	identifies with some elaboration, the relationship among products, practices, and perspectives of the target culture(s)
demonstrates minimal understanding of basic content of familiar interdisciplinary topics present in source materials	demonstrates limited understanding of some content of familiar interdisciplinary topics presented in source materials	demonstrates some understanding of some content of familiar interdisciplinary topics presented in source materials	demonstrates an understanding of much of the content of familiar interdisciplinary topics presented in source materials	demonstrates an understanding of most of the content of familiar interdisciplinary topics presented in source materials
generally unable to identify or compare geographic, historical, artistic, social, or political features of target culture communities	minimally able to identify or compare geographic, historical, artistic, social, or political features of target culture communities	identifies and compares a few geographic, historical, artistic, social, or political features of target culture communities	compares and contrasts some geographic, artistic, social, or political features of target culture communities	compares and contrasts a variety of geographic, artistic, social, or political features of target culture communities

© 2020 College Board

Achievement Level Descriptions

Presentational Mode

Present in Writing 8

Communicate through written presentations

Make Meaning 4

Make meanings from words and expression

SKILLS

- **8.A** Plan and research an issue or topic for presentational writing
- **8.B** Use appropriate writing strategies to communicate an idea in presentational writing
- **8.C** Understand and apply appropriate and varied syntactical expressions in presentational writing
- **8.D** Express a perspective with details and examples to illustrate an opinion or idea for written presentations
- **4.B** Use words appropriate for a given context

STUDENT RECEIVING A SCORE OF 1	STUDENT RECEIVING A SCORE OF 2	STUDENT RECEIVING A SCORE OF 3	STUDENT RECEIVING A SCORE OF 4	STUDENT RECEIVING A SCORE OF 5
	EMERGING →	PROFICIENT →	ADVANCED →	
COMMUNICATION STRATEGIES				
offers little or no treatment of the topic in written presentations, consisting mostly of repetition of the prompt or information from the source materials; may not refer to any of the source materials provided	offers an inadequate treatment of the topic in written presentations, consisting mostly of statements with no development; may use inaccurate examples or make inaccurate references to source materials provided, or may not refer to all source materials provided	offers an adequate treatment of the topic in written presentations, including a few supporting details and references to all source materials provided	offers an effective treatment of the topic in written presentations, including some supporting details and mostly relevant examples, and references to all source materials provided	offers a thorough and effective treatment of the topic in written presentations, including supporting details and relevant examples, and references to all source materials provided
demonstrates little or no organization in written responses and lack of transitional and cohesive devices	demonstrates inadequate organization in written responses, and ineffective use of transitional elements or cohesive devices	demonstrates some organization in written responses, including a few basic transitional elements or cohesive devices	demonstrates organization in written responses, including some effective use of transitional elements or cohesive devices	demonstrates effective organization in written responses, including effective use of transitional elements or cohesive devices
Uses occasional sentences and memorized words and phrases to express personal opinions, describe, and narrate on topics of personal interest; may copy content from sources	uses strings of sentences to express personal opinions, describe, and narrate on topics of personal interest; summarizes sources without supporting the presentation	uses strings of sentences and a few basic cohesive devices to express personal opinions, describe, and narrate on familiar topics; summarizes content from sources to support their presentation	uses mostly paragraph-length discourse with appropriate use of some cohesive devices to explain, express opinions, describe, and narrate on familiar topics; summarizes multiple sources with limited integration of content to support their presentation	uses paragraph-length discourse with mostly appropriate use of cohesive devices to report, explain, and narrate on a range of familiar topics; integrates content from multiple sources to support their presentation

continued on next page

© 2020 College Board

Presentational Mode

Present in Writing 8

Communicate through written presentations

Make Meaning 4

Make meanings from words and expression

SKILLS

- **8.A** Plan and research an issue or topic for presentational writing
- **8.B** Use appropriate writing strategies to communicate an idea in presentational writing
- **8.C** Understand and apply appropriate and varied syntactical expressions in presentational writing
- **8.D** Express a perspective with details and examples to illustrate an opinion or idea for written presentations
- **4.B** Use words appropriate for a given context

STUDENT RECEIVING A SCORE OF 1	STUDENT RECEIVING A SCORE OF 2	STUDENT RECEIVING A SCORE OF 3	STUDENT RECEIVING A SCORE OF 4	STUDENT RECEIVING A SCORE OF 5
	EMERGING →	PROFICIENT →	ADVANCED →	
COMMUNICATION STRATEGIES				
generally unable to use communication strategies to clarify meaning; rarely recognizes errors and generally unable to successfully self-correct	uses limited presentational strategies to clarify meaning; efforts at self-editing usually fail	may use some communication strategies appropriately, such as paraphrasing and clarification; self-editing is occasionally successful	uses some communication strategies appropriately, such as paraphrasing and clarification; self-editing is often successful	uses a variety of strategies to clarify and elaborate the content of the presentation; self-correction is mostly successful
VOCABULARY				
uses a limited range of basic vocabulary from familiar word groups	uses vocabulary from familiar thematic word groups, including memorized phrases and a few idiomatic expressions	uses vocabulary from familiar thematic word groups and occasionally incorporate some culturally appropriate and idiomatic expressions	uses vocabulary on a variety of familiar topics, including some culturally appropriate and idiomatic expressions related to topics of personal interest	uses vocabulary on a variety of familiar topics, including some beyond those of personal interest; uses some culturally appropriate vocabulary and idiomatic expressions

© 2020 College Board

AP ITALIAN LANGUAGE AND CULTURE VALIDATED

Achievement Level Descriptions

Presentational Mode

Present in Writing 8

Communicate through written presentations

Make Meaning 4

Make meanings from words and expression

SKILLS

- **8.A** Plan and research an issue or topic for presentational writing
- **8.B** Use appropriate writing strategies to communicate an idea in presentational writing
- **8.C** Understand and apply appropriate and varied syntactical expressions in presentational writing
- **8.D** Express a perspective with details and examples to illustrate an opinion or idea in written presentations
- **4.B** Use words appropriate for a given context

STUDENT RECEIVING A SCORE OF 1	STUDENT RECEIVING A SCORE OF 2	STUDENT RECEIVING A SCORE OF 3	STUDENT RECEIVING A SCORE OF 4	STUDENT RECEIVING A SCORE OF 5
	EMERGING →	PROFICIENT →	ADVANCED →	
LANGUAGE CONTROL				
is barely understandable in writing with frequent or significant errors that impede comprehensibility	is partially understandable in writing with errors that force interpretation and impede comprehensibility	is generally understandable in writing with errors that may impede comprehensibility	is fully understandable in writing with several errors that do not impede comprehensibility	is fully understandable in writing with ease and clarity of expression; occasional errors do not impede comprehensibility
demonstrates little or no control of grammar, syntax, and usage	demonstrates limited control of grammar, syntax, and usage	demonstrates some control of grammar, syntax, and usage	demonstrates general control of grammar, syntax, and usage	demonstrates control of grammar, syntax, and usage
uses simple, often memorized sentences and phrases	uses simple sentences and phrases	uses simple and a few compound sentences	uses simple, compound, and a few complex sentences	uses a variety of simple and compound sentences and some complex sentences
demonstrates little or no control of time frames	demonstrates some accuracy in present time and little or no accuracy in other time frames	is mostly accurate in present time and demonstrates limited accuracy in other time frames	is mostly accurate in present time with some accuracy in other time frames	narrates and describes in the present, past, and future time frames with general accuracy
demonstrates little or no control of register	demonstrates minimal awareness of register, using mainly the familiar register	demonstrates an inconsistent use of appropriate register; shifts between formal and informal register occur	usually demonstrates use of appropriate register, except for some occasional shifts between formal and informal register	usually demonstrates use of appropriate register, with consistent use, despite a few occasional shifts between formal and informal register

continued on next page

© 2020 College Board

Presentational Mode

Present in Writing 8

Communicate through written presentations

Make Meaning 4

Make meanings from words and expression

SKILLS

- **8.A** Plan and research an issue or topic for presentational writing
- **8.B** Use appropriate writing strategies to communicate an idea presentational writing
- **8.C** Understand and apply appropriate and varied syntactical expressions in presentational writing
- **8.D** Express a perspective with details and examples to illustrate an opinion or idea in written presentations
- **4.B** Use words appropriate for a given context

STUDENT RECEIVING A SCORE OF 1	STUDENT RECEIVING A SCORE OF 2	STUDENT RECEIVING A SCORE OF 3	STUDENT RECEIVING A SCORE OF 4	STUDENT RECEIVING A SCORE OF 5
	EMERGING →	PROFICIENT →	ADVANCED →	
LANGUAGE CONTROL				
writing generally shows no use of standard conventions of the written language	writing shows little use of standard conventions of the written language	use of standard conventions of the written language is inconsistent, which may cause confusion for the reader	demonstrates generally consistent use of standard conventions of the written language; errors do not impede comprehensibility	consistent use of standard conventions of the written language; errors do not impede comprehensibility
CULTURAL AND INTERDISCIPLINARY CONNECTIONS				
shows little or no awareness of cultural products and practices of the target culture(s)	identifies a few common cultural products and practices of the target culture(s)	identifies some products and practices of the target culture(s) and may identify a few common perspectives of the target culture(s) with inaccuracies	identifies and describes with some details the products and practices of the target culture(s) and may identify some perspectives of the target culture(s) with some inaccuracies	identifies the relationship among products, practices, and perspectives of the target culture(s)
demonstrates minimal understanding of basic content of familiar interdisciplinary topics present in the source materials	demonstrates limited understanding of some content of familiar interdisciplinary topics in source materials	demonstrates some understanding of some content of familiar interdisciplinary topics presented in source materials	demonstrates an understanding of much of the content of familiar interdisciplinary topics presented in source materials	demonstrates an understanding of most of the content of familiar interdisciplinary topics presented in source materials
generally unable to identify or compare geographic, historical, artistic, social, or political features of target culture communities	minimally able to identify and compare geographic, historical, artistic, social, or political features of target culture communities	identifies and compares a few geographic, historical, artistic, social, or political features of target culture communities	compares and contrasts some geographic, artistic, social, or political features of target culture communities	compares and contrasts a variety of geographic, artistic, social, or political features of target culture communities

© 2020 College Board

AP ITALIAN LANGUAGE AND CULTURE

Instructional Approaches

ITALIANO

Selecting and Using Course Materials

There are several textbooks designed for AP Italian Language and Culture. Some provide ways to organize the course, as well as instructional and assessment strategies, while others specifically focus on preparing students for the exam.

As the course develops real-world communicative and cultural competencies, it is critical to integrate a variety of authentic materials into instruction and assessment. Authentic materials are texts or resources designed for native speakers of the language and not created for the language classroom. Such authentic materials include, but are not limited to:

- websites
- newspapers, magazines, and other printed sources
- short stories
- blogs and other social media
- podcasts
- music
- videos: films, advertisements, news programs, TV shows
- radio broadcasts

Teachers can gain insights on teaching Italian and network with other Italian educators by joining the American Association of Teachers of Italian (AATI). **aati-online.org/**

There are several state chapters of this organization. This association publishes a scholarly journal *Italica*. **aati.uark.edu/italica/**

The American Council on the Teaching of Foreign Languages (ACTFL) is the largest organization of world language educators in the United States. ACTFL's standards and approach to instruction, performance, and assessment are foundational to AP world language and culture courses and exams. **actfl.org**

ACTFL offers many documents that inform instruction and assessment:

- **World-Readiness Standards for Learning Languages** This document provides "a roadmap to guide learners to develop competence to communicate effectively and interact with cultural competence to participate in multilingual communities at home and around the world." The five goal areas (Communication, Culture, Connections, Comparisons, Communities) of language constitute the standards for language acquisition. This document is foundational for AP world language and culture courses.
- **Performance Descriptors for Language Learners** This document defines and describes the levels of language performance (Novice, Intermediate, Advanced) in each of the modes of communication that result from explicit instruction in a classroom setting. It explains the difference between proficiency and performance. AP world language courses base expectations for performance on this document.
- **ACTFL Proficiency Guidelines 2012** This site defines and describes the levels of proficiency in speaking, writing, listening, and reading that result from language learned within and beyond the classroom.
- **NCSSFL-ACTFL Can-Do Statements** This document guides language learners to identify, set learning goals, and chart their progress toward language and intercultural proficiency. The statements are organized according to the modes of communication. This resource helps students and teachers establish reasonable goals for progress.
- **The Language Educator** This publication for ACTFL members (four issues per year) provides educators of all languages and at all levels with a single, comprehensive source of news and information.
- **Foreign Language Annals** This official refereed journal of current scholarly research in languages is published by ACTFL and available to ACTFL members.

© 2020 College Board

Instructional Strategies

The AP Italian Language and Culture course framework outlines the concepts and skills students must master to be successful on the AP Exam. To address those concepts and skills effectively, teachers should incorporate a variety of instructional approaches and best practices into their daily lessons and activities. Teachers can help students develop mastery of these skills by engaging them in learning activities that allow them to apply their understanding of course concepts. Teachers may consider the following strategies as they plan instruction. In the skills tables that follow these instructional strategies, we provide some selected strategies to show how they might be used to develop specific skills.

Receptive Skills: ***Interpretive Mode (making meaning of written, print, visual, audiovisual, and audio texts)***

Strategy	Definition	Purpose	Sample Activity
Activating Prior Knowledge	Providing an opportunity for students to think about what they already know about a concept, place, person, culture and so on, and share their knowledge with a wider audience.	To prepare students to encounter new concepts, places, persons, cultures and so on, prior to reading a text.	Provide an advance organizer of guiding questions, a graphic organizer, or other visual.
Chalk Talk	Providing an opportunity for students to respond to a question about a text or an excerpt of a text in writing on the board.	To build skills in responding spontaneously and to provide an opportunity for all students to participate in the written discussion.	Post a question related to a text and have students write their reactions on the board. Students can respond to the question and to one another.
Change of Perspective	Providing an opportunity for students to retell a story from the perspective of a different character.	To have students retell/ paraphrase a story and use its structures and vocabulary in a creative way.	Retell *Little Red Riding Hood* from the wolf's perspective.
Chunking the Text	Breaking the text into smaller, manageable units of sense (e.g., words, sentences, paragraphs, whole text) by numbering, separating phrases, drawing boxes, and so on.	To reduce the intimidation factor when encountering long words, sentences, or whole texts; to increase comprehension of difficult or challenging text.	Break apart *a text* into several sections for students to examine section by section.
Close Reading	Accessing small chunks of text to read, reread, mark and annotate key passages—word for word, sentence by sentence, and line by line.	To develop comprehensive understanding by engaging in one or more focused readings of a text.	Model how to ask questions when engaging with a text and how to annotate it.

continued on next page

© 2020 College Board

Receptive Skills: ***Interpretive Mode (making meaning of written, print, visual, audiovisual, and audio texts) (cont'd)***

Strategy	Definition	Purpose	Sample Activity
Descriptive Outlining	Analyzing the content, development, organization, and impact of a text or audio source by dividing it into functional chunks and describing what each chunk is saying and doing.	To better understand how a text is put together and how it conveys its message.	Students create an outline of a text or audio source by dividing it into chunks and describing the function or purpose of each chunk in conveying the message.
Discovering Vocabulary in Context	Reading a passage, noting unfamiliar words, discovering meaning of unfamiliar words using context clues, dictionaries and/or thesauruses, and replacing unfamiliar words with familiar ones.	To facilitate a close reading of text, the use of resources, an understanding of synonyms, and increased comprehension of text.	Use contextual clues and language resources to understand words and idiomatic expressions.
Double-Entry Journal	Creating a two-column journal (also called Dialectical Journal) with a student-selected passage in one column and the student's response in the second column (e.g., asking questions of the text, forming personal responses, interpreting the text, reflecting on the process of making meaning of the text).	To respond to a specific passage with comments, questions or insights to foster active involvement with a text and to facilitate increased comprehension.	Assign this journal once per week to encourage students to read and comprehend texts on their own.
Graphic Organizers	Using a visual representation for the organization of information.	To build comprehension and facilitate discussion by representing information in visual form.	Use a graphic organizer such as a T-chart, Venn diagram, concept map, Wordle, KWL chart, flowchart, ladder, timeline, story map, etc., to help students process information and organize ideas.
Gridding	Providing categories of information for students to check off or fill in as they listen.	To guide students as they listen and have them do active listening.	Provide a grid with categories for students to use as they listen to public service, transportation, or school announcements.

continued on next page

© 2020 College Board

Receptive Skills: ***Interpretive Mode (making meaning of written, print, visual, audiovisual, and audio texts) (cont'd)***

Strategy	Definition	Purpose	Sample Activity
Guided Reading	Identifying a series of strategies to guide students through challenging text (e.g., make predictions, mark the text, skim the text).	To help students learn to use multiple strategies to make meaning from a challenging text.	Provide a short passage for students to read; ask them to skim first and state their immediate impressions of the main idea. Have them reread and mark evidence of the main idea and supporting details in the text. Finally, have them predict what will happen next.
Hashtag Summary	Chunking a text into sections; then, after reading each section, providing a # followed by a key word(s) or phrase that summarizes that section of text; the hashtag summaries then are reviewed to determine relationships among the sections.	To facilitate increased comprehension of texts through carefully chosen, concise language; to begin recognizing relationships among sections of text; to encourage students to use their own modes of language to comprehend texts.	Provide a text that has been chunked into sections, have students read in pairs and identify the hashtag for each chunk, and then discuss the relationships among sections based on their hashtags.
How Reliable Is This Source?	Evaluating the bias, credibility, and reliability of a source.	To help students select reliable and credible sources for evidence to support their arguments.	Define the terms "bias," "credible," and "reliable," and provide examples of sources that are considered reliable and others that are not.
Interactive Word Wall	Creating an interactive visual display of vocabulary words that serves as a constant reminder of words and groups of words as they are introduced, used, and mastered over the course of a year.	To provide a print-rich environment, reinforcement of learned words, a reference for reading and writing, and an ever-present tool for building word knowledge and awareness.	Dedicate a section of the classroom to posting useful words and/or phrases such as interrogatives, transitional expressions, etc.
Interpreting Visual Data	Building students' skills to understand and apply data presented in a variety of visual formats, such as charts, graphs, tables, maps and infographics.	To develop student skills in decoding information presented visually.	Teach students common vocabulary found in charts and graphs such as percent, rate, increase, decrease, range, change, etc. Provide a variety of charts, tables, etc. in every unit to ensure increasing familiarity with data presented visually.

continued on next page

© 2020 College Board

Receptive Skills: ***Interpretive Mode (making meaning of written, print, visual, audiovisual, and audio texts) (cont'd)***

Strategy	Definition	Purpose	Sample Activity
Jigsaw	Reading different texts or passages from a single text, students take on the role of "experts," sharing information from that reading. Students share with a specific group and then return to their initial group to share their new knowledge.	To summarize and present information to others in a way that facilitates an understanding of a text (or multiple texts) without having each student read the text in its entirety.	Divide students into groups and assign a text or section of a text to each group, who then become the "experts" on that section of the text. Once students have become familiar with their text, the members of that group teach their text to others.
Manipulatives	Using a kinesthetic approach to making meaning in which students are asked to assemble parts of a whole as a way of understanding the text.	To provide a tactile and visual means of examining text to encourage multiple ways of understanding text.	Provide a text cut into sections and have students place them in the most logical order.
Marking the Text	Selecting text by highlighting, underlining, and/or annotating for specific components, such as main idea, claim, transitional expressions, and cohesive devices.	To focus reading for specific purposes, such as author's purpose, and to organize information from selections; to facilitate reexamination of a text.	Use different highlighter colors to emphasize different aspects of a text (e.g., transitional expressions, main idea, claim, evidence to support the claim).
Metacognitive Markers	Responding to text with a system of cueing marks, in which students use a ? for questions about the text, an ! for reactions related to the text, an * for comments about the text, and underlining to signal key ideas.	To track responses to texts and use those responses as a point of departure for talking or writing about texts.	Use a system of symbols (?, !, *, etc.) to have students engage with a text.
Notetaking	Creating a record of information while listening to a speaker or while reading a text.	To facilitate active listening and/or reading, to record and organize ideas that assist in processing information.	Have students use Cornell notes, T-notes, key words, or key ideas to take notes.
Predicting	Making guesses about the content of a text by examining titles, visuals, captions, headings/sub-headings, and/or thinking ahead about ideas that may be presented, based on evidence in the text.	To help students become actively involved, interested, and mentally prepared to understand ideas.	Have students predict what a text will be about by looking at the title and visual.

continued on next page

© 2020 College Board

Receptive Skills: ***Interpretive Mode (making meaning of written, print, visual, audiovisual, and audio texts) (cont'd)***

Strategy	Definition	Purpose	Sample Activity
Previewing	Examining a text's structure, features, layout, visuals, and so on, prior to reading.	To gain familiarity with the text, make connections to the text, and extend prior knowledge to set a purpose for reading.	Explain and provide examples to illustrate how various types of texts are commonly structured, such as recipes, advertisements, articles, charts, graphs, tables, infographics, etc.
QHT	Expanding prior knowledge of vocabulary words by marking words with a Q, H, or T (Q signals words students do not know; H signals words students have heard and might be able to identify; T signals words students know well enough to teach to their peers).	To allow students to build on their prior knowledge of words, to provide a forum for peer teaching and learning of new words, and to serve as a prereading exercise to aid in comprehension.	When reading or listening, ask students to identify unfamiliar words, words they think they might know, and words they own. Use the identified words to foster comprehension of the text and vocabulary acquisition.
Questioning the Text	Developing literal, inferential, and universal questions about a text.	To engage more actively with texts, read with greater purpose and focus, and ultimately answer questions to gain greater insight into the text.	Each student writes one literal, one inferential, and one universal question to ask others about a text.
Read Aloud	Reading aloud in class while pausing to check for understanding.	To actively engage students in reading, to check where they may be struggling, and to clarify potential misunderstandings.	Read a text aloud to a class and pause occasionally to check for understanding.
Sentence Unpacking	Analyzing how the language of a sentence works by chunking the sentence into functional sections and describing what those sections do.	To understand the functions and effects of different language choices.	Select an opening line from a text and break it down into component parts.
Sequencing a Text	Dividing a text into sections and having students reassemble the text in order.	To have students demonstrate understanding of a text, to encourage logical thinking, to have students demonstrate sequencing.	Provide a text cut into sections and have students place them in the most logical order.

continued on next page

© 2020 College Board

Receptive Skills: ***Interpretive Mode (making meaning of written, print, visual, audiovisual, and audio texts) (cont'd)***

Strategy	Definition	Purpose	Sample Activity
Skimming/ Scanning	Skimming by rapid or superficial reading of a text to form an overall impression or to obtain a general understanding of the material; scanning focuses on key words, phrases, or specific details, and provides speedy recognition of information.	To quickly form an overall impression prior to an in-depth study of a text; to answer specific questions or quickly locate targeted information or detail in a text.	Give students a limited amount of time to skim or scan a text, and have them identify text type, purpose, main idea, etc., as appropriate.
SOAPSTone*	Analyzing text by discussing and identifying *Speaker*, *Occasion*, *Audience*, *Purpose*, *Subject,* and *Tone.*	To use a process to identify and understand aspects of a text.	Provide a graphic organizer listing speaker, occasion, audience, purpose, subject, and tone and have students complete it as they read. Use a completed organizer as a basis to discuss the text in class.
Summarizing/ Paraphrasing	Restating in one's own words the main idea or essential information expressed in a text, whether it be narration, dialogue, or informational text.	To facilitate comprehension and recall of a text.	Provide a text or audio and have students retell the content in their own words, or have them summarize the content.
Think Aloud	Talking through a difficult passage or task by using a form of metacognition whereby the reader expresses how he/she has made sense of the text.	To reflect on how readers make meaning of challenging texts.	Model aloud how you make meaning of a text as you read. In other words, share the questions you ask yourself when you engage with a difficult text.
Vocabulary Notebook	Using a designated format such as a notebook, journal, or personal list to maintain an ongoing list of vocabulary words, definitions, and connection to academic study.	To facilitate and sustain a systematic process of vocabulary development.	Maintain a notebook of vocabulary items encountered over the course of the academic year.
What's Next?	Predicting what would happen next at the end of a story.	Students provide a continuation or alternate ending to a story.	After reading a short story, students continue the story or provide a different ending written in the style of the author.

© 2020 College Board

Productive Skills: *Writing and Speaking Strategies*

Strategy	Definition	Purpose	Sample Activity
Adding (Revision)	Also called Plus 1– Making conscious choices to enhance or elaborate a text by adding additional words, phrases, sentences, or ideas.	To refine and clarify the writer's or speaker's thoughts during revision and/or drafting.	Students examine a writing or speaking sample and suggest ways to provide additional elaboration.
Deleting (Revision)	Providing clarity and cohesiveness for a text by eliminating words, phrases, sentences or ideas.	To refine and clarify the writer's or speaker's thoughts during revision and/or drafting.	Students examine a writing or speaking sample and suggest ways to be more succinct.
Ask the Expert (or Students as Experts)	Students are assigned as "experts" on concepts or skills they have mastered; groups rotate through the expert stations to learn about concepts or skills they have not yet mastered.	Provides opportunities for students to share their knowledge and learn from one another. Gives opportunities for students to engage in interpersonal and presentational speaking.	Students present on a topic related to the unit that they have researched.
Brainstorming	Using a flexible but deliberate process of articulating multiple ideas in a short period of time.	To generate ideas, concepts or key words that provide a focus and/or establish organization as part of the prewriting or revision process.	Generate a list of ideas related to a topic. Generate a semantic map or mind map related to a topic.
Checklists	Using a checklist of things to consider or remember to do while students write.	For focused self- or peer-evaluation.	Use a checklist for writing an essay, including the following elements: thesis statement, development of topic, conclusion, organization/flow of ideas, proofreading pass to correct for conventions of written language, etc. Or: provide a checklist of all the elements of each exam task model when students practice.
Circumlocution	Students keep talking or writing even when they are lacking vocabulary by using strategies to "talk around" what they're missing.	To keep students using the target language and to help them maintain communication despite gaps in vocabulary.	Play $100,000 Pyramid, a game that builds skills in circumlocution. One student describes items to their team members to identify. The game is won by the team that accumulates the most points.

continued on next page

© 2020 College Board

Productive Skills: *Writing and Speaking Strategies (cont'd)*

Strategy	Definition	Purpose	Sample Activity
Debate	Engaging in an informal or formal argumentation of an issue.	To provide students with an opportunity to collect and orally present evidence and reasoning for arguments on a proposition or issue. To have students think deeply about multiple perspectives. To have students engage in presentational and spontaneous interpersonal speaking.	Have students read a selected text on a controversial topic. Assign a position for each student to defend. Students debate from their assigned perspective and then switch sides and debate from the opposite viewpoint.
Drafting	Composing a text in its initial form.	To incorporate brainstormed or initial ideas into a written format.	Draft emails, letters, essays, original stories, etc., as a way to gather and organize initial ideas and seek feedback.
Fishbowl (Inner/ Outer Circles)	Discussing specific topics within groups; some students will form the inner circle and model appropriate discussion techniques, while an outer circle of students will listen, respond, and evaluate. Could be a text-based discussion or not.	To provide students with an opportunity to engage in a formal discussion and to experience roles both as participant and active listener; students also have the responsibility of supporting their opinions and responses.	Provide students with a text (print or audio) on a controversial topic related to the unit and provide questions for discussion. Group students into an inner circle and an outer circle. The inner circle actively discusses the issue using the questions, while the outer circle listens; later, the entire group summarizes the discussion.
Five Square	Four Square with a fifth option in the center of the room. Divide the room into answer options and allow students to stand in the area representing their answer. The fifth area is the center of the room.	To practice answering multiple-choice questions and providing rationales, including textual evidence for answers.	Give students a passage from a multiple-choice test. They work in groups to answer the questions and then go to their answer "corners." Each answer group provides a rationale for their answer. If someone from the group goes to a different corner, they defend their choice to deviate from the group.

continued on next page

© 2020 College Board

Productive Skills: *Writing and Speaking Strategies (cont'd)*

Strategy	Definition	Purpose	Sample Activity
Generating Questions	Clarifying and developing ideas by asking questions of the draft; may be part of self-editing or peer editing.	To clarify and develop ideas in a draft; used during drafting and as part of writer response.	Questions for students to ask while reviewing a draft: ▪ Did I respond appropriately to the prompt? ▪ Did I provide all the required information? ▪ How well have I controlled grammar and verb tenses? ▪ Is my work well-organized? ▪ What other details could I add?
Gradual Release Writing or Speaking	Project an essay prompt. The whole class brainstorms on what the prompt is asking and initial ways to respond to the prompt. Small group/paired writing of an outline to answer the prompt. Individual preparation of one body paragraph. Then, students come back with partners/group to discuss and assess their paragraphs. Finally, students individually write finished essays.	To teach students how to deconstruct the prompt, find supporting evidence and organize their essays.	Take an AP writing prompt and go through the process with students. This can be used to help students deconstruct any prompt.
Graphic Organizers	Representing ideas and information visually (e.g., Venn diagrams, flowcharts, cluster maps).	To provide a visual system for organizing multiple ideas, details, and/or textual support to be included in a piece of writing.	Use a graphic organizer such as a T-chart, Venn diagram, concept map, Wordle, KWL chart, flowchart, ladder, timeline, story map, etc., to help students process information and organize ideas.
Guided Writing	Modeling the writing that students are expected to produce, the teacher guides students through the organization, generation of ideas, and revision of texts before students are asked to write.	To demonstrate the process of writing by modeling the construction, revision, and/or process of crafting texts.	Have students engage in collaborative paragraph reconstruction by working with a partner or in a small group. Students should consider the organization of ideas, elaboration of ideas, transitions, vocabulary, grammar and syntax, and writing conventions.

continued on next page

© 2020 College Board

Productive Skills: *Writing and Speaking Strategies (cont'd)*

Strategy	Definition	Purpose	Sample Activity
Inner and Outer Circles	Providing the opportunity for students to speak spontaneously with many people.	To develop students' skills in spontaneous speaking and active listening.	Have students form an inner and an outer circle facing one another. Each student asks the person in front of them three to five prepared questions related to a topic in the unit, and then both circles rotate. This continues until students end up with their original partners.
Marking the Draft	Interacting with the draft version of a piece of writing by highlighting, underlining, color coding, and annotating to indicate revision ideas.	To encourage focused, reflective thinking about revising drafts.	Students can complete this task with a partner.
Oral Reading	Reading aloud one's own text or the texts of others (e.g., echo reading, choral reading, paired readings).	To share one's own work or the work of others; to build fluency and increase confidence in presenting to a group.	Have students share their own stories, personal narratives, and poems by reading them aloud.
Outlining a Presentation	Using a system of numerals and letters to identify topics and supporting details and to ensure an appropriate balance of ideas.	To generate ideas, concepts, and/or key words that provide a focus and/or establish organization prior to writing an initial draft and/or during the revision process.	Outlining can be used for planning both oral and written presentations.
Presentation Strategies	Using verbal and non-verbal strategies in spoken presentations to connect with the audience.	To make effective spoken presentations and to fully engage the audience.	Review the verbal and non-verbal strategies for effective spoken presentations, then watch some clips of famous people presenting and have students identify which strategies they are using to engage the audience. Encourage students to incorporate at least one of these strategies into their next presentation.

continued on next page

© 2020 College Board

Productive Skills: *Writing and Speaking Strategies (cont'd)*

Strategy	Definition	Purpose	Sample Activity
Quickwrite or Quicktalk	Writing or talking for a short, specific amount of time about a designated topic related to a text.	To quickly generate multiple ideas that can be turned into longer pieces of writing at a later time (may be considered as part of the drafting process). Gets students used to writing and speaking spontaneously.	Quickwrite: Give students a topic and let them write about it for five minutes maximum. Quicktalk: Give students a topic and let them speak about it to a partner or a small group for 30–60 seconds.
Revisiting Prior Work	Looking through a collection of previously completed work to identify successes and challenges that may have been encountered with particular formats, conventions, style, word choice, and so on.	To build on prior experience in preparation for a new piece of writing and/or to revise a previous piece of writing. This is a good strategy for improving essay writing.	Have students review prior argumentative essays as they begin to draft a new one.
Role Play	Students assume a role and engage in a conversation with another person.	To encourage creativity and spontaneity in speaking.	Students role-play to represent the conversation that two characters in a story have the next time they meet. Students select a conversation prompt out of a hat and conduct a role-play.
Scoring Guidelines Application	Examine student writing samples using AP assessment scoring guidelines.	To build student understanding of how they are assessed on the AP Exam.	Use student samples and the scoring guidelines posted on AP Central.
Self-Editing / Peer-Editing	Students work with a partner to examine each other's work to identify content, organization, and mechanics that can be improved.	To provide a systematic process for revising and editing a written text.	Provide a checklist of targeted items or issues that students should look for when reviewing a peer's work.

continued on next page

© 2020 College Board

Productive Skills: *Writing and Speaking Strategies (cont'd)*

Strategy	Definition	Purpose	Sample Activity
Speed Dating	Students interview several partners regarding their views on a given topic.	To provide practice in interpersonal speaking.	Generate a list of interview questions on a topic related to the unit for students to use. Students begin with a partner, interview them using the questions for one minute (time can be varied) and then they move to a new partner. Debrief at the end to find common responses.
Sketching	Drawing or sketching ideas, including sketching a scene or creating a storyboard to demonstrate comprehension and to generate spontaneous speaking.	To generate and/or clarify ideas by visualizing them; may be part of prewriting, then using visuals for retelling the story.	Storyboard: Have students listen to a story and sketch the scenes. Afterwards, have them use their completed storyboards to spontaneously retell the story.
Small-Group Scoring	Working in small groups, students use the scoring rubrics to score sample essays and provide a rationale/explanation for their score.	To recognize the differences in high scoring/ low scoring essays and to use the strengths in revising their own writing.	Use a variety of prompts and released sample essays to work on for small-group scoring.
Socratic Seminar	Having a focused discussion of an essential question, topic, or selected text in which students ask questions of each other; questions initiate a conversation that continues with a series of responses and additional questions.	To help students formulate questions that address issues (in lieu of simply stating their opinions) to facilitate their own discussion and arrive at a new understanding; students also have the responsibility of supporting their opinions and responses using specific textual evidence.	Students read a text on a controversial topic and develop questions about the topic. In a circle, they ask their questions and others respond, giving their opinions and supporting them through evidence from the text.
Substituting	Replacing original words or phrases in a text with new words or phrases without changing the meaning.	To build vocabulary through the use of synonyms.	In pairs, give students a short text with various words underlined and have them replace those words with synonyms.

continued on next page

© 2020 College Board

Productive Skills: *Writing and Speaking Strategies (cont'd)*

Strategy	Definition	Purpose	Sample Activity
Think-Pair-Share	Considering and thinking about a topic or question and then writing what has been learned; pairing with a peer or a small group to share ideas; sharing ideas and discussion with a larger group.	To construct meaning about a topic or question; to test thinking in relation to the ideas of others; to prepare for a discussion with a larger group.	Provide a text and a question about the text. Students read the text, then provide an answer to the question. They then share their responses with a partner or with a small group. Finally, they share their group's answers with the class.
Two-Minute Speech	Giving a spontaneous two-minute speech on a topic.	To build students' confidence and abilities in spontaneous speaking.	Generate a variety of speech topics related to the unit of study or of general interest to adolescents. Students select a topic and then have five minutes to prepare their talk, using a single note card with only key words and key phrases, if needed.

© 2020 College Board

Developing Course Skills

Throughout the AP Italian Language and Culture course, students develop skills that are fundamental to the learning of a language and culture and to communicating effectively across the three modes of communication. Since these disciplinary practices represent the complex language and communication skills that adept language-learners need to develop, students will benefit from multiple opportunities to develop and practice these skills in a scaffolded manner. Teachers and students can also refer to the Achievement Level Descriptions on p. 113 to determine how well they are performing a given skill and what students need to demonstrate to improve to the next level.

Skill Category 1: Comprehend Written, Audio, Audiovisual, and Visual Text

The comprehension of texts is essential to learning a language and culture because it represents foundational input that is necessary to produce language. Much of the course content is delivered through print, written, visual, audiovisual, and audio texts; therefore, students must be able to engage with and comprehend information conveyed in a wide variety of interdisciplinary texts.

Comprehending text requires students to be skilled at decoding unfamiliar language, understand vocabulary in context, and use contextual clues when dealing with challenging text. Teachers can encourage students to persevere and practice, and they can address issues by the careful selection of texts and by designing appropriately scaffolded instruction.

Below are some suggested strategies for instruction.

Skill Category 1: ***Comprehend written, audio, audiovisual, and visual text***

Skills	Key Questions	Sample Activity	Sample Instructional Strategies
1.A: *Describe the literal meaning of the text*	What is the main idea and what are the most important supporting details?	Provide a flyer for a cultural event and ask students to identify the main idea and list the most important details.	Marking the Text
1.B: *Describe the data*	What patterns do you see in the data?	Provide a graph about leisure activities and ask students to identify trends by age group.	Interpreting Visual Data

© 2020 College Board

Skill Category 2: Make Interdisciplinary and Cultural Connections

One of the "5Cs" (Communication, Culture, Connections, Comparisons, and Communities) that is foundational to ACTFL's standards for language learning is "connections," that is, making connections among interdisciplinary and/or cultural topics. In AP world language classrooms, the content is interdisciplinary and culturally oriented by nature, and what is studied is related to other disciplines that go well beyond the language classroom.

Teachers can work with students to develop their ability to make cultural connections by helping them to recognize and understand cultural references in texts. When working with interdisciplinary texts teachers can provide opportunities for students to make connections with prior learning. They can help students understand the context of a text and teach strategies for students to use context to understand the text. Teachers can also keep students' interests in mind as they choose texts and materials to work with, as students are more likely to persevere with a text that engages them. It's a good idea to actively encourage students to make cross-disciplinary and cultural connections by using activating strategies, such as advance organizers or guiding questions. Consistent exposure to interdisciplinary and cultural topics will build confidence and competence in the skill of making connections during the course.

Below are some suggested strategies for instruction.

Skill Category 2: *Make interdisciplinary and cultural connections*

Skills	Key Questions	Sample Activity	Sample Instructional Strategies
2.A: *Make cultural connections*	What does the source reveal about the target culture?	Provide a text that describes a cultural event and guide students to determine what can be inferred about the culture, based on the event.	Descriptive Outline
2.B: *Make connections in and across disciplines*	What do you learn about another discipline from this source?	Provide a text that offers new learning in an academic discipline and guide them to understand it through contextual clues, cognates, vocabulary in context, interpreting any visuals, and guiding questions.	Skimming/Scanning or Chunking the Text

© 2020 College Board

Skill Category 3: Interpret the Content of Written or Audio Text

Interpreting a text goes beyond comprehending its literal meaning. It requires students to identify distinguishing textual features (purpose, audience, point of view, style, theme, moral, tone), infer implied meanings, and identify and understand cultural nuances. Students also need to recognize relationships between texts.

In interpreting content, students will need to employ the same skills they use for comprehending and making interdisciplinary or cultural connections–decoding unfamiliar language, working on understanding vocabulary in context, using contextual clues, and persevering with challenging text. Teachers can help students by selecting texts that incrementally introduce challenging content, designing appropriately scaffolded instruction and providing well-crafted guiding questions that will lead students to discover the more abstract elements of a text.

Below are some suggested strategies for instruction.

Skill Category 3: *Interpret the content of written or audio texts*

Skills	Key Questions	Sample Activity	Sample Instructional Strategies
3.A: *Interpret the distinguishing features of a text*	For whom was the text created and why?	Provide an audio source and guide students to identify the intended audience, the purpose, and point of view through guiding questions.	Close Reading or Close Listening
3.B: *Interpret the meaning of a text*	What is implied by the text?	Select a text that contains inferences. Demonstrate close/critical reading techniques (asking deep questions, annotating the text to indicate evidence, interpreting vocabulary in context) to show students how to have "a conversation with the text" that will allow them to interpret it.	Hashtag Summary

© 2020 College Board

Skill Category 4: Make Meanings from Words and Expressions

Making meaning from unfamiliar words or expressions is essential to demonstrating comprehension of any text. While students do not have to understand every word to understand a text, they need to become adept at decoding unfamiliar vocabulary by using context clues that appear. Students need encouragement to persist and take risks when engaging with a source. This may mean withholding correction as students make a few errors when they encounter unfamiliar words or expressions.

Teachers can encourage students' growth in making meanings from words and expressions through consistent practice with texts that contain unknown vocabulary and have rich examples of idiomatic and cultural expressions. Teachers can guide students to decode words by looking at prefixes, suffixes, word stems, and radicals; as well as looking for context clues, word derivations, and cultural concepts.

Below are some suggested strategies for instruction.

Skill Category 4: *Make meanings from words and expressions*

Skills	Key Questions	Sample Activity	Sample Instructional Strategies
4.A: *Determine the meaning of familiar and unfamiliar words*	How can you determine what this word means?	By using a think aloud, model for students how to determine the meaning of unfamiliar vocabulary in a text by using contextual clues, word derivation, decoding the parts of the word, and/or cultural concepts.	Think Aloud
4.B: *Use words appropriate for a given context*	Is the vocabulary you're using colloquial or academic?	After students have produced a written text, have them replace words or phrases they have used with synonyms of a more academic nature. Students may use a dictionary, thesaurus, or other sources.	Substituting

© 2020 College Board

Skill Category 5: Communicate Interpersonally by Speaking with Others

Learning to speak with others constitutes the main reason students enroll in language and culture courses. Spontaneous speech is one of the most difficult skills for students to achieve. Therefore, it is critical to provide students with multiple and ongoing opportunities to speak with each other.

The more students practice this skill, the more likely students will produce language that is comprehensible to native speakers of the target language. Students need opportunities to speak the language in authentic situations in order to progress beyond using memorized words and phrases. They need to work on communicating messages effectively, practice listening to the spoken language to increase comprehension, and become comfortable speaking spontaneously.

Teachers can establish a classroom culture in which students feel comfortable taking risks, providing timely and directed feedback that encourages students to continue to practice for improvement.

Below are some suggested strategies for instruction.

Skill Category 5: *Communicate interpersonally by speaking with others*

Skills	Key Questions	Sample Activity	Sample Instructional Strategies
5.A: *Understand and apply appropriate communication strategies in interpersonal speaking*	How can you continue a conversation if you do not know a specific word?	Describe an object without using the actual name of the object.	Circumlocution
5.B: *Understand and apply appropriate and varied syntactical expressions in interpersonal speaking*	What transitional words and cohesive devices can be used to link sentences for longer conversations?	Listen to a conversation and have students identify transitional works and cohesive devices.	Close Listening

© 2020 College Board

Skill Category 6: Communicate Interpersonally by Writing to Others

Being able to communicate with others through writing constitutes another main reason why students enroll in language and culture courses. Written interpersonal communication is an important real-life skill to develop within the language classroom. Therefore, it is critical to provide students with multiple and ongoing opportunities to write to others in both the formal and informal registers.

The more students practice writing texts, notes, emails, and letters, the more likely they will produce written language that is comprehensible to native speakers of the target language.

In order to communicate successfully in the interpersonal mode, students need to practice:

- building their vocabulary
- communicating their message using accurate grammatical and syntactic structures
- comprehending the incoming message
- using the appropriate register
- providing relevant and sufficient information, elaboration, and details
- developing an organized, cohesive message

Teachers can help students by actively teaching all aspects of successful interpersonal writing, breaking down the writing task into a step-by-step process, and providing timely and directed feedback that encourages students to continue to practice for improvement.

Below are some suggested strategies for instruction.

Skill Category 6: *Communicate interpersonally by writing to others*

Skills	Key Questions	Sample Activity	Sample Instructional Strategies
6.A: *Understand and apply appropriate communication strategies in interpersonal writing*	Have you selected the correct register and used it consistently?	Analyze written interpersonal communications with an eye on how register is addressed and to review all the aspects involved in register.	Self-Editing/ Peer-Editing
6.B: *Understand and apply appropriate and varied syntactical expressions in interpersonal writing*	Have you proofread your message to correct errors in grammar and syntax as well as spelling, accents, and punctuation?	After students have written a message, provide an editing checklist and have them work with a partner to peer-edit one another's work.	Self-Editing/ Peer-Editing

© 2020 College Board

Skill Category 7: Communicate Through Spoken Presentations

Presenting information orally is an important way that students demonstrate their ability to communicate effectively in the language. Spoken presentations can be challenging to students, as they need to communicate ideas related to a variety of interdisciplinary and cultural topics in an organized and engaging manner. Many students find speaking in front of a group to be challenging and stressful. They are apprehensive about making mistakes and effectively communicating their message. The ability to carefully plan and outline key ideas and main points is critical so that students will present information without relying on memorizing or reading their presentations. Therefore, teachers should give students multiple and ongoing opportunities to give oral presentations.

In order to be successful in their oral presentations, students need to:

- employ vocabulary and grammatical and syntactical structures to effectively convey their thoughts
- organize their information to deliver an effective presentation
- use strong transitional expressions and cohesive devices that guide the listener's understanding

Students should also be encouraged to take risks, as they will likely make errors in their presentations. By practicing these skills regularly, students will become more comfortable and confident in presenting orally. Students should receive feedback that helps them improve not only the content and accuracy of their presentation but also their confidence in their presentational skills. As the year progresses, they will acquire more interdisciplinary vocabulary and more complex language structures to support longer and more sophisticated oral presentations.

Below are some suggested strategies for instruction.

Skill Category 7: *Communicate through spoken presentations*

Skills	Key Questions	Sample Activity	Sample Instructional Strategies
7.A: *Plan and research an issue or topic for presentational speaking*	Have you organized the main ideas and supporting details for your presentation?	Teacher provides a graphic organizer or template to help students plan their presentations.	Outlining a Graphic Organizers
7.B: *Use appropriate vocal and visual strategies to communicate an idea in presentational speaking*	How have you made your presentation engaging for your audience?	In class, brainstorm a list of effective presentation techniques. Then watch some online presentations and observe what makes each presentation effective or not.	Presentation Strategies
7.C: *Use appropriate language and vocabulary for the intended audience in presentational speaking*	Have you included effective transitional expressions and cohesive devices to guide your audience through your presentation?	Teachers can post transitional expressions on a word wall in the classroom and consistently direct students to them.	Word Wall
7.D: *Express a perspective with details and examples to illustrate an opinion or idea in presentational speaking*	Have you clearly expressed your opinions and supported them with details and examples?	Teachers can provide formulas for expressing and defending opinions and have students practice using them by asking them to quickly state and justify their opinions on a variety of topics.	Debate

© 2020 College Board

Skill Category 8: Communicate Through Written Presentations

Presenting information in writing is an important way that students demonstrate their ability to communicate effectively in the language. Presentational writing can be challenging to students, as it is among the more academic areas of language production, in which students are often required to effectively express and explain complex ideas and support them with evidence from sources. The ability to conduct research, evaluate sources, and then extract relevant information from sources is an important part of creating effective written presentations. Therefore, it is critical to provide students with multiple and ongoing opportunities to present their ideas in written form.

In order to be successful in their written presentations, students need to:

- employ academic vocabulary
- use effective grammatical and syntactical structures
- develop organizational skills
- effectively use transitional expressions and cohesive devices to guide the reader's understanding
- include relevant evidence from sources

Teachers can help students by actively teaching a writing process, showing them how to create a step-by-step plan to produce a written presentation that is well organized and has a logical flow. Students must also take the time to proofread their work to correct errors in organization, grammar, syntax, and mechanics.

In addition, students need to know how to find, evaluate, and cite sources and how to use sources to gain academic and discipline-specific vocabulary. Teachers can provide targeted feedback on grammatical and syntactical errors to improve the comprehensibility of students' work; however, this should be in addition to providing directive feedback on ways students can improve the strength of their argument. There are numerous sample essays on AP Central that teachers can access.

The more students practice these skills, the more likely it is that they will become effective in communicating their ideas in writing. With practice and feedback, they will acquire the academic vocabulary, organizational skills, and appropriate conventions of written language to create written presentations.

Below are some suggested strategies for instruction.

Skill Category 8: *Communicate through written presentations*

Skills	Key Questions	Sample Activity	Sample Instructional Strategies
8.A: *Plan and research an issue or topic for presentational writing*	How do you gather information to prepare a presentation?	Teacher leads a discussion on what makes a source reliable. Students search for reliable sources on a specific topic.	How Reliable Is This Source?
8.B: *Use appropriate writing strategies to communicate an idea in presentational writing*	How do you develop an organized presentation?	Students complete a graphic organizer for organizing an essay.	Using a Graphic Organizer or Outlining

continued on next page

© 2020 College Board

Skill Category 8: *Communicate through written presentations (cont'd)*

Skills	Key Questions	Sample Activity	Sample Instructional Strategies
8.C: *Understand and apply appropriate and varied syntactical expressions in presentational writing*	How do you incorporate a variety of sentence types in a presentation?	Students review a draft of their writing and determine ways to enhance or elaborate a text by adding additional words, phrases, sentences, or ideas.	Self-Editing/ Peer-Editing
8.D: *Express a perspective with details and examples to illustrate an opinion or idea in written presentations*	How do you support your ideas in a presentation?	Students incorporate evidence using researched reliable sources to support their ideas.	Close Reading

© 2020 College Board

THIS PAGE IS INTENTIONALLY LEFT BLANK.

AP ITALIAN LANGUAGE AND CULTURE

Exam Information

ITALIANO

Exam Overview

The AP Italian Language and Culture Exam assesses student understanding of the skills and learning objectives outlined in the course framework. The exam is just over 3 hours long and includes 65 multiple-choice questions and 4 free-response questions. The details of the exam, including exam weighting and timing, can be found below:

Section	Question Type	Number of Questions	Exam Weighting	Timing
I	**Part A: Multiple-choice questions**	**30**	**23%**	**40 minutes**
	Interpretive Communication: Print texts			
I	**Part B: Multiple-choice questions**	**35**	**27%**	**55 minutes**
	Interpretive Communication: Print and audio texts combined and audio texts			
II	**Free-response questions**	**4**	**50%**	**88 minutes**
	Question 1: Email Reply		12.5%	15 minutes
	Question 2: Argumentative Essay		12.5%	55 minutes
	Question 3: Conversation		12.5%	18 minutes
	Question 4: Cultural Comparison		12.5%	

The exam assesses themes and skills developed in each of the six units:
1. Families in Different Societies
2. The Influence of Language and Culture on Identity
3. Influences of Beauty and Art
4. How Science and Technology Affect Our Lives
5. Factors That Impact the Quality of Life
6. Environmental, Political, and Societal Challenges

© 2020 College Board

How Student Learning Is Assessed on the AP Exam

All eight AP Italian Language and Culture skill categories are assessed on every AP Exam in the multiple-choice and free-response sections as detailed below.

	Multiple-Choice Section	Free-Response Section
Skill Category 1: Comprehend Text	This skill category encompasses two specific skills—describe the literal meaning of the text, and describe quantitative data. Almost all of the multiple-choice sets will include one or more questions that assess one of these two skills. Approximately 20-30% of the questions assess this skill category.	Text comprehension is assessed in the first three free-response questions (Email Reply, Argumentative Essay, and Conversation).
Skill Category 2: Make Connections	This skill category includes making cultural and interdisciplinary connections. Most of the multiple-choice sets will include one or more questions that assess one of these two skills. Approximately 30-40% of the questions assess this skill category.	Making both cultural and interdisciplinary connections is assessed in all four free-response questions.
Skill Category 3: Interpret Text	This skill category includes interpreting distinguishing features and the meaning of a text. Almost all of the nine multiple-choice sets will include one or more questions that assess text interpretation. Approximately 30-40% of the questions assess this skill category.	Text interpretation is assessed in Free-response question 2: Argumentative Essay.
Skill Category 4: Make Meanings	Skill 4.A Determine the meaning of familiar and unfamiliar words is the only skill in this category that is directly assessed. It is assessed in most of the multiple-choice sets, with approximately 10-15% of the questions assessing this skill.	All four free-response questions assess making meanings.
Skill Category 5: Speak to Others	Skill 5.A The skills associated with speaking to others are not directly assessed in the multiple-choice section.	Free-response question 3: Conversation assesses the skills associated with speaking to others.
Skill Category 6: Write to Others	Skill 6.A The skills associated with writing to others are not directly assessed in the multiple-choice section.	Free-response question 1: Email Reply assesses the skills associated with writing to others.
Skill Category 7: Present Orally	The skills associated with oral presentation are not directly assessed in the multiple-choice section.	Free-response question 4: Cultural Comparison assesses the skills associated with oral presentations.
Skill Category 8: Present in Writing	The skills associated with written presentations are not directly assessed in the multiple-choice section.	Free-response question 2: Argumentative Essay assesses the skills associated with written presentations.

© 2020 College Board

Section I: Multiple-Choice

The first section of the AP Italian Language and Culture Exam includes 65 multiple-choice questions presented in nine sets. Each set contains one or two stimulus materials—mostly authentic sources—and from 5–11 questions. The following chart lays out the different types of stimulus materials, the number of questions per set, and the skills that may be assessed in each set. The order below represents the relative order of each set on the exam.

Stimulus Type	Number of Questions	Skills Assessed by Set
Promotional Material	5	2.A Make cultural connections 2.B Make connections in and across disciplines 3.A Interpret the distinguishing features of a text 3.B Interpret the meaning of a text
Literary Text	7	1.A Describe the literal meaning of the text 3.A Interpret the distinguishing features of a text 3.B Interpret the meaning of a text 4.A Determine the meaning of familiar and unfamiliar words
Article and Chart	11	1.A Describe the literal meaning of the text 1.B Describe data 2.A Make cultural connections 2.B Make connections in and across disciplines 3.A Interpret the distinguishing features of a text 4.A Determine the meaning of familiar and unfamiliar words
Letter	7	1.A Describe the literal meaning of the text 2.A Make cultural connections 2.B Make connections in and across disciplines 3.A Interpret the distinguishing features of a text 3.B Interpret the meaning of a text 4.A Determine the meaning of familiar and unfamiliar words
Audio Report and Article	10	1.A Describe the literal meaning of the text 2.B Make connections in and across disciplines 3.A Interpret the distinguishing features of a text 3.B Interpret the meaning of a text 4.A Determine the meaning of familiar and unfamiliar words
Conversation and Chart	7	1.A Describe the literal meaning of the text 1.B Describe data 2.A Make cultural connections 2.B Make connections in and across disciplines 3.A Interpret the distinguishing features of a text 3.B Interpret the meaning of a text 4.A Determine the meaning of familiar and unfamiliar words
Interview	5	1.A Describe the literal meaning of the text 2.B Make connections in and across disciplines 3.A Interpret the distinguishing features of a text 3.B Interpret the meaning of a text
Instructions	5	1.A Describe the literal meaning of the text 3.A Interpret the distinguishing features of a text 3.B Interpret the meaning of a text

continued on next page

© 2020 College Board

Stimulus Type	Number of Questions	Skills Assessed by Set
Presentation	8	1.A Describe the literal meaning of the text 2.A Make cultural connections 2.B Make connections in and across disciplines 3.A Interpret the distinguishing features of a text 3.B Interpret the meaning of a text 4.A Determine the meaning of familiar and unfamiliar words

Section II: Free-Response

The second section of the AP Italian Language and Culture Exam includes four free-response questions (FRQs), each weighted equally. Each question is scored on a five-point holistic scale. (See rubrics on pages 178-84.)

FRQ 1: Email Reply requires students to compose an email reply in the formal register in response to an incoming email in Italian. In their reply, students are instructed to include a greeting, and a closing, and to respond to all the questions and requests in the message. Additionally, students are instructed to ask for more details about something mentioned in the message.

Students are assessed on their ability to:

- Maintain the exchange
- Provide the required information with details and elaboration
- Communicate in a clear and understandable manner in the formal register, using appropriate and varied grammar, syntax, and sentence structure
- Use varied and appropriate vocabulary, including idiomatic language

FRQ 2: Argumentative Essay requires students to write an essay to submit to a Italian writing contest. The essay topic is based on three accompanying sources, which present different viewpoints on the topic and include both print and audio material. Students are given six minutes to read the essay topic and the printed material, and two opportunities to listen to the audio material. Students are encouraged to take notes while they listen. The essay asks students to clearly present and thoroughly defend their own position on the topic, integrate viewpoints and information from all three sources to support their argument (identifying the sources appropriately), and organize their essay into clear paragraphs.

Students are assessed on their ability to:

- Address the topic within the context of the task
- Demonstrate comprehension of the sources' viewpoints
- Integrate content from the sources to support the argument
- Present and defend the their position on the topic in an organized essay
- Communicate in a clear and understandable manner, using appropriate and varied grammar, syntax, and sentence structure to develop paragraph-length discourse
- Use varied and appropriate vocabulary, including idiomatic language

FRQ 3: Conversation requires students to participate in a simulated conversation with a recorded interlocutor. They are provided with an outline of the conversation that explains how they are to respond to each of their five turns in the conversation. They have 20 seconds to respond in each turn.

Students are assessed on their ability to:

- Maintain the exchange
- Provide the required information with elaboration and details
- Communicate in a clear and understandable manner, using appropriate and varied grammar, syntax, and sentence structure; and a consistent register that is appropriate for the conversation
- Use appropriate pronunciation, intonation, and pacing to enhance comprehension
- Use varied and appropriate vocabulary, including idiomatic language

© 2020 College Board

FRQ 4: Cultural Comparison requires students to compare an aspect of a Italian-speaking community with which they are familiar to that in their own or another community, demonstrating an understanding of cultural features of this Italian-speaking community. Students have four minutes to read the prompt and prepare and two minutes to deliver their presentation.

Students are assessed on their ability to:

- Address the topic within the context of the task
- Compare the target culture with the student's own or another community, using supporting details and relevant examples and demonstrating an understanding of the target culture
- Give an organized and understandable presentation
- Communicate in a clear and coherent manner, using appropriate and varied grammar, syntax, and sentence structure and a consistent register appropriate for the presentation
- Use varied and appropriate vocabulary, including idiomatic language
- Use appropriate pronunciation, intonation, and pacing to enhance comprehension

© 2020 College Board

Task Verbs Used in Free-Response Questions

The following **task verbs** are commonly used in the free-response questions:

Ask: Request information or details.

Compare: Provide a description or explanation of similarities and/or differences.

Defend: Explain or justify.

Demonstrate: Show ability to respond appropriately.

Hear/Listen: Listen to directions and an audio source.

Identify/Indicate: Indicate or provide information about a specified topic, without elaboration or explanation.

Make a presentation: Orally respond to a prompt.

Organize: Determine and arrange a logical sequence for a response.

Participate in a conversation: Respond to spoken prompts (such as providing a greeting; offering details, explanations, opinions, or perspectives; accepting or declining an invitation or suggestion; proposing solutions; and/or concluding a conversation).

Prepare: Plan your response.

Present: Provide information or ideas.

Read: Look at or view printed directions and information.

Record: Capture spoken responses digitally.

Respond: Reply to a question or prompt.

Speak: Express ideas verbally in response to a specific question or prompt.

Use: Select and use appropriate register (formal or informal).

Write: Produce a response in writing.

© 2020 College Board

Sample Exam Questions

The sample exam questions that follow illustrate the relationship between the course framework and the AP Italian Language and Culture Exam and serve as examples of the types of questions that appear on the exam. At the end of the sample exam questions we provide a table showing which skills and learning objectives are assessed in each question. The table also provides answer to the multiple-choice questions.

Please note, the sample exam includes questions with available audio. If using the downloadable PDF version of this publication, you can access the audio by clicking on the audio icon 🔊. If using the print version, please visit your course's **exam page** on AP Central for the audio. Scripts for audio are presented in this publication for reference. They are not provided to students during the exam.

Section I: Multiple-Choice Questions

The following are examples of the kinds of multiple-choice questions found on the exam.

Questo testo tratta di dati sui giovani che fanno attività di volontariato. L'articolo originale è stato pubblicato nel 2015 in Italia da Alessandro Belotti, uno scrittore italiano.

Il volontariato, occasione di crescita personale

«Condizione giovanile e formazione al volontariato». Questo il titolo dell'intervento di Pierpaolo Triani al convegno «Giovani e volontariato: una risorsa per il territorio. Comunicare per partecipare». Egli ha presentato i dati della ricerca sulla condizione dei Millennials, partendo dalla loro situazione lavorativa e soffermandosi successivamente sul rapporto delle nuove generazioni con il mondo del volontariato. Dai dati emerge che il 64,8% dei giovani non ha mai intrapreso azioni di volontariato, il 23,7% lo sta facendo oggi, mentre il 21,6% lo ha fatto in passato. Tra chi si è dichiarato attivo dal punto di vista della partecipazione al volontariato, prevale l'interesse per iniziative connesse allo sport, seguite da feste e divertimento; in secondo piano, invece, solidarietà, formazione e cultura. In realtà la relazione tra volontariato ed educazione riguarda più aspetti e risulta di grande importanza nel percorso di crescita di un giovane. Ed ecco che un questionario rivolto a un pubblico specifico (i ragazzi e le ragazze che hanno partecipato in qualità di responsabili al Cre-Grest, il servizio ricreativo ed educativo estivo organizzato dalle diocesi) ha mostrato come per ben il 78% degli intervistati il proprio impegno in questa attività di volontariato permette di diventare più responsabili. Una consapevolezza di sé importante, specialmente in un'ottica di maturazione, di crescita e di responsabilizzazione. Una consapevolezza che si accompagna anche ad una più profonda conoscenza dell'altro: il 58,9% ha detto che quell'esperienza gli ha permesso di conoscere meglio i bambini e il 38% di conoscere meglio, per l'appunto, se stesso. Lavorando a stretto contatto con gli altri si impara a collaborare: ed ecco che, anche grazie all'esperienza di volontariato, il 44,5% ha detto di aver imparato

© 2020 College Board

a collaborare con i coetanei e il 14,2% con gli adulti. La formazione al volontariato diventa fondamentale per promuovere una cultura del dono e valorizzare il
25 protagonismo dei giovani, permettendo loro una sperimentazione sana e costruttiva. Tra gli obiettivi della formazione al volontariato vi è, inoltre, la possibilità altrettanto importante di accompagnare la crescita stimolando le competenze e aiutare, con l'esempio, a pensare ad un presente e a un futuro declinato al plurale.

Questo testo tratta di giovani e volontariato, con dati divisi per età e aree geografiche. La tabella originale è stata pubblicata il 20 novembre 2013 in Italia dalla redazione di *Donna in Affari*, un periodico italiano.

Giovani e volontariato

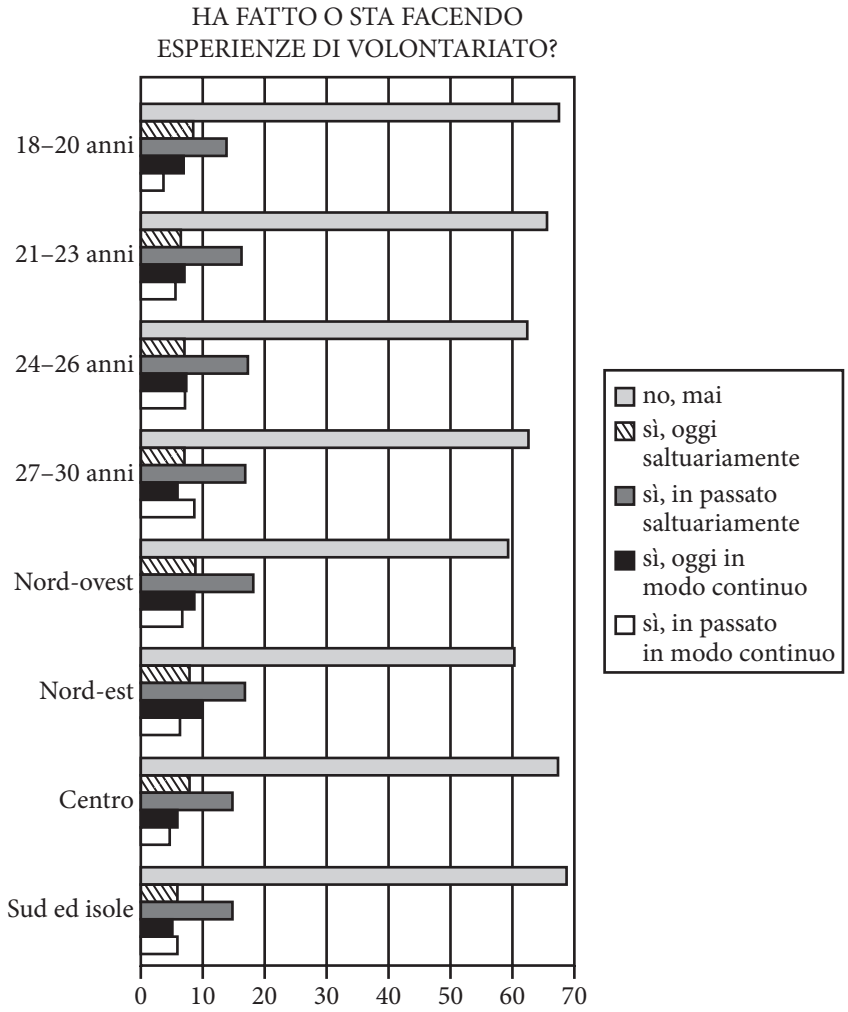

Percentuali basate su un campione di 9.000 persone in tutta Italia comprese fra i 18 e i 29 anni

© 2020 College Board

1. Quale aspetto del volontariato è esaminato nel testo?
   (A) Il contributo economico che apporta al territorio italiano
   (B) Il motivo per cui i Millenials non se ne interessano
   (C) Il modo in cui influenza positivamente gli individui e la società
   (D) Le caratteristiche demografiche di chi lo pratica regolarmente

2. Nell'articolo, qual è lo scopo del riferimento a Pierpaolo Triani?
   (A) Rendere omaggio all'organizzatore di un convegno sul volontariato
   (B) Introdurre la ricerca sulla quale l'argomento dell'articolo è basato
   (C) Dare un esempio di uno dei soggetti che ha fatto parte di uno studio
   (D) Menzionare il lavoro importante di un membro del personale di Cre-Grest

3. Secondo l'articolo, che cosa è Cre-Grest?
   (A) Un progetto di attività estive per i giovani
   (B) Un dopo scuola per studenti di ogni età
   (C) Una organizzazione di eventi sportivi
   (D) Un centro comunale per attività culturali

4. Quali aggettivi meglio descrivono il tono delle ultime due frasi dell'articolo?
   (A) Serio e oggettivo
   (B) Perplesso e riluttante
   (C) Affermativo e ottimista
   (D) Entusiasta e allegro

5. Secondo l'articolo, il 38% dei giovani che ha partecipato al Cre-Grest ha imparato
   (A) ad avere più pazienza quando lavora con i bambini
   (B) ad avere più coscienza di se
   (C) a lavorare meglio in gruppo
   (D) ad andare più d'accordo con gli adulti

6. Nel contesto dell'articolo, la parola {reference: protagonismo} significa
   (A) ambizione
   (B) partecipazione
   (C) autostima
   (D) generosità

© 2020 College Board

7. Il grafico suggerisce che il coinvolgimento dei giovani nelle attività di volontariato
   (A) sta scomparendo dal Centro d'Italia in su
   (B) sta diminuendo con il passare del tempo
   (C) è abbastanza simile per tutte le fasce di età
   (D) è più importante per i giovani che andranno all'università

8. Fai riferimento a entrambi l'articolo e il grafico. Quale tendenza generale si nota?
   (A) La maggior parte di quelli che praticano volontariato scelgono attività culturali.
   (B) Ci sono più organizzazioni di assistenza sociale nel Nord che nel Sud.
   (C) I giovani tra i 18 e i 20 anni tendono a praticare attività di volontariato rivolte al divertimento.
   (D) Circa due terzi della popolazione studiata non ha mai praticato volontariato.

9. Quale contrasto maggiore indica il grafico per quanto riguarda il volontariato saltuario?
   (A) Nel Nord-est in passato il numero di persone che praticavano volontariato era il triplo rispetto ad oggi.
   (B) Nel Sud e isole c'è il numero minore di persone coinvolte oggi in opere di volontariato rispetto alle altre regioni.
   (C) Nel Centro, in passato, le persone erano più coinvolte in opere di volontariato che nel resto del paese.
   (D) Nel Nord-ovest al momento le persone praticano più opere di volontariato che in passato.

10. Secondo il grafico, quale fascia di età dichiara di fare saltuariamente oggi più volontariato delle altre?
   (A) 18–20
   (B) 21–23
   (C) 24–26
   (D) 27–30

11. In base ai dati del grafico, quale descrizione caratterizza l'attività di volontariato dei partecipanti al sondaggio tra i 24 e i 26 anni?
   (A) Sono più numerosi dei partecipanti che non hanno mai praticato volontariato.
   (B) Praticano meno volontariato saltuario dei partecipanti delle altre fasce di età.
   (C) Praticano volontariato in modo continuo a circa gli stessi livelli oggi rispetto al passato.
   (D) Facevano più attività di volontariato continuo in passato che la fascia tra i 27 e i 30 anni.

© 2020 College Board

Questo testo tratta della carriera del cantante italiano Andrea Bocelli. L'intervista originale è stata pubblicata il 22 novembre 2010 in Italia da Daria Bignardi, conduttrice televisiva del programma «Le invasioni Barbariche», trasmesso sul canale televisivo italiano La7. Nel brano, si sente Bignardi che intervista Bocelli. Questo testo dura circa 2 minuti e mezzo.

Script

[60 second pause]

(WA) Qual è stato il momento in cui tu hai capito che che cantare sarebbe stato il tuo mestiere, eh, perché tu hai lasciato il conservatorio, eh, ti sei ribellato quasi a quello che sembrava, eh, avevi questa voce meravigliosa, tutti quando fin da bambino ti facevano cantare, però sembrava quasi che tu non . . . ti sei laureato in giurisprudenza.

(MA) Sì, sì, perché...

(WA) Volevi fare l'avvocato? Ci volevi privare di Bocelli?

(MA) Ho provato a fare anche questo, sì.

(WA) Perché?

(MA) Però, non si può andare contro al destino, cioè . . . io credo che quando c'è una vocazione, in fondo bisogna alla fine abbandonarsi all'idea di seguirla, c'è poco da fare. Perché, no, ma io lo sapevo fin da ragazzo perché già ai tempi del collegio i miei compagni mi chiedevano di cantare, no? E, a dispetto del fatto che io invece di cantare le canzoni di moda cantavo, magari, non so, «E lucevan le stelle», o qualche romanza da questa o da quell'altra opera e loro s'adattavano ad ascoltare queste cose qui. E me lo chiedevano ancora. Vuol dire che, vuol dire che ascoltavano volentieri e allora io ho pensato, se non si annoiano loro, bisognerà che nella vita mi toccherà fare anche questo. Suppongo che mi tocca . . . E poi, va beh, poi è stato sempre così perché poi, anche in vacanza, ogni volta che io magari ero fuori che giocavo a pallone con i miei amici, se arrivava qualche parente o amico, io dovevo smettere per andare a cantare, no? Perché i miei subito, «Fagli sentire come canti questo, fagli sentire come canti quello». E allora in quel periodo ho un po' avuto una ribellione, no? Perché ho pensato, eh, io non posso, cioè, non può, la vita non può essere solo questo, bisogna che sia anche qualcos'altro. E allora, non so per quale ragione, perché devo veramente, ci deve essere stata una ragione misteriosa. Mi sono iscritto poi a giurisprudenza e, malgrado tutto, ho finito, mi sono laureato.

(WA) Adesso è stata dura studiare, insomma, non non è neanche una materia sempliciss... è interessante perché poi è complessa però, intanto, tutti continuavano a chiederti, «Sing this».

(MA) Sì, «Sing for me».

(WA) «Sing for me», e tu, «No, devo studiare, c'ho un esame!» Magari, anche i professori dicevano...

(MA) No, no, diciamo che se mi capitava di dover cantare durante lo, durante lo studio di Diritto Privato o Penale, cantavo volentieri.

© 2020 College Board

12. Di che cosa tratta principalmente l'intervista?
    (A) Dell'importanza dell'infanzia di Bocelli sullo sviluppo delle sue capacità artistiche
    (B) Della differenza tra le scelte di vita fatte da Bocelli e quelle dei suoi compagni di scuola
    (C) Dell'influenza della famiglia di Bocelli sulla scelta dei suoi studi universitari
    (D) Delle esperienze di Bocelli da giovane prima di intraprendere una carriera musicale

13. Quando Bocelli parla degli anni del collegio, che cosa si deduce sul suo repertorio musicale?
    (A) Era composto da brani scritti e musicati da Bocelli.
    (B) Era più adatto ad un pubblico adulto anziché giovanile.
    (C) Si basava molto sul giudizio dei suoi compagni di scuola.
    (D) Si basava principalmente su tendenze musicali contemporanee.

14. Quando da giovane giocava a pallone con gli amici, Bocelli
    (A) cantava di fronte ai suoi compagni di gioco
    (B) doveva interrompere il gioco e tornare a casa dai genitori
    (C) si annoiava perché non gli interessava il gioco
    (D) voleva insegnare ai suoi amici a cantare

15. Qual è l'atteggiamento di Bocelli sull'idea di diventare avvocato?
    (A) Non lo sarebbe mai diventato perché non gli interessava.
    (B) Avrebbe preferito di diventarlo anziché diventare cantante.
    (C) Sente di aver deluso i suoi genitori perché non si è dedicato alla professione legale.
    (D) Rispetta il campo della giurisprudenza anche se ha scelto una strada diversa.

16. Per continuare l'intervista, quale sarebbe la domanda più logica da porre a Bocelli?
    (A) «Come scegli i titoli delle tue canzoni?»
    (B) «Come fai ad interpretare i gusti del pubblico?»
    (C) «Quando è stato il momento in cui hai raggiunto la fama come cantante?»
    (D) «Quando hai deciso di abbandonare gli studi e seguire il percorso della musica?»

© 2020 College Board

Section II: Free-Response Questions

Below are two sample free-response questions—numbers 1 and 4. (For more information on all four free-response questions, see page 166.)

Free-Response Question 1: Email Reply

Prompt/Directions:

You will write a reply to an email message. You have 15 minutes to read the message and write your reply.	Devi rispondere a un'email. Hai 15 minuti per leggere il messaggio e scrivere la tua risposta.
Your reply should include a greeting and a closing and should respond to all the questions and requests in the message. In your reply, you should also ask for more details about something mentioned in the message. Also, you should use a formal form of address.	La tua risposta deve includere una formula di apertura e di chiusura e rispondere a tutte le domande e richieste contenute nel messaggio. Inoltre, nella tua risposta devi chiedere ulteriori informazioni su qualcosa menzionato nel messaggio originale. Ricorda che devi scrivere la tua risposta in modo formale.

1. Il mittente di questo messaggio email è Gianluigi Parioli, direttore vendite di App/titudine, un'azienda che produce app per smartphone. Ricevi il messaggio perché avevi contattato App/titudine per ricevere l'elenco delle loro ultime applicazioni.

Da: App/titudine
Soggetto: Ricerca di mercato

Gentile cliente,

grazie per aver contattato la nostra azienda. Troverà la lista da Lei richiesta in allegato. Visto il Suo interesse per i nostri prodotti, Le saremmo grati se partecipasse ad un breve sondaggio. Le nostre app per smartphone sono all'avanguardia del mercato perché cerchiamo sempre di anticipare le esigenze di tutti i clienti. Ci interessano soprattutto le app di valutazione di servizi nell'ambito della ristorazione, del commercio, dell'educazione, ecc. Per ampliare la gamma dei nostri prodotti, Le vorremmo chiedere:

- Quali sono gli usi principali che Lei fa dello smartphone?
- Quale tipo di app potrebbe essere utile a uno studente come Lei?

Se risponde entro 48 ore, riceverà un buono sconto per acquistare un nuovo smartphone presso uno dei nostri negozi affiliati.

Cordiali saluti,

Gianluigi Parioli

Direttore Vendite App/titudine

© 2020 College Board

Free-Response Question 4: Cultural Comparison

Prompt/Directions:

You will make an oral presentation on a specific topic to your class. You will have 4 minutes to read the presentation topic and prepare your presentation. Then you will have 2 minutes to record your presentation.	Fai una relazione orale alla tua classe su un argomento specifico. Hai 4 minuti per leggere e preparare la tua relazione. Poi, hai 2 minuti per registrare la tua relazione.
In your presentation, compare an Italian-speaking community with which you are familiar to your own or another community. You should demonstrate your understanding of cultural features of this Italian-speaking community. You should also organize your presentation clearly.	Nella tua relazione, fai un confronto fra una realtà italiana che conosci bene e una realtà che hai osservato e in cui hai vissuto fino ad oggi oppure un'altra realtà di tua scelta. Devi dimostrare di conoscere aspetti culturali di questa realtà italiana. Organizza la tua relazione in modo chiaro.

2. Che effetto ha la struttura fisica della città (per esempio, i mercati, i parchi, le strade) sulla vita della gente che vive in una realtà italiana che conosci bene? Fai un confronto fra questa realtà e una realtà che hai osservato e in cui hai vissuto fino ad oggi oppure un'altra realtà di tua scelta. Nella tua relazione, puoi fare riferimento a cose che hai studiato, visto, conosciuto, ecc.

© 2020 College Board

Answer Key and Question Alignment to Course Framework

Multiple-Choice Question	Answer	Task Model	Skill	Learning Objective
1	C	Article and Chart	1.A	1.A.3
2	B	Article and Chart	3.A	3.A.2
3	A	Article and Chart	2.B	2.B.1
4	C	Article and Chart	3.A	3.A.3
5	B	Article and Chart	2.B	2.B.3
6	B	Article and Chart	4.A	4.A.2
7	C	Article and Chart	1.B	1.B.1
8	D	Article and Chart	2.B	2.B.2
9	B	Article and Chart	1.B	1.B.2
10	A	Article and Chart	1.B	1.B.2
11	C	Article and Chart	1.B	1.B.2
12	D	Interview	1.A	1.A.1
13	B	Interview	3.B	3.B.2
14	B	Interview	1.A	1.A.2
15	D	Interview	3.A	3.A.3
16	C	Interview	3.B	3.B.2

Free-Response Question	Question Type	Skill
1	Email Reply	1.A, 2.A, 2.B, 4.A, 4.B, 6.A, 6.B
4	Cultural Comparison	2.A, 2.B, 4.B, 7.B, 7.C, 7.D

© 2020 College Board

AP ITALIAN LANGUAGE AND CULTURE: SCORING RUBRICS FOR FREE-RESPONSE QUESTIONS

Free-Response Question: Email Reply (Question 1 on AP Exam)

5: STRONG

- Maintains the exchange with a response that is clearly appropriate within the context of the task
- Provides required information (responses to questions, request for details) with frequent elaboration
- Fully understandable, with ease and clarity of expression; occasional errors do not impede comprehensibility
- Varied and appropriate vocabulary and idiomatic language
- Accuracy and variety in grammar, syntax, and usage, with few errors
- Mostly consistent use of register appropriate for the situation; control of cultural conventions appropriate for formal correspondence (e.g., greeting, closing), despite occasional errors
- Variety of simple and compound sentences, and some complex sentences

4: GOOD

- Maintains the exchange with a response that is generally appropriate within the context of the task
- Provides most required information (responses to questions, request for details) with some elaboration
- Fully understandable, with some errors that do not impede comprehensibility
- Varied and generally appropriate vocabulary and idiomatic language
- General control of grammar, syntax, and usage
- Generally consistent use of register appropriate for the situation, except for occasional shifts; basic control of cultural conventions appropriate for formal correspondence (e.g., greeting, closing)
- Simple, compound, and a few complex sentences

3: FAIR

- Maintains the exchange with a response that is somewhat appropriate but basic within the context of the task
- Provides most required information (responses to questions, request for details)
- Generally understandable, with errors that may impede comprehensibility
- Appropriate but basic vocabulary and idiomatic language
- Some control of grammar, syntax, and usage
- Use of register may be inappropriate for the situation with several shifts; partial control of conventions for formal correspondence (e.g., greeting, closing), although these may lack cultural appropriateness
- Simple and a few compound sentences

2: WEAK

- Partially maintains the exchange with a response that is minimally appropriate within the context of the task
- Provides some required information (responses to questions, request for details)
- Partially understandable with errors that force interpretation and cause confusion for the reader
- Limited vocabulary and idiomatic language

© 2020 College Board

- Limited control of grammar, syntax, and usage
- Use of register is generally inappropriate for the situation; includes some conventions for formal correspondence (e.g., greeting, closing) with inaccuracies
- Simple sentences and phrases

1: POOR

- Unsuccessfully attempts to maintain the exchange by providing a response that is inappropriate within the context of the task
- Provides little required information (responses to questions, request for details)
- Barely understandable, with frequent or significant errors that impede comprehensibility
- Very few vocabulary resources
- Little or no control of grammar, syntax, and usage
- Minimal or no attention to register; includes significantly inaccurate or no conventions for formal correspondence (e.g., greeting, closing)
- Very simple sentences or fragments

0: UNACCEPTABLE

- Mere restatement of language from the stimulus
- Completely irrelevant to the stimulus
- "I don't know," "I don't understand," or equivalent in any language
- Not in the language of the exam

- (hyphen): BLANK (no response)

Free-Response Question: Argumentative Essay (Question 2 on AP Exam)

5: STRONG

- Effective treatment of topic within the context of the task
- Demonstrates a high degree of comprehension of the sources' viewpoints, with very few minor inaccuracies
- Integrates content from all three sources in support of an argument
- Presents and defends the student's own position on the topic with a high degree of clarity; develops an argument with coherence and detail
- Organized essay; effective use of transitional elements or cohesive devices
- Fully understandable, with ease and clarity of expression; occasional errors do not impede comprehensibility
- Varied and appropriate vocabulary and idiomatic language
- Accuracy and variety in grammar, syntax and usage, with few errors
- Develops paragraph-length discourse with a variety of simple and compound sentences, and some complex sentences

4: GOOD

- Generally effective treatment of topic within the context of the task
- Demonstrates comprehension of the sources' viewpoints; may include a few inaccuracies
- Summarizes, with limited integration, content from all three sources in support of an argument
- Presents and defends the student's own position on the topic with clarity; develops an argument with coherence

© 2020 College Board

- Organized essay; some effective use of transitional elements or cohesive devices
- Fully understandable, with some errors that do not impede comprehensibility
- Varied and generally appropriate vocabulary and idiomatic language
- General control of grammar, syntax, and usage
- Develops mostly paragraph-length discourse with simple, compound, and a few complex sentences

3: FAIR

- Suitable treatment of topic within the context of the task
- Demonstrates a moderate degree of comprehension of the sources' viewpoints; includes some inaccuracies
- Summarizes content from at least two sources in support of an argument
- Presents and defends the student's own position on the topic; develops an argument with some coherence
- Some organization; limited use of transitional elements or cohesive devices
- Generally understandable, with errors that may impede comprehensibility
- Appropriate but basic vocabulary and idiomatic language
- Some control of grammar, syntax, and usage
- Uses strings of mostly simple sentences, with a few compound sentences

2: WEAK

- Unsuitable treatment of topic within the context of the task
- Demonstrates a low degree of comprehension of the sources' viewpoints; information may be limited or inaccurate
- Summarizes content from one or two sources; may not support an argument
- Presents, or at least suggests, the student's own position on the topic; develops an argument somewhat incoherently
- Limited organization; ineffective use of transitional elements or cohesive devices
- Partially understandable, with errors that force interpretation and cause confusion for the reader
- Limited vocabulary and idiomatic language
- Limited control of grammar, syntax, and usage
- Uses strings of simple sentences and phrases

1: POOR

- Almost no treatment of topic within the context of the task
- Demonstrates poor comprehension of the sources' viewpoints; includes frequent and significant inaccuracies
- Mostly repeats statements from sources or may not refer to any sources
- Minimally suggests the student's own position on the topic; argument is undeveloped or incoherent
- Little or no organization; absence of transitional elements and cohesive devices
- Barely understandable, with frequent or significant errors that impede comprehensibility
- Very few vocabulary resources
- Little or no control of grammar, syntax, and usage
- Very simple sentences or fragments

© 2020 College Board

0: UNACCEPTABLE

- Mere restatement of language from the prompt
- Clearly does not respond to the prompt; completely irrelevant to the topic
- "I don't know," "I don't understand," or equivalent in any language
- Not in the language of the exam

- (hyphen): BLANK (no response)

Clarification Note:

There is no single expected format or style for referring to and identifying sources appropriately. For example, test takers may opt to: directly cite content in quotation marks; paraphrase content and indicate that it is "according to Source 1" or "according to the audio file"; refer to the content and indicate the source in parentheses ["(Source 2)"]; refer to the content and indicate the source using the author's name ["(Smith)"]; etc.

Free-Response Question: Conversation (Question 3 on AP Exam)

5: STRONG

- Maintains the exchange with a series of responses that is clearly appropriate within the context of the task
- Provides required information (e.g., responses to questions, statement and support of opinion) with frequent elaboration
- Fully understandable, with ease and clarity of expression; occasional errors do not impede comprehensibility
- Varied and appropriate vocabulary and idiomatic language
- Accuracy and variety in grammar, syntax, and usage, with few errors
- Mostly consistent use of register appropriate for the conversation
- Pronunciation, intonation, and pacing make the response comprehensible; errors do not impede comprehensibility
- Clarification or self-correction (if present) improves comprehensibility

4: GOOD

- Maintains the exchange with a series of responses that is generally appropriate within the context of the task
- Provides most required information (e.g., responses to questions, statement and support of opinion) with some elaboration
- Fully understandable, with some errors that do not impede comprehensibility
- Varied and generally appropriate vocabulary and idiomatic language
- General control of grammar, syntax, and usage
- Generally consistent use of register appropriate for the conversation, except for occasional shifts
- Pronunciation, intonation and pacing make the response mostly comprehensible; errors do not impede comprehensibility
- Clarification or self-correction (if present) usually improves comprehensibility

3: FAIR

- Maintains the exchange with a series of responses that is somewhat appropriate within the context of the task
- Provides most required information (e.g., responses to questions, statement and support of opinion)
- Generally understandable, with errors that may impede comprehensibility

© 2020 College Board

- Appropriate but basic vocabulary and idiomatic language
- Some control of grammar, syntax, and usage
- Use of register may be inappropriate for the conversation with several shifts
- Pronunciation, intonation, and pacing make the response generally comprehensible; errors occasionally impede comprehensibility
- Clarification or self-correction (if present) sometimes improves comprehensibility

2: WEAK

- Partially maintains the exchange with a series of responses that is minimally appropriate within the context of the task
- Provides some required information (e.g., responses to questions, statement and support of opinion)
- Partially understandable, with errors that force interpretation and cause confusion for the listener
- Limited vocabulary and idiomatic language
- Limited control of grammar, syntax, and usage
- Use of register is generally inappropriate for the conversation
- Pronunciation, intonation, and pacing make the response difficult to comprehend at times; errors impede comprehensibility
- Clarification or self-correction (if present) usually does not improve comprehensibility

1: POOR

- Unsuccessfully attempts to maintain the exchange by providing a series of responses that is inappropriate within the context of the task
- Provides little required information (e.g., responses to questions, statement and support of opinion)
- Barely understandable, with frequent or significant errors that impede comprehensibility
- Very few vocabulary resources
- Little or no control of grammar, syntax, and usage
- Minimal or no attention to register
- Pronunciation, intonation, and pacing make the response difficult to comprehend; errors impede comprehensibility
- Clarification or self-correction (if present) does not improve comprehensibility

0: UNACCEPTABLE performance in Interpersonal Speaking

- Mere restatement of language from the prompts
- Clearly does not respond to the prompts; completely irrelevant to the topic
- "I don't know," "I don't understand," or equivalent in English
- Clearly responds to the prompts in English

NR (No Response): BLANK (no response although recording equipment is functioning)

Free-Response Question: Cultural Comparison (Question 4 on AP Exam)

5: STRONG

- Effective treatment of topic within the context of the task
- Clearly compares the target culture with the student's own or another community, including supporting details and relevant examples.

© 2020 College Board

- Demonstrates understanding of the target culture, despite a few minor inaccuracies
- Organized presentation; effective use of transitional elements or cohesive devices
- Fully understandable, with ease and clarity of expression; occasional errors do not impede comprehensibility
- Varied and appropriate vocabulary and idiomatic language
- Accuracy and variety in grammar, syntax, and usage, with few errors
- Mostly consistent use of register appropriate for the presentation
- Pronunciation, intonation, and pacing make the response comprehensible; errors do not impede comprehensibility
- Clarification or self-correction (if present) improves comprehensibility

4: GOOD

- Generally effective treatment of topic within the context of the task
- Compares the target culture with the student's own or another community, including some supporting details and mostly relevant examples
- Demonstrates some understanding of the target culture, despite minor inaccuracies
- Organized presentation; some effective use of transitional elements or cohesive devices
- Fully understandable, with some errors that do not impede comprehensibility
- Varied and generally appropriate vocabulary and idiomatic language
- General control of grammar, syntax, and usage
- Generally consistent use of register appropriate for the presentation, except for occasional shifts
- Pronunciation, intonation, and pacing make the response mostly comprehensible; errors do not impede comprehensibility
- Clarification or self-correction (if present) usually improves comprehensibility

3: FAIR

- Suitable treatment of topic within the context of the task
- Compares the target culture with the student's own or another community, including a few supporting details and examples
- Demonstrates a basic understanding of the target culture, despite inaccuracies
- Some organization; limited use of transitional elements or cohesive devices
- Generally understandable, with errors that may impede comprehensibility
- Appropriate but basic vocabulary and idiomatic language
- Some control of grammar, syntax, and usage
- Use of register may be inappropriate for the presentation with several shifts
- Pronunciation, intonation, and pacing make the response generally comprehensible; errors occasionally impede comprehensibility
- Clarification or self-correction (if present) sometimes improves comprehensibility

2: WEAK

- Unsuitable treatment of topic within the context of the task
- Presents information about the target culture and the student's own or another community, but may not compare them; consists mostly of statements with no development

© 2020 College Board

- Demonstrates a limited understanding of the target culture; may include several inaccuracies
- Limited organization; ineffective use of transitional elements or cohesive devices
- Partially understandable, with errors that force interpretation and cause confusion for the listener
- Limited vocabulary and idiomatic language
- Limited control of grammar, syntax, and usage
- Use of register is generally inappropriate for the presentation
- Pronunciation, intonation, and pacing make the response difficult to comprehend at times; errors impede comprehensibility
- Clarification or self-correction (if present) usually does not improve comprehensibility

1: POOR

- Almost no treatment of topic within the context of the task
- Presents information only about the target culture or only about the student's own or another community, and may not include examples
- Demonstrates minimal understanding of the target culture; generally inaccurate
- Little or no organization; absence of transitional elements and cohesive devices
- Barely understandable, with frequent or significant errors that impede comprehensibility
- Very few vocabulary resources
- Little or no control of grammar, syntax, and usage
- Minimal or no attention to register
- Pronunciation, intonation, and pacing make the response difficult to comprehend; errors impede comprehensibility
- Clarification or self-correction (if present) does not improve comprehensibility

0: UNACCEPTABLE

- Mere restatement of language from the prompt
- Clearly does not respond to the prompt; completely irrelevant to the topic
- "I don't know," "I don't understand," or equivalent in English
- Clearly responds to the prompt in English

NR (No Response): BLANK (no response although recording equipment is functioning)

Clarification Notes:

- The term "community" can refer to something as large as a continent or as small as a family unit.
- The phrase "target culture" can refer to any community large or small associated with the target language.

The scoring information for the questions within this course and exam description, along with further exam resources, can be found on the **AP Italian Language and Culture Exam Page** on AP Central.

© 2020 College Board

Scoring Guidelines

Question 1: Email Reply

Prompt/Directions:

You will write a reply to an email message. You have 15 minutes to read the message and write your reply.

Your reply should include a greeting and a closing and should respond to all the questions and requests in the message. In your reply, you should also ask for more details about something mentioned in the message. Also, you should use a formal form of address.

Devi rispondere a un'email. Hai 15 minuti per leggere il messaggio e scrivere la tua risposta.

La tua risposta deve includere una formula di apertura e di chiusura e rispondere a tutte le domande e richieste contenute nel messaggio. Inoltre, nella tua risposta devi chiedere ulteriori informazioni su qualcosa menzionato nel messaggio originale. Ricorda che devi scrivere la tua risposta in modo formale.

1. **Il mittente di questo messaggio email è Gianluigi Parioli, direttore vendite di App/titudine, un'azienda che produce app per smartphone. Ricevi il messaggio perché avevi contattato App/titudine per ricevere l'elenco delle loro ultime applicazioni.**

Da: App/titudine
Soggetto: Ricerca di mercato

Gentile cliente,

grazie per aver contattato la nostra azienda. Troverà la lista da Lei richiesta in allegato. Visto il Suo interesse per i nostri prodotti, Le saremmo grati se partecipasse ad un breve sondaggio. Le nostre app per smartphone sono all'avanguardia del mercato perché cerchiamo sempre di anticipare le esigenze di tutti i clienti. Ci interessano soprattutto le app di valutazione di servizi nell'ambito della ristorazione, del commercio, dell'educazione, ecc. Per ampliare la gamma dei nostri prodotti, Le vorremmo chiedere:

- Quali sono gli usi principali che Lei fa dello smartphone?
- Quale tipo di app potrebbe essere utile a uno studente come Lei?

Se risponde entro 48 ore, riceverà un buono sconto per acquistare un nuovo smartphone presso uno dei nostri negozi affiliati.

Cordiali saluti,

Gianluigi Parioli

Direttore Vendite App/titudine

© 2020 College Board

General Scoring Notes

When applying the scoring guidelines, the response does not need to meet every single criterion in a column. You should award the score according to the preponderance of evidence.

© 2020 College Board

Scoring Guidelines for Question 1: Email Reply

Skills: 1.A 2.A 2.B 4.A 4.B 6.A 6.B

5 points

1 Poor	2 Weak	3 Fair	4 Good	5 Strong
• Unsuccessfully attempts to maintain the exchange by providing a response that is inappropriate within the context of the task	• Partially maintains the exchange with a response that is minimally appropriate within the context of the task	• Maintains the exchange with a response that is somewhat appropriate but basic within the context of the task	• Maintains the exchange with a response that is generally appropriate within the context of the task	• Maintains the exchange with a response that is clearly appropriate within the context of the task
• Provides little required information (responses to questions, request for details)	• Provides some required information (responses to questions, request for details)	• Provides most required information (responses to questions, request for details)	• Provides most required information (responses to questions, request for details) with some elaboration	• Provides required information (responses to questions, request for details) with frequent elaboration
• Barely understandable, with frequent or significant errors that impede comprehensibility	• Partially understandable with errors that force interpretation and cause confusion for the reader	• Generally understandable, with errors that may impede comprehensibility	• Fully understandable, with some errors that do not impede comprehensibility	• Fully understandable, with ease and clarity of expression; occasional errors do not impede comprehensibility
• Very few vocabulary resources	• Limited vocabulary and idiomatic language	• Appropriate but basic vocabulary and idiomatic language	• Varied and generally appropriate vocabulary and idiomatic language	• Varied and appropriate vocabulary and idiomatic language
• Little or no control of grammar, syntax, and usage	• Limited control of grammar, syntax, and usage	• Some control of grammar, syntax, and usage	• General control of grammar, syntax, and usage	• Accuracy and variety in grammar, syntax, and usage, with few errors
• Minimal or no attention to register; includes significantly inaccurate or no conventions for formal correspondence (e.g., greeting, closing)	• Use of register is generally inappropriate for the situation; includes some conventions for formal correspondence (e.g., greeting, closing) with inaccuracies	• Use of register may be inappropriate for the situation with several shifts; partial control of conventions for formal correspondence (e.g., greeting, closing), although these may lack cultural appropriateness	• Generally consistent use of register appropriate for the situation, except for occasional shifts; basic control of cultural conventions appropriate for formal correspondence (e.g., greeting, closing)	• Mostly consistent use of register appropriate for the situation; control of cultural conventions appropriate for formal correspondence (e.g., greeting, closing), despite occasional errors
• Very simple sentences or fragments	• Simple sentences and phrases	• Simple and a few compound sentences	• Simple, compound, and a few complex sentences	• Variety of simple and compound sentences, and some complex sentences

0: UNACCEPTABLE

- Mere restatement of language from the stimulus
- Completely irrelevant to the stimulus
- "I don't know," "I don't understand," or equivalent in any language
- Not in the language of the exam

BLANK: (no response)

© 2020 College Board

Question 4: Cultural Presentation

Prompt/Directions:

You will make an oral presentation on a specific topic to your class. You will have 4 minutes to read the presentation topic and prepare your presentation. Then you will have 2 minutes to record your presentation.	Fai una relazione orale alla tua classe su un argomento specifico. Hai 4 minuti per leggere e preparare la tua relazione. Poi, hai 2 minuti per registrare la tua relazione.
In your presentation, compare an Italian-speaking community with which you are familiar to your own or another community. You should demonstrate your understanding of cultural features of this Italian-speaking community. You should also organize your presentation clearly.	Nella tua relazione, fai un confronto fra una realtà italiana che conosci bene e una realtà che hai osservato e in cui hai vissuto fino ad oggi oppure un'altra realtà di tua scelta. Devi dimostrare di conoscere aspetti culturali di questa realtà italiana. Organizza la tua relazione in modo chiaro.

2. Che effetto ha la struttura fisica della città (per esempio, i mercati, i parchi, le strade) sulla vita della gente che vive in una realtà italiana che conosci bene? Fai un confronto fra questa realtà e una realtà che hai osservato e in cui hai vissuto fino ad oggi oppure un'altra realtà di tua scelta. Nella tua relazione, puoi fare riferimento a cose che hai studiato, visto, conosciuto, ecc.

© 2020 College Board

Scoring Guidelines for Question 4: Cultural Comparison

Skills: 1.A 2.A 2.B 4.B 7.B 7.C 7.D **5 points**

1 Poor	2 Weak	3 Fair	4 Good	5 Strong
• Almost no treatment of topic within the context of the task	• Unsuitable treatment of topic within the context of the task	• Suitable treatment of topic within the context of the task	• Generally effective treatment of topic within the context of the task	• Effective treatment of topic within the context of the task
• Presents information only about the target culture or only about the student's own or another community, and may not include examples	• Presents information about the target culture and the student's own or another community, but may not compare them; consists mostly of statements with no development	• Compares the target culture with the student's own or another community, including a few supporting details and examples	• Compares the target culture with the student's own or another community, including some supporting details and mostly relevant examples	• Clearly compares the target culture with the student's own or another community, including supporting details and relevant examples
• Demonstrates minimal understanding of the target culture; generally inaccurate	• Demonstrates a limited understanding of the target culture; may include several inaccuracies	• Demonstrates a basic understanding of the target culture, despite inaccuracies	• Demonstrates some understanding of the target culture, despite minor inaccuracies	• Demonstrates understanding of the target culture, despite a few minor inaccuracies
• Little or no organization; absence of transitional elements and cohesive devices	• Limited organization; ineffective use of transitional elements or cohesive devices	• Some organization; limited use of transitional elements or cohesive devices	• Organized presentation; some effective use of transitional elements or cohesive devices	• Organized presentation; effective use of transitional elements or cohesive devices
• Barely understandable, with frequent or significant errors that impede comprehensibility	• Partially understandable, with errors that force interpretation and cause confusion for the listener	• Generally understandable, with errors that may impede comprehensibility	• Fully understandable, with some errors that do not impede comprehensibility	• Fully understandable, with ease and clarity of expression; occasional errors do not impede comprehensibility
• Very few vocabulary resources	• Limited vocabulary and idiomatic language	• Appropriate but basic vocabulary and idiomatic language	• Varied and generally appropriate vocabulary and idiomatic language	• Varied and appropriate vocabulary and idiomatic language
• Little or no control of grammar, syntax, and usage	• Limited control of grammar, syntax, and usage	• Some control of grammar, syntax, and usage	• General control of grammar, syntax, and usage	• Accuracy and variety in grammar, syntax, and usage, with few errors
• Minimal or no attention to register	• Use of register is generally inappropriate for the presentation	• Use of register may be inappropriate for the presentation with several shifts	• Generally consistent use of register appropriate for the presentation, except for occasional shifts	• Mostly consistent use of register appropriate for the presentation
• Pronunciation, intonation, and pacing make the response difficult to comprehend; errors impede comprehensibility	• Pronunciation, intonation, and pacing make the response difficult to comprehend at times; errors impede comprehensibility	• Pronunciation, intonation, and pacing make the response generally comprehensible; errors occasionally impede comprehensibility	• Pronunciation, intonation, and pacing make the response mostly comprehensible; errors do not impede comprehensibility	• Pronunciation, intonation, and pacing make the response comprehensible; errors do not impede comprehensibility
• Clarification or self-correction (if present) does not improve comprehensibility	• Clarification or self-correction (if present) usually does not improve comprehensibility	• Clarification or self-correction (if present) sometimes improves comprehensibility	• Clarification or self-correction (if present) usually improves comprehensibility	• Clarification or self-correction (if present) improves comprehensibility

continued on next page

© 2020 College Board

0: UNACCEPTABLE

- Mere restatement of language from the prompt
- Clearly does not respond to the prompt; completely irrelevant to the topic
- "I don't know," "I don't understand," or equivalent in English
- Clearly responds to the prompt in English

NR (No Response): BLANK (no response although recording equipment is functioning)

Clarification Notes:

- The term "community" can refer to something as large as a continent or as small as a family unit.
- The phrase "target culture" can refer to any community, large or small, associated with the target language.

© 2020 College Board

CollegeBoard AP®

collegeboard.org

© 2020 College Board. 00762-128

IEP AND 504 ACCOMMODATIONS AND MODIFICATIONS FOR EARLY CHILDHOOD AND ELEMENTARY SCHOOL STUDENTS:

Large print textbooks
Textbooks for at-home use
Additional time for assignments
Review of directions
Use of mnemonics
Have student restate information
Concrete examples
Adaptive writing utensils
Support auditory presentations with visuals
Use of a study carrel
Assistance in maintaining uncluttered space
Weekly home-school communication tools (notebook, daily log, phone calls or email messages)
Space for movement or breaks
Study sheets and teacher outlines
Extra visual and verbal cues and prompts
Math sheets with highlighted instructions
Graph paper to assist in organizing or lining up math problems
Use of computers and calculators
Books on tape
Graphic organizers
Quiet corner or room to calm down and relax when anxious
Preferential seating
Alteration of the classroom arrangement
Reduction of distractions
Answers to be dictated
Hands-on activities
Use of manipulatives
No penalty for spelling errors or sloppy handwriting
Follow a routine/schedule
Alternate quiet and active time
Teach time management skills
Rest breaks
Verbal and visual cues regarding directions and staying on task
Agenda book and checklists
Adjusted assignment timelines
Visual daily schedule

Varied reinforcement procedures
Immediate feedback
Work-in-progress check
Personalized examples

TESTING AND ASSESSMENT ACCOMMODATIONS AND MODIFICATIONS:

Answers to be dictated
Frequent rest breaks
Additional time
Oral testing
Untimed tests
Choice of test format (multiple-choice, essay, true-false)
Alternate ways to evaluate (projects or oral presentations instead of written tests)
Accept short answers
Open-book tests
Read test and directions to student
Provide study outline prior to tests
Highlight key directions
Test in alternative site
Use of calculator
Extra credit option
Preview test procedures
Simplified test wording; rephrased test questions and/or directions

GENERAL ACCOMMODATIONS AND MODIFICATIONS:

Use of alternative books or materials on the topic being studied
Computerized spell-check support
Word bank of choices for answers to test questions
Provision of calculator and/or number line for math tests
Reworded questions in simpler language
Projects instead of written reports
Highlighting important words or phrases in reading assignments
Modified workload or length of assignments/tests
Modified time demands
Modified grades based on IEP

BEHAVIOR ACCOMMODATIONS MODIFICATIONS:

Breaks between tasks
Cue expected behavior
Daily feedback to student
Have contingency plans
Use de-escalating strategies
Use positive reinforcement
Use proximity/touch control
Use peer supports and mentoring
Model expected behavior by adults
Have parent sign homework
Have parent sign behavior chart
Set and post class rules
Chart progress and maintain data

SPRINGFIELD PUBLIC SCHOOLS

ENGAGING STUDENTS • FOSTERING ACHIEVEMENT • CULTIVATING 21ST CENTURY GLOBAL SKILLS

IEP AND 504 ACCOMODATIONS AND MODIFICATIONS FOR MIDDLE AND HIGH SCHOOL STUDENTS:

Large print textbooks
Textbooks for at-home use
Additional time for assignments
A locker with adapted lock
Review of directions
Review sessions
Use of mnemonics
Have student restate information
Provision of notes or outlines
Concrete examples
Adaptive writing utensils
Support auditory presentations with visuals
Weekly or bi-weekly home-school communication
Space for movement or breaks
Study sheets and teacher outlines
Extra visual and verbal cues and prompts
Lab and math sheets with highlighted instructions
Graph paper to assist in organizing or lining up math problems
Use of tape recorder for lectures
Use of Interactive notebook
Use of a scribe
Use of computers and calculators
Books on tape
Graphic organizers
Quiet corner or room to calm down and relax when anxious
Preferential seating
Alteration of the classroom arrangement
Reduction of distractions
Answers to be dictated
Hands-on activities
Ability to type all assignments
Follow a routine/schedule
Teach time management and organizational skills
Rest breaks
Verbal and visual cues regarding directions and staying on task
Agenda book and checklists
Daily check-in with case manager or special education teacher
Adjusted assignment timelines
Visual daily schedule

Varied reinforcement procedures
Immediate feedback
Work-in-progress check
Personalized examples

TESTING AND ASSESSMENT ACCOMMODATIONS AND MODIFICATIONS:

Answers to be dictated
Frequent rest breaks
Additional time
Oral testing
Choice of test format (multiple-choice, essay, true-false)
Alternate ways to evaluate (projects or oral presentations instead of written tests)
Accept short answers
Open-book or open-note tests
Read test and directions to student
Provide study guides prior to tests
Highlight key directions
Test in alternative site
Use of calculator
Extra credit option
Pace long-term projects
Preview test procedures
Simplified test wording; rephrased test questions and/or directions

GENERAL ACCOMMODATIONS AND MODIFICATIONS:

Allow outlining, instead of writing for an essay or major project
Use of alternative books or materials on the topic being studied
Computerized spell-check support
Word bank of choices for answers to test questions
Provision of calculator for math tests
Film or video supplements in place of reading text
Reworded questions in simpler language
Projects instead of written reports
Highlighting important words or phrases in reading assignments
Modified workload or length of assignments/tests
Modified time demands

Pass/no pass option
Modified grades based on IEP

BEHAVIOR ACCOMMODATIONS FOR STUDENTS:

Breaks between tasks
Cue expected behavior
Daily feedback to student
Have contingency plans
Use de-escalating strategies
Use positive reinforcement
Use proximity/touch control
Use peer supports and mentoring
Model expected behavior by adults
Have parent sign homework
Set and post class rules
Chart progress and maintain data

SPRINGFIELD PUBLIC SCHOOLS

ENGAGING STUDENTS • FOSTERING ACHIEVEMENT • CULTIVATING 21ST CENTURY GLOBAL SKILLS

Accommodations and Modifications for ESL Students

Give tests orally
Give instructions/directions in writing and orally
Assign a peer tutor, same language or English speaking
Allow use of bilingual/translation dictionary
Provide summaries of text or study guides of particular chapters
Allow errors in speaking
Allow errors in writing
Accept writing in first language
Highlight key vocabulary
Reduce amount of work required
Assess comprehension through demonstration or other alternative means (gestures, drawings)
Rephrase questions, directions, and explanations
Reduce multiple choices on assessments
Provide study guides and/ or outlines
Shorten reading assignments
Allow extended time for test/project completion
Use of audio books
Use of graphic organizers
Use reduced text, so that print is not dense
Use visuals/pictures throughout lesson/unit/assignemt
Adapt homework to reflect language proficiency/home support
Adapt homework to reflect home support
Provide hands-on activities and explanations
Allow extended time to answer questions, and permit drawing, as an explanation
Use of translation dictionaries to locate words in the native language
Use anecdotal records and portfolio of work as forms of assessment
Use story retellings to assess comprehension