

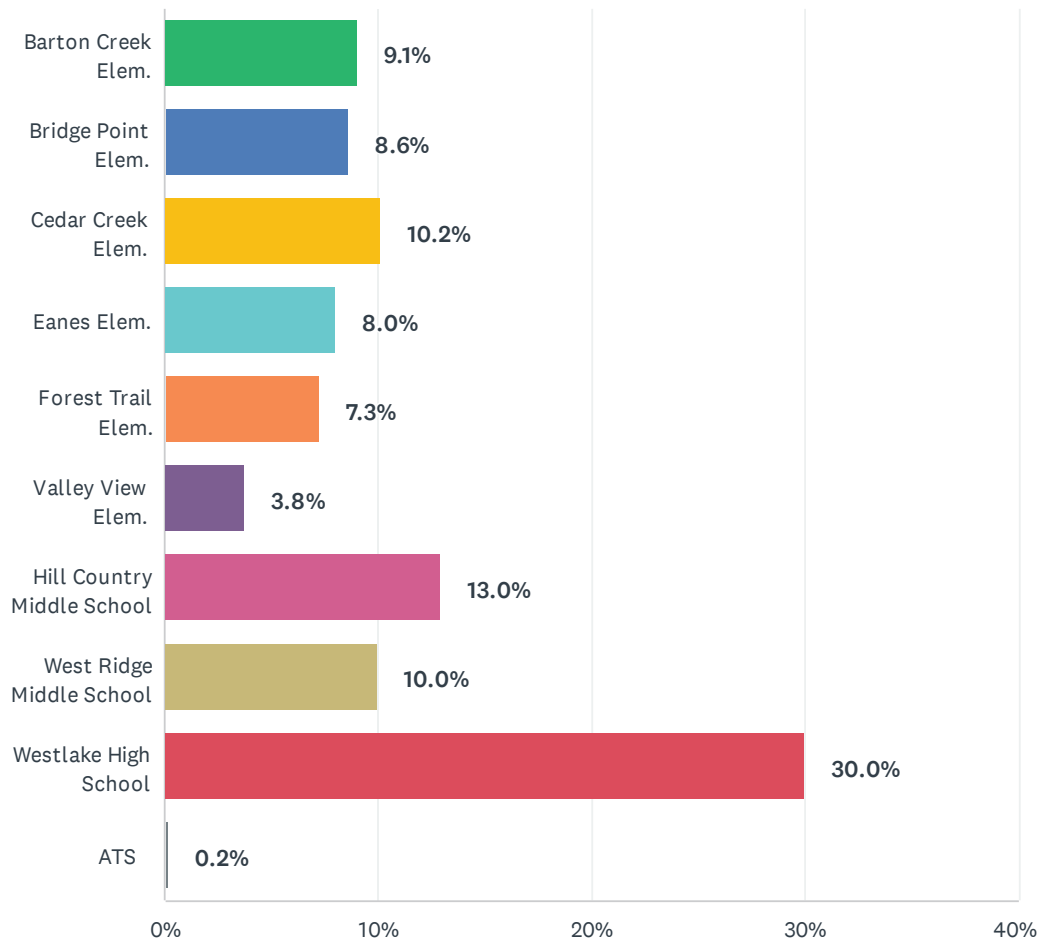


Parent Climate Survey November 2022

1899 Total Responses

Q1 What school does your child attend?

Answered: 1,899 Skipped: 0

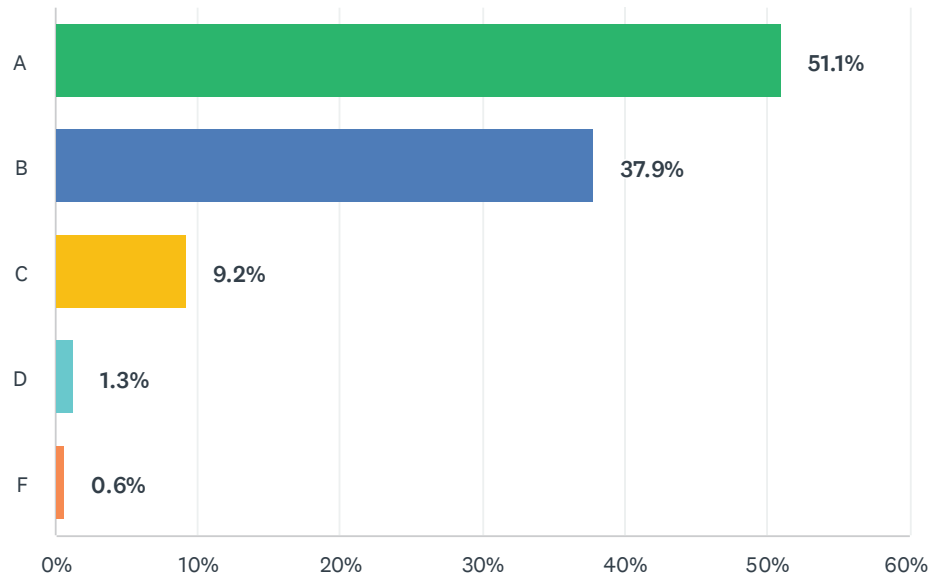


Parent Climate Survey 2022

ANSWER CHOICES	RESPONSES	
Barton Creek Elem.	9.1%	172
Bridge Point Elem.	8.6%	163
Cedar Creek Elem.	10.2%	193
Eanes Elem.	8.0%	152
Forest Trail Elem.	7.3%	138
Valley View Elem.	3.8%	72
Hill Country Middle School	13.0%	246
West Ridge Middle School	10.0%	189
Westlake High School	30.0%	570
ATS	0.2%	4
TOTAL		1,899

Q2 What grade would you give {{ Q1 }} for how well it is educating your child? Please tell us what rating you would give the quality of your child's school. On this scale, "A" represents outstanding, "C" is average and "F" is failing.

Answered: 1,822 Skipped: 77



ANSWER CHOICES	RESPONSES	
A	51.1%	931
B	37.9%	690
C	9.2%	167
D	1.3%	23
F	0.6%	11
TOTAL		1,822

Q3 What are we doing well?

Answered: 568 Skipped: 1,331

Due to the personal and identifiable information the open-ended survey comments contain, we will not share them publicly. Instead, we are sharing the predetermined responses that provide quantifiable data that allows for easier analysis and comparison.

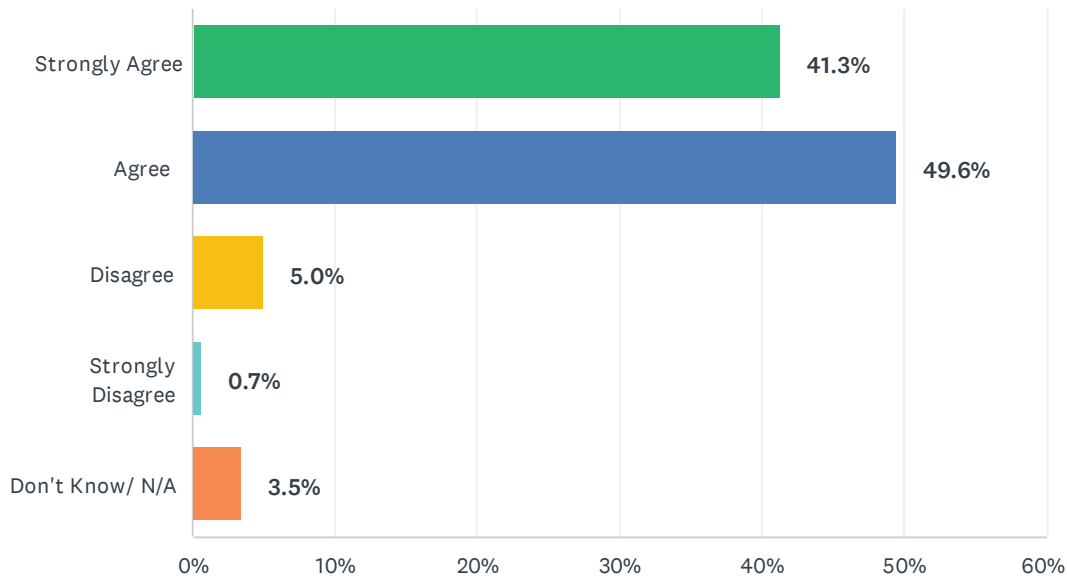
Q4 What we can do to improve?

Answered: 600 Skipped: 1,299

Due to the personal and identifiable information the open-ended survey comments contain, we will not share them publicly. Instead, we are sharing the predetermined responses that provide quantifiable data that allows for easier analysis and comparison.

Q5 My child is being prepared to do well in the next grade level.

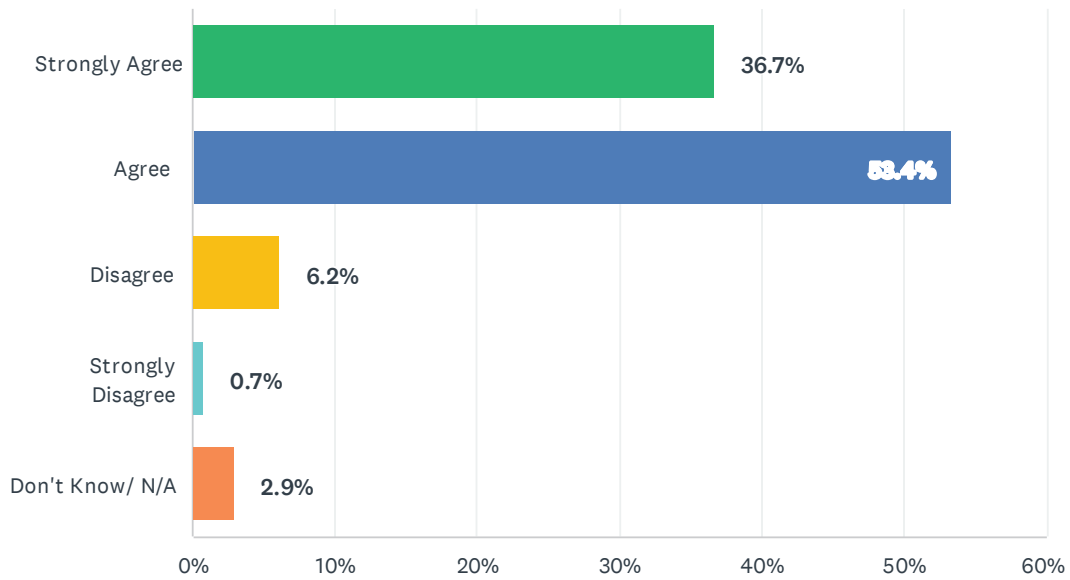
Answered: 1,503 Skipped: 396



ANSWER CHOICES	RESPONSES	
Strongly Agree	41.3%	621
Agree	49.6%	745
Disagree	5.0%	75
Strongly Disagree	0.7%	10
Don't Know/ N/A	3.5%	52
TOTAL		1,503

Q6 My child is receiving effective instruction.

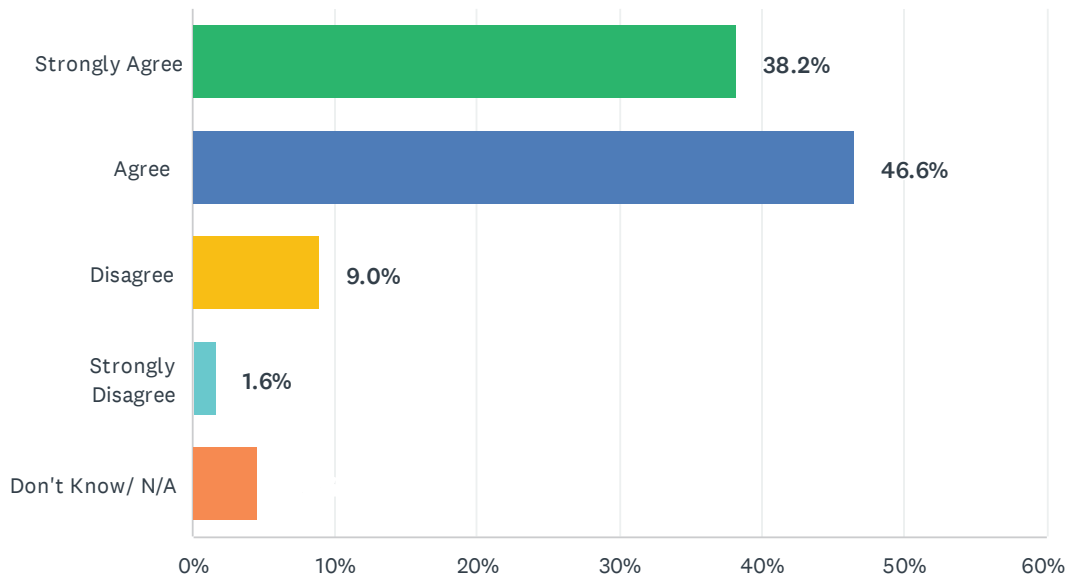
Answered: 1,500 Skipped: 399



ANSWER CHOICES	RESPONSES	
Strongly Agree	36.7%	551
Agree	53.4%	801
Disagree	6.2%	93
Strongly Disagree	0.7%	11
Don't Know/ N/A	2.9%	44
TOTAL		1,500

Q7 Teachers set high expectations for my child's learning.

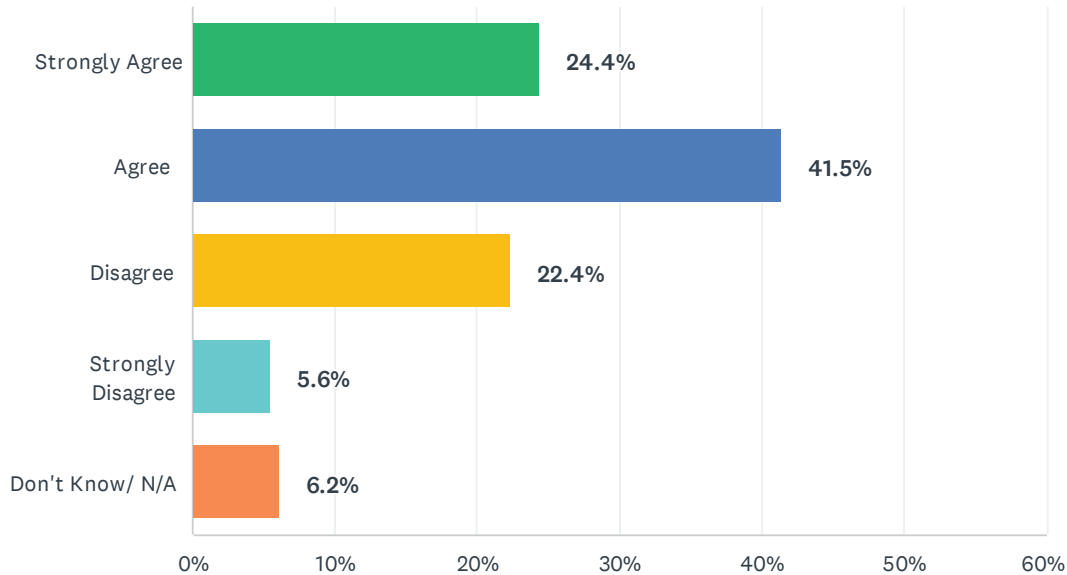
Answered: 1,497 Skipped: 402



ANSWER CHOICES	RESPONSES	
Strongly Agree	38.2%	572
Agree	46.6%	698
Disagree	9.0%	135
Strongly Disagree	1.6%	24
Don't Know/ N/A	4.5%	68
TOTAL		1,497

Q8 Teachers give me useful information about how to help my child do well in school.

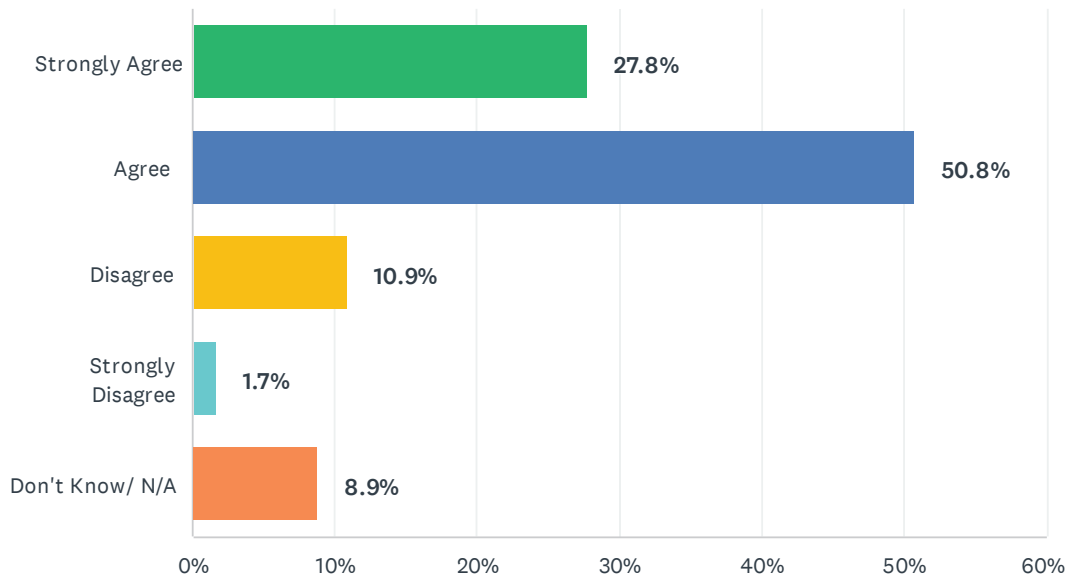
Answered: 1,495 Skipped: 404



ANSWER CHOICES	RESPONSES	
Strongly Agree	24.4%	365
Agree	41.5%	620
Disagree	22.4%	335
Strongly Disagree	5.6%	83
Don't Know/ N/A	6.2%	92
TOTAL		1,495

Q9 Classroom activities keep my child engaged in learning.

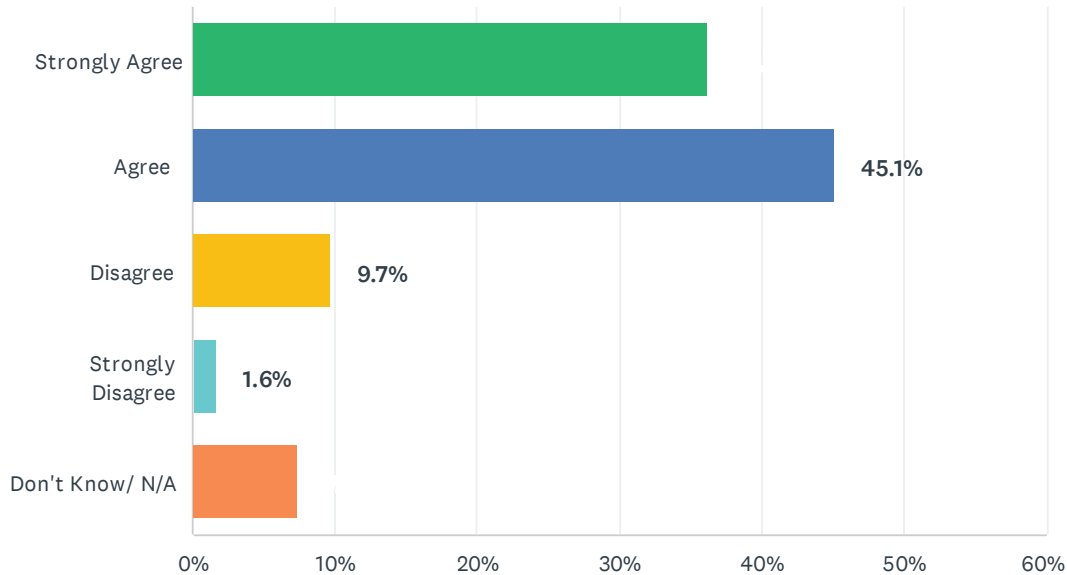
Answered: 1,497 Skipped: 402



ANSWER CHOICES	RESPONSES	
Strongly Agree	27.8%	416
Agree	50.8%	760
Disagree	10.9%	163
Strongly Disagree	1.7%	25
Don't Know/ N/A	8.9%	133
TOTAL		1,497

Q10 My child has opportunities to participate in and appreciate a diverse curriculum that is representative of a wide range of experiences.

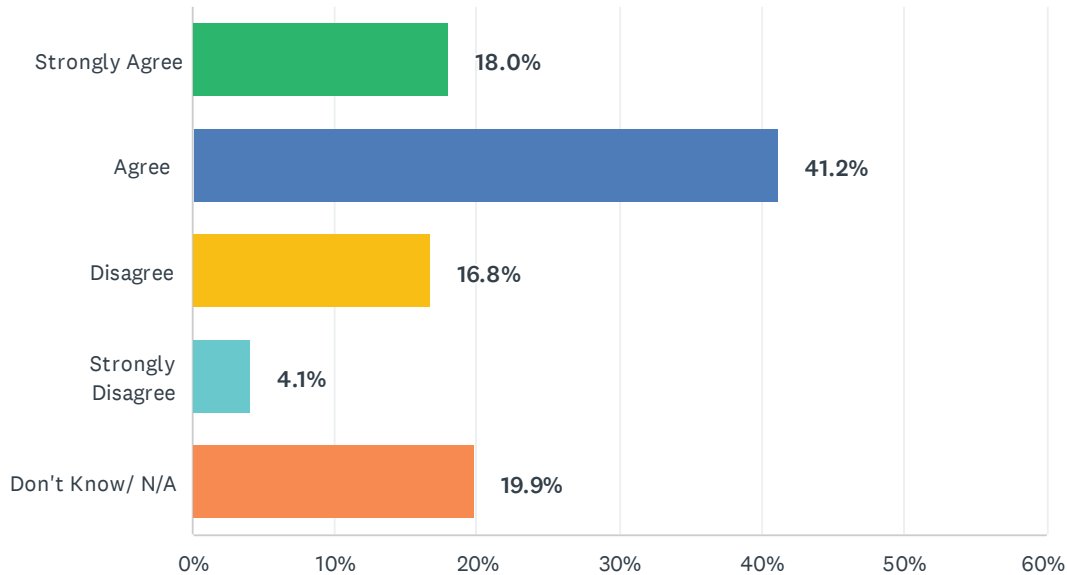
Answered: 1,499 Skipped: 400



ANSWER CHOICES	RESPONSES	
Strongly Agree	36.2%	542
Agree	45.1%	676
Disagree	9.7%	145
Strongly Disagree	1.6%	24
Don't Know/ N/A	7.5%	112
TOTAL		1,499

Q11 The feedback teachers provide on tests and quizzes helps my child to learn.

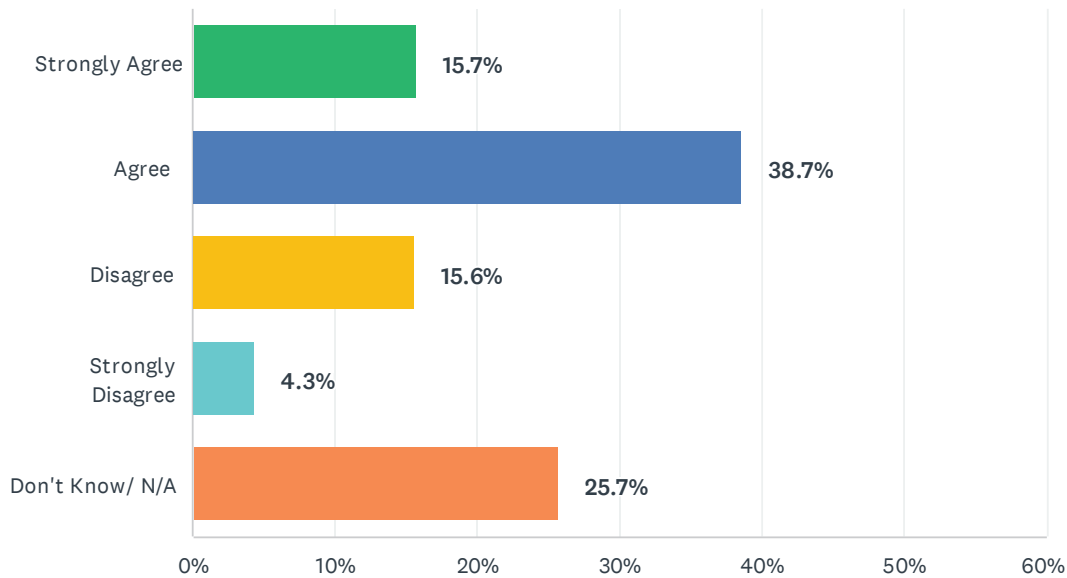
Answered: 1,498 Skipped: 401



ANSWER CHOICES	RESPONSES	
Strongly Agree	18.0%	270
Agree	41.2%	617
Disagree	16.8%	252
Strongly Disagree	4.1%	61
Don't Know/ N/A	19.9%	298
TOTAL		1,498

Q12 The feedback teachers provide on homework helps my child to learn.

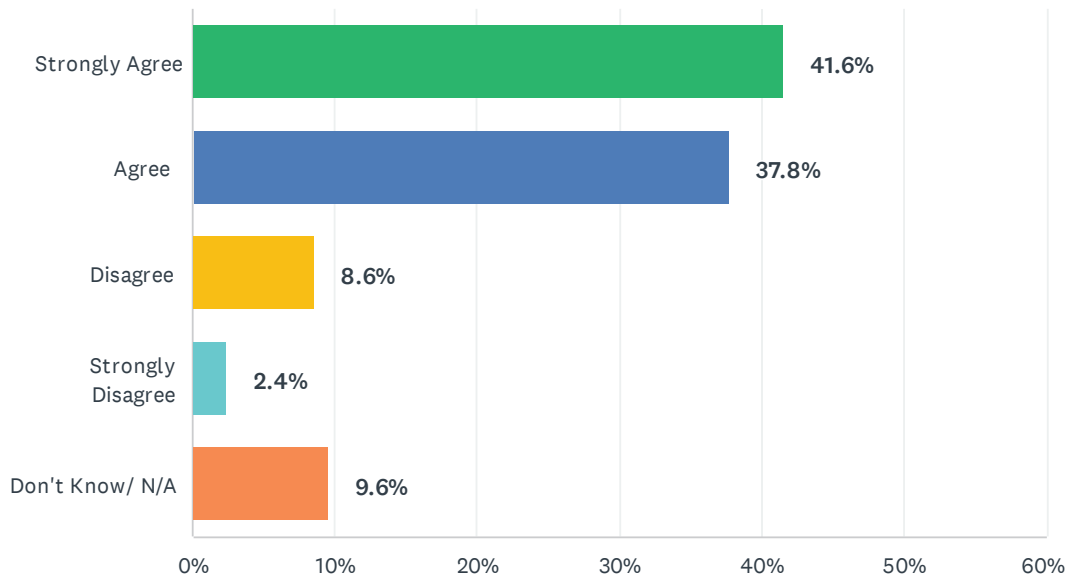
Answered: 1,497 Skipped: 402



ANSWER CHOICES	RESPONSES	
Strongly Agree	15.7%	235
Agree	38.7%	579
Disagree	15.6%	233
Strongly Disagree	4.3%	65
Don't Know/ N/A	25.7%	385
TOTAL		1,497

Q13 I make sure my child does his or her homework every night.

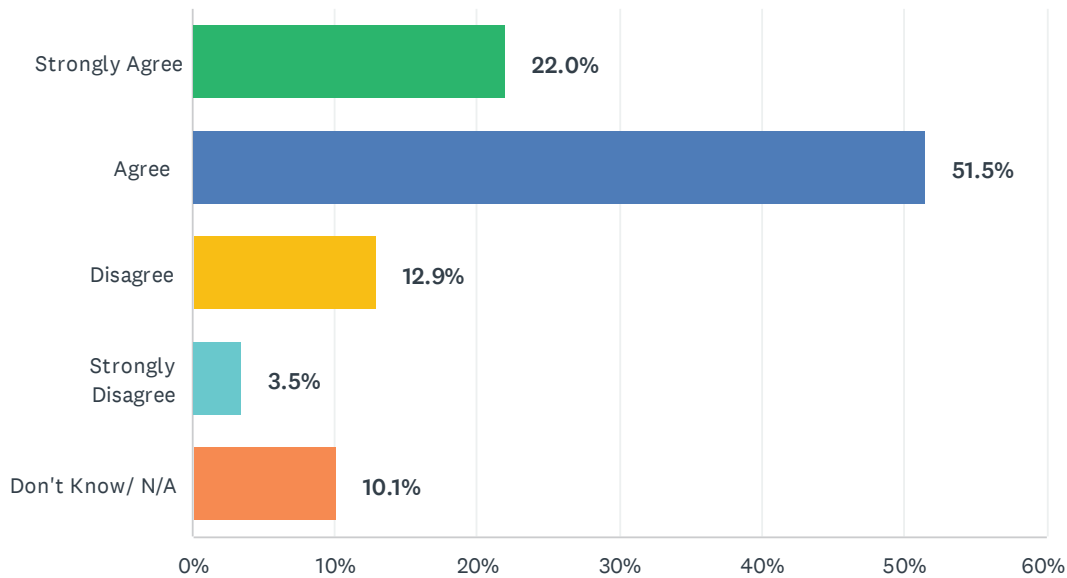
Answered: 1,500 Skipped: 399



ANSWER CHOICES	RESPONSES	
Strongly Agree	41.6%	624
Agree	37.8%	567
Disagree	8.6%	129
Strongly Disagree	2.4%	36
Don't Know/ N/A	9.6%	144
TOTAL		1,500

Q14 The amount of homework my child receives is usually appropriate.

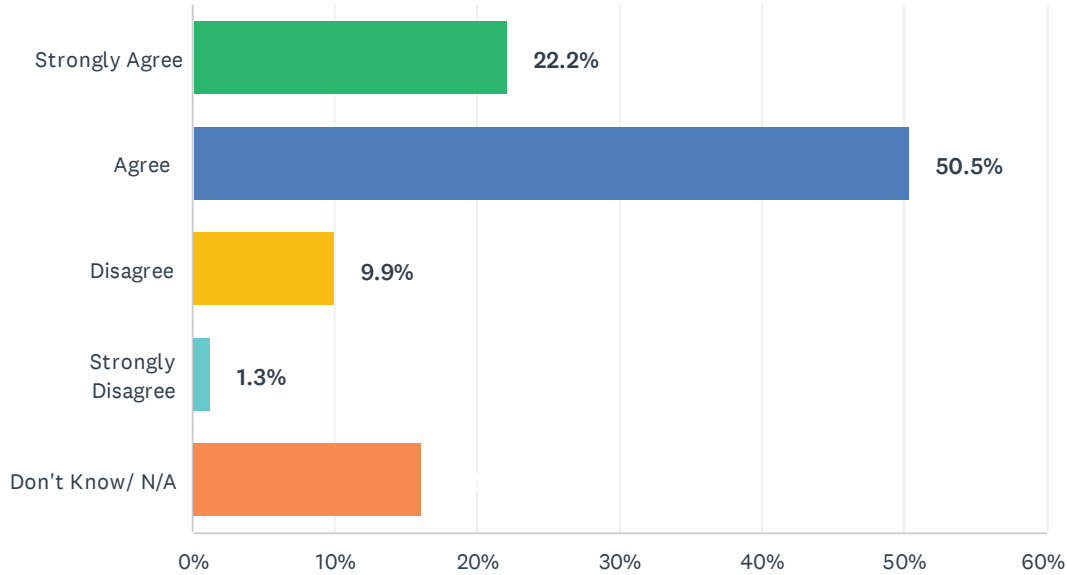
Answered: 1,497 Skipped: 402



ANSWER CHOICES	RESPONSES	
Strongly Agree	22.0%	330
Agree	51.5%	771
Disagree	12.9%	193
Strongly Disagree	3.5%	52
Don't Know/ N/A	10.1%	151
TOTAL		1,497

Q15 The homework my child receives usually helps provide appropriate practice and helps reinforce what he/she is learning.

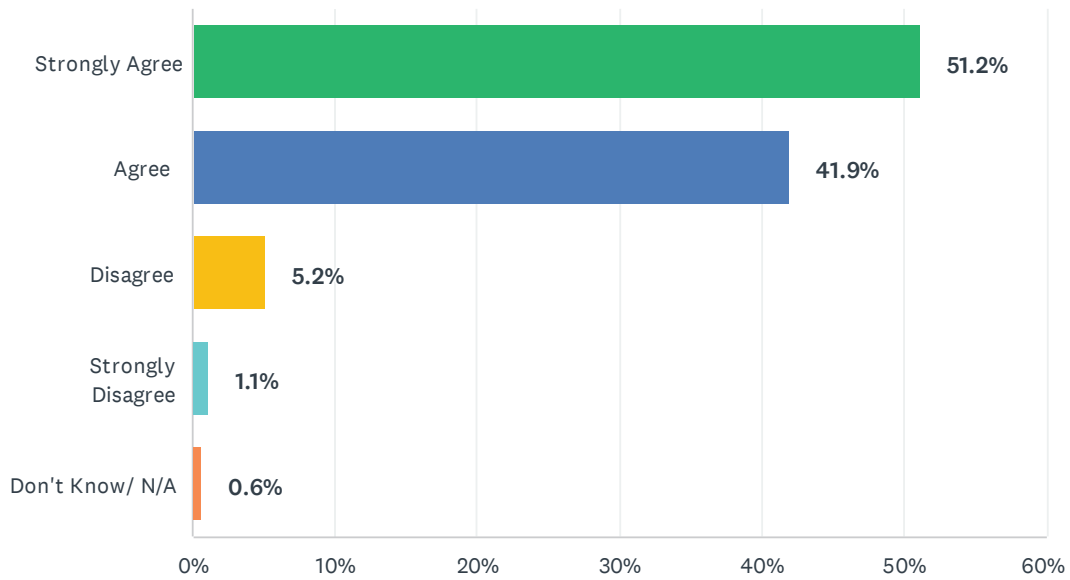
Answered: 1,498 Skipped: 401



ANSWER CHOICES	RESPONSES	
Strongly Agree	22.2%	332
Agree	50.5%	756
Disagree	9.9%	149
Strongly Disagree	1.3%	20
Don't Know/ N/A	16.1%	241
TOTAL		1,498

Q16 My child likes his/her school.

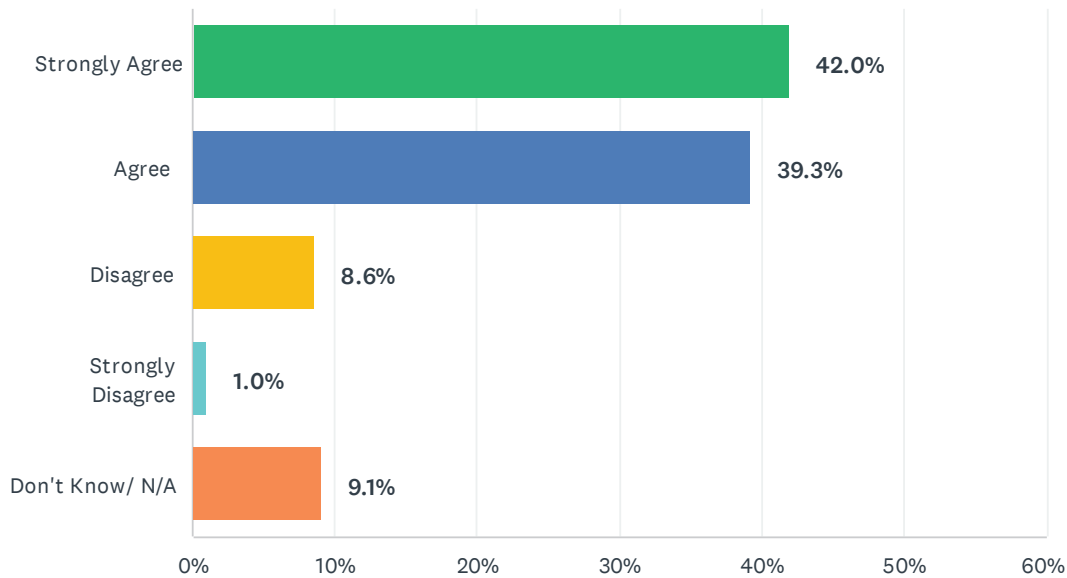
Answered: 1,469 Skipped: 430



ANSWER CHOICES	RESPONSES	
Strongly Agree	51.2%	752
Agree	41.9%	616
Disagree	5.2%	76
Strongly Disagree	1.1%	16
Don't Know/ N/A	0.6%	9
TOTAL		1,469

Q17 My child's teachers know him/her as an individual.

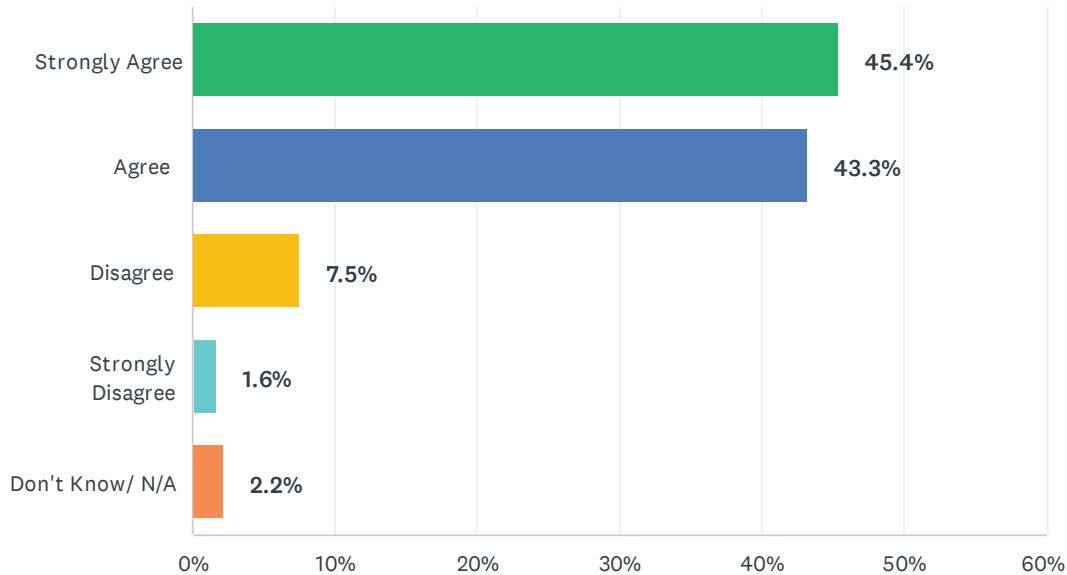
Answered: 1,469 Skipped: 430



ANSWER CHOICES	RESPONSES	
Strongly Agree	42.0%	617
Agree	39.3%	577
Disagree	8.6%	126
Strongly Disagree	1.0%	15
Don't Know/ N/A	9.1%	134
TOTAL		1,469

Q18 My child takes an interest in the activities (student clubs, sports, field trips, etc.) offered at this school.

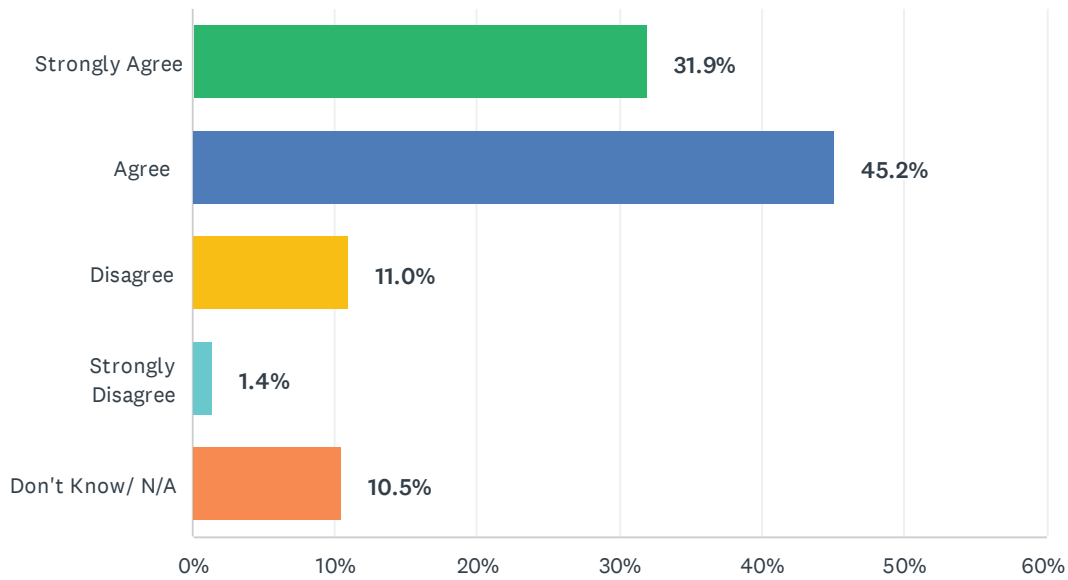
Answered: 1,469 Skipped: 430



ANSWER CHOICES	RESPONSES	
Strongly Agree	45.4%	667
Agree	43.3%	636
Disagree	7.5%	110
Strongly Disagree	1.6%	24
Don't Know/ N/A	2.2%	32
TOTAL		1,469

Q19 My child is recognized for his/her efforts.

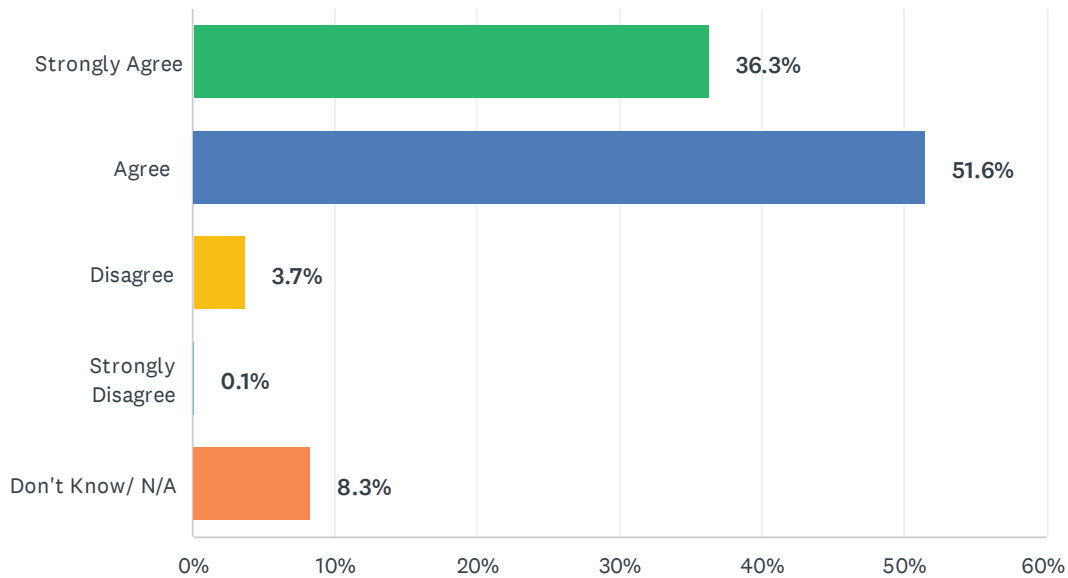
Answered: 1,469 Skipped: 430



ANSWER CHOICES	RESPONSES	
Strongly Agree	31.9%	469
Agree	45.2%	664
Disagree	11.0%	161
Strongly Disagree	1.4%	21
Don't Know/ N/A	10.5%	154
TOTAL		1,469

Q20 My child is provided opportunities to collaborate with other students.

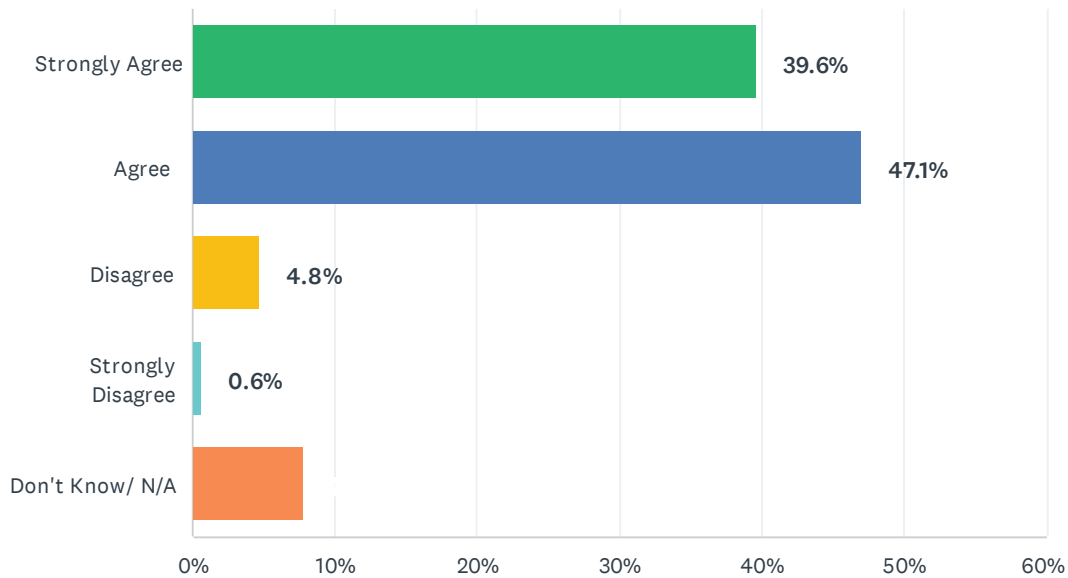
Answered: 1,468 Skipped: 431



ANSWER CHOICES	RESPONSES	
Strongly Agree	36.3%	533
Agree	51.6%	757
Disagree	3.7%	55
Strongly Disagree	0.1%	1
Don't Know/ N/A	8.3%	122
TOTAL		1,468

Q21 My child is encouraged to do his/her best.

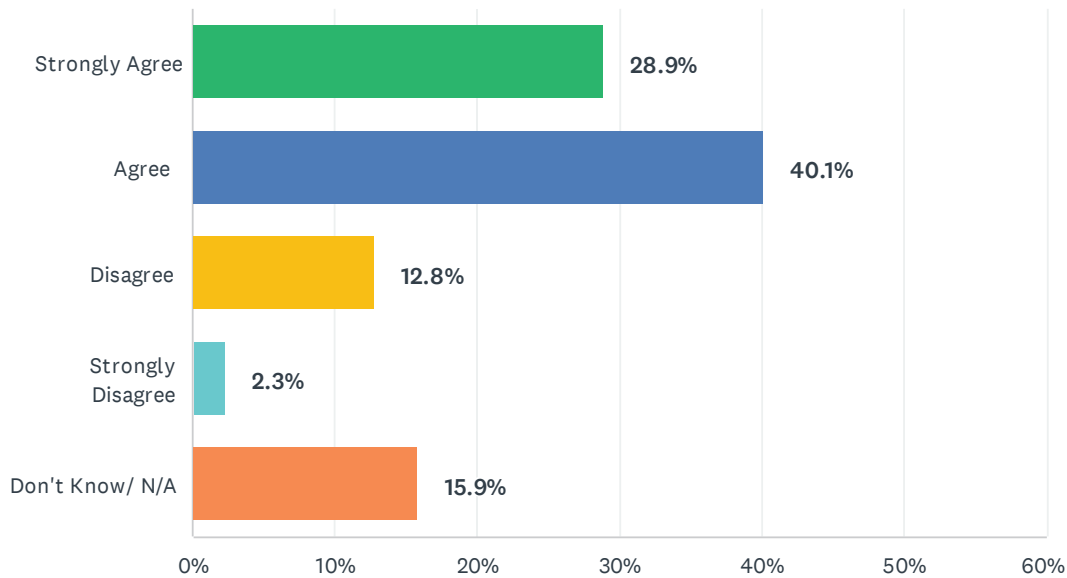
Answered: 1,468 Skipped: 431



ANSWER CHOICES	RESPONSES	
Strongly Agree	39.6%	582
Agree	47.1%	692
Disagree	4.8%	70
Strongly Disagree	0.6%	9
Don't Know/ N/A	7.8%	115
TOTAL		1,468

Q22 My child is provided individual attention when needed.

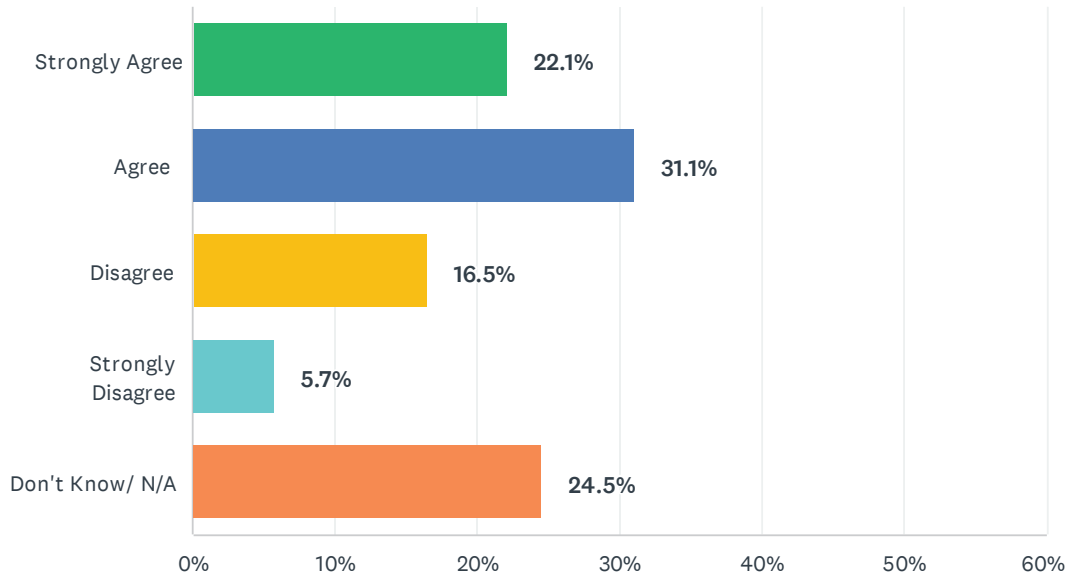
Answered: 1,463 Skipped: 436



ANSWER CHOICES	RESPONSES	
Strongly Agree	28.9%	423
Agree	40.1%	587
Disagree	12.8%	187
Strongly Disagree	2.3%	34
Don't Know/ N/A	15.9%	232
TOTAL		1,463

Q23 My child's teachers contact me when my child needs additional support.

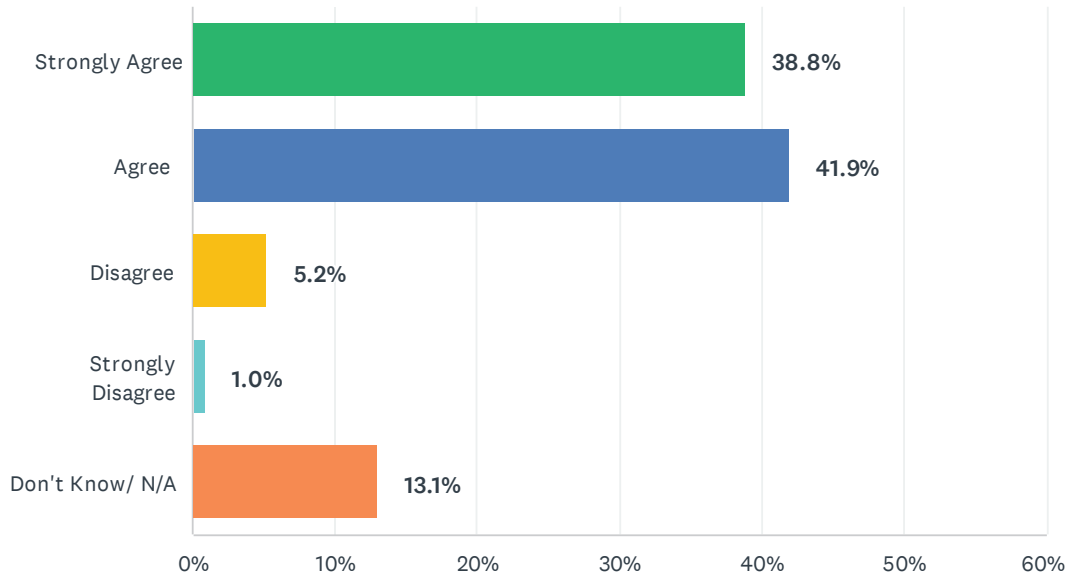
Answered: 1,465 Skipped: 434



ANSWER CHOICES	RESPONSES	
Strongly Agree	22.1%	324
Agree	31.1%	456
Disagree	16.5%	242
Strongly Disagree	5.7%	84
Don't Know/ N/A	24.5%	359
TOTAL		1,465

Q24 My child is treated fairly regardless of his/her background or differences.

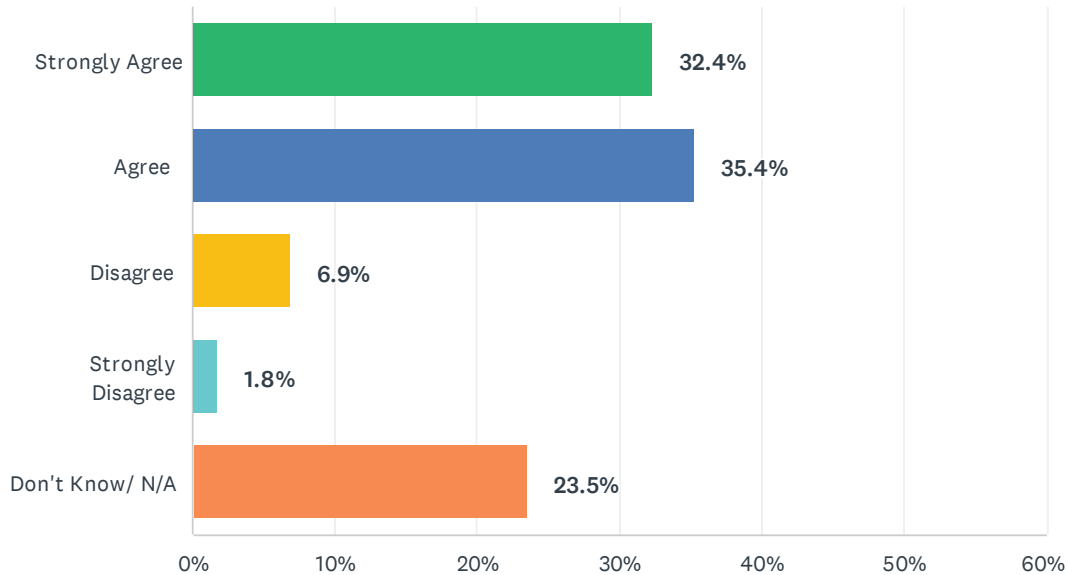
Answered: 1,465 Skipped: 434



ANSWER CHOICES	RESPONSES	
Strongly Agree	38.8%	569
Agree	41.9%	614
Disagree	5.2%	76
Strongly Disagree	1.0%	14
Don't Know/ N/A	13.1%	192
TOTAL		1,465

Q25 Students at my child's school are treated fairly regardless of their backgrounds and differences.

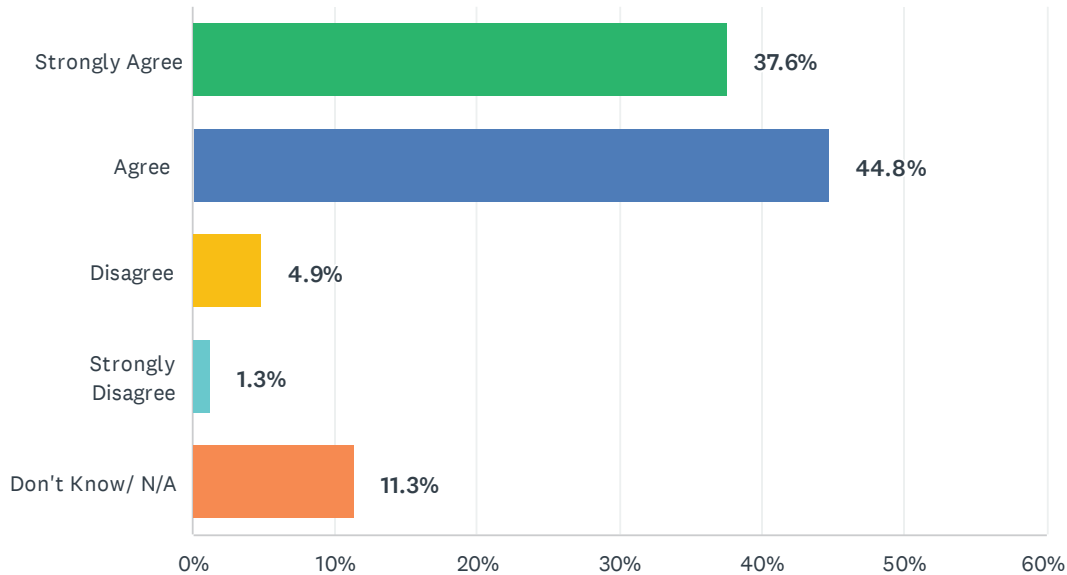
Answered: 1,465 Skipped: 434



ANSWER CHOICES	RESPONSES	
Strongly Agree	32.4%	475
Agree	35.4%	518
Disagree	6.9%	101
Strongly Disagree	1.8%	26
Don't Know/ N/A	23.5%	345
TOTAL		1,465

Q26 There is a teacher, counselor or other staff member at school to whom my child can go for help with a school problem.

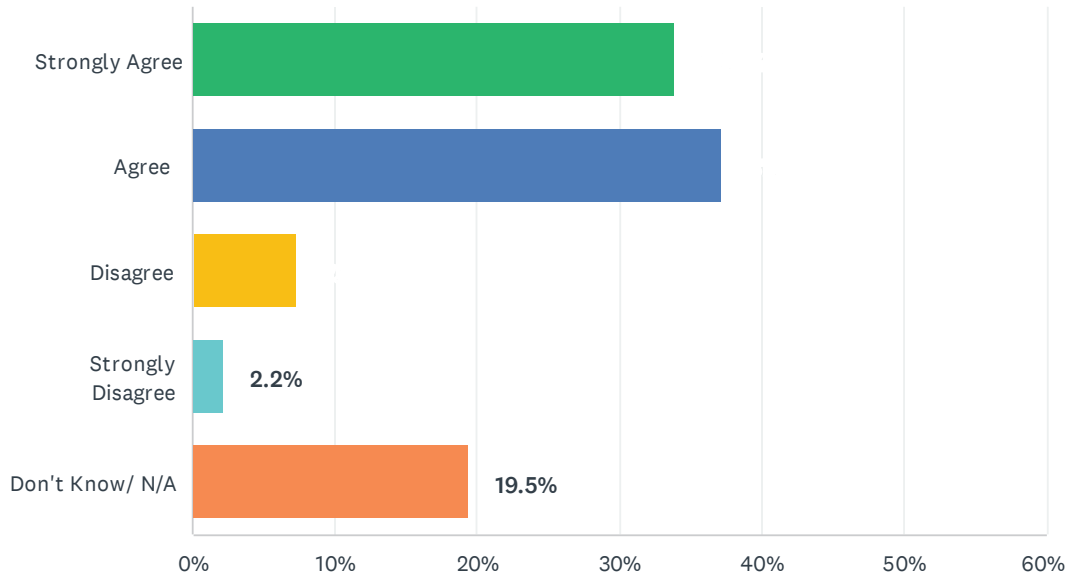
Answered: 1,464 Skipped: 435



ANSWER CHOICES	RESPONSES	
Strongly Agree	37.6%	551
Agree	44.8%	656
Disagree	4.9%	72
Strongly Disagree	1.3%	19
Don't Know/ N/A	11.3%	166
TOTAL		1,464

Q27 There is a teacher, counselor or other staff member at school to whom my child can go to for help with a personal problem.

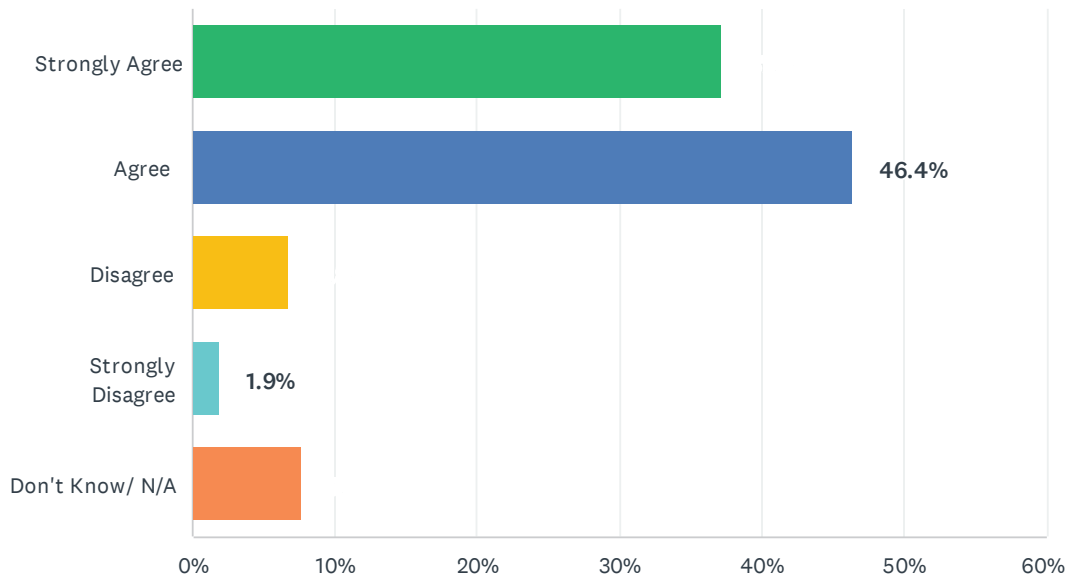
Answered: 1,466 Skipped: 433



ANSWER CHOICES	RESPONSES	
Strongly Agree	33.9%	497
Agree	37.2%	545
Disagree	7.2%	106
Strongly Disagree	2.2%	32
Don't Know/ N/A	19.5%	286
TOTAL		1,466

Q28 The campus leadership is effective.

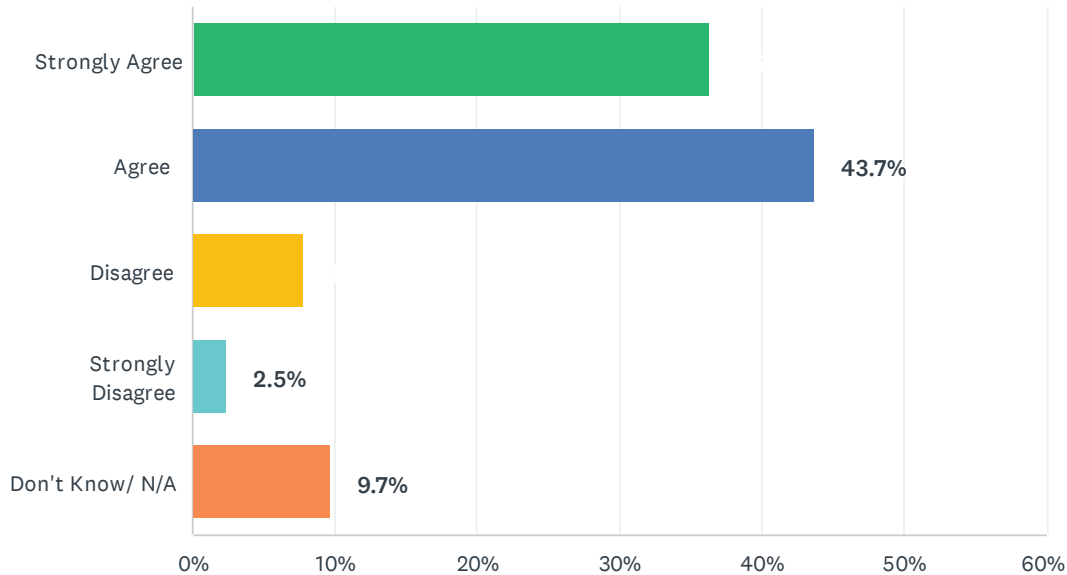
Answered: 1,420 Skipped: 479



ANSWER CHOICES	RESPONSES	
Strongly Agree	37.2%	528
Agree	46.4%	659
Disagree	6.8%	97
Strongly Disagree	1.9%	27
Don't Know/ N/A	7.7%	109
TOTAL		1,420

Q29 The campus leadership makes decisions that are in the best interest of the students.

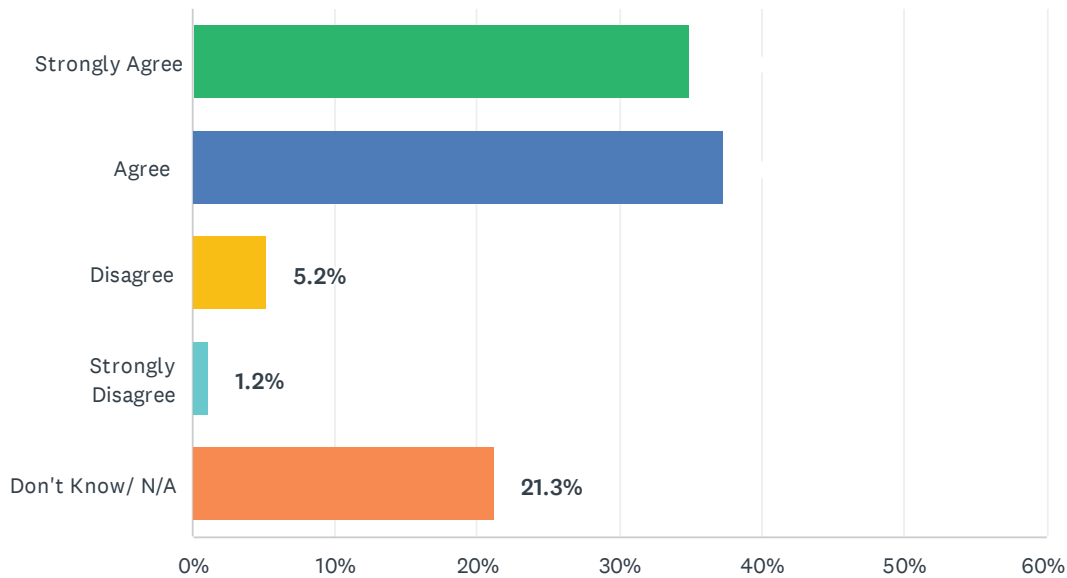
Answered: 1,422 Skipped: 477



ANSWER CHOICES	RESPONSES	
Strongly Agree	36.3%	516
Agree	43.7%	622
Disagree	7.8%	111
Strongly Disagree	2.5%	35
Don't Know/ N/A	9.7%	138
TOTAL		1,422

Q30 My child has had positive interactions with his/her campus' leadership.

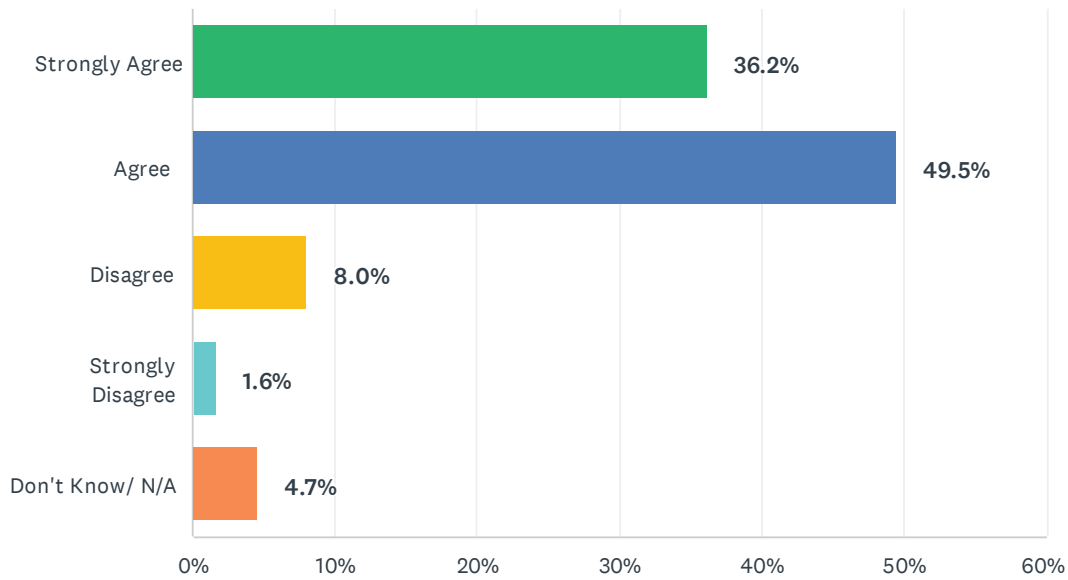
Answered: 1,420 Skipped: 479



ANSWER CHOICES	RESPONSES	
Strongly Agree	34.9%	496
Agree	37.4%	531
Disagree	5.2%	74
Strongly Disagree	1.2%	17
Don't Know/ N/A	21.3%	302
TOTAL		1,420

Q31 The communication from campus leadership is beneficial.

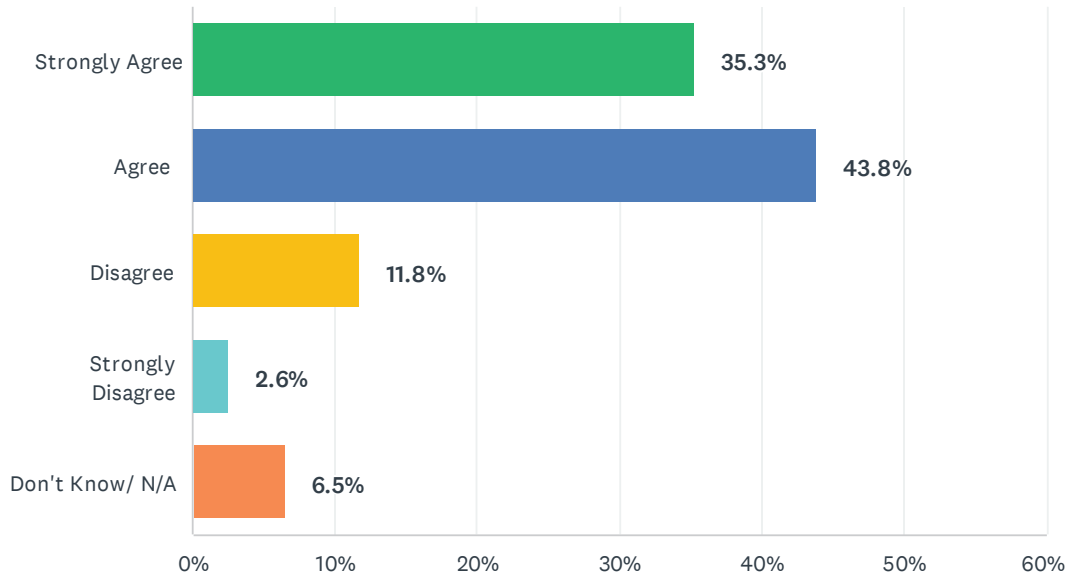
Answered: 1,418 Skipped: 481



ANSWER CHOICES	RESPONSES	
Strongly Agree	36.2%	513
Agree	49.5%	702
Disagree	8.0%	114
Strongly Disagree	1.6%	23
Don't Know/ N/A	4.7%	66
TOTAL		1,418

Q32 The campus leadership actively encourages parental involvement in my child's school.

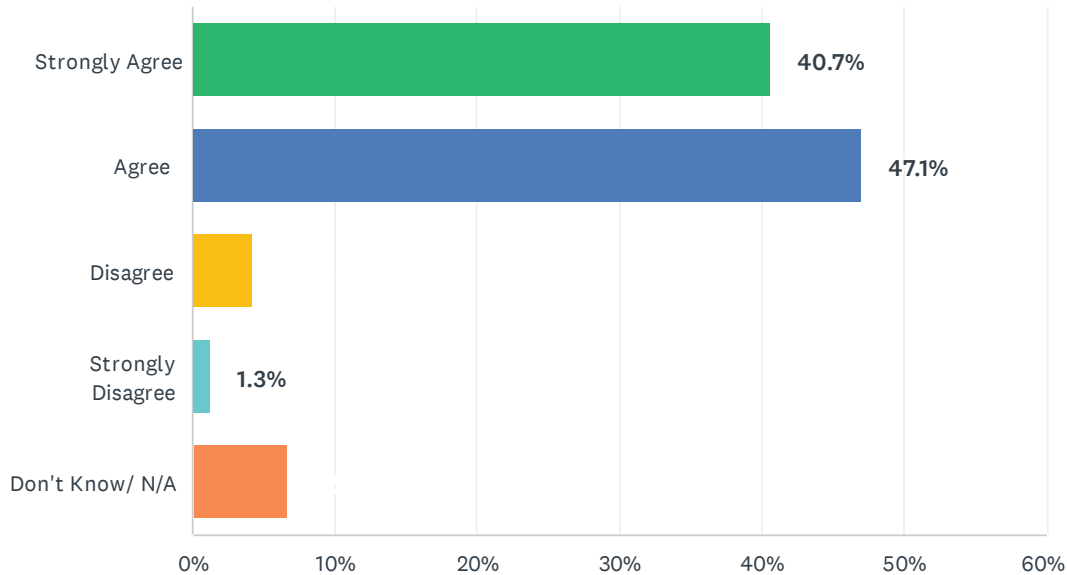
Answered: 1,421 Skipped: 478



ANSWER CHOICES	RESPONSES	
Strongly Agree	35.3%	501
Agree	43.8%	623
Disagree	11.8%	167
Strongly Disagree	2.6%	37
Don't Know/ N/A	6.5%	93
TOTAL		1,421

Q33 The campus leadership promotes a positive school environment for student learning.

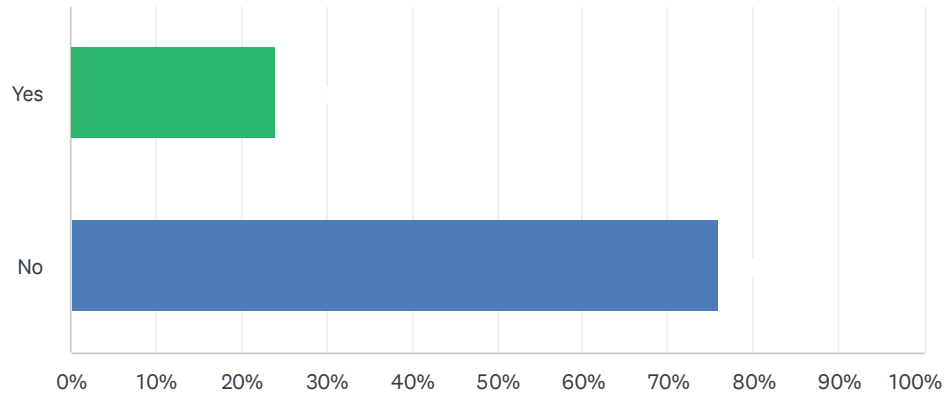
Answered: 1,419 Skipped: 480



ANSWER CHOICES	RESPONSES	
Strongly Agree	40.7%	578
Agree	47.1%	668
Disagree	4.2%	59
Strongly Disagree	1.3%	19
Don't Know/ N/A	6.7%	95
TOTAL		1,419

Q34 Have you had an issue to discuss with the principal or assistant principal this year?

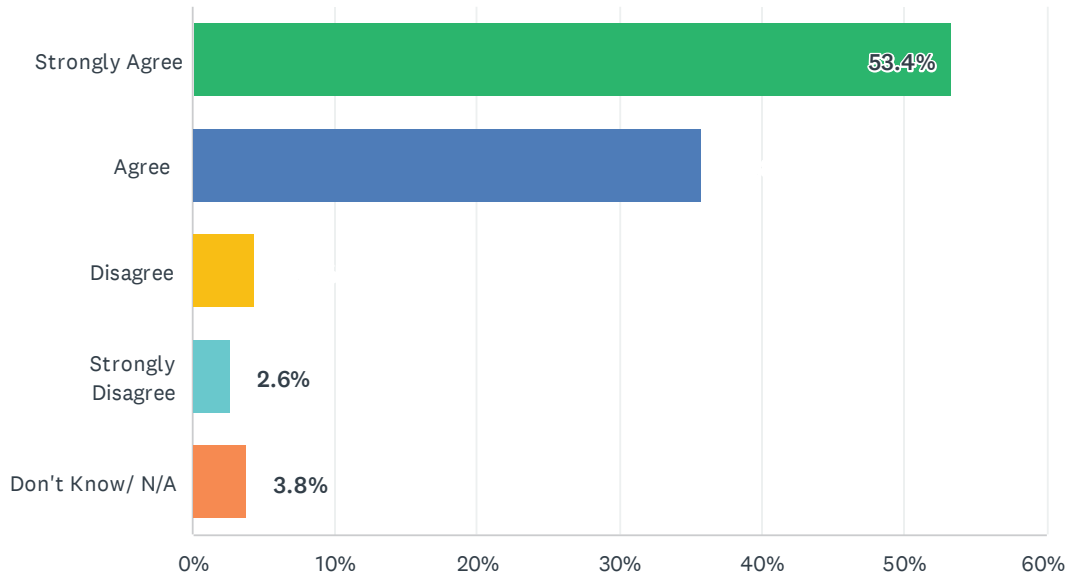
Answered: 1,420 Skipped: 479



ANSWER CHOICES	RESPONSES	
Yes	24.1%	342
No	75.9%	1,078
TOTAL		1,420

Q35 When I have had an issue to discuss with the principal or assistant principal he or she was available to talk to me.

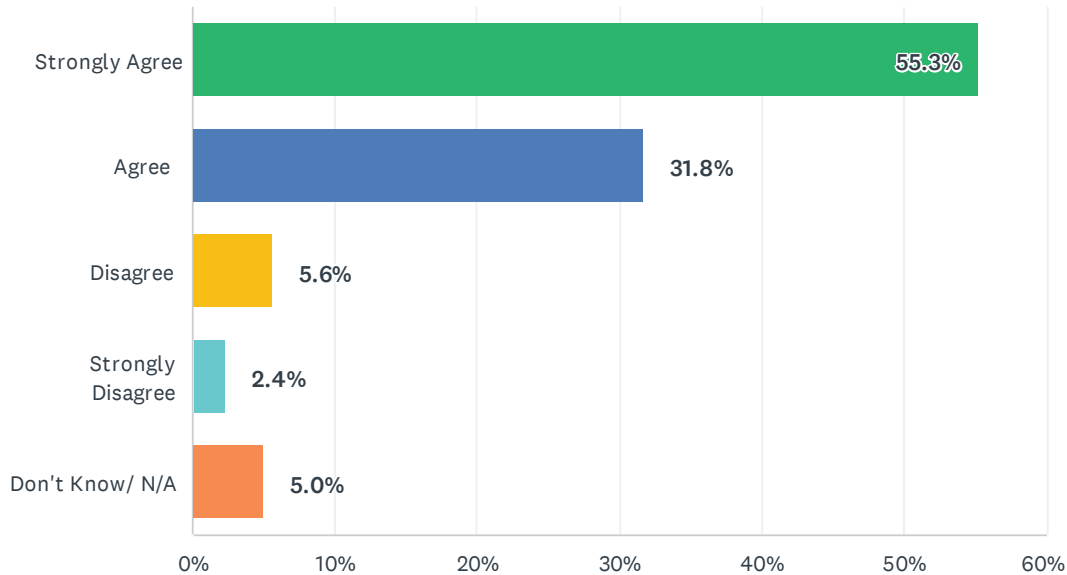
Answered: 341 Skipped: 1,558



ANSWER CHOICES	RESPONSES	
Strongly Agree	53.4%	182
Agree	35.8%	122
Disagree	4.4%	15
Strongly Disagree	2.6%	9
Don't Know/ N/A	3.8%	13
TOTAL		341

Q36 When I have had an issue to discuss with the principal or assistant principal he or she was courteous and listened to my concerns.

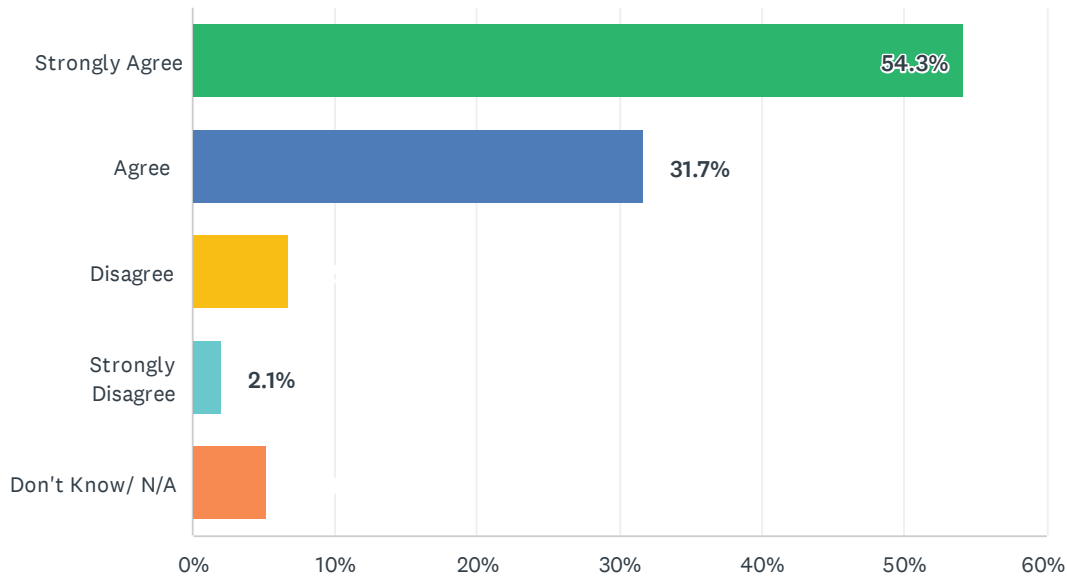
Answered: 340 Skipped: 1,559



ANSWER CHOICES	RESPONSES	
Strongly Agree	55.3%	188
Agree	31.8%	108
Disagree	5.6%	19
Strongly Disagree	2.4%	8
Don't Know/ N/A	5.0%	17
TOTAL		340

Q37 When I have had an issue to discuss with the principal or assistant principal he or she responded to my concerns in a professional manner, whether or not he or she agreed with me.

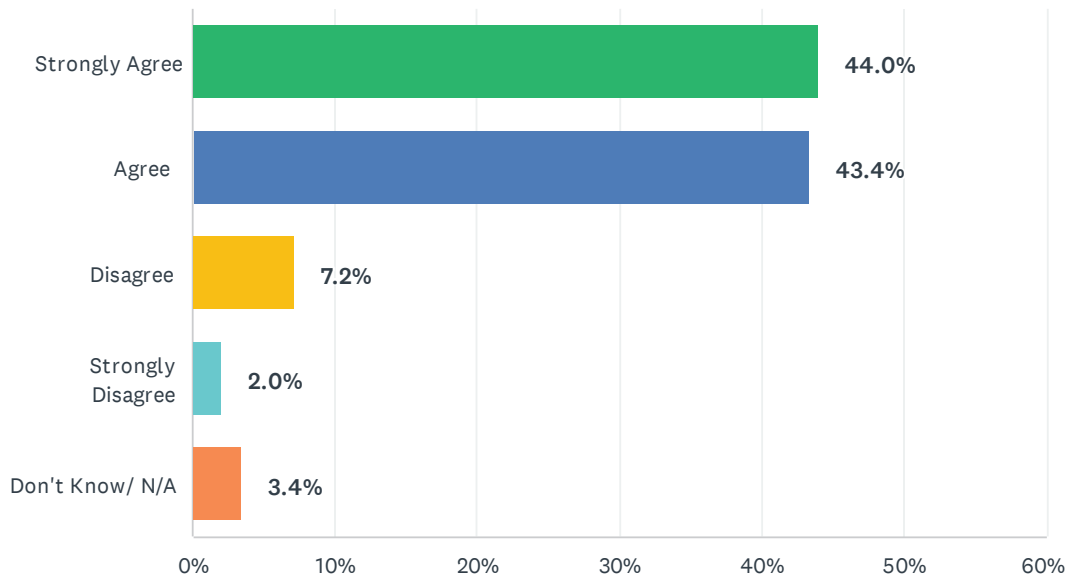
Answered: 341 Skipped: 1,558



ANSWER CHOICES	RESPONSES	
Strongly Agree	54.3%	185
Agree	31.7%	108
Disagree	6.7%	23
Strongly Disagree	2.1%	7
Don't Know/ N/A	5.3%	18
TOTAL		341

Q38 I feel welcome in my child's school.

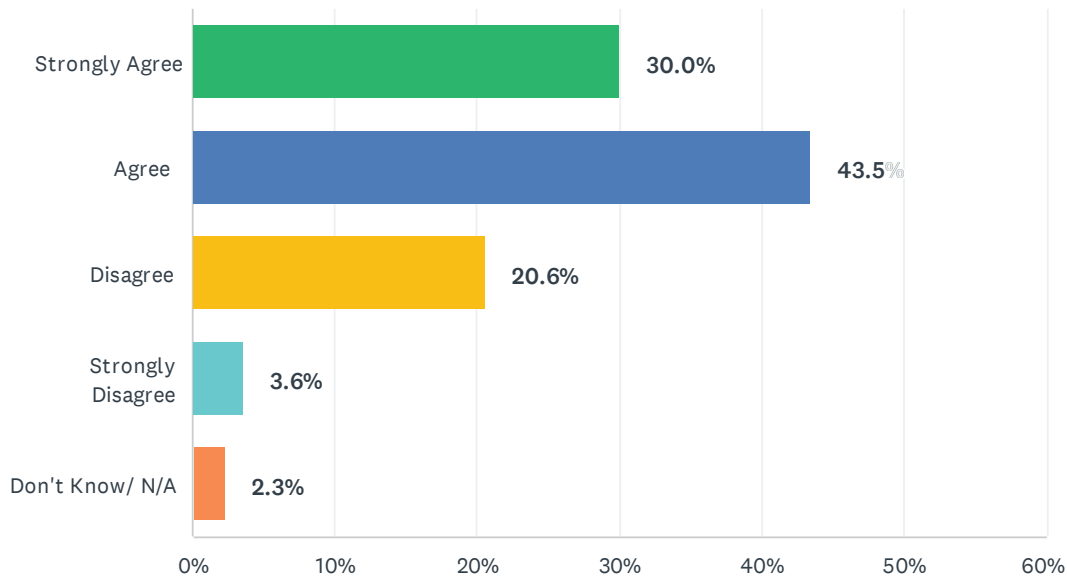
Answered: 1,403 Skipped: 496



ANSWER CHOICES	RESPONSES	
Strongly Agree	44.0%	617
Agree	43.4%	609
Disagree	7.2%	101
Strongly Disagree	2.0%	28
Don't Know/ N/A	3.4%	48
TOTAL		1,403

Q39 I am kept informed about what my child is learning in school.

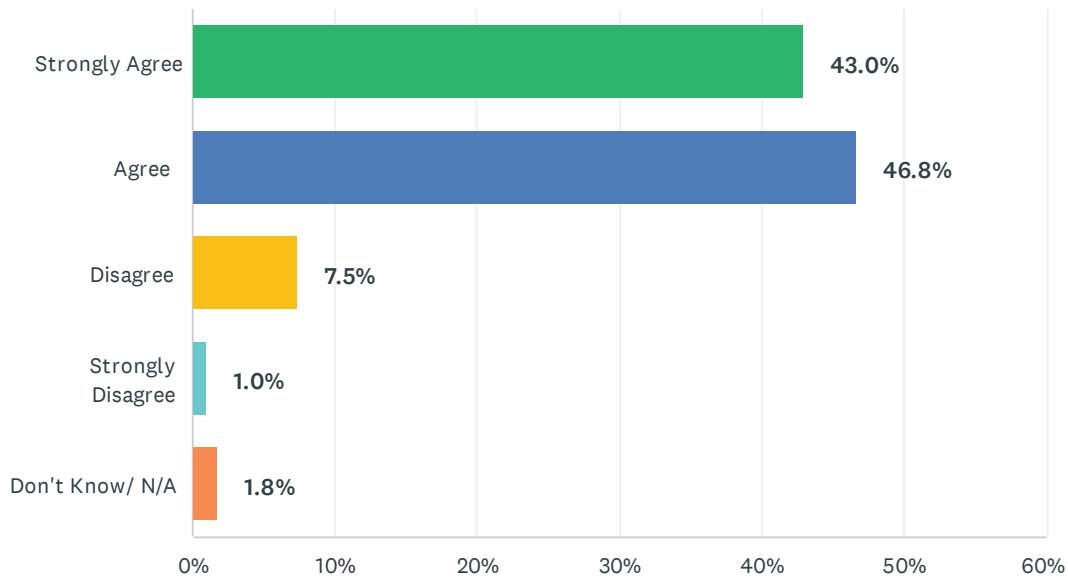
Answered: 1,406 Skipped: 493



ANSWER CHOICES	RESPONSES	
Strongly Agree	30.0%	422
Agree	43.5%	611
Disagree	20.6%	289
Strongly Disagree	3.6%	51
Don't Know/ N/A	2.3%	33
TOTAL		1,406

Q40 I am kept informed about my child's grades.

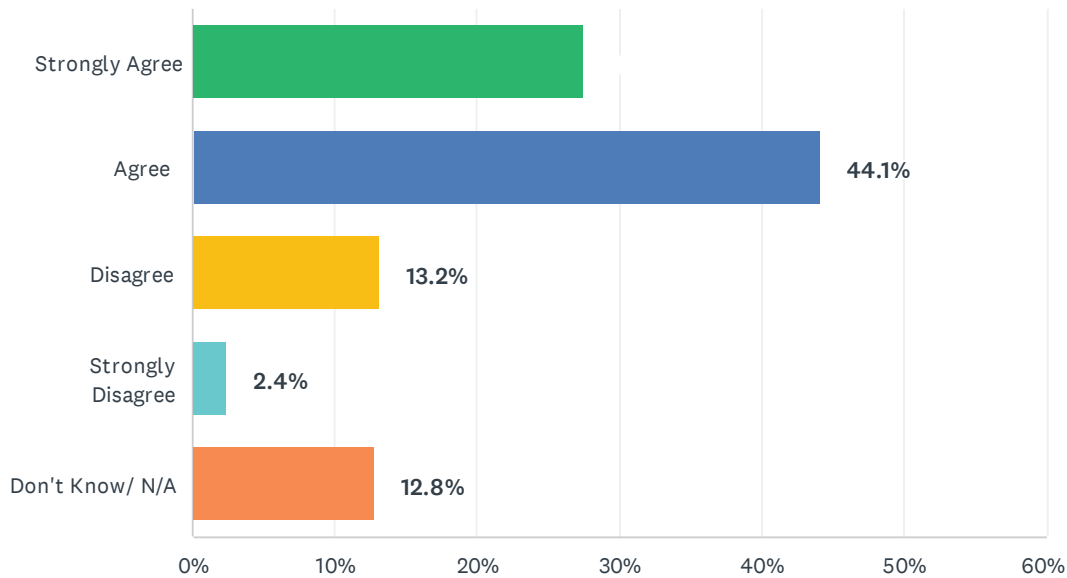
Answered: 1,403 Skipped: 496



ANSWER CHOICES	RESPONSES	
Strongly Agree	43.0%	603
Agree	46.8%	656
Disagree	7.5%	105
Strongly Disagree	1.0%	14
Don't Know/ N/A	1.8%	25
TOTAL		1,403

Q41 I am kept informed about my child's behavior.

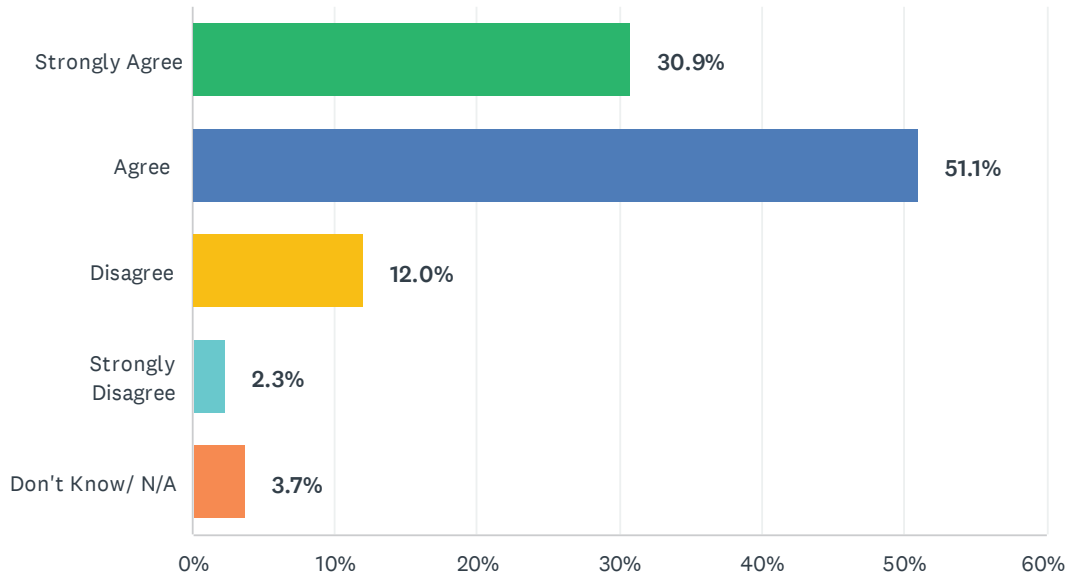
Answered: 1,404 Skipped: 495



ANSWER CHOICES	RESPONSES	
Strongly Agree	27.5%	386
Agree	44.1%	619
Disagree	13.2%	185
Strongly Disagree	2.4%	34
Don't Know/ N/A	12.8%	180
TOTAL		1,404

Q42 I am kept informed about activities like tutoring, after-school programs, student performances, parent workshops and other events.

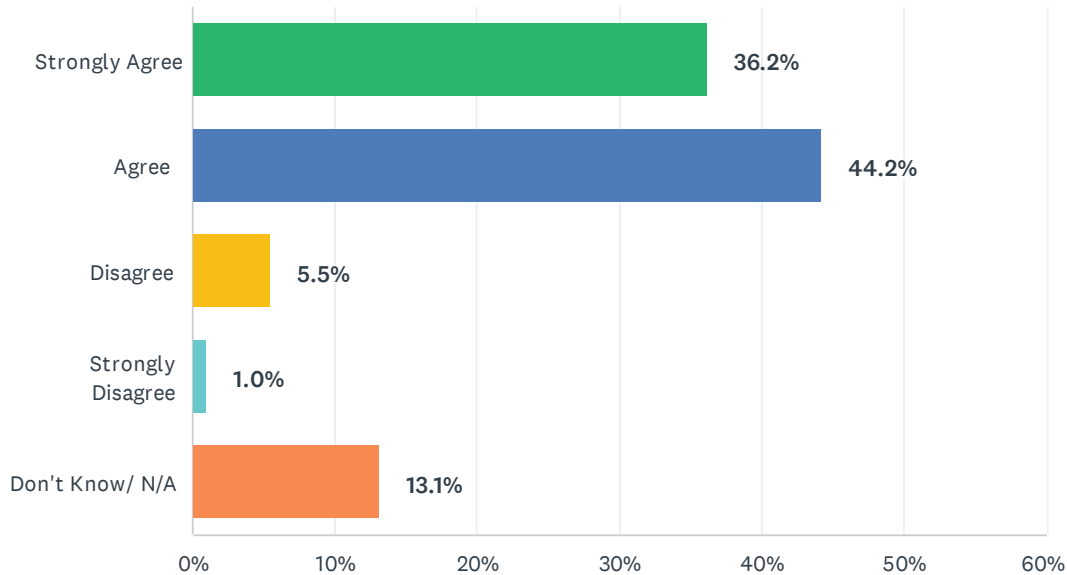
Answered: 1,405 Skipped: 494



ANSWER CHOICES	RESPONSES	
Strongly Agree	30.9%	434
Agree	51.1%	718
Disagree	12.0%	169
Strongly Disagree	2.3%	32
Don't Know/ N/A	3.7%	52
TOTAL		1,405

Q43 My child's teachers are available to discuss my child's learning needs with me.

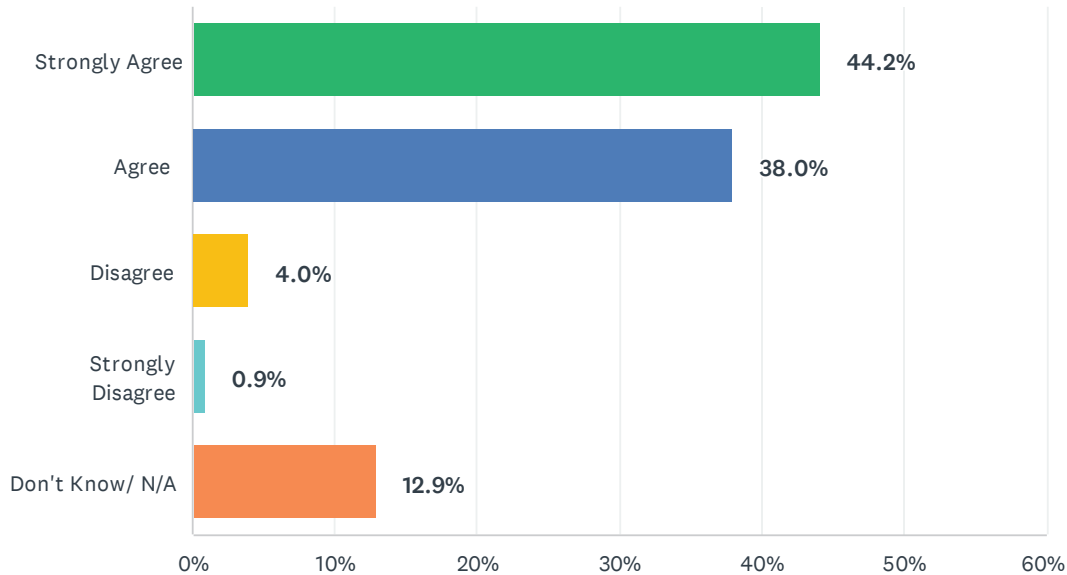
Answered: 1,402 Skipped: 497



ANSWER CHOICES	RESPONSES	
Strongly Agree	36.2%	507
Agree	44.2%	620
Disagree	5.5%	77
Strongly Disagree	1.0%	14
Don't Know/ N/A	13.1%	184
TOTAL		1,402

Q44 When I contact my child's teachers, I receive a professional response.

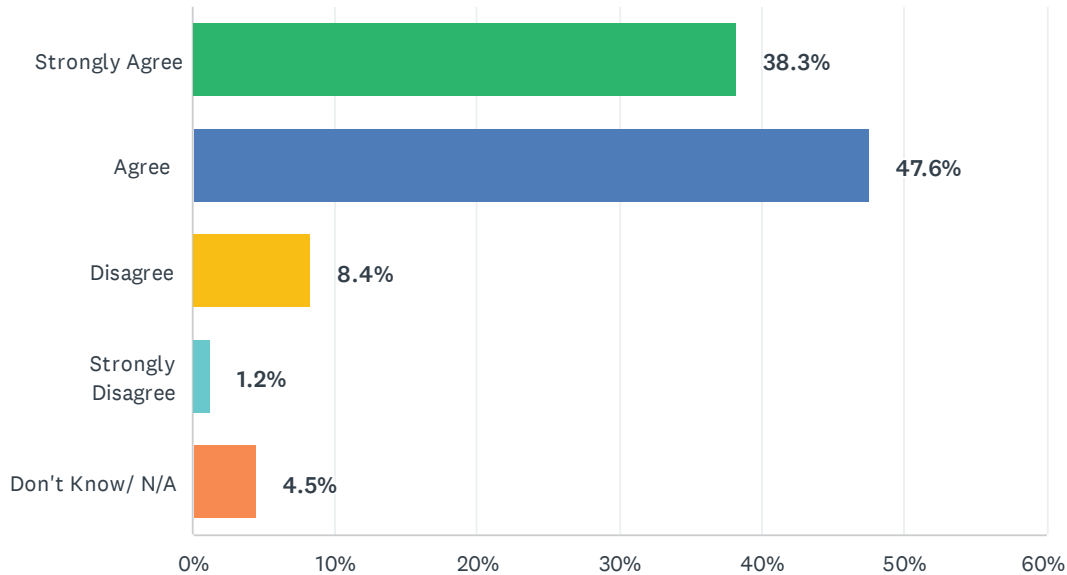
Answered: 1,401 Skipped: 498



ANSWER CHOICES	RESPONSES	
Strongly Agree	44.2%	619
Agree	38.0%	532
Disagree	4.0%	56
Strongly Disagree	0.9%	13
Don't Know/ N/A	12.9%	181
TOTAL		1,401

Q45 I am satisfied with the opportunities for me to be involved in my child's school.

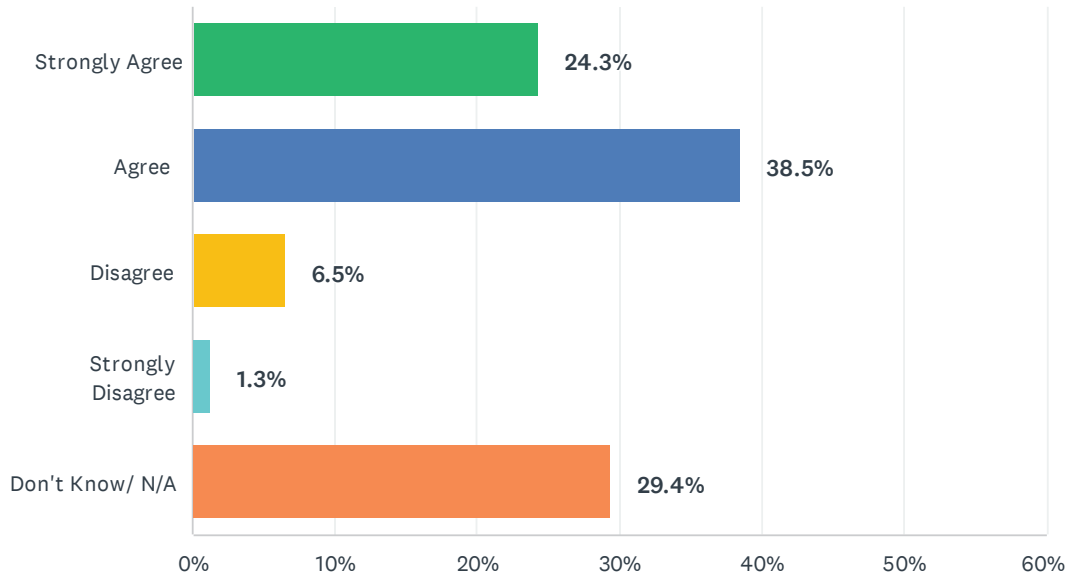
Answered: 1,398 Skipped: 501



ANSWER CHOICES	RESPONSES	
Strongly Agree	38.3%	535
Agree	47.6%	666
Disagree	8.4%	117
Strongly Disagree	1.2%	17
Don't Know/ N/A	4.5%	63
TOTAL		1,398

Q46 I feel the parent education opportunities presented by my school are valuable.

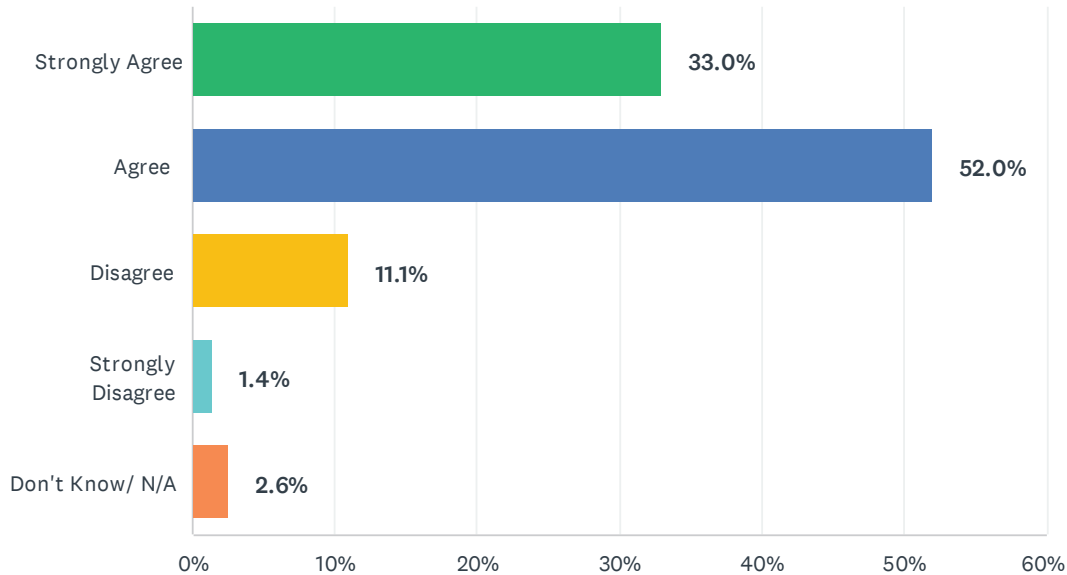
Answered: 1,401 Skipped: 498



ANSWER CHOICES	RESPONSES	
Strongly Agree	24.3%	340
Agree	38.5%	540
Disagree	6.5%	91
Strongly Disagree	1.3%	18
Don't Know/ N/A	29.4%	412
TOTAL		1,401

Q47 I am satisfied with the information and communication I receive from my child's school.

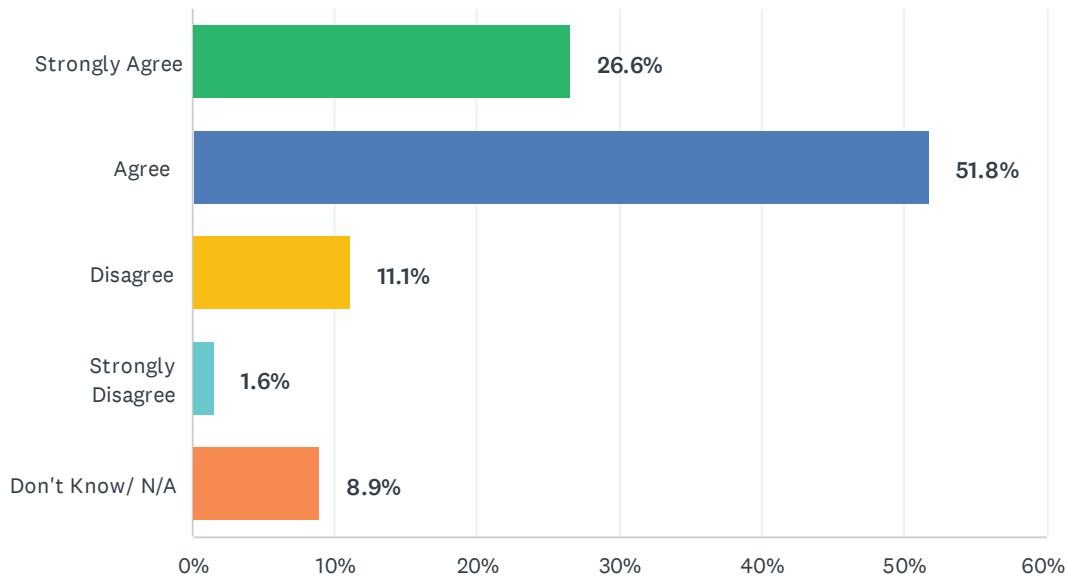
Answered: 1,401 Skipped: 498



ANSWER CHOICES	RESPONSES	
Strongly Agree	33.0%	462
Agree	52.0%	729
Disagree	11.1%	155
Strongly Disagree	1.4%	19
Don't Know/ N/A	2.6%	36
TOTAL		1,401

Q48 The school's website is a good source for information.

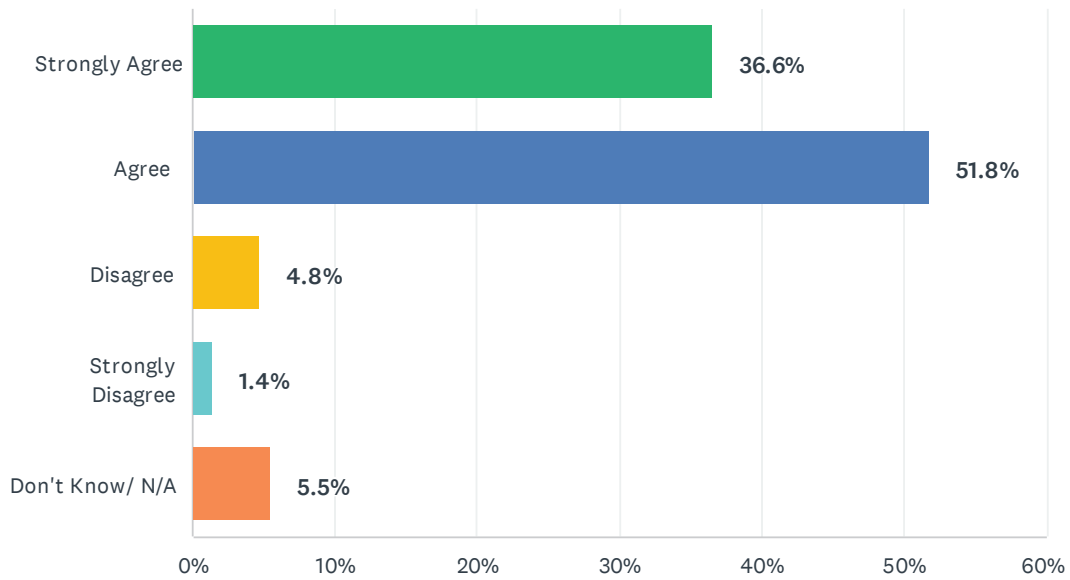
Answered: 1,403 Skipped: 496



ANSWER CHOICES	RESPONSES	
Strongly Agree	26.6%	373
Agree	51.8%	727
Disagree	11.1%	156
Strongly Disagree	1.6%	22
Don't Know/ N/A	8.9%	125
TOTAL		1,403

Q49 My child is safe at school.

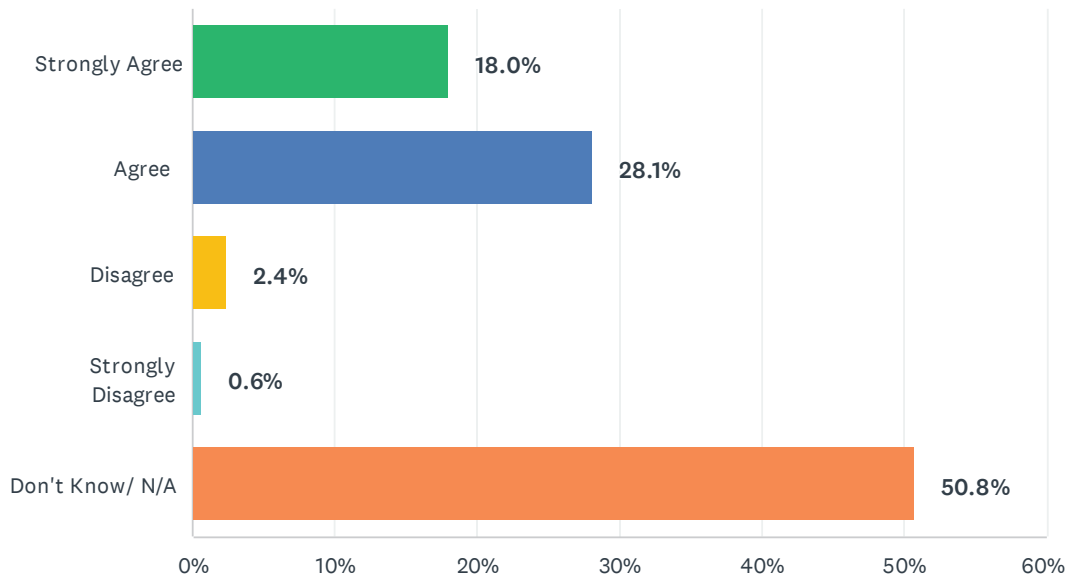
Answered: 1,397 Skipped: 502



ANSWER CHOICES	RESPONSES	
Strongly Agree	36.6%	511
Agree	51.8%	723
Disagree	4.8%	67
Strongly Disagree	1.4%	19
Don't Know/ N/A	5.5%	77
TOTAL		1,397

Q50 My child is safe when riding the school bus.

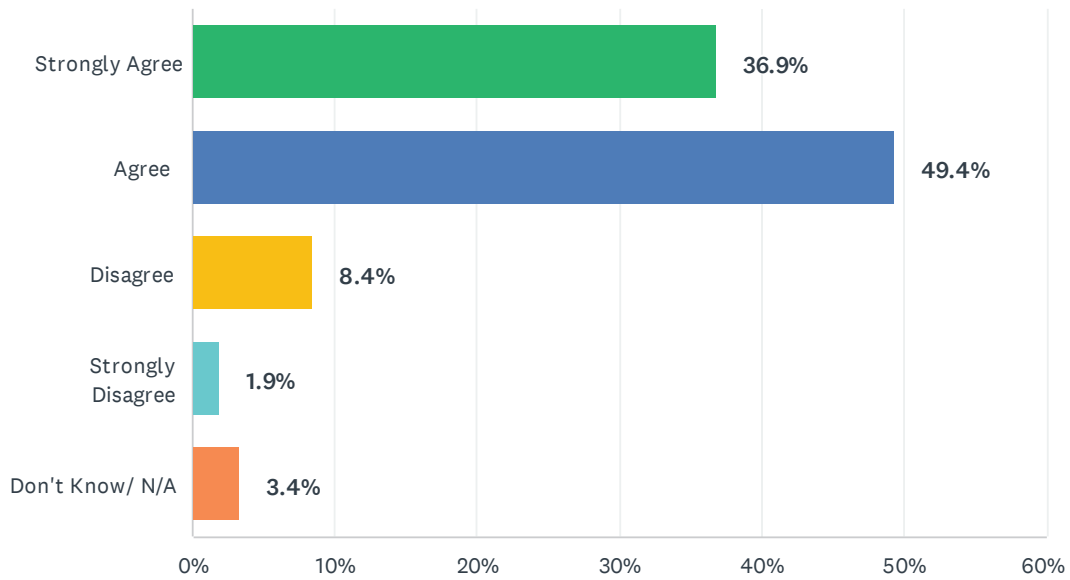
Answered: 1,393 Skipped: 506



ANSWER CHOICES	RESPONSES	
Strongly Agree	18.0%	251
Agree	28.1%	392
Disagree	2.4%	33
Strongly Disagree	0.6%	9
Don't Know/ N/A	50.8%	708
TOTAL		1,393

Q51 My child feels a sense of belonging.

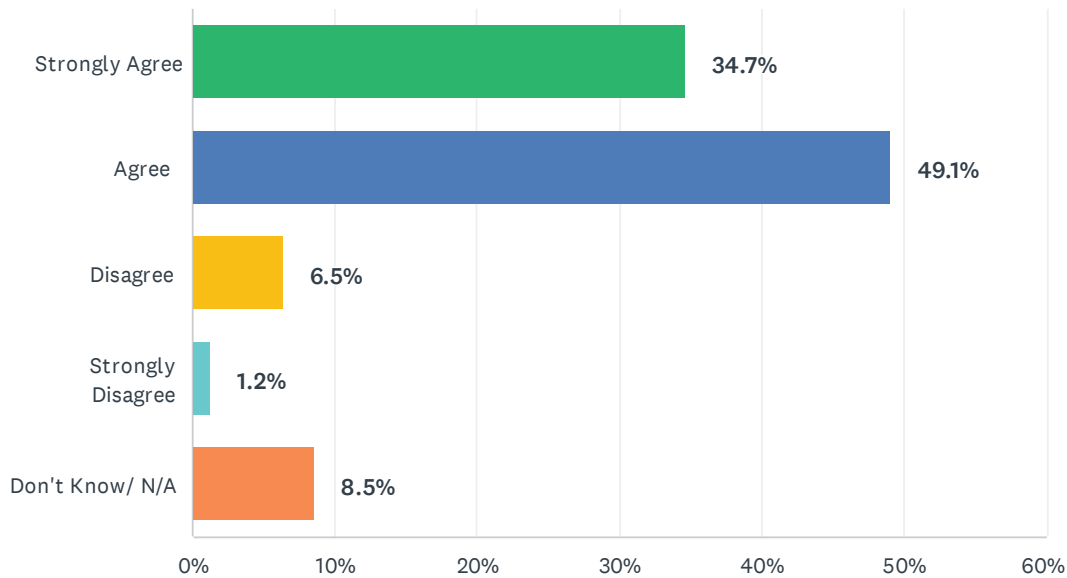
Answered: 1,396 Skipped: 503



ANSWER CHOICES	RESPONSES	
Strongly Agree	36.9%	515
Agree	49.4%	690
Disagree	8.4%	117
Strongly Disagree	1.9%	27
Don't Know/ N/A	3.4%	47
TOTAL		1,396

Q52 Teachers and students respect one another at this school.

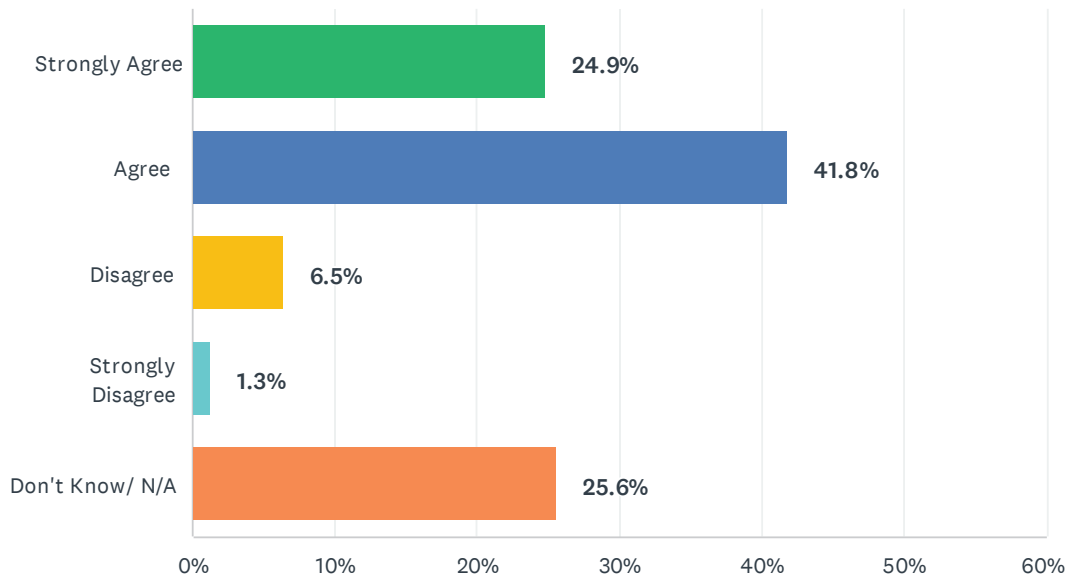
Answered: 1,395 Skipped: 504



ANSWER CHOICES	RESPONSES	
Strongly Agree	34.7%	484
Agree	49.1%	685
Disagree	6.5%	90
Strongly Disagree	1.2%	17
Don't Know/ N/A	8.5%	119
TOTAL		1,395

Q53 Discipline is fair.

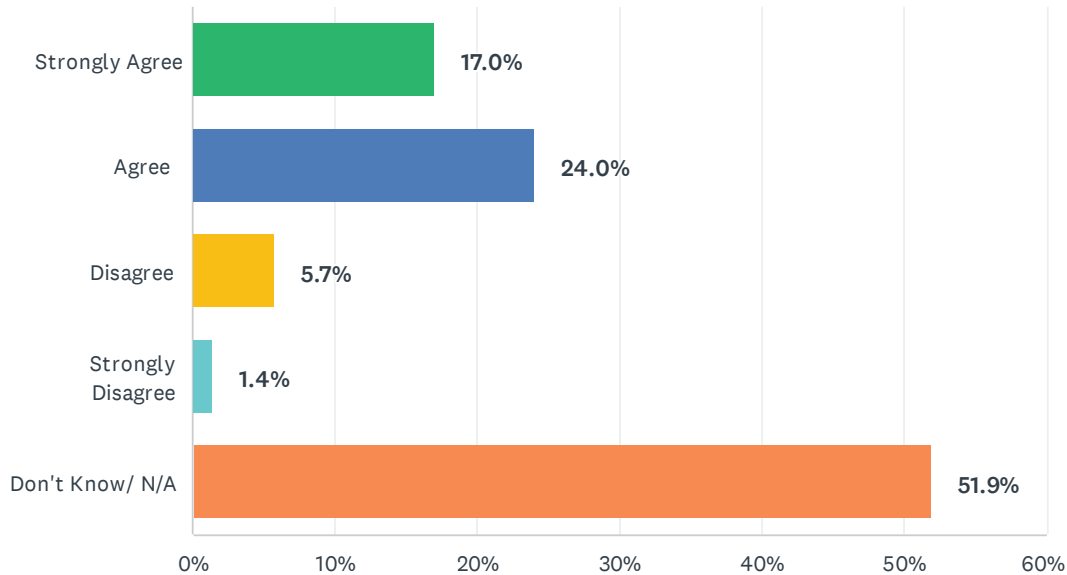
Answered: 1,395 Skipped: 504



ANSWER CHOICES	RESPONSES	
Strongly Agree	24.9%	347
Agree	41.8%	583
Disagree	6.5%	90
Strongly Disagree	1.3%	18
Don't Know/ N/A	25.6%	357
TOTAL		1,395

Q54 When threatening behavior between students arises, the school staff intervene appropriately.

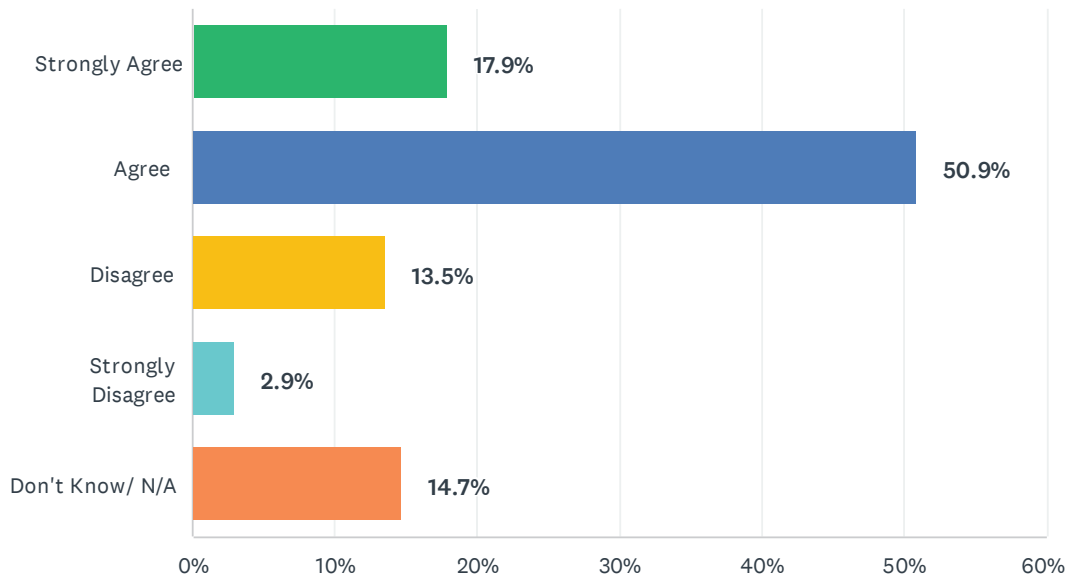
Answered: 1,396 Skipped: 503



ANSWER CHOICES	RESPONSES	
Strongly Agree	17.0%	237
Agree	24.0%	335
Disagree	5.7%	80
Strongly Disagree	1.4%	19
Don't Know/ N/A	51.9%	725
TOTAL		1,396

Q55 Students treat each other with kindness and respect.

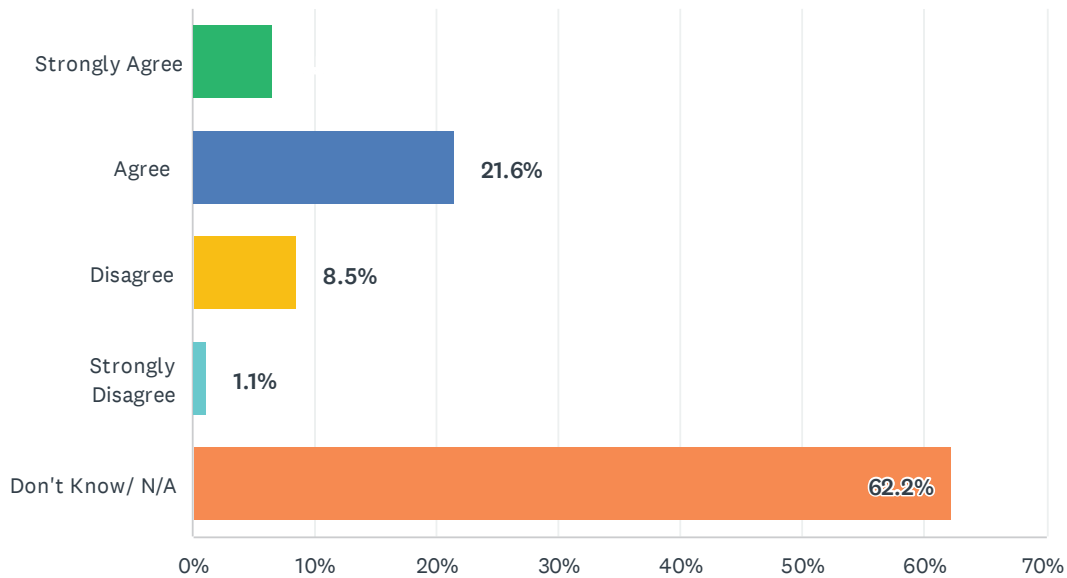
Answered: 1,392 Skipped: 507



ANSWER CHOICES	RESPONSES	
Strongly Agree	17.9%	249
Agree	50.9%	709
Disagree	13.5%	188
Strongly Disagree	2.9%	41
Don't Know/ N/A	14.7%	205
TOTAL		1,392

Q56 Students are kind and respectful on the bus.

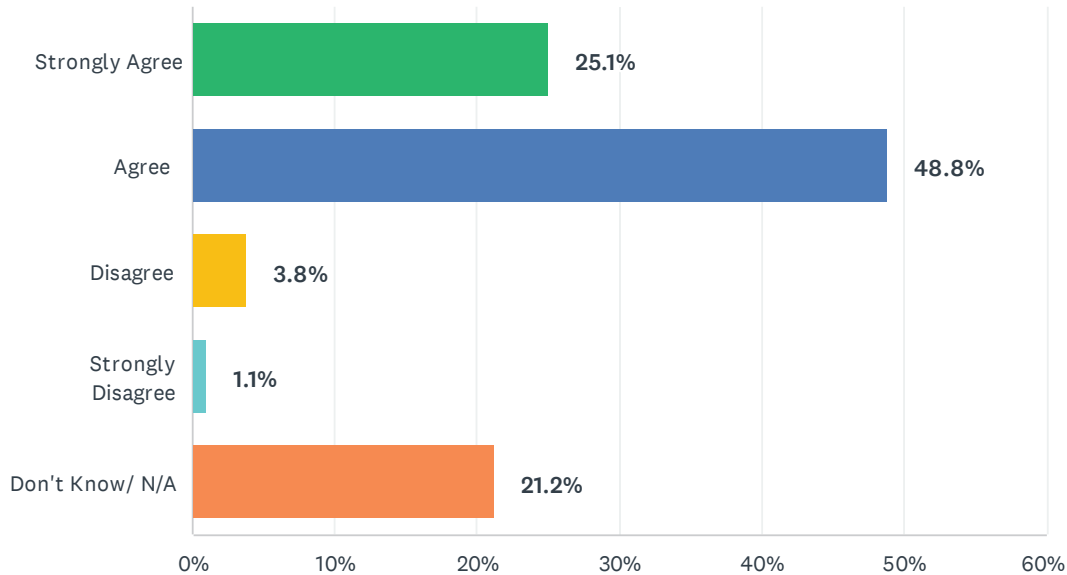
Answered: 1,392 Skipped: 507



ANSWER CHOICES	RESPONSES	
Strongly Agree	6.6%	92
Agree	21.6%	300
Disagree	8.5%	118
Strongly Disagree	1.1%	16
Don't Know/ N/A	62.2%	866
TOTAL		1,392

Q57 I feel the school's safety protocols and emergency plans are effective and appropriate.

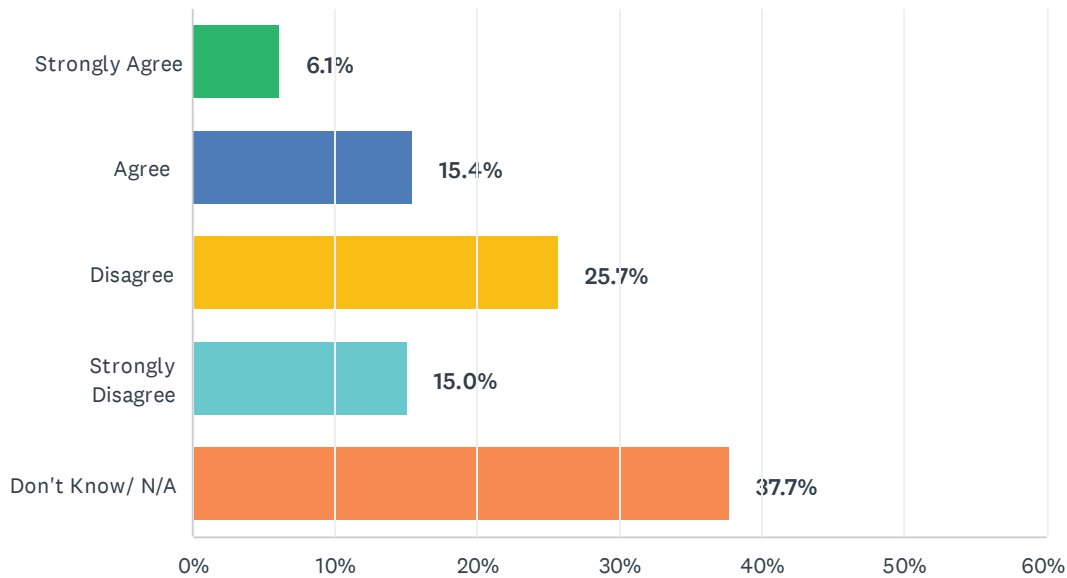
Answered: 1,393 Skipped: 506



ANSWER CHOICES	RESPONSES	
Strongly Agree	25.1%	349
Agree	48.8%	680
Disagree	3.8%	53
Strongly Disagree	1.1%	15
Don't Know/ N/A	21.2%	296
TOTAL		1,393

Q58 Alcohol and drug use is not a problem at this school.

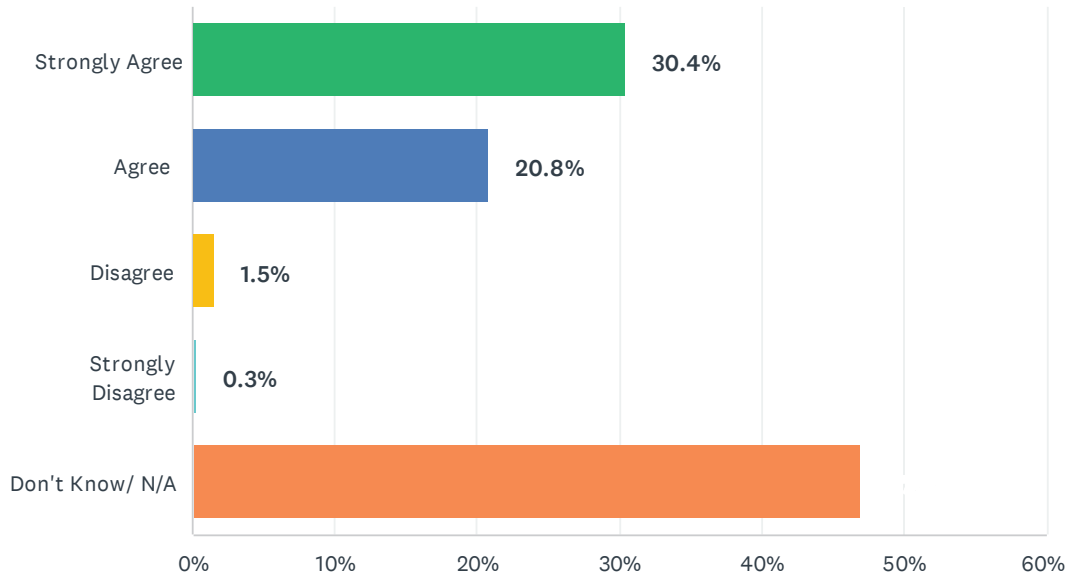
Answered: 751 Skipped: 1,148



ANSWER CHOICES	RESPONSES	
Strongly Agree	6.1%	46
Agree	15.4%	116
Disagree	25.7%	193
Strongly Disagree	15.0%	113
Don't Know/ N/A	37.7%	283
TOTAL		751

Q59 Students do not bring weapons to campus.

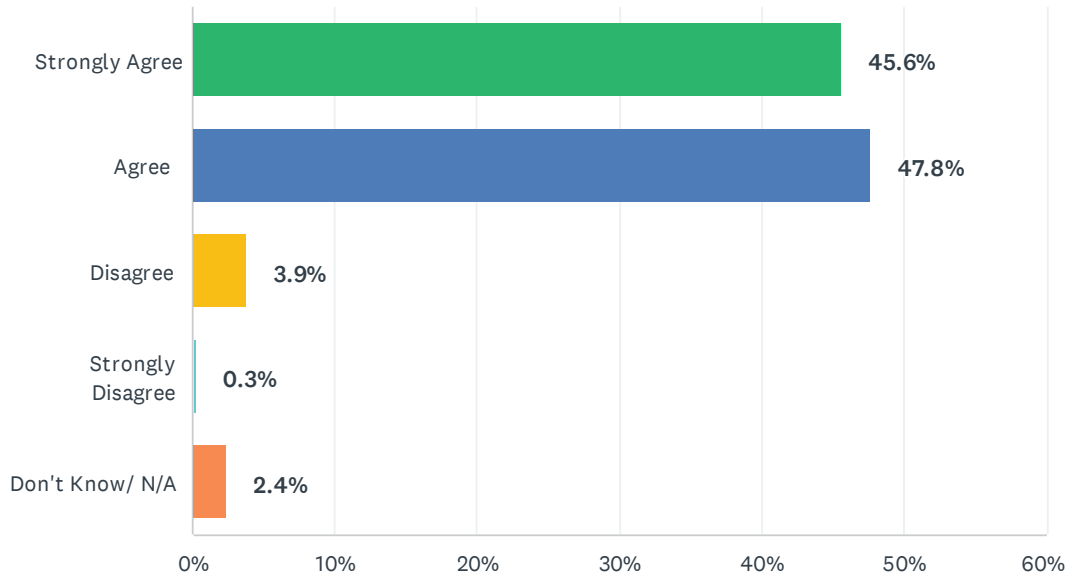
Answered: 1,397 Skipped: 502



ANSWER CHOICES	RESPONSES	
Strongly Agree	30.4%	425
Agree	20.8%	291
Disagree	1.5%	21
Strongly Disagree	0.3%	4
Don't Know/ N/A	47.0%	656
TOTAL		1,397

Q60 My child is provided the instructional materials, resources and technology needed for classes.

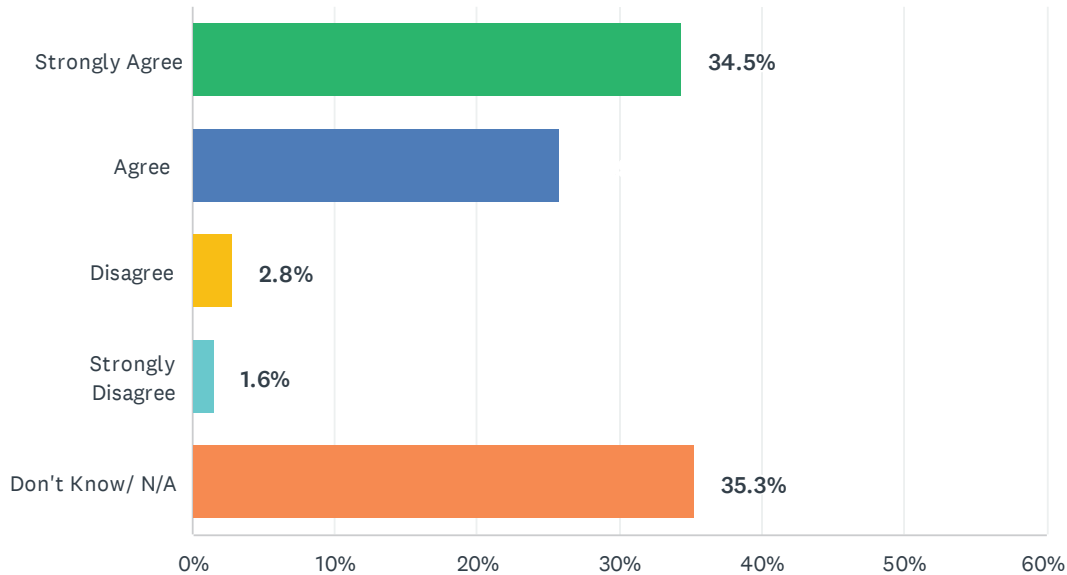
Answered: 1,392 Skipped: 507



ANSWER CHOICES	RESPONSES	
Strongly Agree	45.6%	635
Agree	47.8%	665
Disagree	3.9%	54
Strongly Disagree	0.3%	4
Don't Know/ N/A	2.4%	34
TOTAL		1,392

Q61 The school librarian assists in finding resources and reading materials.

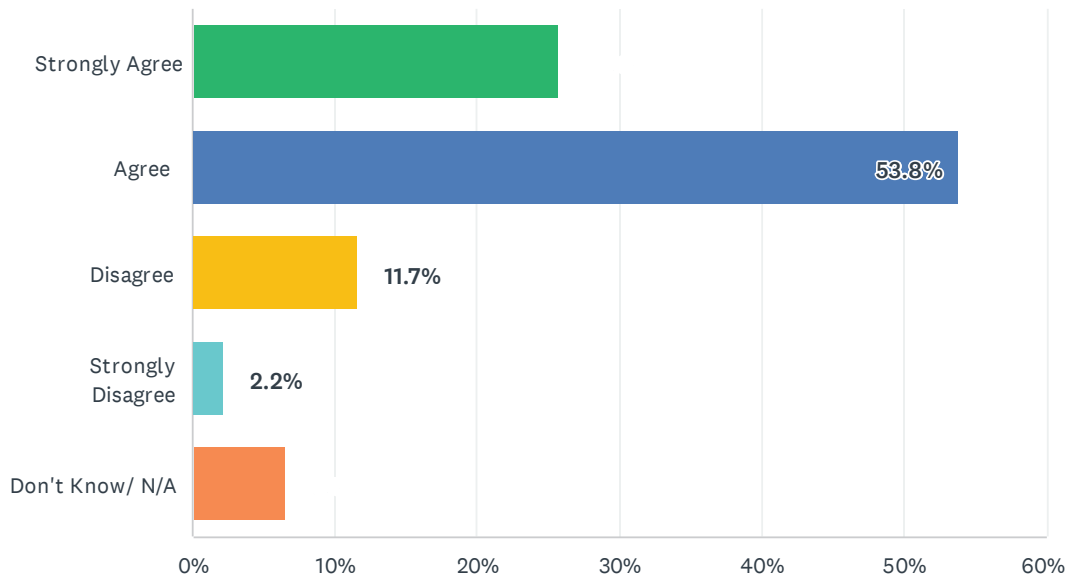
Answered: 1,396 Skipped: 503



ANSWER CHOICES	RESPONSES	
Strongly Agree	34.5%	481
Agree	25.9%	361
Disagree	2.8%	39
Strongly Disagree	1.6%	22
Don't Know/ N/A	35.3%	493
TOTAL		1,396

Q62 I feel my child's class sizes are appropriate.

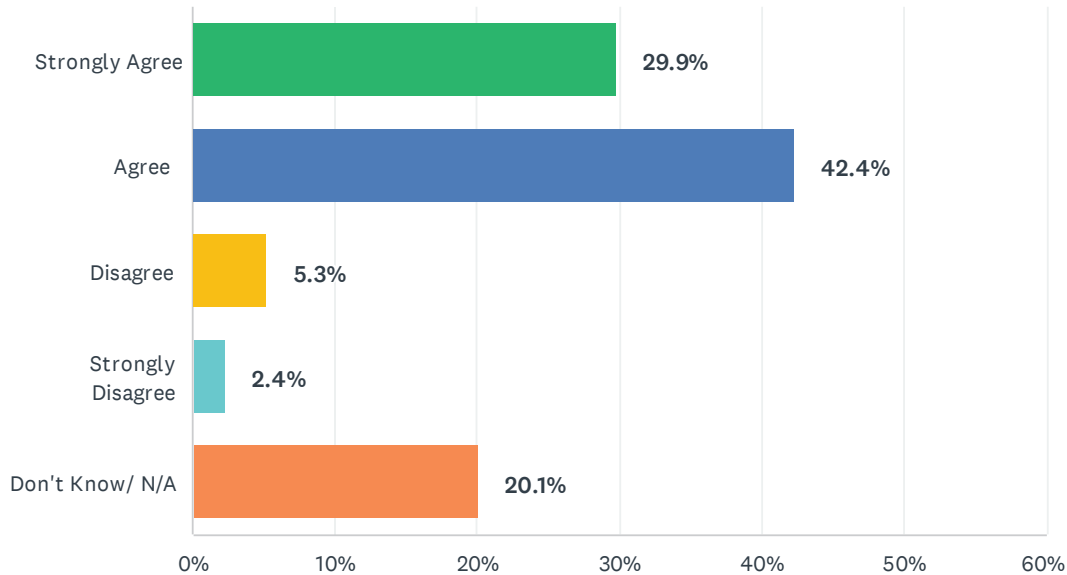
Answered: 1,393 Skipped: 506



ANSWER CHOICES	RESPONSES	
Strongly Agree	25.8%	359
Agree	53.8%	750
Disagree	11.7%	163
Strongly Disagree	2.2%	30
Don't Know/ N/A	6.5%	91
TOTAL		1,393

Q63 My child's school counselors are available to help my child with issues that arise at school.

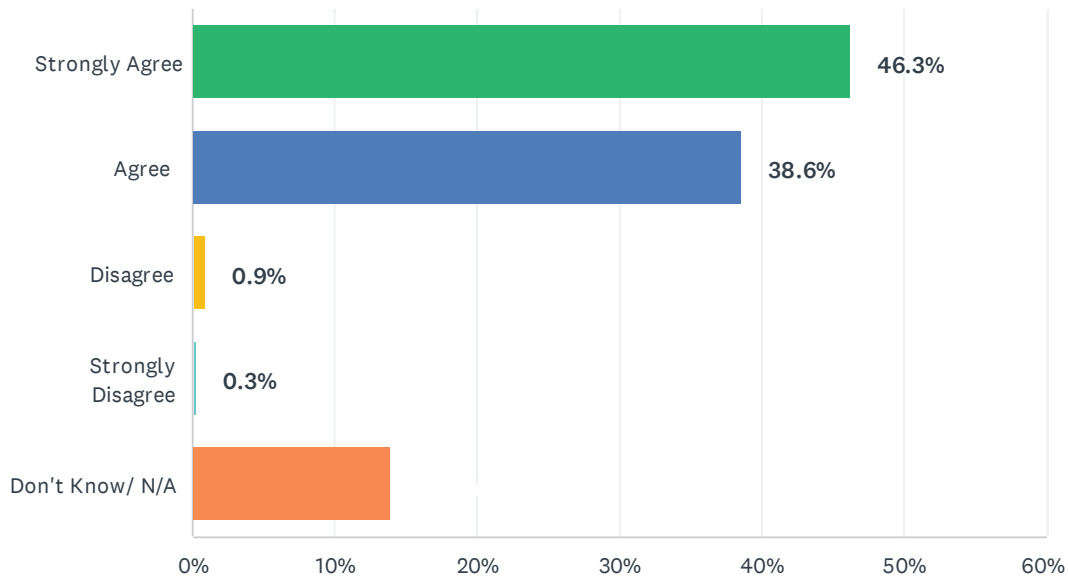
Answered: 1,396 Skipped: 503



ANSWER CHOICES	RESPONSES	
Strongly Agree	29.9%	417
Agree	42.4%	592
Disagree	5.3%	74
Strongly Disagree	2.4%	33
Don't Know/ N/A	20.1%	280
TOTAL		1,396

Q64 The school nurse attends to student health issues at school.

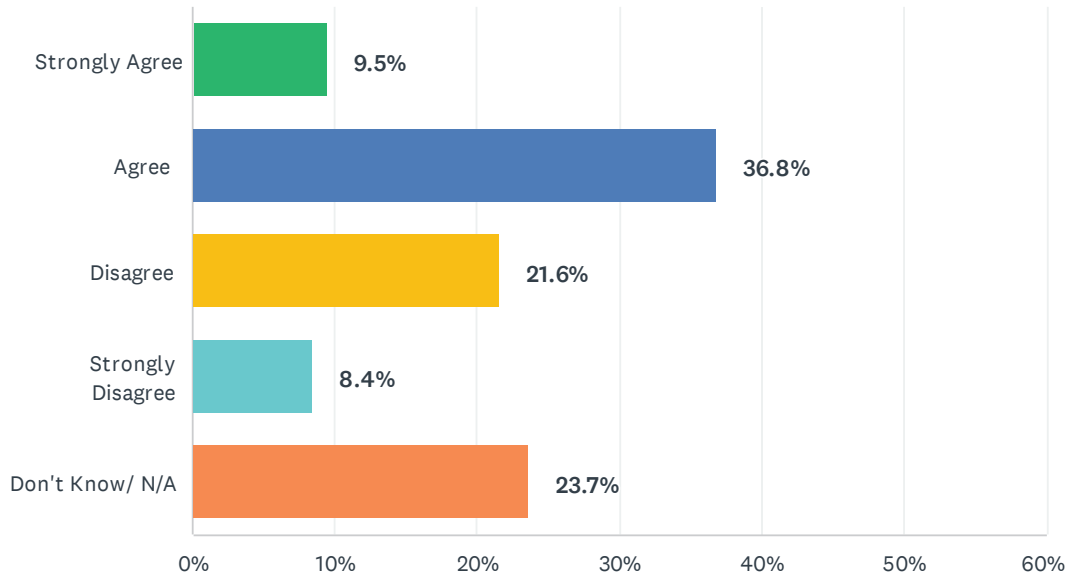
Answered: 1,394 Skipped: 505



ANSWER CHOICES	RESPONSES	
Strongly Agree	46.3%	646
Agree	38.6%	538
Disagree	0.9%	12
Strongly Disagree	0.3%	4
Don't Know/ N/A	13.9%	194
TOTAL		1,394

Q65 Healthy food is served in the cafeteria.

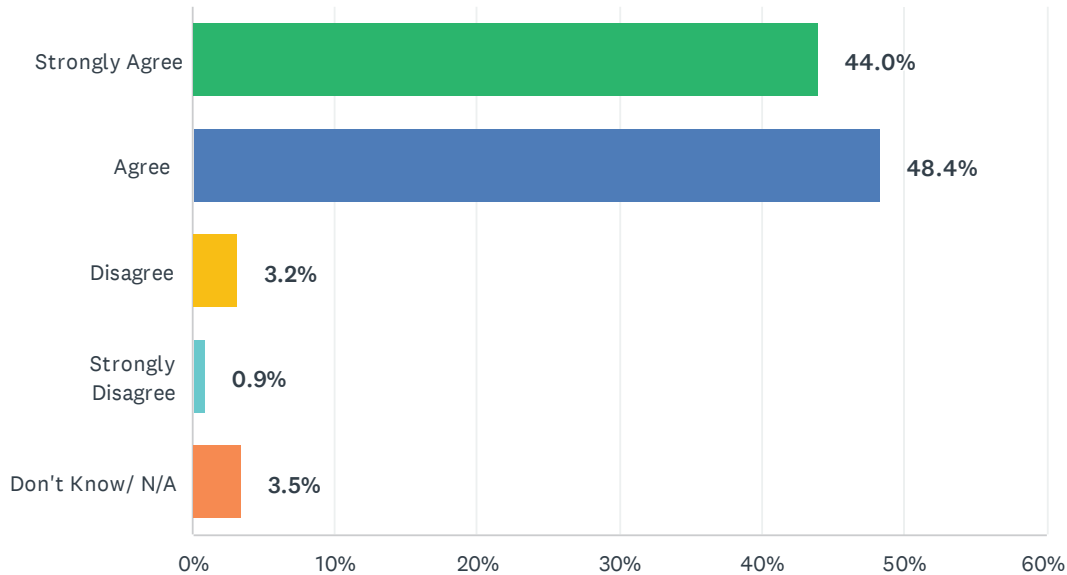
Answered: 1,395 Skipped: 504



ANSWER CHOICES	RESPONSES	
Strongly Agree	9.5%	132
Agree	36.8%	514
Disagree	21.6%	301
Strongly Disagree	8.4%	117
Don't Know/ N/A	23.7%	331
TOTAL		1,395

Q66 My child's school is clean and well-maintained (air conditioning and heat work, adequate lighting, grounds kept in order, etc.).

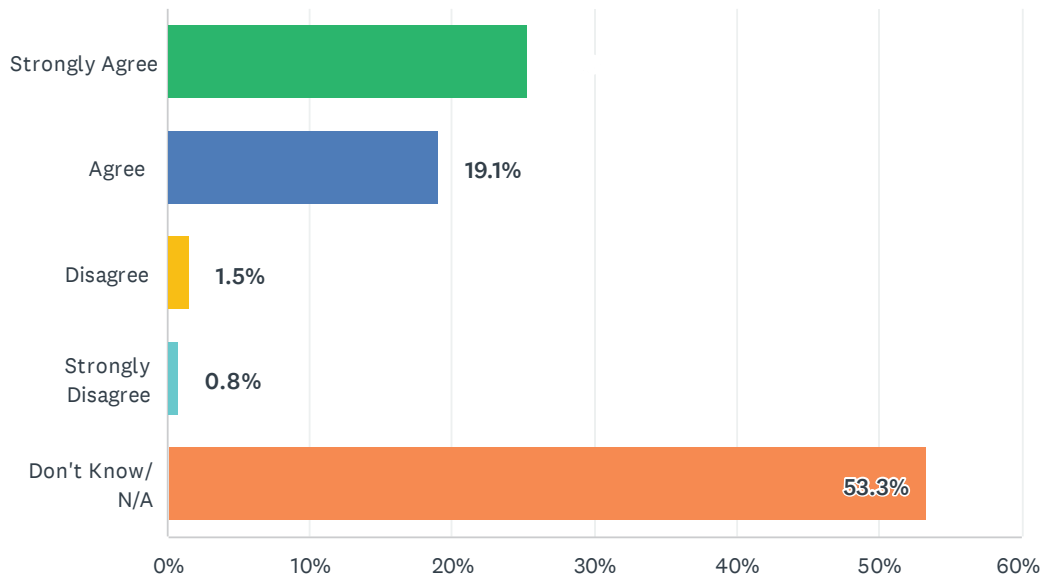
Answered: 1,394 Skipped: 505



ANSWER CHOICES	RESPONSES	
Strongly Agree	44.0%	614
Agree	48.4%	675
Disagree	3.2%	44
Strongly Disagree	0.9%	12
Don't Know/ N/A	3.5%	49
TOTAL		1,394

Q67 My child's school bus is on time most days.

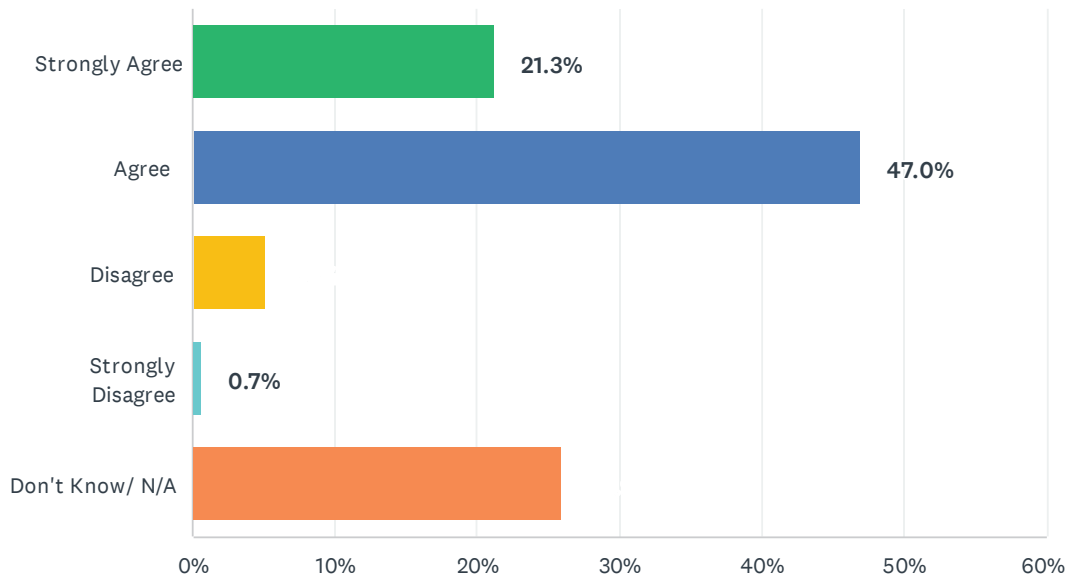
Answered: 1,389 Skipped: 510



ANSWER CHOICES	RESPONSES	
Strongly Agree	25.3%	351
Agree	19.1%	265
Disagree	1.5%	21
Strongly Disagree	0.8%	11
Don't Know/ N/A	53.3%	741
TOTAL		1,389

Q68 I feel my child is safe because of the security team at WHS.

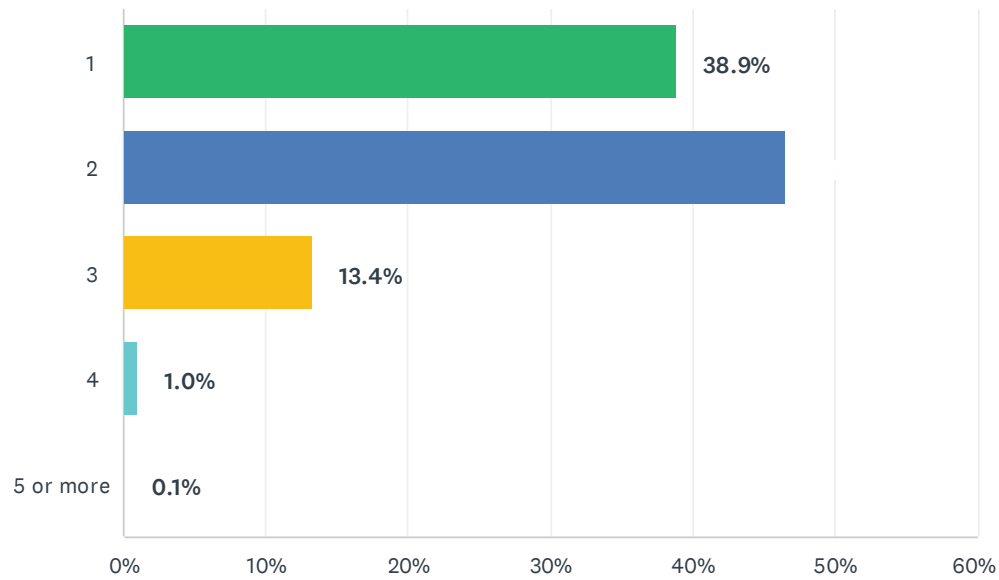
Answered: 428 Skipped: 1,471



ANSWER CHOICES	RESPONSES	
Strongly Agree	21.3%	91
Agree	47.0%	201
Disagree	5.1%	22
Strongly Disagree	0.7%	3
Don't Know/ N/A	25.9%	111
TOTAL		428

Q69 How many children do you have attending a district school?

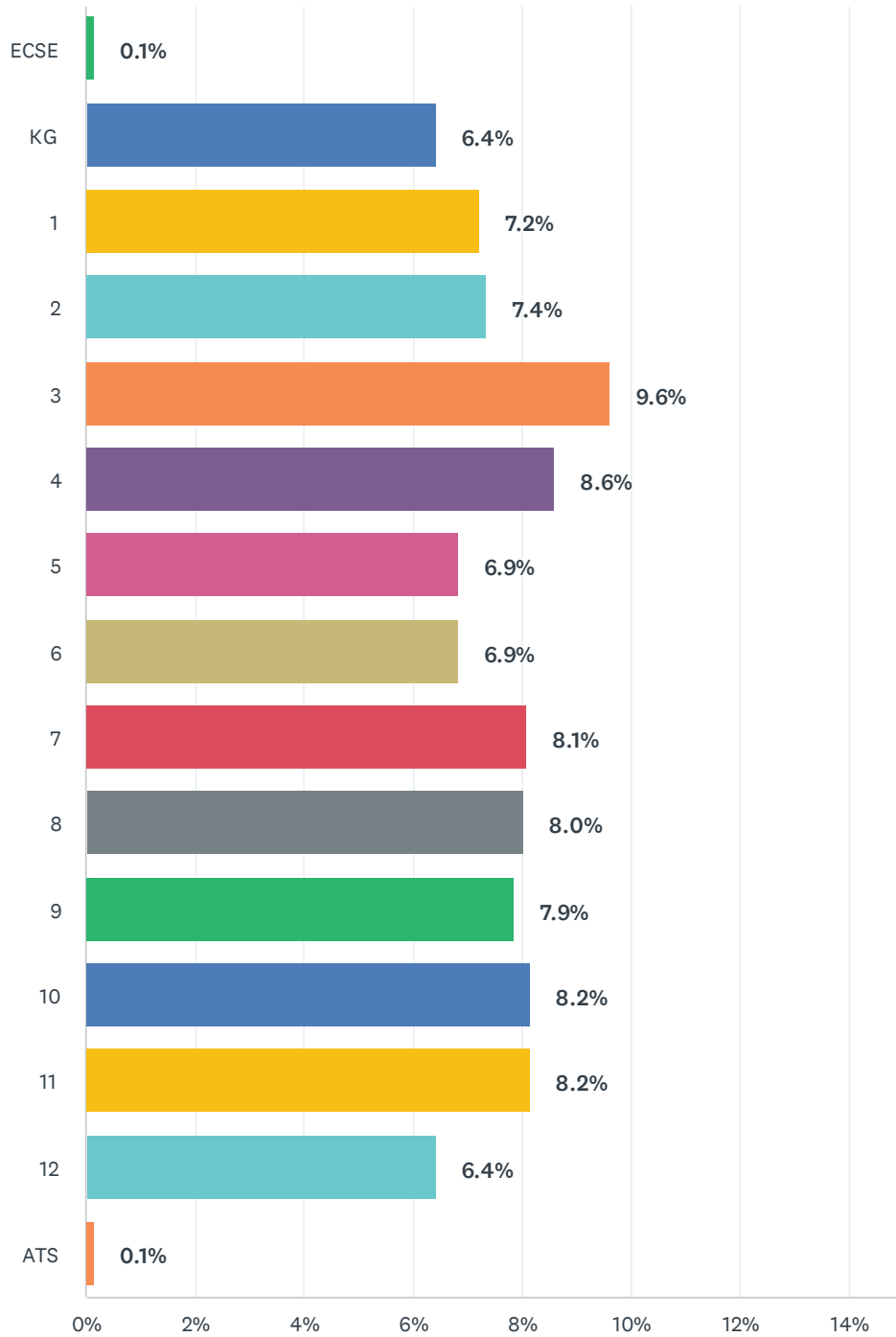
Answered: 1,377 Skipped: 522



ANSWER CHOICES	RESPONSES	
1	38.9%	535
2	46.6%	642
3	13.4%	184
4	1.0%	14
5 or more	0.1%	2
TOTAL		1,377

Q70 Please indicate the grade level of the child for whom you are responding.

Answered: 1,371 Skipped: 528

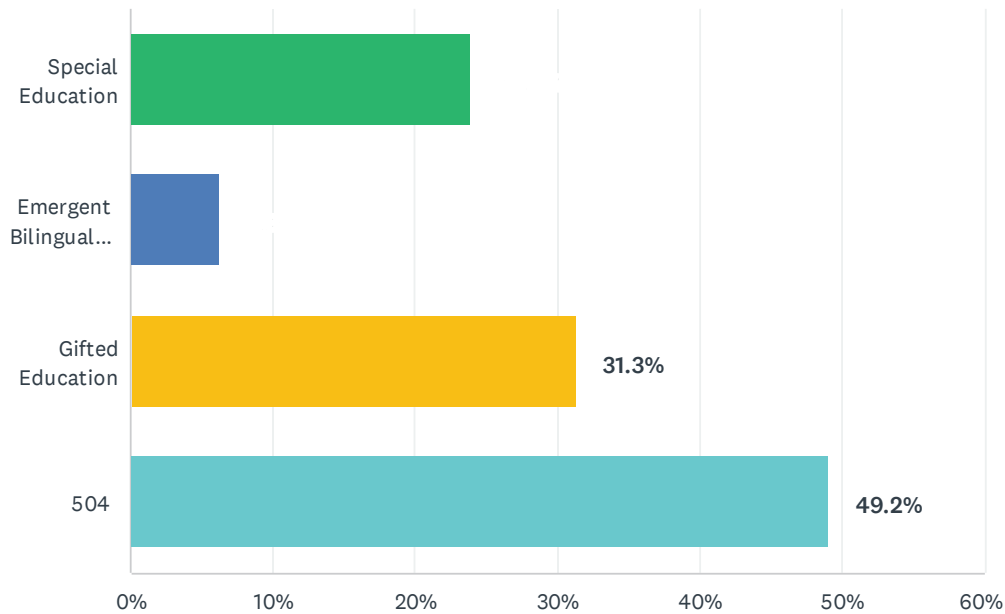


Parent Climate Survey 2022

ANSWER CHOICES	RESPONSES	
ECSE	0.1%	2
KG	6.4%	88
1	7.2%	99
2	7.4%	101
3	9.6%	132
4	8.6%	118
5	6.9%	94
6	6.9%	94
7	8.1%	111
8	8.0%	110
9	7.9%	108
10	8.2%	112
11	8.2%	112
12	6.4%	88
ATS	0.1%	2
TOTAL		1,371

Q71 Does your child receive any of the following services at this school?

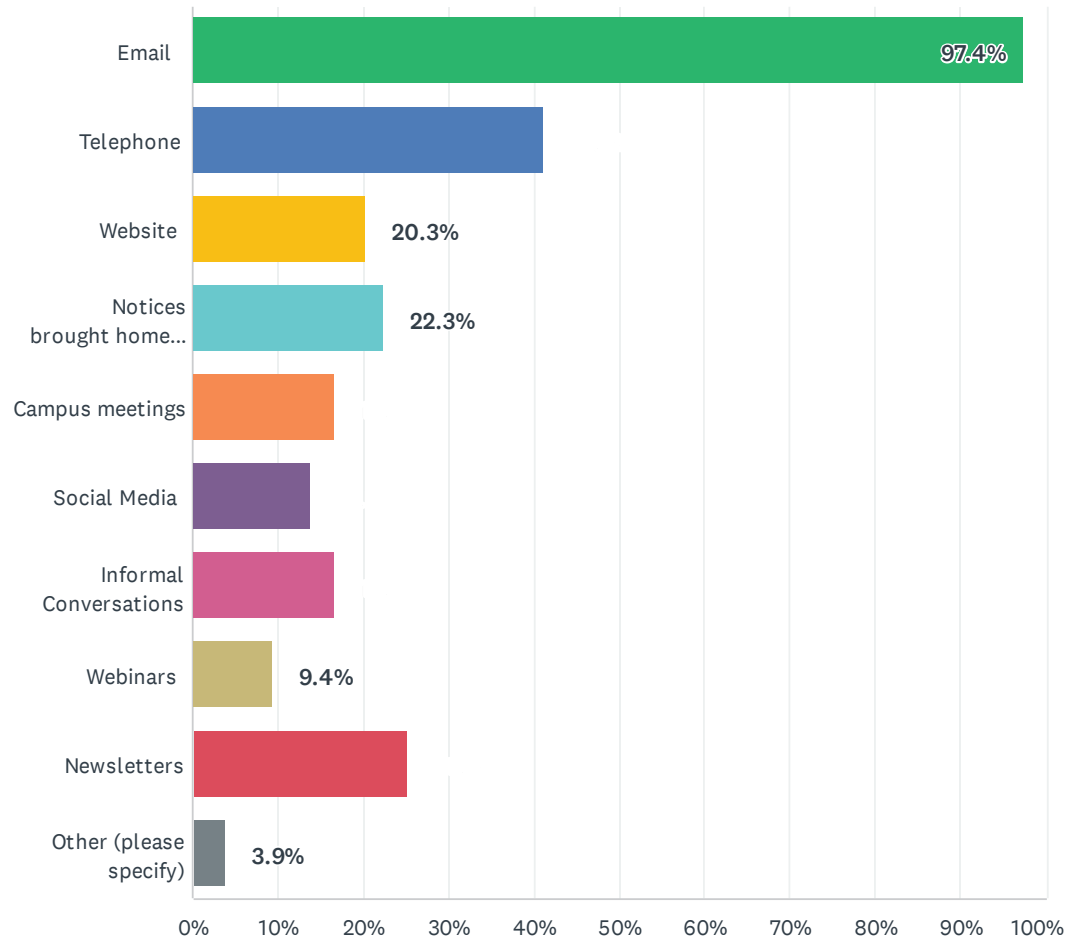
Answered: 543 Skipped: 1,356



ANSWER CHOICES	RESPONSES	
Special Education	23.9%	130
Emergent Bilingual (Formerly ELL)	6.3%	34
Gifted Education	31.3%	170
504	49.2%	267
Total Respondents: 543		

Q72 What are the best ways for the school to communicate with you about your child's education?

Answered: 1,372 Skipped: 527

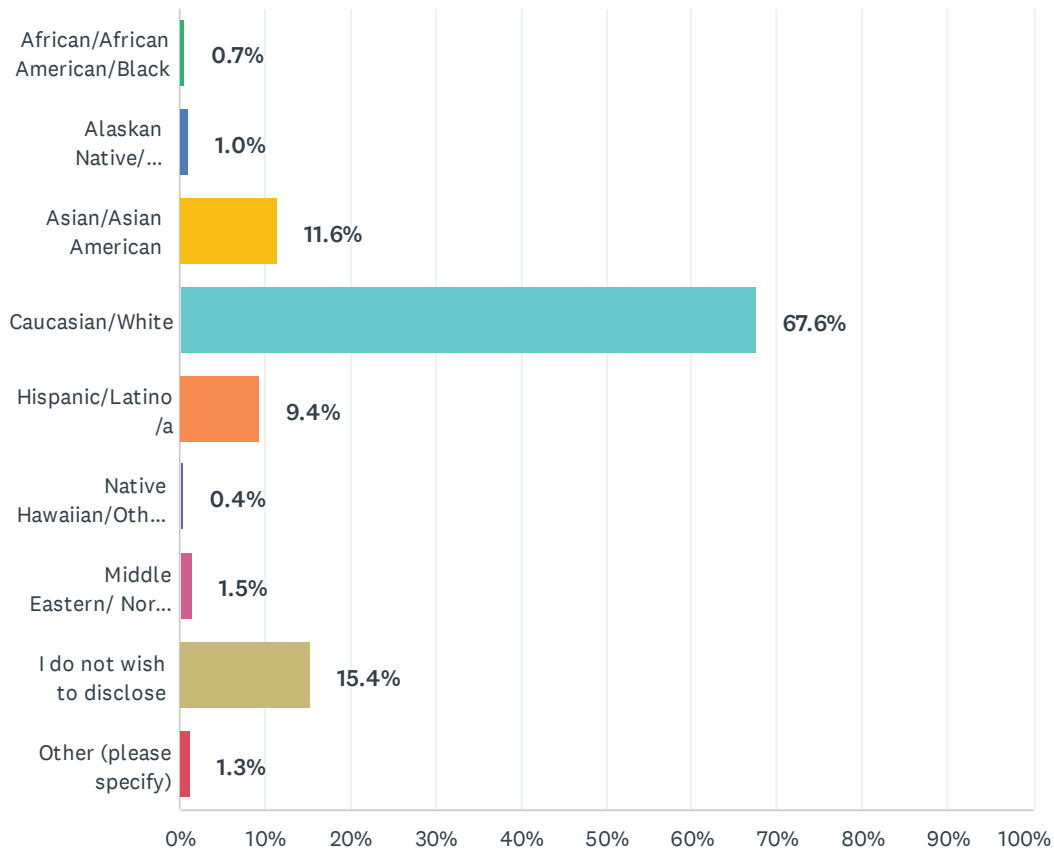


Parent Climate Survey 2022

ANSWER CHOICES	RESPONSES	
Email	97.4%	1,337
Telephone	41.2%	565
Website	20.3%	279
Notices brought home by student	22.3%	306
Campus meetings	16.7%	229
Social Media	13.8%	189
Informal Conversations	16.6%	228
Webinars	9.4%	129
Newsletters	25.2%	346
Other (please specify)	3.9%	53
Total Respondents: 1,372		

Q73 What is your race/ethnicity? (Check all that apply.)

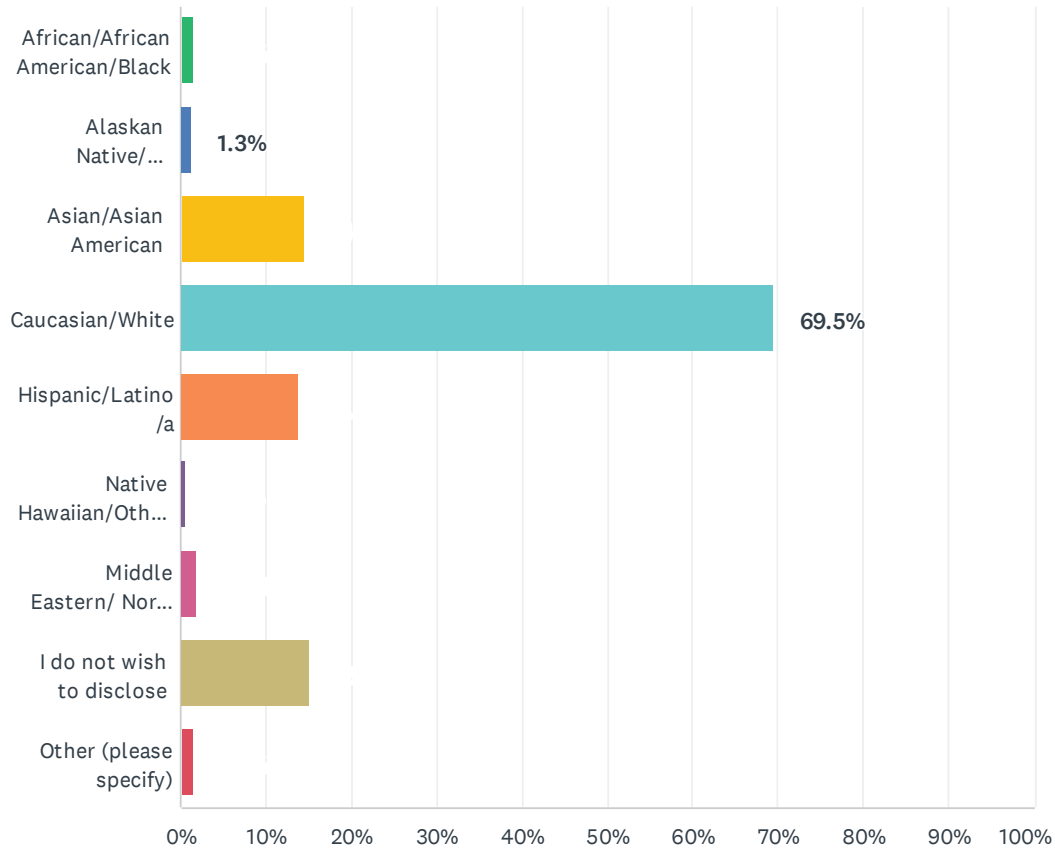
Answered: 1,357 Skipped: 542



ANSWER CHOICES	RESPONSES	
African/African American/Black	0.7%	10
Alaskan Native/ Indigenous/ Native American	1.0%	14
Asian/Asian American	11.6%	157
Caucasian/White	67.6%	918
Hispanic/Latino/a	9.4%	127
Native Hawaiian/Other Pacific Islander	0.4%	6
Middle Eastern/ North African	1.5%	21
I do not wish to disclose	15.4%	209
Other (please specify)	1.3%	17
Total Respondents: 1,357		

Q74 What racial/ ethnic groups are represented in your immediate family? (Check all that apply.)

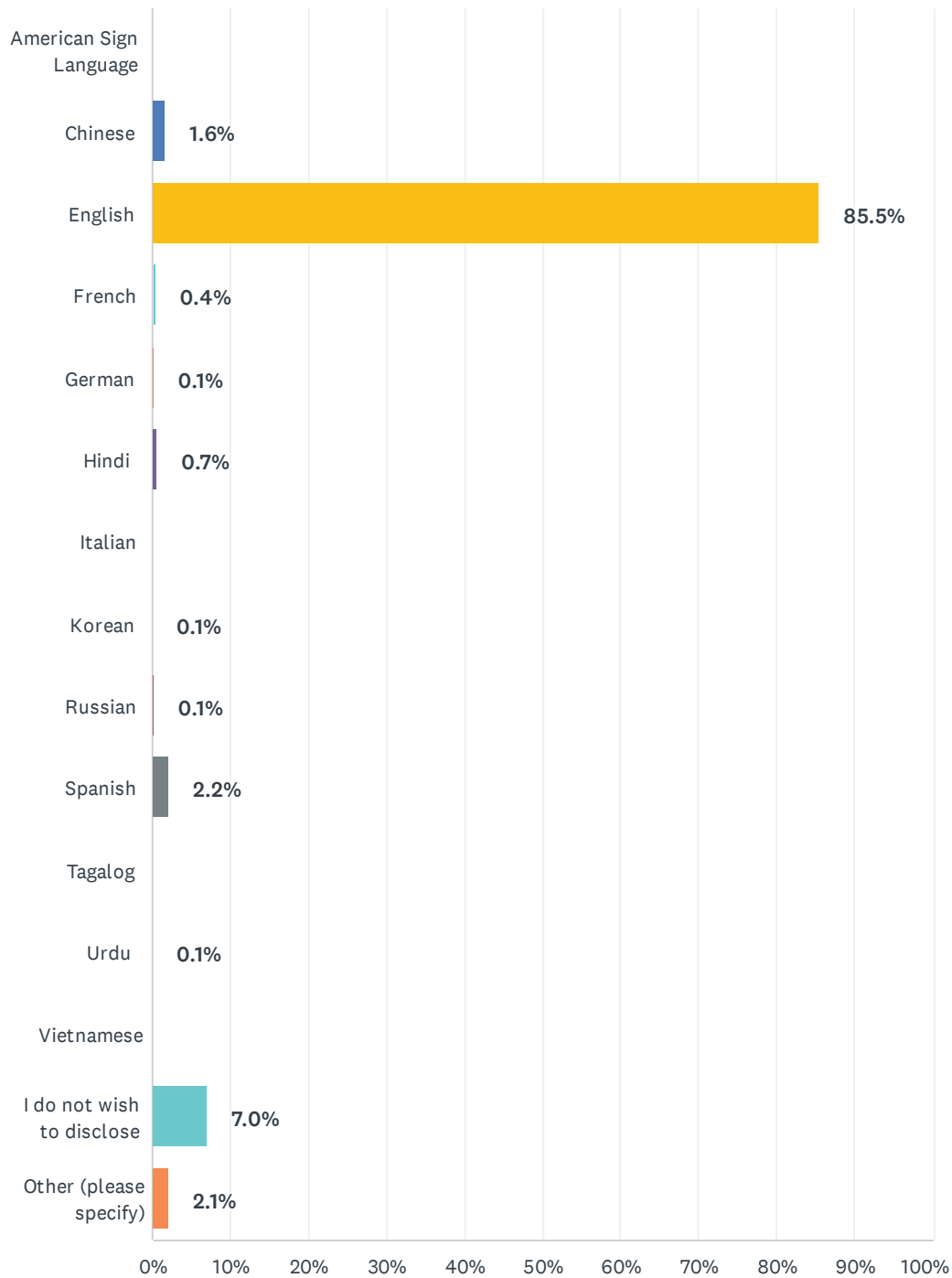
Answered: 1,349 Skipped: 550



ANSWER CHOICES	RESPONSES	
African/African American/Black	1.5%	20
Alaskan Native/ Indigenous/ Native American	1.3%	18
Asian/Asian American	14.5%	195
Caucasian/White	69.5%	938
Hispanic/Latino/a	13.9%	188
Native Hawaiian/Other Pacific Islander	0.7%	9
Middle Eastern/ North African	1.9%	26
I do not wish to disclose	15.1%	204
Other (please specify)	1.5%	20
Total Respondents: 1,349		

Q75 What is the primary language spoken in your home?

Answered: 1,362 Skipped: 537

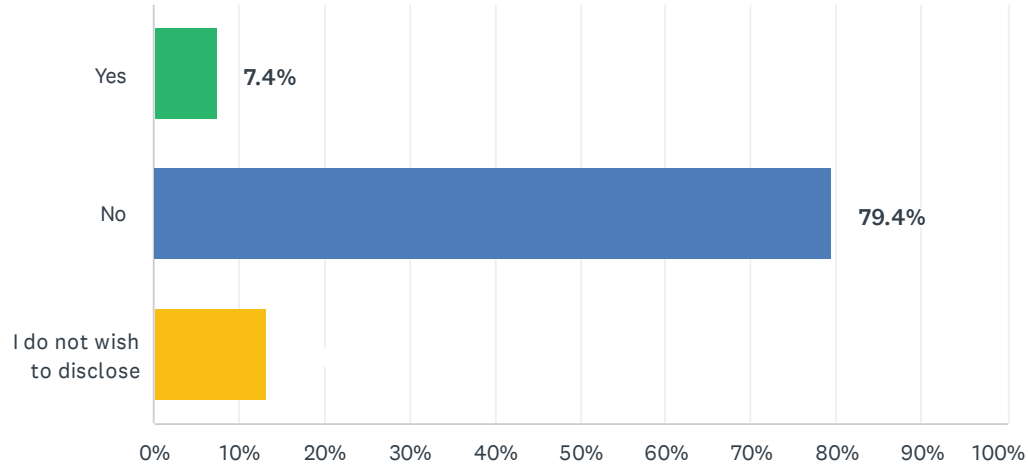


Parent Climate Survey 2022

ANSWER CHOICES	RESPONSES	
American Sign Language	0.0%	0
Chinese	1.6%	22
English	85.5%	1,164
French	0.4%	6
German	0.1%	2
Hindi	0.7%	10
Italian	0.0%	0
Korean	0.1%	1
Russian	0.1%	2
Spanish	2.2%	30
Tagalog	0.0%	0
Urdu	0.1%	1
Vietnamese	0.0%	0
I do not wish to disclose	7.0%	96
Other (please specify)	2.1%	28
TOTAL		1,362

Q76 Do you or a member of your immediate family identify as a member of the LGBTQ community?

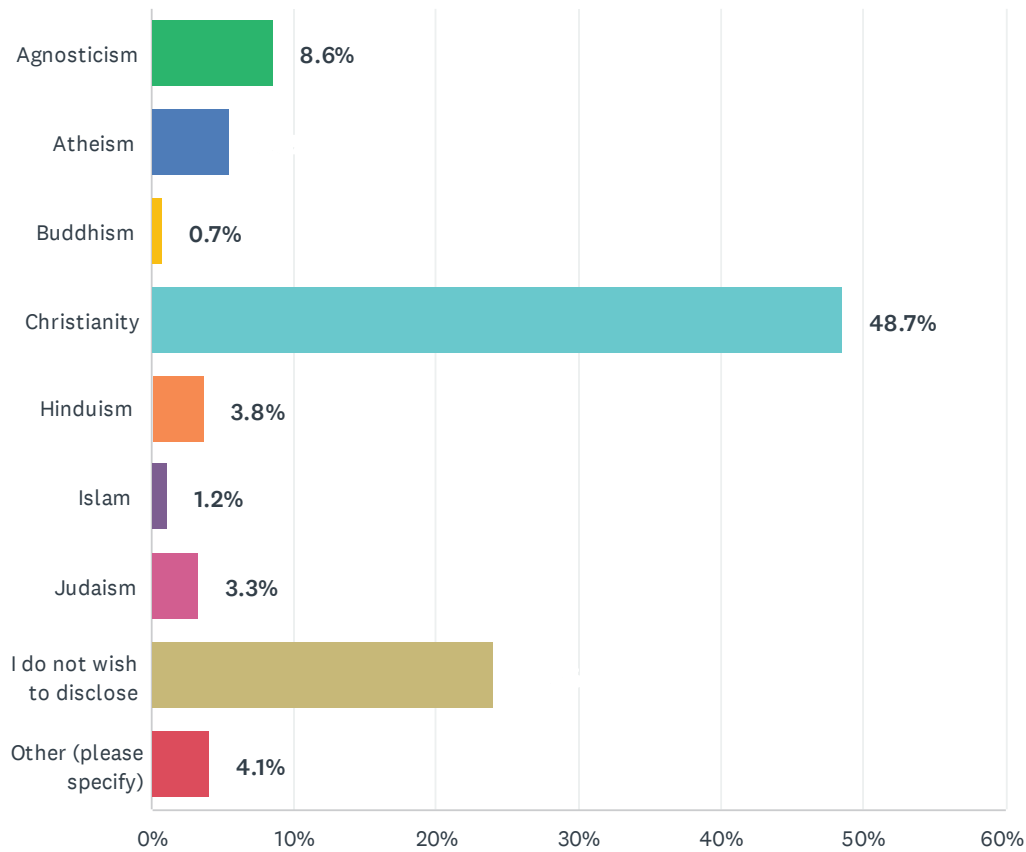
Answered: 1,361 Skipped: 538



ANSWER CHOICES	RESPONSES	
Yes	7.4%	101
No	79.4%	1,081
I do not wish to disclose	13.2%	179
TOTAL		1,361

Q77 What is your religious affiliation?

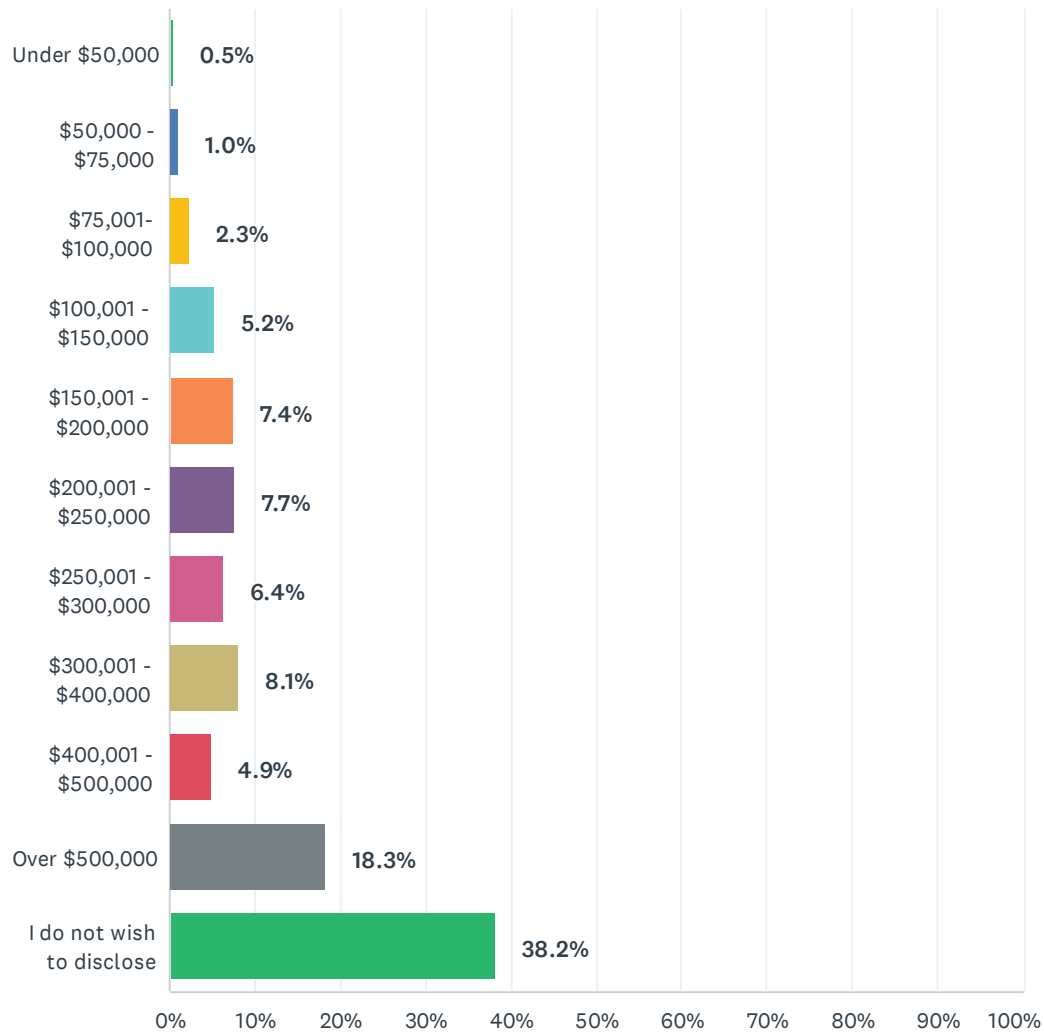
Answered: 1,356 Skipped: 543



ANSWER CHOICES	RESPONSES	
Agnosticism	8.6%	116
Atheism	5.5%	75
Buddhism	0.7%	10
Christianity	48.7%	660
Hinduism	3.8%	51
Islam	1.2%	16
Judaism	3.3%	45
I do not wish to disclose	24.1%	327
Other (please specify)	4.1%	56
TOTAL		1,356

Q78 What is your total gross/pretax household income?

Answered: 1,357 Skipped: 542



Parent Climate Survey 2022

ANSWER CHOICES	RESPONSES	
Under \$50,000	0.5%	7
\$50,000 - \$75,000	1.0%	14
\$75,001- \$100,000	2.3%	31
\$100,001 - \$150,000	5.2%	71
\$150,001 - \$200,000	7.4%	101
\$200,001 - \$250,000	7.7%	104
\$250,001 - \$300,000	6.4%	87
\$300,001 - \$400,000	8.1%	110
\$400,001 - \$500,000	4.9%	66
Over \$500,000	18.3%	248
I do not wish to disclose	38.2%	518
TOTAL		1,357