

2017

REPORT TO OUR COMMUNITY

Hockinson School District is thriving—

thanks to our community's strong support and careful stewardship of our financial resources.

In the 2016-17 school year, our expenditures per student were \$10,779. In 2017-18, we anticipate they will be \$11,777. Here are our budgeted revenues and expenditures for the current school year, plus our final numbers from 2016-17.

For details, please visit our website at <https://tinyurl.com/HSDfinreports>.

About Our Students

Our students are served by three campuses:
Hockinson Heights Elementary,
Hockinson Middle & Hockinson High.



ENROLLMENT* 1,878

*Based on October 2016 student count

GENDER: Male: 51.8% Female: 48.2%

AVERAGE STUDENT TO TEACHER RATIOS*

Grades	K	1-3	4-5	6-8	9-12
Ratio	21:1	22:1	25:1	22:1	20:1

WE EMPLOY

Teachers and certificated staff.....	115
Support staff.....	84
District administrators	2
School administrators	5



DISTRICT REPORT CARD

If you would like more information on our District and our accomplishments, visit the OSPI website at reportcard.ospi.k12.wa.us Select Hockinson in the summary search box. When you arrive at the HSD page, select 2016 - 2017 for the most recent update.

ON-TIME GRADUATION RATE

2017	94.6%
2016	93.3%
2015	92.7%



ETHNICITY

American Indian / Alaskan Native	0.5%
Asian	2.3%
Black / African American	0.9%
Hispanic	4.7%
Native Hawaiian / Other Pacific Islander....	0.1%
White	88.4%
Two or More Races	3%

STUDENTS WHO QUALIFY FOR FREE OR REDUCED-PRICE MEALS: 17.3%

2016-17 ACTUAL

REVENUES

Local Levies	18.6%
Local Non-Tax.....	3.2%
Other	0.1%
State, Gen. Purpose	62.7%
State Grants	12%
Federal.....	3.5%

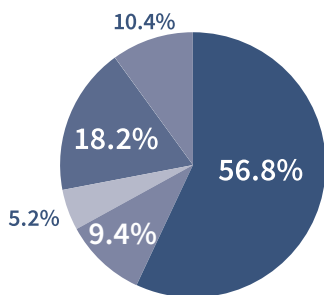
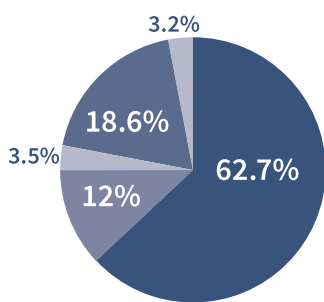
\$19,769,610

EXPENDITURES

Teaching Activities	56.8%
Other Support	18.2%
District Administration	5.2%
Teaching Support.....	10.4%
School Administration.....	9.4%

\$19,974,971

Cost per student: \$10,779



2017-18 BUDGETED

REVENUES

Local Levies	19.2%
Local Non-Tax.....	3.8%
Other	0%
State, Gen. Purpose	62.6%
State Grants	10.9%
Federal.....	3.5%

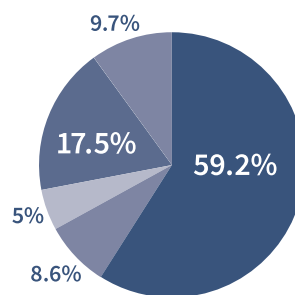
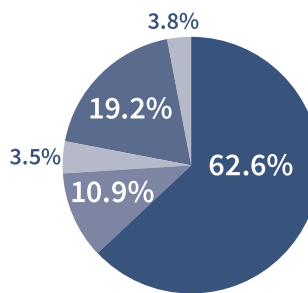
\$22,698,955

EXPENDITURES

Teaching Activities	59.2%
Other Support	17.5%
District Administration	5%
Teaching Support.....	9.7%
School Administration.....	8.6%

\$22,671,377

Cost per student: \$11,777



STANDARDIZED TESTING DATA



Hockinson School District's No. 1 strategic goal is to create a culture of distinguished teaching and optimized learning for each student. One measure of this progress is state-mandated test scores.

HSD students made an especially strong showing in the science tests, which are given to fifth, eighth and 10th graders. Most of last year's scores also show a higher percentage of Hockinson students demonstrating proficiency in math, English Language Arts and science than students statewide. Sixth and eighth grade math and English Language Arts are still working toward proficiency at levels similar to the state as a whole.

The district is in the midst of numerous curriculum updates and has adopted new ELA and math curricula for grades K-12 over the past two years. Hockinson also is currently exploring next generation science materials for grades 6-12.

"These new curricula and online materials cover information and skills that are key parts of the state tests," said Superintendent Sandra Yager. "As our teachers and students become acclimated to the new content and testing methods, we are confident their scores will continue to strengthen."

Although state-mandated tests are only one indicator of academic progress—along with grades and teacher feedback—they can be very useful to students and their families, and educators. Testing, especially when combined with mid-year testing, helps teachers pinpoint areas of challenge for classes and individual students.

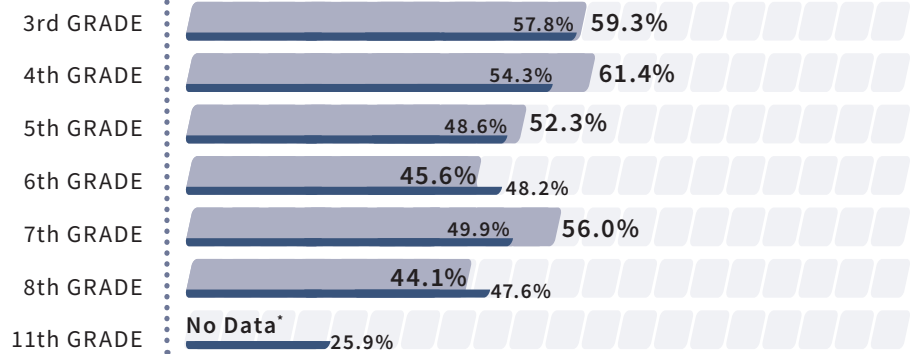
Plus, test results can help students determine whether they are prepared to achieve their goals and what areas they might target for improvement.

2016-17 Hockinson School District



● HOCKINSON ● STATE AVG.

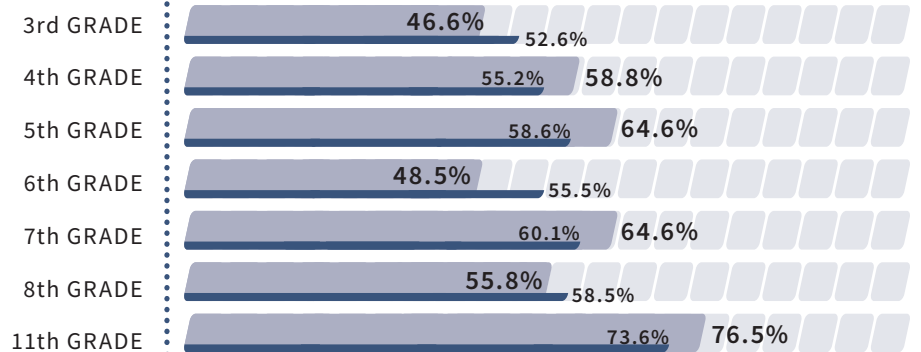
MATHEMATICS Smarter Balanced Assessment



*SBA in math not required for 11th grade in 2016-17



ENGLISH LANGUAGE ARTS Smarter Balanced Assessment



SCIENCE

Measure of Student Progress (MSP) 5th & 8th Grade
Biology End-of-Course Exams (EOC) 10th Grade

