

Overview

This guide provides step-by-step instructions for students to login and access information through the eSD® Student Portal. The eSchoolData Student Portal makes it easy for students to view current academic information, allowing immediate access to grades, assignments, schedule, attendance and much more.

Logging In

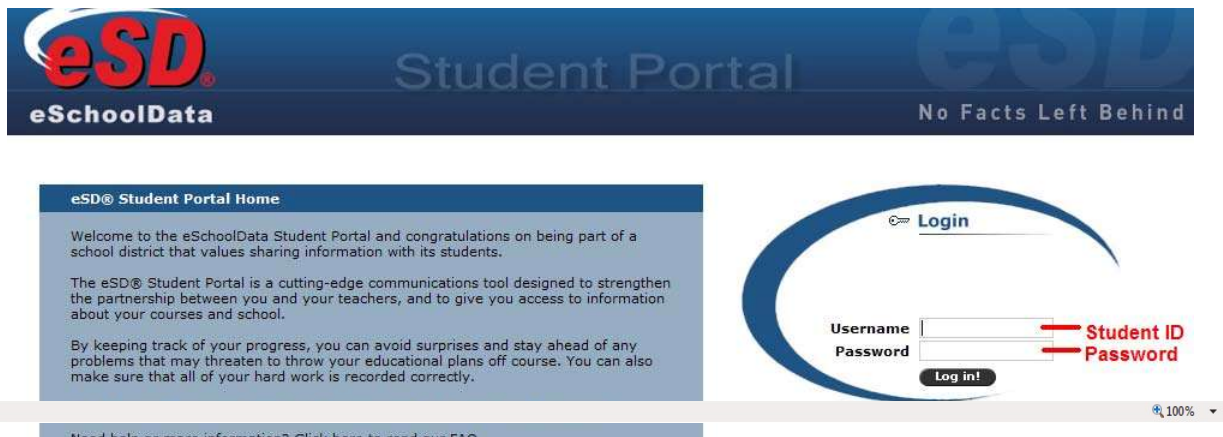
All currently enrolled high school students will be provided with an eSD® Student Portal account. Please refer to your school's website for an existing Student Portal Link. At any time, if you have any questions regarding your student portal account, please see your school counseling staff. The Student Portal can be accessed through the District website or it can be accessed directly through your web browser.

<https://esdstudentportal.lhric.org/clarkstown>

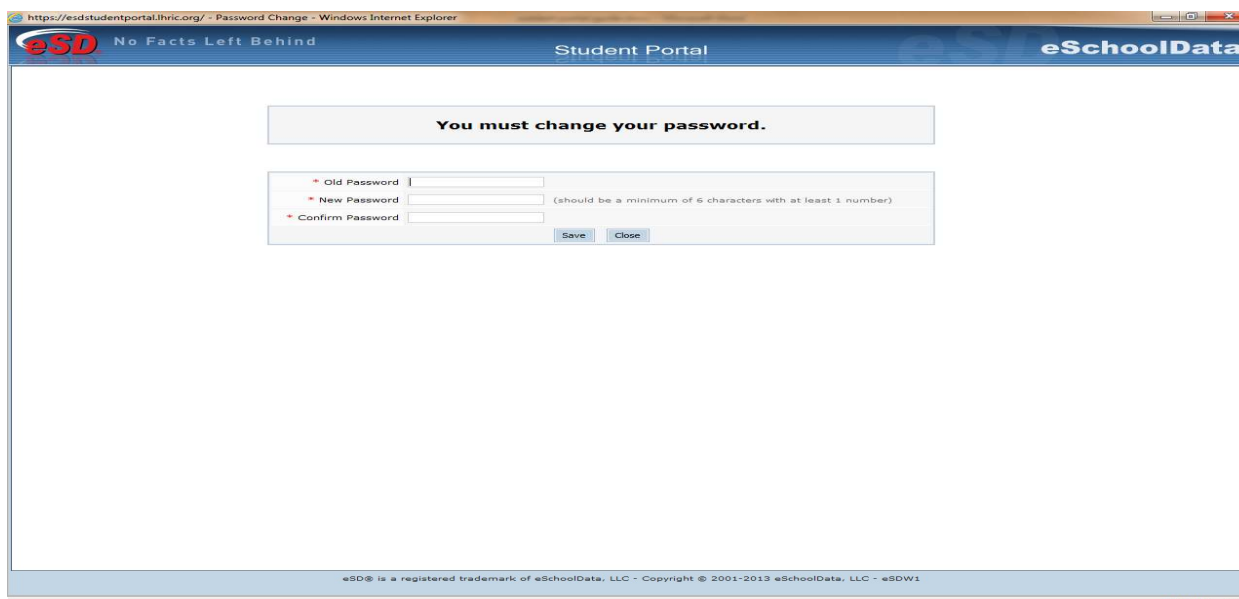
Log in using the following

User id: Student ID# (this can be found on your schedule, report card or progress report)

Password : will be shared by your school

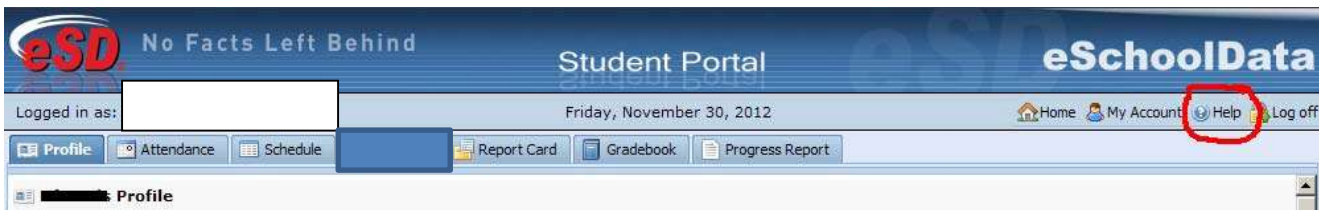


Upon first login, change the password, **old password (will be shared by school)**



Getting Help

Once logged in to your Portal account, click the **Help** button in the upper right corner of any Student Portal screen to access the **eSchoolData Student Portal F.A.Q.**



The **F.A.Q.** provides students with answers to commonly asked questions.



eSchoolData Student Portal F.A.Q.

What is the eSchoolData Student Portal?

The eSchoolData Student Portal is a highly secure, internet-based application through which you can see your academic record and current progress.

Am I eligible for an eSchoolData Student Portal account?

If you are currently enrolled in the school district you are eligible for an account.

What information will I be able to access with my eSchoolData Student Portal account?

This depends on your grade level and your school district's implementation plan. For example, some districts may permit grade 12 to have access to information.

How do I sign up for an eSchoolData Student Portal account?

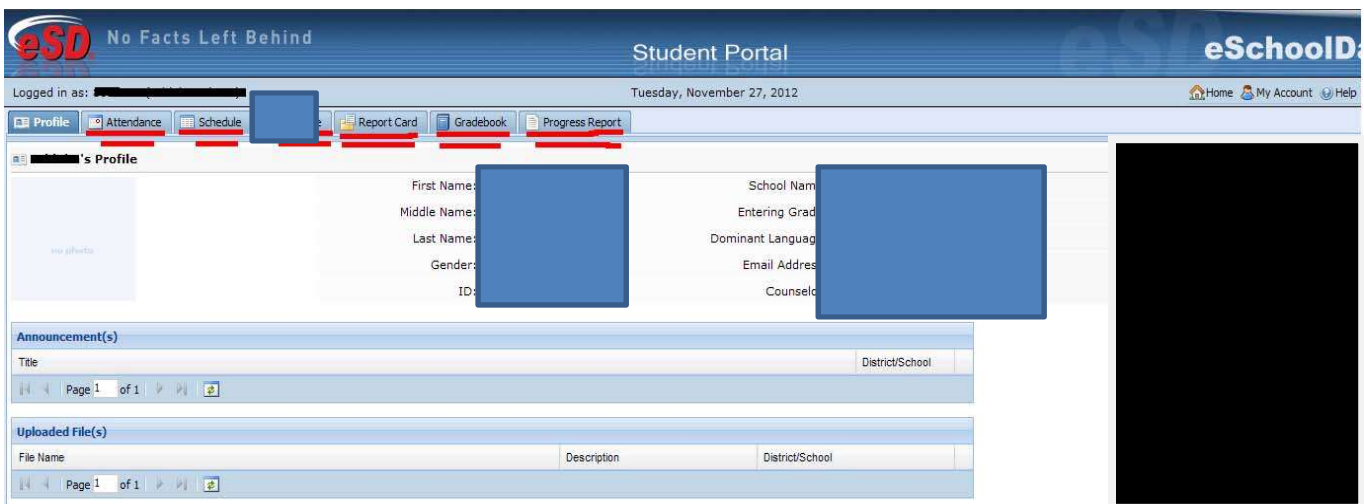
Contact your district's eSchoolData Student Portal administrator.

What if I forget my password?

Your district's eSchoolData Student Portal administrator will be able to help you.

Navigating the Portal

Once you have successfully logged into the student portal, your **Profile** page will display. Click a **tab** to access the corresponding information. All tabs may not be available, and their order may differ from these screenshots, depending upon your school's use of the eSchoolData system.



Click the **Attendance** tab to view your Attendance. Attendance will display based on settings established by the

district. Click the **Print** icon to print your attendance.

eSD No Facts Left Behind Student Portal **eSchoolData**

Logged in as: [redacted] Friday, November 30, 2012 Home My Account Help Log

Profile **Attendance** Schedule Report Card Gradebook Progress Report

Student Information

First Name: [redacted] Middle Name: [redacted] Last Name: [redacted]
 ID Number: [redacted] Grade: [redacted] Gender: [redacted]

Student Attendance

Day	Attendance										AE	AU	TE	TU
	P1 805 - 849	P2 853 - 933	P3 937 - 1017	P4 1021-1101	P5 1105-1145	P6 1139-1219	P7 1223-105	P8 109-151	P9 155-236	D				
09/17/2012	P	P	P	P	P	N.A	P	N.A	AE (M-ED)	P	1	0	0	0
09/18/2012	AE (NURSE)	AE (S-ED)	AE (S-ED)	AE (S-ED)	AE (S-ED)	N.A	AE (S-ED)	AE (S-ED)	AE (S-ED)	DF (S-ED)	8	0	0	0
09/21/2012	P	P	P	P	AE (S-ED)	N.A	AE (S-ED)	N.A	AE (S-ED)	P	3	0	0	0
09/25/2012	AU (AU)	AU (AU)	AU (AU)	AU (AU)	AU (AU)	N.A	AU (AU)	N.A	AU (AU)	AU (AU)	0	7	0	0
10/02/2012	AU (AU)	AU (AU)	AU (AU)	AU (AU)	AU (AU)	N.A	AU (AU)	AU (AU)	AU (AU)	AU (AU)	0	8	0	0
10/04/2012	P	AE (FLD)	AE (FLD)	AE (FLD)	AE (FLD)	N.A	AE (FLD)	AE (FLD)	P	P	6	0	0	0
10/05/2012	AE (ILL)	AE (ILL)	AE (ILL)	AE (ILL)	AE (ILL)	N.A	AE (ILL)	N.A	AE (ILL)	AE (ILL)	7	0	0	0
10/11/2012	P	P	P	P	P	N.A	T*	P	P	P	0	0	0	1
10/15/2012	AE (ILL)	AE (ILL)	AE (ILL)	AE (ILL)	AE (ILL)	N.A	AE (ILL)	AE (ILL)	AE (ILL)	AE (ILL)	8	0	0	0
10/17/2012	AE (ACT)	AE (Guid)	AE (Guid)	AE (Guid)	AE (Guid)	N.A	AE (ED)	AE (ED)	AE (ED)	DP (Guid)	8	0	0	0
10/18/2012	AE (ILL)	AE (ILL)	AE (ILL)	AE (ILL)	AE (ILL)	N.A	AE (ILL)	N.A	AE (ILL)	AE (ILL)	7	0	0	0
10/19/2012	AE (ILL)	AE (ILL)	AE (ILL)	AE (ILL)	AE (ILL)	N.A	AE (ILL)	AE (ILL)	AE (ILL)	AE (ILL)	8	0	0	0
10/25/2012	P	P	P	AE (M-ED)	AE (M-ED)	N.A	AE (M-ED)	AE (M-ED)	AE (M-ED)	P	5	0	0	0

Click the **Schedule** tab to view your schedule. Click the **Print** icon to print your schedule.

eSD No Facts Left Behind Student Portal **eSchoolData**

Logged in as: [redacted] Friday, November 30, 2012 Home My Account Help Log

Profile Attendance **Schedule** Report Card Gradebook Progress Report

Student Information

First Name: [redacted] Middle Name: [redacted] Last Name: [redacted]
 ID Number: [redacted] Grade: [redacted] Gender: [redacted]

Student Schedule

Days	Periods	Room	Course#	Course	Sec	Staff	Date	Webpage
B,G	P1 805 - 849	45	HS4220	Geometry	1	D. Hernandez	09/04/2012	
B,G	P2 853 - 933	48B	HS1381	English 11E	1	V. Spensieri	08/14/2012	
B	P3 937 - 1017	GYM	HS9511	Phys Ed 11/12	2	N. Graziano	08/14/2012	
G	P3 937 - 1017	GYM	HS9511	Phys Ed 11/12	8	N. Graziano	08/14/2012	
B,G	P4 1021-1101	25	HS3321	Spanish 3	1	A. Gazzera	08/14/2012	
B,G	P5 1105-1145	S104	HS5301	Marine Science	2	J. McDarby	09/10/2012	
B,G	6L 1149-1219	CAFE	HS9539	LUNCH Period 6	1	L. Lunch	09/10/2012	
B,G	P7 1223-105	41B	HS2311	Soc. Studies 11	4	M. Abitabile	09/10/2012	
B	P8 109-151	45	HS0720	Study Lab 11-12 S1	38	D. Hernandez	08/23/2012	
B,G	P9 155-236	139	HS9251	Drawing/Painting 1&2	2	E. Albino	08/14/2012	

Click on the **Report Card** tab to view your report card. Click **Print** to print an **unofficial** Report Card directly from this screen.

The screenshot shows the eSchoolData Student Portal interface. The 'Report Card' tab is highlighted with a red circle. Below the navigation tabs, there is a 'Print' button. The student information section displays: Student: [redacted], Surname: [redacted], ID Number: [redacted], and Grade: 11. The main content area contains a table with the following data:

Course	MP1	MP2	MP3	MP4	MT	FE	FNL CRS. GRD.	ABS. Cum. Abs.	Tardy. Cum. Tardy.	Staff	C.E.
HS1381 English 11E Keep up the good work	90	--	--	--	--	--	--	11/11	0/0	[redacted]	0.00
HS3321 Spanish 3	90	--	--	--	--	--	--	11/11	0/0	[redacted]	0.00
HS4220 Geometry	91	--	--	--	--	--	--	10/10	0/0	[redacted]	0.00
HS5301 Marine Science	74	--	--	--	--	--	--	13/13	0/0	[redacted]	0.00
HS2311 Soc. Studies 11 Satisfactory progress	78	--	--	--	--	--	--	14/14	1/1	[redacted]	0.00
HS9251 Drawing/Painting 1&2 Keep up the good work	97	--	--	--	--	--	--	14/14	0/0	[redacted]	0.00
HS9511 Phys Ed 11/12	90	--	--	--	--	--	--	6/6	0/0	[redacted]	0.00
HS9511 Phys Ed 11/12	67	--	--	--	--	--	--	4/4	0/0	[redacted]	0.00
Daily Attendance:							Absences: 8.00	Tardy: 0.00			
Cumulative Daily Attendance:							Absences: 8.00	Tardy: 0.00			
Assessment/Regent Exam							Score				

At the bottom of the page, it says 'Generated on 2012-11-20 09:11:15'.

Click on the **Gradebook** tab then click **View Gradebook Assignments** to view your class list and published assignment categories and assignments.

The screenshot shows the eSchoolData Student Portal interface. The 'Gradebook' tab is highlighted with a red circle. Below the navigation tabs, there is a 'View Gradebook Assignments' button, also highlighted with a red circle. The student information section displays: First Name: [redacted], Middle Name: [redacted], Last Name: [redacted], ID Number: [redacted], Grade: [redacted], and Gender: [redacted].

Once the Gradebook window opens, select the **Marking Period** (defaults to the current Marking Period) and click the course in the **Class List** you would like to view.

In the **Class Work** section, click the **Expand icon** next to an Assignment Category to display the published assignments in that category. The **Teacher's Comment** column will display assignment-specific comments. Click the **Assignment Description icon** to view the assignment description. Click the **View Report** link to view any Performance Reports posted by the teacher. Click **Print Assignment** to print the displayed assignments.

eSchoolData - NexGen - No Facts Left Behind -- Webpage Dialog

Marking Period: Marking Period 2 (11/05/2012 - 01/25/2013) | Print Assignment

Class List

- Geometry
- Soc. Studies 11
- Drawing/Painting 1&2
- English 11E
- Phys Ed 11/12
- Phys Ed 11/12
- Spanish 3
- Marine Science
- LUNCH Period 6

Class Info

Course	Teacher	Section	Semester	Days	Period	MP Grade	CMPA	MP Avg	Report
Soc. Studies 11	[REDACTED]	4	1,2,3,4	B,G	11-13		78	76.60	

Class Work

Category	Weight	Drop Lowest	Drop Highest	Category Avg			
Homework	1	0	0	0			
Assignment	Due Date	Max. Pt.	Mult.	Bonus	Grade	Teacher's Comment	
key terms 135 1-4 pg 144	11/15/2012	10	1	0	nhi		
Exams	1	0	0	85.94			
Assignment	Due Date	Max. Pt.	Mult.	Bonus	Grade	Teacher's Comment	
Unit 3 exam	11/07/2012	32	2	0	27.5		
Writing	1	0	0				
Assignment	Due Date	Max. Pt.	Mult.	Bonus	Grade	Teacher's Comment	
Civil War DBQ	11/20/2012	25	1	0			
Civil War scaffolding for DBQ	11/20/2012	13	1	0			
classwork/binder	1	0	0	85			
Assignment	Due Date	Max. Pt.	Mult.	Bonus	Grade	Teacher's Comment	
Unit 3 Packet Check	11/07/2012	20	1	0	17		

Click on the **Progress Report** tab to view your progress report. Click **Print** to print an **unofficial** Progress Report directly from this screen.

eSD No Facts Left Behind | Student Portal | eSchoolData

Logged in as: [REDACTED] | Friday, November 30, 2012 | Home | My Account | Help | Log Out

Profile | Attendance | Schedule | Report Card | Gradebook | **Progress Report** | Print

Progress Report : Quarter 1 09/06/2012-10/05/2012

[REDACTED]

Student: [REDACTED]
Grade: 7

Course: ELA 7	Staff: [REDACTED]
Course Grade: 89	
Period Attendance: Abs/Cum Abs: 1/1	Tardy/Cum Tardy: 0/0
Course: Math 7A	Staff: [REDACTED]
Course Grade: 89	
Satisfactory progress:	