

Brookline School Board  
Thursday, January 12, 2017  
Captain Samuel Douglass Academy  
6:00 PM

All Times are estimates and subject to change without notice

6:00 Call to Order

6:05 Non-Meeting

6:15 Agenda adjustments  
Nominations/Resignations/Correspondence

6:20 Public Input

6:30 Principals report

6:40 **Deliberations**

- To see what action the Board will take regarding the proposed calendar change for March 2017 (voting day)
- To see what action the Board will take regarding the acceptance of the safety grant – CopSync

6:50 Approval of minutes

6:55 Recess the Board meeting for the public hearing

## **7:00 Public Hearing – 2018 Proposed operating budget**

7:15 Public input FY 2018 budget

7:30 **Deliberations**

- To see what action the Board will take regarding the proposed 2018 operating budget and subsequent warrant articles

7:50 Non-public under RSA 91-A: 3II (a) Compensation and/or (c) Reputation

8:00 Motion to adjourn

# Brookline School Administrator's Report

January 12, 2017

## Calendar, Events, Programs

January 5 Grade 6 Meteorology Program	February 1 PTO Meeting @ RMMS
January 9 NWEA Testing begins Gr. 3-6	February 2 Jump Rope for Heart
January 11 PTO Meeting @ CSDA	February 3 NAEP Testing - Grade 4
January 12 Brookline School District Public Hearing	February 6 Brookline Deliberative Session
January 16 Martin Luther King Day - No School	February 7 Delib. Session (Snow Date)
January 17 Brookline School District Public Hearing - Snow Date	February 17 Quarter #3 Progress Reports
January 26 Brookline Family STEM Night	February 23 CSDA Art Show (6-7:30pm.)
January 27 Report Cards Issued	Feb. 27 - Mar. 3 Winter Break

### I. Brookline School District

- Facebook at RMMS
- Math Budget Update
- Snowball Challenge
- Upcoming board meeting presentations:  
February - Science  
March - ELA  
April - Technology

## BSD Enrollment Summary

Pre- 3	Pre-4	K	1	2	3	4	5	6
16 RE - 8 SE - 8	15 RE - 8 SE - 7	81 47 full 34 half  [4 Classes, 20.25 Pupils per Class]	65  [4 Classes, 16.25 Pupils per Class]	72  [3 Classes, 24 Pupils per Class]	74  [4 Classes, 18.5 Pupils per Class]	74  [3 Classes, 24.66 Pupils per Class]	66  [3 Classes, 22 Pupils per Class]	101  [4 Classes, 25.25 Pupils per Class]

RMMS: 323

CSDA: 241

# GRANT AGREEMENT

The State of New Hampshire and the Subrecipient hereby  
Mutually agree as follows:  
GENERAL PROVISIONS

## 1. Identification and Definitions.

<b>1.1. State Agency Name</b> NH Department of Safety, Homeland Security and Emergency Management		<b>1.2. State Agency Address</b> 33 Hazen Drive Concord, NH 03305	
<b>1.3. Subrecipient Name</b> SAU#41/Hollis-Brookline School District (VC#154838-B001)		<b>1.4. Subrecipient Tel. #/Address</b> 603-465-7118 4 Lund Lane, PO Box 1588, Hollis, NH 03049	
<b>1.5 Effective Date</b> Business Office Approval	<b>1.6. Account Number</b> AU #80920000	<b>1.7. Completion Date</b> September 30, 2017	<b>1.8. Grant Limitation</b> \$11,760.00
<b>1.9. Grant Officer for State Agency</b> Cindy Richard, EMPG Program Manager		<b>1.10. State Agency Telephone Number</b> (603) 223-3627	
"By signing this form we certify that we have complied with any public meeting requirement for acceptance of this grant, including if applicable RSA 31:95-b."			
<b>1.11. Subrecipient Signature 1</b>		<b>1.12. Name &amp; Title of Subrecipient Signor 1</b>	
<b>Subrecipient Signature 2</b>		<b>Name &amp; Title of Subrecipient Signor 2</b>	
<b>Subrecipient Signature 3</b>		<b>Name &amp; Title of Subrecipient Signor 3</b>	
<b>1.13. Acknowledgment:</b> State of New Hampshire, County of _____, on _____ / _____ / _____, before the undersigned officer, personally appeared the person identified in block 1.12., known to me (or satisfactorily proven) to be the person whose name is signed in block 1.11., and acknowledged that he/she executed this document in the capacity indicated in block 1.12.			
<b>1.13.1. Signature of Notary Public or Justice of the Peace</b> (Seal)			
<b>1.13.2. Name &amp; Title of Notary Public or Justice of the Peace</b> _____ <b>(Commission Expiration)</b> _____			
<b>1.14. State Agency Signature(s)</b> By: _____ On: _____ / _____ / _____		<b>1.15. Name &amp; Title of State Agency Signor(s)</b> Steven R. Lavoie, Director of Administration	
<b>1.16. Approval by Attorney General (Form, Substance and Execution) (if G &amp; C approval required)</b>  By: _____ Assistant Attorney General, On: _____ / _____ / _____			
<b>1.17. Approval by Governor and Council (if applicable)</b>  By: _____ On: _____ / _____ / _____			

2. **SCOPE OF WORK:** In exchange for grant funds provided by the State of New Hampshire, acting through the Agency identified in block 1.1 (hereinafter referred to as "the State"), pursuant to RSA 21-P:36, the Subrecipient identified in block 1.3 (hereinafter referred to as "the Subrecipient"), shall perform that work identified and more particularly described in the scope of work attached hereto as EXHIBIT A (the scope of work being hereinafter referred to as "the Project").

Subrecipient Initials: 1.) \_\_\_\_\_ 2.) \_\_\_\_\_ 3.) \_\_\_\_\_ Date: \_\_\_\_\_

3. AREA COVERED. Except as otherwise specifically provided for herein, the Subrecipient shall perform the Project in, and with respect to, the State of New Hampshire.
4. EFFECTIVE DATE: COMPLETION OF PROJECT.
- 4.1. This Agreement, and all obligations of the parties hereunder, shall become effective on the date of approval of this Agreement by the Governor and Council of the State of New Hampshire if required (block 1.17), or upon signature by the State Agency as shown in block 1.14 ("the effective date").
- 4.2. Except as otherwise specifically provided herein, the Project, including all reports required by this Agreement, shall be completed in its entirety prior to the date in block 1.7 (hereinafter referred to as "the Completion Date").
5. GRANT AMOUNT: LIMITATION ON AMOUNT: VOUCHERS: PAYMENT.
- 5.1. The Grant Amount is identified and more particularly described in EXHIBIT B, attached hereto.
- 5.2. The manner of, and schedule of payment shall be as set forth in EXHIBIT B.
- 5.3. In accordance with the provisions set forth in EXHIBIT B, and in consideration of the satisfactory performance of the Project, as determined by the State, and as limited by subparagraph 5.5 of these general provisions, the State shall pay the Subrecipient the Grant Amount. The State shall withhold from the amount otherwise payable to the Subrecipient under this subparagraph 5.3 those sums required, or permitted, to be withheld pursuant to N.H. RSA 80:7 through 7-c.
- 5.4. The payment by the State of the Grant amount shall be the only, and the complete payment to the Subrecipient for all expenses, of whatever nature, incurred by the Subrecipient in the performance hereof, and shall be the only, and the complete, compensation to the Subrecipient for the Project. The State shall have no liabilities to the Subrecipient other than the Grant Amount.
- 5.5. Notwithstanding anything in this Agreement to the contrary, and notwithstanding unexpected circumstances, in no event shall the total of all payments authorized, or actually made, hereunder exceed the Grant limitation set forth in block 1.8 of these general provisions.
6. COMPLIANCE BY SUBRECIPIENT WITH LAWS AND REGULATIONS. In connection with the performance of the Project, the Subrecipient shall comply with all statutes, laws regulations, and orders of federal, state, county, or municipal authorities which shall impose any obligations or duty upon the Subrecipient, including the acquisition of any and all necessary permits.
7. RECORDS and ACCOUNTS.
- 7.1. Between the Effective Date and the date three (3) years after the Completion Date the Subrecipient shall keep detailed accounts of all expenses incurred in connection with the Project, including, but not limited to, costs of administration, transportation, insurance, telephone calls, and clerical materials and services. Such accounts shall be supported by receipts, invoices, bills and other similar documents.
- 7.2. Between the Effective Date and the date three (3) years after the Completion Date, at any time during the Subrecipient's normal business hours, and as often as the State shall demand, the Subrecipient shall make available to the State all records pertaining to matters covered by this Agreement. The Subrecipient shall permit the State to audit, examine, and reproduce such records, and to make audits of all contracts, invoices, materials, payrolls, records of personnel, data (as that term is hereinafter defined), and other information relating to all matters covered by this Agreement. As used in this paragraph, "Subrecipient" includes all persons, natural or fictional, affiliated with, controlled by, or under common ownership with, the entity identified as the Subrecipient in block 1.3 of these provisions
8. PERSONNEL.
- 8.1. The Subrecipient shall, at its own expense, provide all personnel necessary to perform the Project. The Subrecipient warrants that all personnel engaged in the Project shall be qualified to perform such Project, and shall be properly licensed and authorized to perform such Project under all applicable laws.
- 8.2. The Subrecipient shall not hire, and it shall not permit any subcontractor, subgrantee, or other person, firm or corporation with whom it is engaged in a combined effort to perform the Project, to hire any person who has a contractual relationship with the State, or who is a State officer or employee, elected or appointed.
- 8.3. The Grant Officer shall be the representative of the State hereunder. In the event of any dispute hereunder, the interpretation of this Agreement by the Grant Officer, and his/her decision on any dispute, shall be final.
9. DATA: RETENTION OF DATA: ACCESS.
- 9.1. As used in this Agreement, the word "data" shall mean all information and things developed or obtained during the performance of, or acquired or developed by reason of, this Agreement, including, but not limited to, all studies, reports, files, formulae, surveys, maps, charts, sound recordings, video recordings, pictorial reproductions, drawings, analyses, graphic representations, computer programs, computer printouts, notes, letters, memoranda, paper, and documents, all whether finished or unfinished.
- 9.2. Between the Effective Date and the Completion Date the Subrecipient shall grant to the State, or any person designated by it, unrestricted access to all data for examination, duplication, publication, translation, sale, disposal, or for any other purpose whatsoever.
- 9.3. No data shall be subject to copyright in the United States or any other country by anyone other than the State.
- 9.4. On and after the Effective Date all data, and any property which has been received from the State or purchased with funds provided for that purpose under this Agreement, shall be the property of the State, and shall be returned to the State upon demand or upon termination of this Agreement for any reason, whichever shall first occur.
- 9.5. The State, and anyone it shall designate, shall have unrestricted authority to publish, disclose, distribute and otherwise use, in whole or in part, all data.
10. CONDITIONAL NATURE OR AGREEMENT. Notwithstanding anything in this Agreement to the contrary, all obligations of the State hereunder, including, without limitation, the continuance of payments hereunder, are contingent upon the availability or continued appropriation of funds, and in no event shall the State be liable for any payments hereunder in excess of such available or appropriated funds. In the event of a reduction or termination of those funds, the State shall have the right to withhold payment until such funds become available, if ever, and shall have the right to terminate this Agreement immediately upon giving the Subrecipient notice of such termination.
11. EVENT OF DEFAULT: REMEDIES.
- 11.1. Any one or more of the following acts or omissions of the Subrecipient shall constitute an event of default hereunder (hereinafter referred to as "Events of Default"):
- 11.1.1 Failure to perform the Project satisfactorily or on schedule; or
- 11.1.2 Failure to submit any report required hereunder; or
- 11.1.3 Failure to maintain, or permit access to, the records required hereunder; or
- 11.1.4 Failure to perform any of the other covenants and conditions of this Agreement.
- 11.2. Upon the occurrence of any Event of Default, the State may take any one, or more, or all, of the following actions:
- 11.2.1 Give the Subrecipient a written notice specifying the Event of Default and requiring it to be remedied within, in the absence of a greater or lesser specification of time, thirty (30) days from the date of the notice; and if the Event of Default is not timely remedied, terminate this Agreement, effective two (2) days after giving the Subrecipient notice of termination; and
- 11.2.2 Give the Subrecipient a written notice specifying the Event of Default and suspending all payments to be made under this Agreement and ordering that the portion of the Grant Amount which would otherwise accrue to the Subrecipient during the period from the date of such notice until such time as the State determines that the Subrecipient has cured the Event of Default shall never be paid to the Subrecipient; and
- 11.2.3 Set off against any other obligation the State may owe to the Subrecipient any damages the State suffers by reason of any Event of Default; and
- 11.2.4 Treat the agreement as breached and pursue any of its remedies at law or in equity, or both.
12. TERMINATION.
- 12.1. In the event of any early termination of this Agreement for any reason other than the completion of the Project, the Subrecipient shall deliver to the Grant Officer, not later than fifteen (15) days after the date of termination, a report (hereinafter referred to as the "Termination Report") describing in detail all Project Work performed, and the Grant Amount earned, to and including the date of termination.
- 12.2. In the event of Termination under paragraphs 10 or 12.4 of these general provisions, the approval of such a Termination Report by the State shall entitle the Subrecipient to receive that portion of the Grant amount earned to and including the date of termination.
- 12.3. In the event of Termination under paragraphs 10 or 12.4 of these general provisions, the approval of such a Termination Report by the State shall in no event relieve the Subrecipient from any and all liability for damages sustained or incurred by the State as a result of the Subrecipient's breach of its obligations hereunder.
- 12.4. Notwithstanding anything in this Agreement to the contrary, either the State or, except where notice default has been given to the Subrecipient hereunder, the Subrecipient, may terminate this Agreement without cause upon thirty (30) days written notice.
13. CONFLICT OF INTEREST. No officer, member of employee of the Subrecipient, and no representative, officer or employee of the State of New Hampshire or of the governing body of the locality or localities in which the Project is to be performed, who exercises any functions or responsibilities in the review or

Subrecipient Initials: 1.) \_\_\_\_\_ 2.) \_\_\_\_\_ 3.) \_\_\_\_\_ Date: \_\_\_\_\_

- approval of the undertaking or carrying out of such Project, shall participate in any decision relating to this Agreement which affects his or her personal interest or the interest of any corporation, partnership, or association in which he or she is directly or indirectly interested, nor shall he or she have any personal or pecuniary interest, direct or indirect, in this Agreement or the proceeds thereof.
14. SUBRECIPIENT'S RELATION TO THE STATE. In the performance of this Agreement the Subrecipient, its employees, and any subcontractor or subgrantee of the Subrecipient are in all respects independent contractors, and are neither agents nor employees of the State. Neither the Subrecipient nor any of its officers, employees, agents, members, subcontractors or subgrantees, shall have authority to bind the State nor are they entitled to any of the benefits, workmen's compensation or emoluments provided by the State to its employees.
15. ASSIGNMENT AND SUBCONTRACTS. The Subrecipient shall not assign, or otherwise transfer any interest in this Agreement without the prior written consent of the State. None of the Project Work shall be subcontracted or subgranted by the Subrecipient other than as set forth in Exhibit A without the prior written consent of the State.
16. INDEMNIFICATION. The Subrecipient shall defend, indemnify and hold harmless the State, its officers and employees, from and against any and all losses suffered by the State, its officers and employees, and any and all claims, liabilities or penalties asserted against the State, its officers and employees, by or on behalf of any person, on account of, based on, resulting from, arising out of (or which may be claimed to arise out of) the acts or omissions of the Subrecipient or subcontractor, or subgrantee or other agent of the Subrecipient. Notwithstanding the foregoing, nothing herein contained shall be deemed to constitute a waiver of the sovereign immunity of the State, which immunity is hereby reserved to the State. This covenant shall survive the termination of this agreement.
17. INSURANCE AND BOND.
- 17.1 The Subrecipient shall, at its own expense, obtain and maintain in force, or shall require any subcontractor, subgrantee or assignee performing Project work to obtain and maintain in force, both for the benefit of the State, the following insurance:
- 17.1.1 Statutory workmen's compensation and employees liability insurance for all employees engaged in the performance of the Project, and
- 17.1.2 Comprehensive public liability insurance against all claims of bodily injuries, death or property damage, in amounts not less than \$1,000,000 per occurrence and \$2,000,000 aggregate for bodily injury or death any one incident, and \$500,000 for property damage in any one incident; and
- 17.2. The policies described in subparagraph 17.1 of this paragraph shall be the standard form employed in the State of New Hampshire, issued by underwriters acceptable to the State, and authorized to do business in the State of New Hampshire. Each policy shall contain a clause prohibiting cancellation or modification of the policy earlier than ten (10) days after written notice thereof has been received by the State.
18. WAIVER OF BREACH. No failure by the State to enforce any provisions hereof after any Event of Default shall be deemed a waiver of its rights with regard to that Event, or any subsequent Event. No express waiver of any Event of Default shall be deemed a waiver of any provisions hereof. No such failure of waiver shall be deemed a waiver of the right of the State to enforce each and all of the provisions hereof upon any further or other default on the part of the Subrecipient.
19. NOTICE. Any notice by a party hereto to the other party shall be deemed to have been duly delivered or given at the time of mailing by certified mail, postage prepaid, in a United States Post Office addressed to the parties at the addresses first above given.
20. AMENDMENT. This Agreement may be amended, waived or discharged only by an instrument in writing signed by the parties hereto and only after approval of such amendment, waiver or discharge by the Governor and Council of the State of New Hampshire, if required, or by the signing State Agency.
21. CONSTRUCTION OF AGREEMENT AND TERMS. This Agreement shall be construed in accordance with the law of the State of New Hampshire, and is binding upon and inures to the benefit of the parties and their respective successors and assignees. The captions and contents of the "subject" blank are used only as a matter of convenience, and are not to be considered a part of this Agreement or to be used in determining the intent of the parties hereto.
22. THIRD PARTIES. The parties hereto do not intend to benefit any third parties and this Agreement shall not be construed to confer any such benefit.
23. ENTIRE AGREEMENT. This Agreement, which may be executed in a number of counterparts, each of which shall be deemed an original, constitutes the entire agreement and understanding between the parties, and supersedes all prior agreements and understandings relating hereto.
24. SPECIAL PROVISIONS. The additional provisions set forth in Exhibit C hereto are incorporated as part of this agreement.

Subrecipient Initials: 1.) \_\_\_\_\_ 2.) \_\_\_\_\_ 3.) \_\_\_\_\_

Date: \_\_\_\_\_

## **EXHIBIT A**

### Scope of Services

1. The Department of Safety, Division of Homeland Security and Emergency Management (hereinafter referred to as “the State”) is awarding SAU#41/Hollis-Brookline School District (hereinafter referred to as “the Subrecipient”) \$11,760.00 to purchase and install school emergency notification software at Captain Samuel Douglas Academy, Richard Maghakian Memorial School, Hollis-Brookline High School, Hollis-Brookline Middle School, Hollis Primary School, Hollis Upper Elementary School, and seven (7) police department devices.
2. “The Subrecipient” agrees that the project grant period ends September 30, 2017 and that a final performance and expenditure report will be sent to “the State” by October 31, 2017.
3. “The Subrecipient” agrees to comply with all applicable federal and state laws, rules, regulations, and requirements.
4. “The Subrecipient” shall maintain financial records, supporting documents, and all other pertinent records for a period of three (3) years from the grant period end date. In these records, “the Subrecipient” shall maintain documentation of the 50% cost share required by this grant.

Subrecipient Initials: 1.) \_\_\_\_\_

2.) \_\_\_\_\_

3.) \_\_\_\_\_

Date: \_\_\_\_\_

## **EXHIBIT B**

### Grant Amount and Method of Payment

#### 1. GRANT AMOUNT

	<b>Applicant</b>	<b>Grant</b>	
	<b>Share</b>	<b>(Federal Funds)</b>	<b>Cost Totals</b>
Project Cost	\$11,760.00	\$11,760.00	\$23,520.00
Project Cost is 50% Federal Funds, 50% Applicant Share			
<b>Awarding Agency:</b> Federal Emergency Management Agency (FEMA)			
<b>Award Title &amp; #:</b> Emergency Management Performance Grant (EMPG) EMW-2015-EP-00067			
<b>Catalog of Federal Domestic Assistance (CFDA) Number:</b> 97.042 (EMPG)			
<b>Applicant's Data Universal Numbering System (DUNS):</b> 078404334			

#### 2. PAYMENT SCHEDULE

- a. "The Subrecipient" agrees the total payment by "the State" under this grant agreement shall be up to \$11,760.00.
- b. "The State" shall reimburse up to \$11,760.00 to "the Subrecipient" upon "the State" receiving appropriate documentation of expended funds (i.e, copies of invoices and cancelled checks) and proof of match from "the Subrecipient".

Subrecipient Initials: 1.) \_\_\_\_\_ 2.) \_\_\_\_\_ 3.) \_\_\_\_\_ Date: \_\_\_\_\_

## **EXHIBIT C**

### Special Provisions

1. This grant agreement may be terminated upon thirty (30) days written notice by either party.
2. Any funds advanced to “the Subrecipient” must be returned to “the State” if the grant agreement is terminated for any reason other than completion of the project.
3. Any funds advanced to “the Subrecipient” must be expended within 30 days of receiving the advanced funds.
4. “The Subrecipient” agrees to have an audit conducted in compliance with OMB Circular 2 CFR 200, if applicable. If a compliance audit is not required, at the end of each audit period “the Subrecipient” will certify in writing that they have not expended the amount of federal funds that would require a compliance audit (\$750,000). If required, they will forward for review and clearance a copy of the completed audit(s) to “the State”.

Additionally, “the Subrecipient” has or will notify their auditor of the above requirements prior to performance of the audit. “The Subrecipient” will also ensure that, if required, the entire grant period will be covered by a compliance audit, which in some cases will mean more than one audit must be submitted. “The Subrecipient” will advise the auditor to cite specifically that the audit was done in accordance with OMB Circular 2 CFR 200. “The Subrecipient” will also ensure that all records concerning this grant will be kept on file for a minimum of three (3) years from the end of this audit period.

Subrecipient Initials: 1.) \_\_\_\_\_ 2.) \_\_\_\_\_ 3.) \_\_\_\_\_ Date: \_\_\_\_\_



### **Necessary wording for meeting minutes for the approval of the Cop Sync grant:**

The Brookline School District, in a majority vote, accepted the terms of the Emergency Management Performance Grant (EMPG) as presented in the amount of \$11,760.00 for the purchase of School Emergency Notification Software. Furthermore, the Board acknowledges that the total cost of this project will be \$23,520, in which the SAU will be responsible for a 50% match (\$11,760.00). Further, the Board authorizes the Superintendent and Business Administrator to sign all documents related to the grant.

# **Brookline School District Budget Hearing**

**January 12, 2017**

**Captain Samuel Douglass Academy**

# Overview of Warrant

<b>Article 1 Elections</b>	<b>Clerk, Treasurer, Moderator – 1yr Two School Board Members – 3yr</b>	<b>Filing Dates: 1/25/17 – 2/3/17</b>
<b>Article 2 Operating Budget</b>	<b>\$8,833,998</b>	
<b>Article 3 Maintenance Fund</b>	<b>\$40,000</b>	<b>Transferred from unreserved fund balance (UFB)</b>
<b>Article 4 Special Ed Fund</b>	<b>\$10,000</b>	<b>New: funded from UFB; Reserve for unexpected expense</b>
<b>Article 5 SAU budget</b>	<b>\$271,051</b>	<b>Pending Voter Approval at district meetings</b>
<b>Total FY 2018 Proposed</b>	<b>\$9,155,049</b>	<b>Increase of \$261,435 2.94%</b>

# FY17 vs. FY18

Article	FY17	FY18	Change
Article 2 Operating Budget	\$8,529,621	\$8,833,998	3.57%
Article 3 Maintenance Fund	\$10,000	\$40,000	300%
Article 4 Special Ed Fund	\$0	\$10,000	100%
Article 5 SAU budget	\$271,120	\$271,051	-0.03%
Total FY 2018 Proposed	\$8,893,615	\$9,155,049	2.94%

# Warrant Article 2

## Main Operating Budget

**Article 2.** To see if the Brookline School District will vote to raise and appropriate as an operating budget, not including appropriations by special warrant articles and other appropriations voted separately, the amounts set forth on the budget posted with the warrant or as amended by vote of the first session, for the purposes set forth therein, totaling **\$8,833,998**? Should this article be defeated, the default budget shall be **\$8,759,757**, which is the same as last year, with certain adjustments required by previous action of the school district or by law or the governing body may hold one special meeting, in accordance with RSA 40:13, X and XVI, to take up the issue of a revised operating budget only. **The School Board recommends this article 0-0-0. The Finance Committee recommends this article 0-0-0.**

# 2017-2018 Programs & Initiatives

- **Personnel Changes – Instruction (Level Funded):**

- *In response to increasing enrollment, 3 classroom teaching positions have been added to the budget to decrease class size:*
  - *One was added in FY17, the other two are reallocations of personnel from Grade 6 and from special education.*

- **Academics – (Cost: \$5,500)**

- *Chromebooks for the CSDA Library's migration to the Learning Commons model*
- *CSDA Science Department's new computer device oriented program*
- *Additional access points to support RMMS infrastructure as directed by the Strategic Plan*

- **To continue to update our building security and safety measures**

# Lower FY18 Revenues and Grants

- Retained Education Tax (\$31,700)
- Adequate Aide Grant (\$ 38,500)
- Other revenues are expected to be flat
- **Total DECREASE IN REVENUE (\$70,200)**

(All above numbers are estimates)

Source: [http://education.nh.gov/data/state\\_aid.htm](http://education.nh.gov/data/state_aid.htm)

# Major Changes in Budget

<b>Health Insurance - 15.9% Increase</b>	<b>77,869</b>	<b>9.5%</b>
<b>Special Education Tuition*</b>	<b>\$42,466</b>	<b>244%</b>
<b>Transportation*</b>	<b>\$45,000</b>	<b>134%</b>
<b>NH Retirement System Rate Increase - 10.8%</b>	<b>\$44,905</b>	<b>8.3%</b>

\*Mandated Costs



# FY18 Default Budget Impact

## ● **FY18 Proposed Budget Adopted Ensures:**

- ✓ Class size decreases
- ✓ Critical safety/security concerns
- ✓ Necessary computer/science upgrades
- ✓ Minimal building maintenance

## ● **FY18 Default Budget Adopted Could Mean:**

- ✓ Class sizes remain high
- ✓ Safety/security concerns are unaddressed
- ✓ Staff/student computing ability, science upgrades at risk
- ✓ Degradation of building structures

# FY18 Default Budget

<b>FY17 Adopted Operating Budget</b>	<b>\$8,529,621</b>
<b>Contracted Increases/Reductions</b>	<b>\$287,676</b>
<b>One-Time FY17 Expenses</b>	<b>-57,540</b>
<b>FY18 Default Budget</b>	<b>\$8,759,757</b>

# Warrant Article 3

## School Maintenance Fund

**Article 3:** To see if the school district will vote to raise and appropriate a sum of up to **\$40,000** from the June 30 unreserved fund balance (surplus) available for transfer on July 1 of this year to be added to the previously established SCHOOL FACILITIES MAINTENANCE FUND. **The School Board recommends this article 0-0-0. The Finance Committee recommends this article 0-0-0.**

# Warrant Article 4

## Special Education Reserve Fund

**Article 4:** To see if the Brookline School District will vote to establish a SPECIAL EDUCATION EXPENDABLE TRUST FUND per RSA 198:20-c, to be used for special education expenses and to raise and appropriate up to **\$10,000** to put in the fund, with this amount to come from fund balance available for transfer on July 1. No amount to be raised from taxation, further to name the school board as agents to expend from the fund. **The School Board recommends this article 0-0-0. The Finance Committee recommends this article 0-0-0.**

# Warrant Article 5

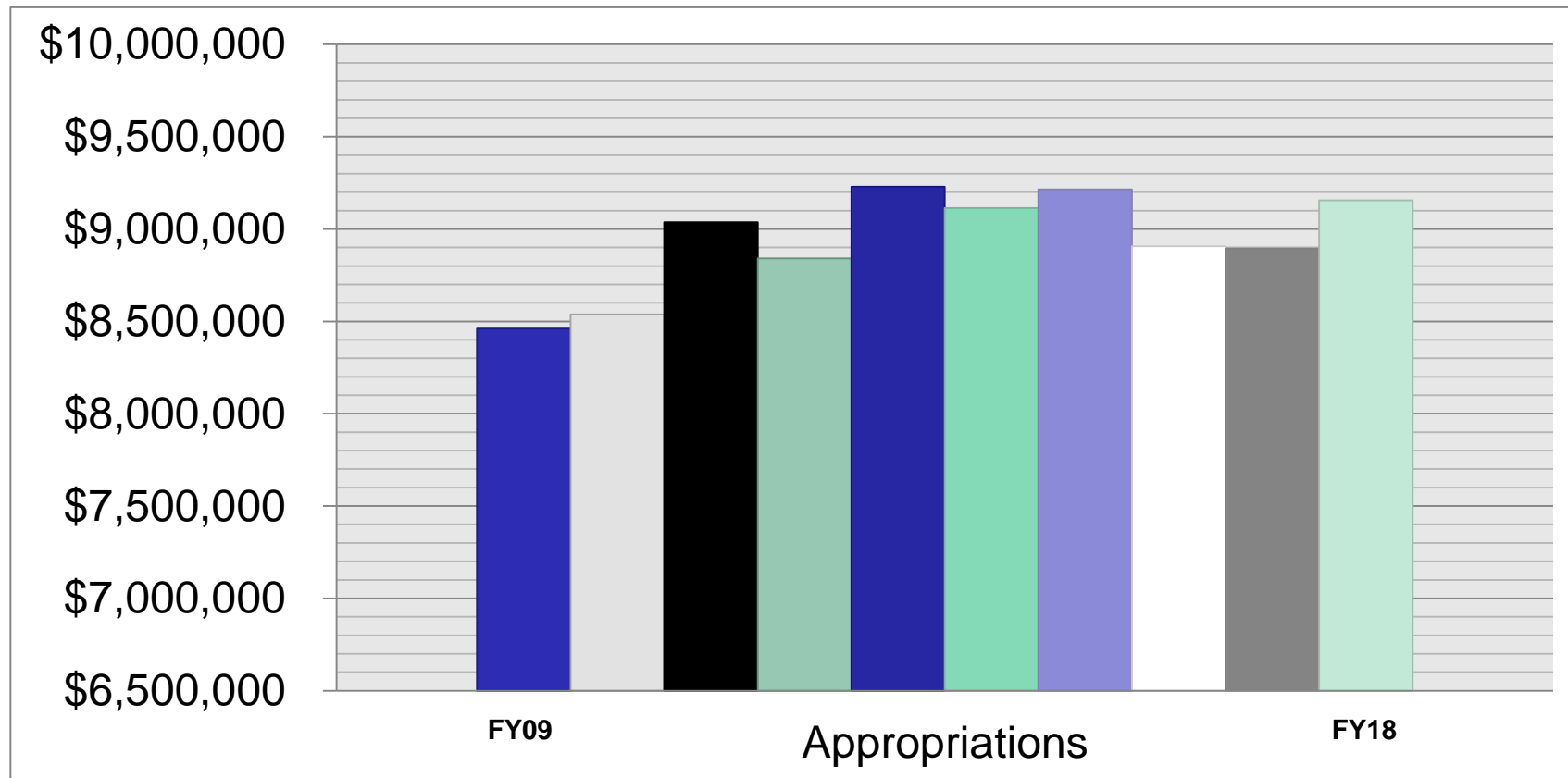
## SAU Budget

**Article 5:** Shall the voters of the Brookline School District adopt a school administrative unit budget of \$1,498,630 for the forthcoming fiscal year in which **\$271,051** is assigned to the school budget of this school district? This year's adjusted budget of \$1,485,787 with \$268,679 assigned to the school budget of this school district, will be adopted if the article does not receive a majority vote of all the school district voters voting in this school administrative unit. **The School Board recommends this article 0-0-0. The Finance Committee recommends this article 0-0-0.**



THANK YOU!

# Ten Year Gross Appropriations



A decrease compared to FY2013 of \$73,683 or -.80%

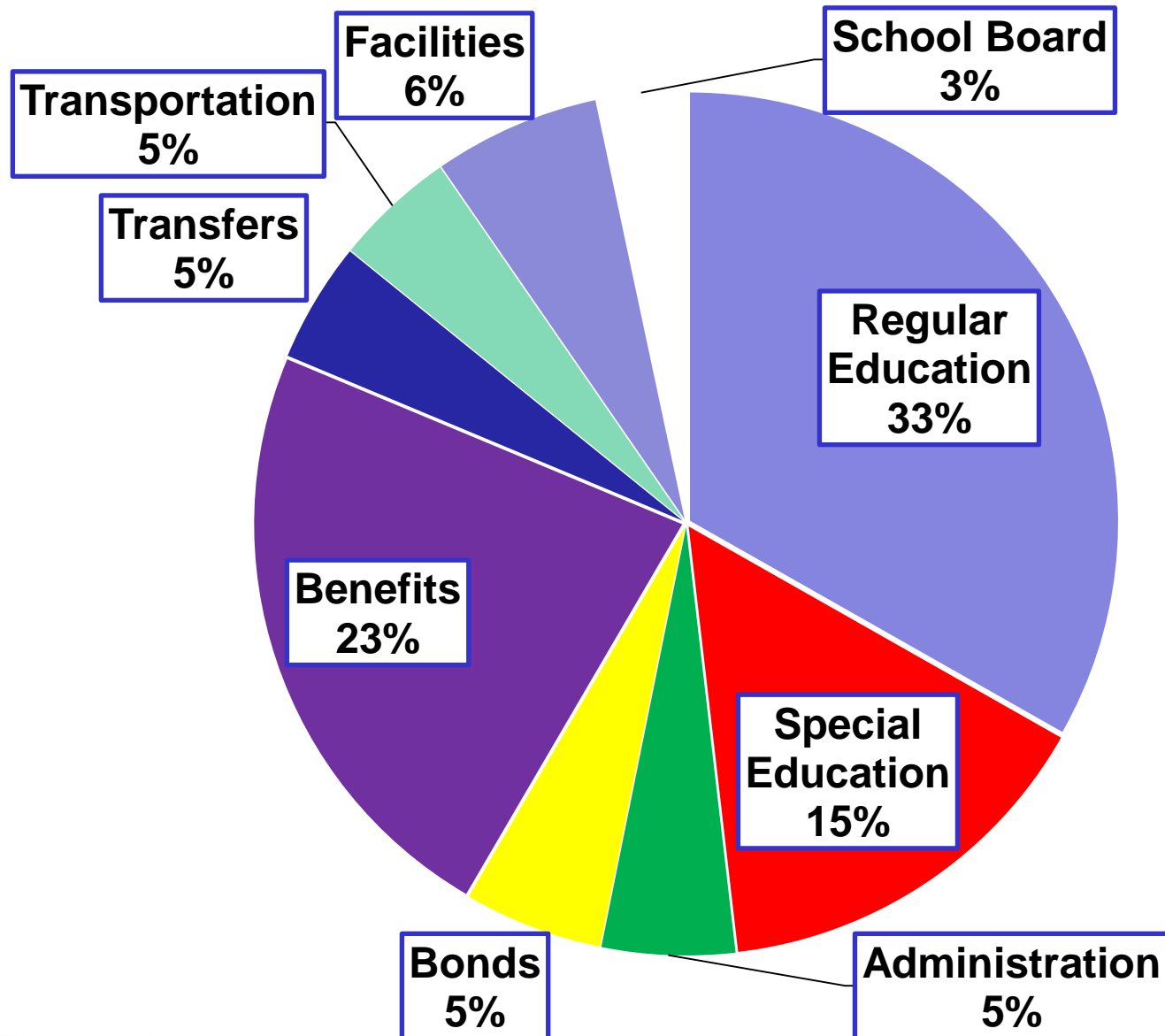
# Capital Improvement Plan

Building	Category	Description	Cost	Projected Year
RMMS	Parking Lot	Reseal/Repairs	\$12,000	FY18
CSDA	Parking Lot	Reseal/Repairs	\$11,000	FY18
CSDA	Systems	Telephone System Replacement	\$25,000	FY19
CSDA	Systems	Fire Panel	\$40,000	FY19
CSDA	Mechanical	Upgrade Energy Management System	\$30,000	FY19
RMMS	Building	Office Renovation	\$30,000	FY19
CSDA	Site	Under Ground Drainage System at Rear Play Fields	\$40,000	FY19

Passage of Maintenance Fund Article would increase the Maintenance Fund to **\$95,616.**



# Distribution of Expenses



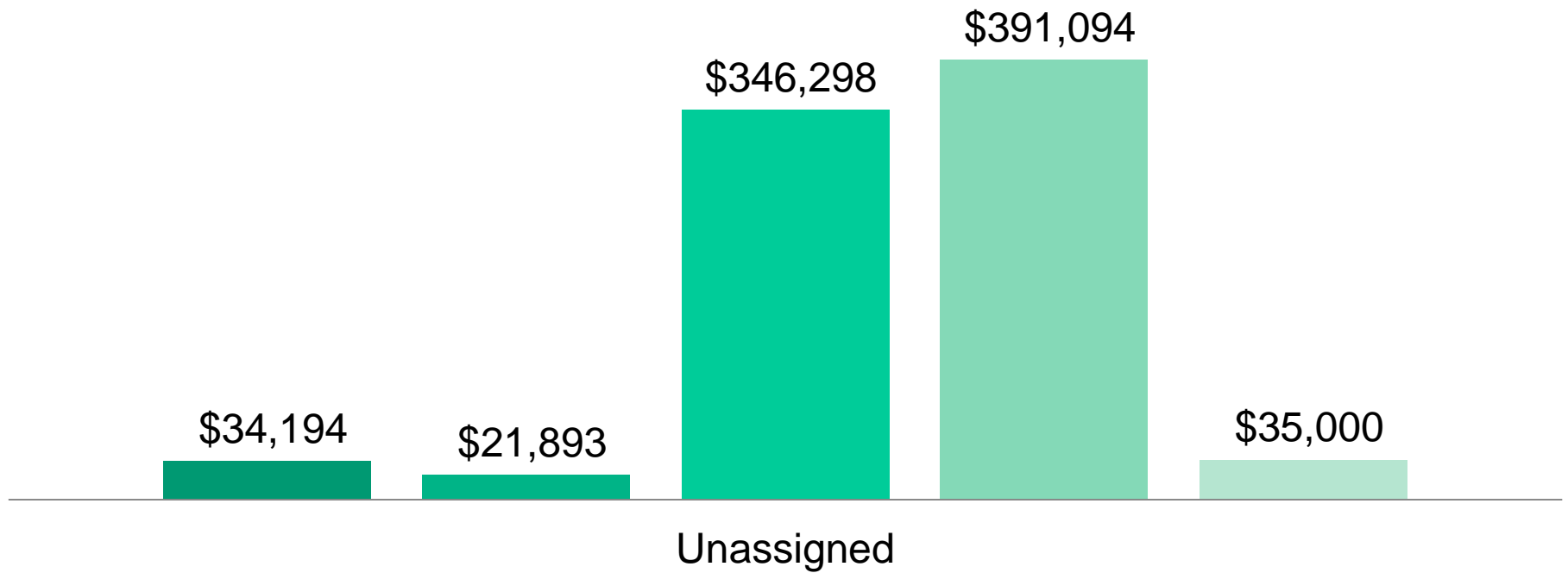
# Budget Summary

	<b>FY16 Actual</b>	<b>FY17 Budget</b>	<b>FY18 Proposed</b>	<b>Change</b>
<b>Reg Ed</b>	\$2,869,314	\$2,968,153	\$3,040,036	2.42%
<b>Spec Ed</b>	\$1,189,724	\$1,391,962	\$1,368,667	-1.67%
<b>Admin</b>	\$467,273	\$435,202	\$459,350	5.55%
<b>Bonds</b>	\$480,325	\$480,325	\$480,325	0%
<b>Maintenance</b>	\$584,926	\$585,106	\$574,480	-1.82%
<b>Benefits</b>	\$1,837,873	\$1,916,941	\$2,094,168	9.25%
<b>School Board</b>	\$34,821	\$34,125	\$35,125	2.93%
<b>SAU Assessment</b>	\$261,906	\$271,120	\$271,051	-0.03%
<b>Transportation</b>	\$297,923	\$356,693	\$416,847	16.86%
	<b>\$8,024,080</b>	<b>\$8,439,627</b>	<b>\$8,740,049</b>	<b>3.56%</b>

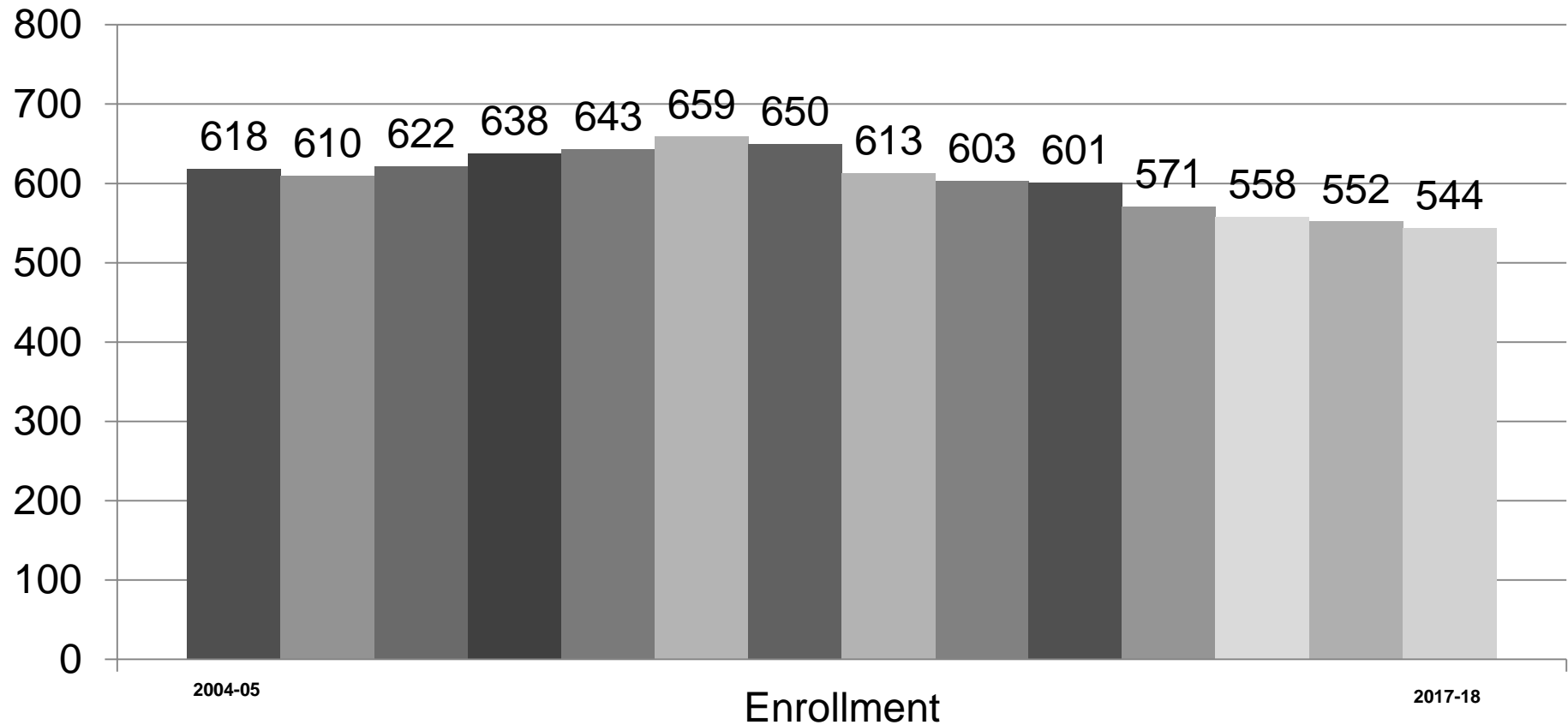
Total does not include transfers.

# Fund Balance

■ FY13 ■ FY14 ■ FY15 ■ FY16 ■ FY17 est



# Enrollment Trend 2004 - 2017



Source: 2016 NESDEC Reports

# FY18 BSD Budget Round 4 - 1/7/17 v4

Account	Description	FY15 Actual	FY16 Actual	FY17 Budget	FY18 Board	FY18 District Mtg	\$ Diff	% Diff
10.1100.110.00.0	Negt. Support Staff Increases	\$0.00	\$0.00	\$0.00	\$29,125.26	\$29,125.26	\$29,125.26	0.0%
10.1100.110.01.1	Wages-Full Day Kindergarten #150001	\$55,309.00	\$48,123.47	\$81,720.50	\$81,720.50	\$81,720.50	\$0.00	0.0%
10.1100.111.00.0	New Hire Orientation Wages	\$787.98	\$1,622.63	\$3,000.00	\$3,000.00	\$3,000.00	\$0.00	0.0%
10.1100.112.00.0	Teacher Lane Changes	\$0.00	\$0.00	\$15,974.17	\$57,326.81	\$57,326.81	\$41,352.64	258.9%
10.1100.112.01.0	Salaries, Classroom Teachers	\$995,525.06	\$1,032,096.92	\$1,059,208.65	\$1,036,092.65	\$1,036,092.65	(\$23,116.00)	-2.2%
10.1100.112.02.0	Salaries, Classroom Teachers	\$985,572.87	\$991,575.80	\$962,009.10	\$1,009,027.10	\$1,009,027.10	\$47,018.00	4.9%
10.1100.113.01.0	Salaries, Aides	\$50,567.62	\$44,568.22	\$33,951.72	\$33,951.72	\$33,951.72	\$0.00	0.0%
10.1100.113.02.0	Salaries, Aides	\$34,191.92	\$18,170.02	\$17,638.77	\$17,638.78	\$17,638.78	\$0.01	0.0%
10.1100.120.00.0	Professional Negotiated Increases	\$0.00	\$0.00	\$0.00	\$120,166.61	\$0.00	\$0.00	0.0%
10.1100.127.00.0	Tutoring Services	\$519.08	\$0.00	\$0.00	\$0.00	\$0.00	\$0.00	0.0%
10.1100.127.02.0	Tutoring Services	\$0.00	\$71.53	\$0.00	\$0.00	\$0.00	\$0.00	0.0%
10.1100.128.01.0	Salaries, Substitutes	\$27,587.99	\$24,332.50	\$27,000.00	\$28,500.00	\$28,500.00	\$1,500.00	5.6%
10.1100.128.02.0	Salaries, Substitutes	\$29,282.65	\$16,702.50	\$29,000.00	\$25,500.00	\$25,500.00	(\$3,500.00)	-12.1%
10.1100.129.02.0	Salary-Substitute Caller-CSDA	\$65.00	\$0.00	\$0.00	\$0.00	\$0.00	\$0.00	0.0%
10.1100.320.01.0	Homebound Instruction	\$41.49	\$0.00	\$800.00	\$800.00	\$800.00	\$0.00	0.0%
10.1100.430.02.0	Repair Equip., Non-Instruct	\$0.00	\$0.00	\$500.00	\$1,000.00	\$1,000.00	\$500.00	100.0%
10.1100.580.01.0	Travel For Specialists	\$0.00	\$0.00	\$250.00	\$250.00	\$250.00	\$0.00	0.0%
10.1100.580.02.0	Travel For Specialists	\$0.00	\$0.00	\$100.00	\$200.00	\$200.00	\$100.00	100.0%
10.1100.614.01.0	Expendable Supplies	\$8,436.82	\$8,557.91	\$12,000.00	\$10,000.00	\$10,000.00	(\$2,000.00)	-16.7%
10.1100.614.02.0	Expendable Supplies	\$7,277.77	\$9,388.79	\$10,000.00	\$10,000.00	\$10,000.00	\$0.00	0.0%
10.1100.615.01.1	Teaching Materials-Full Day Kindergarter	\$1,409.52	\$0.00	\$1,500.00	\$1,000.00	\$1,000.00	(\$500.00)	-33.3%
10.1100.648.00.0	Access Fees	\$0.00	\$1,318.00	\$0.00	\$1,350.00	\$1,350.00	\$1,350.00	0.0%
10.1100.650.01.0	Instruction Specific Software/Subscriptio	\$2,009.00	\$3,009.84	\$2,225.00	\$2,225.00	\$2,225.00	\$0.00	0.0%
10.1100.650.02.0	Instruction Specific Software/Subscriptio	\$1,246.90	\$512.00	\$2,500.00	\$1,300.00	\$1,300.00	(\$1,200.00)	-48.0%
10.1100.730.01.0	New Grade-Kindergarten	\$0.00	\$0.00	\$500.00	\$0.00	\$0.00	(\$500.00)	-100.0%
10.1100.730.01.1	Ed Equipment-Full Day Kindergarten #15	\$938.56	\$0.00	\$0.00	\$0.00	\$0.00	\$0.00	0.0%
10.1100.730.02.0	New Grade	\$0.00	\$0.00	\$0.00	\$1.00	\$1.00	\$1.00	0.0%
10.1100.733.01.0	Addl Equip	\$0.00	\$292.72	\$0.00	\$0.00	\$0.00	\$0.00	0.0%
10.1100.733.02.0	Addl Equip	\$455.97	\$271.31	\$1,500.00	\$735.53	\$735.53	(\$764.47)	-51.0%
10.1100.734.01.0	Instruction Specific New Hardware	\$40.00	\$0.00	\$800.00	\$800.00	\$800.00	\$0.00	0.0%
10.1100.734.02.0	Instruction Specific New Hardware	\$40.00	\$0.00	\$800.00	\$800.00	\$800.00	\$0.00	0.0%
10.1100.737.01.0	Replacement Equipment	\$299.00	\$545.80	\$500.00	\$500.00	\$500.00	\$0.00	0.0%
10.1100.737.02.0	Replacement Equipment	\$346.40	\$806.08	\$500.00	\$587.66	\$587.66	\$87.66	17.5%
10.1100.738.01.0	Instruction Specific Replacement Hardw	\$0.00	\$0.00	\$800.00	\$800.00	\$800.00	\$0.00	0.0%
10.1100.738.02.0	Instruction Specific Replacement Hardw	\$0.00	\$0.00	\$800.00	\$800.00	\$800.00	\$0.00	0.0%
10.1100.892.00.0	Food Service Bad Debt	\$2,352.06	\$0.00	\$0.00	\$0.00	\$0.00	\$0.00	0.0%
10.1102.614.01.0	Expendable Supplies, Art	\$346.16	\$634.63	\$900.00	\$900.00	\$900.00	\$0.00	0.0%
10.1102.614.02.0	Expendable Supplies, Art	\$2,216.57	\$2,344.99	\$2,242.99	\$2,202.83	\$2,202.83	(\$40.16)	-1.8%
10.1105.612.02.0	Workbooks, Language Arts	\$0.00	\$0.00	\$0.00	\$1.00	\$1.00	\$1.00	0.0%

Account	Description	FY15 Actual	FY16 Actual	FY17 Budget	FY18 Board	FY18 District Mtg	\$ Diff	% Diff
10.1105.614.01.0	Expendable Supply, Lang. Arts	\$811.92	\$890.50	\$850.00	\$850.00	\$850.00	\$0.00	0.0%
10.1105.614.02.0	Expendable Supply, Lang. Arts	\$0.00	\$930.94	\$519.46	\$1,000.00	\$1,000.00	\$480.54	92.5%
10.1105.615.01.0	Teaching Mat, Language Arts	\$2,587.68	\$2,629.64	\$2,563.40	\$2,600.00	\$2,600.00	\$36.60	1.4%
10.1105.615.02.0	Teaching Mat, Language Arts	\$1,433.98	\$1,309.04	\$396.73	\$175.38	\$175.38	(\$221.35)	-55.8%
10.1105.640.02.0	Language Arts Pilot Program	\$0.00	\$0.00	\$0.00	\$1.00	\$1.00	\$1.00	0.0%
10.1105.641.02.0	Textbooks, Language Arts	\$0.00	\$0.00	\$0.00	\$1.00	\$1.00	\$1.00	0.0%
10.1106.112.01.0	Salaries Teachers, For. Lang	\$9,169.78	\$0.00	\$0.00	\$0.00	\$0.00	\$0.00	0.0%
10.1106.112.02.0	Salaries Teachers, For. Lang.	\$36,679.14	\$0.00	\$0.00	\$0.00	\$0.00	\$0.00	0.0%
10.1106.615.01.0	Teaching Matls Foreign Lang	\$22.00	\$0.00	\$0.00	\$0.00	\$0.00	\$0.00	0.0%
10.1106.615.02.0	Teaching Matls Foreign Lang	\$1,481.69	\$0.00	\$0.00	\$0.00	\$0.00	\$0.00	0.0%
10.1108.615.01.0	Teaching Mat, Phys Ed	\$519.16	\$488.25	\$1,360.00	\$600.00	\$600.00	(\$760.00)	-55.9%
10.1108.615.02.0	Teaching Mat, Phys Ed	\$408.15	\$459.67	\$786.03	\$1,238.26	\$1,238.26	\$452.23	57.5%
10.1108.733.02.0	Addl Equipment, Phys Ed	\$0.00	\$0.00	\$0.00	\$1.00	\$1.00	\$1.00	0.0%
10.1111.612.01.0	Workbooks, Math	\$8,620.99	\$10,059.98	\$13,350.00	\$9,500.00	\$8,500.00	(\$4,850.00)	-36.3%
10.1111.612.02.0	Workbooks, Math	\$12,094.31	\$10,446.71	\$13,550.00	\$9,500.00	\$9,500.00	(\$4,050.00)	-29.9%
10.1111.614.01.0	Expendable Supplies, Math	\$290.56	\$1,179.16	\$750.00	\$750.00	\$500.00	(\$250.00)	-33.3%
10.1111.614.02.0	Expendable Supplies, Math	\$802.44	\$627.97	\$1,180.25	\$561.86	\$561.86	(\$618.39)	-52.4%
10.1111.615.01.0	Teaching Mat, Math	\$4,358.74	\$2,989.35	\$3,500.00	\$3,000.00	\$2,100.00	(\$1,400.00)	-40.0%
10.1111.615.02.0	Teaching Mat, Math	\$3,776.50	\$1,197.56	\$3,500.67	\$7,000.00	\$4,500.00	\$999.33	28.5%
10.1111.641.01.0	Textbooks, Math	\$0.00	\$0.00	\$1,850.00	\$0.00	\$0.00	(\$1,850.00)	-100.0%
10.1111.641.02.0	Textbooks, Math	\$0.00	\$0.00	\$4,350.00	\$2,239.40	\$0.00	(\$4,350.00)	-100.0%
10.1112.615.01.0	Teaching Mat, Music	\$639.68	\$460.00	\$757.41	\$750.00	\$750.00	(\$7.41)	-1.0%
10.1112.615.02.0	Teaching Mat, Music	\$1,086.31	\$1,231.44	\$1,229.15	\$1,350.00	\$1,350.00	\$120.85	9.8%
10.1113.614.01.0	Expendable Supplies, Science	\$334.20	\$266.74	\$887.26	\$900.00	\$900.00	\$12.74	1.4%
10.1113.614.02.0	Expendable Supplies, Science	\$589.93	\$903.79	\$690.00	\$690.00	\$690.00	\$0.00	0.0%
10.1113.615.01.0	Teaching Mat, Science	\$125.15	\$0.00	\$3,200.00	\$3,200.00	\$3,200.00	\$0.00	0.0%
10.1113.615.02.0	Teaching Mat, Science	\$575.87	\$761.12	\$1,891.24	\$1,311.00	\$1,311.00	(\$580.24)	-30.7%
10.1113.641.02.0	Textbooks, Science	\$0.00	\$0.00	\$0.00	\$1.00	\$1.00	\$1.00	0.0%
10.1115.614.02.0	Expendable Supply, Soc Studies	\$485.29	\$313.65	\$215.25	\$1,000.00	\$1,000.00	\$784.75	364.6%
10.1115.615.01.0	Teaching Mat, Social Studies	\$0.00	\$0.00	\$1,350.00	\$1,500.00	\$1,500.00	\$150.00	11.1%
10.1115.615.02.0	Teaching Mat, Social Studies	\$1,454.96	\$578.32	\$550.00	\$269.17	\$269.17	(\$280.83)	-51.1%
10.1120.112.01.0	Teaching Advisors	\$0.00	\$1,500.00	\$2,350.00	\$3,500.00	\$3,500.00	\$1,150.00	48.9%
10.1120.112.02.0	Teaching Advisors	\$450.00	\$1,950.00	\$1,000.00	\$3,500.00	\$3,500.00	\$2,500.00	250.0%
10.1120.510.01.0	Transportation	\$731.00	\$700.60	\$900.00	\$900.00	\$900.00	\$0.00	0.0%
10.1120.510.02.0	Transportation	\$76.29	\$0.00	\$85.00	\$85.00	\$85.00	\$0.00	0.0%
10.1120.800.02.0	Academic Competition	\$457.50	\$363.50	\$500.00	\$512.90	\$512.90	\$12.90	2.6%
10.1123.612.02.0	Workbooks, Reading	\$1,312.18	\$1,276.17	\$850.43	\$1,092.73	\$1,092.73	\$242.30	28.5%
10.1123.614.01.0	Expendable Supplies, Reading	\$147.94	\$168.73	\$189.70	\$190.00	\$190.00	\$0.30	0.2%
10.1123.614.02.0	Expendable Supplies, Reading	\$883.02	\$189.22	\$350.00	\$350.00	\$350.00	\$0.00	0.0%
10.1123.615.01.0	Teaching Mat, Reading	\$5,587.09	\$4,883.51	\$5,000.40	\$5,000.00	\$5,000.00	(\$0.40)	0.0%

Account	Description	FY15 Actual	FY16 Actual	FY17 Budget	FY18 Board	FY18 District Mtg	\$ Diff	% Diff
10.1123.615.02.0	Teaching Mat, Reading	\$176.50	\$428.17	\$400.00	\$809.26	\$809.26	\$409.26	102.3%
10.1123.641.01.0	Textbooks, Reading	\$0.00	\$0.00	\$1.00	\$1.00	\$1.00	\$0.00	0.0%
10.1123.641.02.0	Textbooks, Reading	\$0.00	\$0.00	\$200.00	\$200.00	\$200.00	\$0.00	0.0%
10.1123.643.01.0	Online Resources	\$0.00	\$0.00	\$1.00	\$1.00	\$1.00	\$0.00	0.0%
10.1169.113.01.0	Computer Aide	\$29.74	\$0.00	\$0.00	\$0.00	\$0.00	\$0.00	0.0%
10.1169.113.02.0	Computer Aide	\$5,762.74	\$319.39	\$0.00	\$0.00	\$0.00	\$0.00	0.0%
10.1169.114.01.0	Technology Technician	\$23,338.50	\$23,805.50	\$24,400.50	\$24,400.50	\$24,400.50	\$0.00	0.0%
10.1169.114.02.0	Technology Technician	\$23,338.50	\$23,805.50	\$24,400.50	\$24,400.50	\$24,400.50	\$0.00	0.0%
10.1169.614.01.0	Instruction Specific IT Supplies/Repairs	\$196.65	\$1,236.33	\$1,200.00	\$1,200.00	\$1,200.00	\$0.00	0.0%
10.1169.614.02.0	Instruction Specific IT Supplies/Repairs	\$272.20	\$1,324.89	\$1,200.00	\$1,380.00	\$1,380.00	\$180.00	15.0%
10.1169.615.01.0	Teaching Mat, Computer	\$0.00	\$0.00	\$850.00	\$850.00	\$850.00	\$0.00	0.0%
10.1169.615.02.0	Teaching Matl, Computer	\$0.00	\$132.00	\$500.00	\$1,500.00	\$1,500.00	\$1,000.00	200.0%
10.1169.737.01.0	Furniture and Fixtures	\$0.00	\$0.00	\$550.00	\$550.00	\$550.00	\$0.00	0.0%
10.1169.737.02.0	Furniture and Fixtures	\$0.00	\$0.00	\$300.00	\$300.00	\$300.00	\$0.00	0.0%
10.1190.110.01.0	Salaries-504/RTI/Reg Ed	\$0.00	\$7,161.44	\$7,340.45	\$7,340.45	\$7,340.45	\$0.00	0.0%
10.1190.110.02.0	Salaries-504/RTI/Reg Ed	\$0.00	\$13,479.14	\$15,809.52	\$15,809.52	\$15,809.52	\$0.00	0.0%
10.1190.114.01.0	Salaries-504/RTI/Reg Ed	\$0.00	\$12,426.25	\$15,216.34	\$15,216.34	\$15,216.34	\$0.00	0.0%
10.1190.114.02.0	Salaries-504/RTI/Reg Ed	\$0.00	\$9,454.36	\$7,651.38	\$7,651.38	\$7,651.38	\$0.00	0.0%
10.1200.114.01.0	Salaries, Individual Aides	\$108,720.58	\$151,371.83	\$191,068.97	\$191,068.97	\$175,068.97	(\$16,000.00)	-8.4%
10.1200.114.02.0	Salaries, Individual Aides	\$153,281.17	\$139,239.42	\$111,025.48	\$111,025.48	\$111,025.48	\$0.00	0.0%
10.1200.115.01.0	Don't Use	\$15,858.75	\$0.00	\$0.00	\$0.00	\$0.00	\$0.00	0.0%
10.1200.115.02.0	Don't Use	\$17,148.33	\$0.00	\$0.00	\$0.00	\$0.00	\$0.00	0.0%
10.1200.117.01.0	Salary, Resource Rm Aides	\$33,841.86	\$0.00	\$0.00	\$0.00	\$0.00	\$0.00	0.0%
10.1200.117.02.0	Salary, Resource Rm Aides	\$28,126.17	\$20,265.32	\$19,491.83	\$19,491.83	\$19,491.83	\$0.00	0.0%
10.1200.118.01.0	Salary, Resource Rm Teacher	\$163,611.61	\$184,985.24	\$215,016.00	\$215,016.00	\$215,016.00	\$0.00	0.0%
10.1200.118.02.0	Salary, Resource Rm Teacher	\$207,460.55	\$208,822.27	\$228,628.50	\$181,610.50	\$181,610.50	(\$47,018.00)	-20.6%
10.1200.121.00.0	Sped Bldg. Coordinator Salary	\$0.00	\$82,882.00	\$84,954.00	\$84,954.00	\$84,954.00	\$0.00	0.0%
10.1200.121.01.0	SPED Bldg Coordinator Salary	\$41,642.90	\$0.00	\$0.00	\$0.00	\$0.00	\$0.00	0.0%
10.1200.121.02.0	SPED Bldg Coordinator Salary	\$41,642.90	\$0.00	\$0.00	\$0.00	\$0.00	\$0.00	0.0%
10.1200.330.00.0	Legal Services-Spec Ed	\$494.00	\$162.27	\$2,500.00	\$2,500.00	\$2,500.00	\$0.00	0.0%
10.1200.330.01	Contracted Svc, Ind Aides	\$0.00	\$0.00	\$12,600.00	\$0.00	\$0.00	(\$12,600.00)	-100.0%
10.1200.534.01.0	Postage	\$394.87	\$390.30	\$392.00	\$500.00	\$500.00	\$108.00	27.6%
10.1200.534.02.0	Postage	\$380.52	\$302.24	\$400.00	\$500.00	\$500.00	\$100.00	25.0%
10.1200.560.01.0	Out Of District Tuition	\$0.00	\$0.00	\$27,150.00	\$0.00	\$39,540.00	\$12,390.00	45.6%
10.1200.560.02.0	Out Of District Tuition	\$222,143.49	\$0.00	\$17,400.00	\$0.00	\$59,865.75	\$42,465.75	0.0%
10.1200.561.01.0	Out-of-District Related Services	\$0.00	\$0.00	\$12,000.00	\$0.00	\$11,800.00	(\$200.00)	-1.7%
10.1200.561.02.0	Out-of-District Related Services	\$97,913.00	\$0.00	\$5,800.00	\$0.00	\$16,200.00	\$10,400.00	0.0%
10.1200.580.01.0	Travel	\$0.00	\$15.81	\$382.50	\$450.00	\$450.00	\$67.50	17.6%
10.1200.580.02.0	Travel	\$14.01	\$0.00	\$212.50	\$250.00	\$250.00	\$37.50	17.6%
10.1200.611.01.0	Don't Use	\$462.65	\$0.00	\$0.00	\$0.00	\$0.00	\$0.00	0.0%

Account	Description	FY15 Actual	FY16 Actual	FY17 Budget	FY18 Board	FY18 District Mtg	\$ Diff	% Diff
10.1200.611.02.0	Don't Use	\$536.66	\$0.00	\$0.00	\$0.00	\$0.00	\$0.00	0.0%
10.1200.612.01.0	Workbooks, Resource Rm	\$489.20	\$116.48	\$400.00	\$550.00	\$550.00	\$150.00	37.5%
10.1200.612.02.0	Workbooks, Resource Rm	\$0.00	\$0.00	\$0.00	\$1,000.00	\$1,000.00	\$1,000.00	0.0%
10.1200.613.02.0	Speech/Language-Testing Materials	\$0.00	\$0.00	\$310.25	\$0.00	\$0.00	(\$310.25)	-100.0%
10.1200.614.01.0	Expendable Supplies, Res Rm	\$17.75	\$0.00	\$100.00	\$400.00	\$400.00	\$300.00	300.0%
10.1200.614.02.0	Expendable Supplies, Res Rm	\$0.00	\$329.82	\$639.09	\$1,050.00	\$1,050.00	\$410.91	64.3%
10.1200.616.01.0	Teaching Mats. Resource Room	\$0.00	\$1,115.44	\$400.00	\$400.00	\$400.00	\$0.00	0.0%
10.1200.616.02.0	Teaching Mats. Resource Room	\$3,622.29	\$3,237.71	\$4,109.10	\$2,000.00	\$2,000.00	(\$2,109.10)	-51.3%
10.1200.617.01.0	Teaching Materials	\$367.40	\$189.95	\$400.00	\$400.00	\$400.00	\$0.00	0.0%
10.1200.617.02.0	Teaching Materials	\$0.00	\$1,485.00	\$0.00	\$1,000.00	\$1,000.00	\$1,000.00	0.0%
10.1200.650.01.0	Instruction Specific Software/Subscriptio	\$0.00	\$2,500.00	\$2,376.00	\$650.00	\$650.00	(\$1,726.00)	0.0%
10.1200.650.02.0	Instruction Specific Software/Subscriptio	\$38,068.95	\$6,100.00	\$1,102.68	\$1,500.00	\$1,500.00	\$397.32	0.0%
10.1200.730.01.0	Equipment	\$59.96	\$0.00	\$1.00	\$1,000.00	\$1,000.00	\$999.00	99900.0%
10.1200.730.02.0	Equipment	\$2,778.64	\$48.58	\$3,905.50	\$1,000.00	\$1,000.00	(\$2,905.50)	-74.4%
10.1200.732.02.0	Equipment/Maintenance Plans	\$0.00	\$0.00	\$1,597.32	\$500.00	\$500.00	(\$1,097.32)	-68.7%
10.1200.734.01.0	Instruction Specific New Hardware	\$1,516.00	\$0.00	\$0.00	\$500.00	\$500.00	\$500.00	0.0%
10.1200.739.01.0	Addl Equipment	\$1,577.00	\$0.00	\$700.00	\$0.00	\$0.00	(\$700.00)	-100.0%
10.1200.810.00.0	Dues and Fees	\$0.00	\$795.00	\$795.00	\$945.00	\$945.00	\$150.00	0.0%
10.1201.115.01.0	ESY - Wages	\$0.00	\$13,466.86	\$16,000.00	\$16,000.00	\$16,000.00	\$0.00	0.0%
10.1201.115.02.0	ESY - Wages	\$0.00	\$20,365.55	\$19,000.00	\$19,000.00	\$19,000.00	\$0.00	0.0%
10.1201.330.01.0	ESY - Contracted Services	\$0.00	\$0.00	\$0.00	\$13,169.66	\$0.00	\$0.00	0.0%
10.1201.614.01.0	ESY - Supplies	\$0.00	\$85.70	\$450.00	\$450.00	\$450.00	\$0.00	0.0%
10.1201.614.02.0	ESY - Supplies	\$0.00	\$687.84	\$600.00	\$600.00	\$600.00	\$0.00	0.0%
10.1225.734.02	Spec Ed Computer Equip	\$0.00	\$0.00	\$1,227.50	\$0.00	\$0.00	(\$1,227.50)	-100.0%
10.1260.110.01.0	Salaries - ELL	\$5,820.84	\$6,025.42	\$7,087.50	\$7,087.50	\$7,087.50	\$0.00	0.0%
10.1290.111.01.0	Preschool Salaries	\$59,437.19	\$60,871.19	\$61,097.00	\$50,500.00	\$50,500.00	(\$10,597.00)	-17.3%
10.1290.114.01.0	Preschool Aide	\$30,526.64	\$14,243.24	\$14,816.57	\$14,816.57	\$14,816.57	\$0.00	0.0%
10.1290.613.01.0	Testing Materials-Pre School	\$427.35	\$427.35	\$428.00	\$428.00	\$428.00	\$0.00	0.0%
10.1290.614.01.0	Expendable Supplies-Pre School	\$149.40	\$183.38	\$37.50	\$100.00	\$100.00	\$62.50	166.7%
10.1290.615.01.0	Teaching Materials-Pre School	\$0.00	\$15.18	\$37.50	\$100.00	\$100.00	\$62.50	166.7%
10.2100.350.01.0	Contracted Services	\$15,983.45	\$935.32	\$1,250.00	\$1,858.29	\$1,858.29	\$608.29	48.7%
10.2100.350.02.0	Contracted Services	\$13,594.50	\$52,791.43	\$16,150.00	\$27,562.50	\$27,562.50	\$11,412.50	70.7%
10.2100.550.01.0	Printing	\$1,085.47	\$1,207.57	\$918.00	\$1,000.00	\$1,000.00	\$82.00	8.9%
10.2100.550.02.0	Printing	\$1,260.31	\$816.80	\$1,500.00	\$1,500.00	\$1,500.00	\$0.00	0.0%
10.2120.112.01.0	Salaries, Guidance	\$61,156.26	\$63,478.00	\$67,820.76	\$67,820.76	\$67,820.76	\$0.00	0.0%
10.2120.112.02.0	Salaries, Guidance	\$40,711.87	\$44,562.91	\$48,288.76	\$48,288.76	\$48,288.76	\$0.00	0.0%
10.2120.116.00.0	Database Manager	\$0.00	\$0.00	\$7,000.00	\$7,000.00	\$7,000.00	\$0.00	0.0%
10.2120.613.01.0	Testing	\$1,123.26	\$138.91	\$913.70	\$2,238.70	\$2,238.70	\$1,325.00	145.0%
10.2120.613.02.0	Testing	\$0.00	\$0.00	\$4,500.00	\$1,000.00	\$1,000.00	(\$3,500.00)	-77.8%
10.2120.614.02.0	Testing Materials-Guidance	\$0.00	\$0.00	\$150.00	\$0.00	\$0.00	(\$150.00)	-100.0%



Account	Description	FY15 Actual	FY16 Actual	FY17 Budget	FY18 Board	FY18 District Mtg	\$ Diff	% Diff
10.2120.615.01.0	Expendable Supplies	\$77.71	\$196.73	\$226.97	\$225.00	\$225.00	(\$1.97)	-0.9%
10.2120.615.02.0	Teaching Materials	\$371.66	\$522.17	\$400.00	\$600.00	\$600.00	\$200.00	50.0%
10.2134.112.01.0	Salaries, Nurse	\$58,119.20	\$59,472.25	\$59,730.86	\$59,730.86	\$59,730.86	\$0.00	0.0%
10.2134.112.02.0	Salaries, Nurse	\$58,526.54	\$60,364.95	\$60,626.00	\$60,626.43	\$60,626.43	\$0.43	0.0%
10.2134.614.01.0	Expendable Supplies, Health	\$1,168.96	\$1,186.92	\$1,375.00	\$1,375.00	\$1,375.00	\$0.00	0.0%
10.2134.614.02.0	Expendable Supplies, Health	\$3,401.27	\$2,678.83	\$4,275.55	\$6,671.07	\$4,275.55	\$0.00	0.0%
10.2134.615.02.0	Teaching Mat, Health	\$295.15	\$0.00	\$300.00	\$230.00	\$230.00	(\$70.00)	-23.3%
10.2134.730.01.0	Additional Equipment, Health	\$0.00	\$79.00	\$158.00	\$1,079.00	\$1,079.00	\$921.00	582.9%
10.2134.730.02.0	Addl Equip, Health	\$0.00	\$79.00	\$115.00	\$90.85	\$90.85	(\$24.15)	-21.0%
10.2139.330.01.0	Behavior Management	\$12,084.84	\$5,752.50	\$0.00	\$0.00	\$0.00	\$0.00	0.0%
10.2139.330.02.0	Behavior Management	\$9,587.50	\$8,287.50	\$0.00	\$0.00	\$0.00	\$0.00	0.0%
10.2142.330.01.0	Rsec Psychoed Evals	\$1,650.00	\$0.00	\$3,500.00	\$3,500.00	\$3,500.00	\$0.00	0.0%
10.2142.330.02.0	Rsec Psychoed Evals	\$0.00	\$0.00	\$5,700.00	\$5,000.00	\$5,000.00	(\$700.00)	-12.3%
10.2143.110.01.0	Psychologist Salary	\$31,000.00	\$31,780.00	\$30,750.00	\$30,750.00	\$30,750.00	\$0.00	0.0%
10.2143.110.02.0	Psychologist Salary	\$42,017.72	\$1,753.92	\$30,750.00	\$30,750.00	\$30,750.00	\$0.00	0.0%
10.2143.613.01.0	Testing Materials-Psychologist	\$2,109.23	\$977.44	\$691.03	\$2,000.00	\$2,000.00	\$1,308.97	189.4%
10.2143.613.02.0	Testing Materials-Psychologist	\$335.10	\$2,484.74	\$2,014.00	\$2,000.00	\$2,000.00	(\$14.00)	-0.7%
10.2143.615.01.0	Teaching Materials-Psychologist	\$0.00	\$0.00	\$150.00	\$200.00	\$200.00	\$50.00	33.3%
10.2143.615.02.0	Psychology Materials	\$0.00	\$0.00	\$200.00	\$200.00	\$200.00	\$0.00	0.0%
10.2152.111.01.0	Speech Therapy Svcs	\$70,350.81	\$71,758.41	\$72,907.00	\$72,907.00	\$72,907.00	\$0.00	0.0%
10.2152.111.02.0	Speech Therapy Services	\$84,847.33	\$71,452.61	\$73,558.14	\$73,558.14	\$73,558.14	\$0.00	0.0%
10.2152.613.01.0	Testing Materials-Speech	\$528.60	\$295.74	\$320.00	\$1,250.00	\$1,250.00	\$930.00	290.6%
10.2152.613.02.0	Testing Materials, Speech	\$712.95	\$722.48	\$632.00	\$650.00	\$650.00	\$18.00	2.8%
10.2152.615.01.0	Teaching Mat, Speech	\$85.00	\$0.00	\$669.90	\$200.00	\$200.00	(\$469.90)	-70.1%
10.2152.615.02.0	Teaching Mat, Speech	\$16.45	\$357.58	\$200.00	\$250.00	\$250.00	\$50.00	25.0%
10.2159.330.01.0	Vision/hearing Consulting	\$2,723.11	\$1,343.75	\$4,095.00	\$4,500.00	\$4,500.00	\$405.00	9.9%
10.2159.330.02.0	Vision/hearing Consulting	\$1,114.75	\$625.00	\$700.00	\$1,770.00	\$1,770.00	\$1,070.00	152.9%
10.2162.330.01.0	Physical Therapy Svcs	\$3,128.00	\$0.00	\$8,035.00	\$8,800.00	\$8,800.00	\$765.00	9.5%
10.2162.330.02.0	Physical Therapy Svcs	\$0.00	\$408.50	\$2,025.00	\$2,000.00	\$2,000.00	(\$25.00)	-1.2%
10.2163.111.01.0	Occupational Therapy Salary	\$52,178.00	\$47,997.65	\$49,124.55	\$49,124.55	\$49,124.55	\$0.00	0.0%
10.2163.111.02.0	Occupational Therapy Salary	\$35,573.00	\$18,354.24	\$16,694.97	\$16,694.97	\$16,694.97	\$0.00	0.0%
10.2163.112.01.0	Cota Support	\$19,955.03	\$0.00	\$0.00	\$0.00	\$0.00	\$0.00	0.0%
10.2163.613.01.0	Testing Materials-Occupational Therapy	\$536.70	\$0.00	\$210.00	\$449.00	\$449.00	\$239.00	113.8%
10.2163.613.02.0	Testing Materials-Occupational Therapy	\$48.59	\$941.71	\$200.00	\$449.00	\$449.00	\$249.00	124.5%
10.2163.615.01.0	Teaching Materials-Occupational Therap	\$872.61	\$784.45	\$968.00	\$1,500.00	\$1,500.00	\$532.00	55.0%
10.2163.615.02.0	Teaching Materials-Occupational Therap	\$1,032.22	\$901.11	\$1,813.00	\$1,500.00	\$1,500.00	(\$313.00)	-17.3%
10.2180.301.00.0	Medicaid Billing	\$9,322.92	\$2,018.53	\$6,500.00	\$5,000.00	\$5,000.00	(\$1,500.00)	-23.1%
10.2192.111.00.0	Salaries, BCBA	\$0.00	\$0.00	\$12,915.00	\$12,915.00	\$12,915.00	\$0.00	0.0%
10.2210.115.00.0	New Hire Orientation Comm Stipend	\$1,000.00	\$1,000.00	\$1,000.00	\$1,000.00	\$1,000.00	\$0.00	0.0%
10.2210.115.01.0	Curriculum Devl. Stipend	\$0.00	\$200.00	\$1,500.00	\$0.00	\$0.00	(\$1,500.00)	-100.0%

Account	Description	FY15 Actual	FY16 Actual	FY17 Budget	FY18 Board	FY18 District Mtg	\$ Diff	% Diff
10.2210.115.02.0	Curriculum Devl. Stipend	\$1,200.00	\$0.00	\$1,500.00	\$0.00	\$0.00	(\$1,500.00)	-100.0%
10.2210.116.00.0	CPR/First Aid Training	\$0.00	\$155.00	\$0.00	\$0.00	\$0.00	\$0.00	0.0%
10.2210.240.01.0	PD-CBA-BESSA	\$1,612.97	\$2,452.34	\$2,520.00	\$2,520.00	\$2,520.00	\$0.00	0.0%
10.2210.240.02.0	PD-CBA-BESSA	\$1,131.03	\$3,118.50	\$2,000.00	\$3,500.00	\$3,500.00	\$1,500.00	75.0%
10.2210.241.01.0	PD-CBA-BTA	\$22,449.57	\$35,023.51	\$30,000.00	\$33,000.00	\$33,000.00	\$3,000.00	10.0%
10.2210.241.02.0	PD-CBA-BTA	\$22,028.48	\$18,367.01	\$40,000.00	\$27,000.00	\$27,000.00	(\$13,000.00)	-32.5%
10.2210.242.00.0	Special Ed Training	\$2,723.42	\$0.00	\$1,050.00	\$500.00	\$500.00	(\$550.00)	-52.4%
10.2210.242.01.0	Staff Development	\$0.00	\$1,041.94	\$0.00	\$500.00	\$500.00	\$500.00	0.0%
10.2210.242.02.0	Staff Development	\$0.00	\$3,651.11	\$0.00	\$3,500.00	\$3,500.00	\$3,500.00	0.0%
10.2210.244.01.0	Staff Reimburse-AHP	\$2,269.38	\$1,298.93	\$3,000.00	\$2,000.00	\$2,000.00	(\$1,000.00)	-33.3%
10.2210.244.02.0	Staff Reimburse-AHP	\$2,704.68	\$430.11	\$3,000.00	\$2,000.00	\$2,000.00	(\$1,000.00)	-33.3%
10.2210.245.00.0	SAU Wide PD Activities	\$2,616.64	\$1,823.45	\$1,000.00	\$2,000.00	\$2,000.00	\$1,000.00	100.0%
10.2210.245.01.0	Prof Develop - Admin/Non-Union	\$129.00	\$1,437.58	\$4,000.00	\$4,000.00	\$4,000.00	\$0.00	0.0%
10.2210.245.02.0	Prof Develop - Admin/Non-Union	\$2,833.94	\$4,565.50	\$4,946.00	\$4,000.00	\$4,000.00	(\$946.00)	-19.1%
10.2210.612.00.0	New Hire Orientation Supplies	\$0.00	\$211.00	\$250.00	\$250.00	\$250.00	\$0.00	0.0%
10.2222.112.01.0	Salary, Librarian	\$56,968.00	\$58,971.00	\$61,348.00	\$61,348.00	\$61,348.00	\$0.00	0.0%
10.2222.112.02.0	Salary, Librarian	\$49,141.00	\$50,869.00	\$52,919.00	\$52,919.00	\$52,919.00	\$0.00	0.0%
10.2222.430.01.0	Repair	\$805.44	\$0.00	\$345.00	\$100.00	\$100.00	(\$245.00)	-71.0%
10.2222.430.02.0	Repair	\$203.64	\$0.00	\$0.00	\$25.00	\$25.00	\$25.00	0.0%
10.2222.444.02.0	Film Purchases	\$156.70	\$261.50	\$307.22	\$1,161.64	\$1,161.64	\$854.42	278.1%
10.2222.614.01.0	Expendable Supplies, Library	\$86.36	\$0.00	\$153.85	\$0.00	\$0.00	(\$153.85)	-100.0%
10.2222.614.02.0	Expendable Supplies, Library	\$378.84	\$468.62	\$363.15	\$389.76	\$389.76	\$26.61	7.3%
10.2222.615.01.0	Teach. Matls, Library	\$0.00	\$0.00	\$177.53	\$150.00	\$150.00	(\$27.53)	-15.5%
10.2222.615.02.0	Teach. Matls, Library	\$0.00	\$1,872.46	\$402.10	\$402.10	\$402.10	\$0.00	0.0%
10.2222.641.01.0	Library Books	\$1,209.75	\$2,880.33	\$1,200.00	\$1,200.00	\$1,200.00	\$0.00	0.0%
10.2222.641.02.0	Library Books	\$1,657.68	\$2,247.68	\$2,300.00	\$2,645.00	\$2,645.00	\$345.00	15.0%
10.2222.642.01.0	Publications	\$0.00	\$0.00	\$1,045.00	\$1,045.00	\$1,045.00	\$0.00	0.0%
10.2222.642.02.0	Publications	\$133.00	\$973.81	\$1,083.82	\$1,093.65	\$1,093.65	\$9.83	0.9%
10.2225.434.01.0	Computer Repairs	\$0.00	\$0.00	\$1,000.00	\$1,000.00	\$1,000.00	\$0.00	0.0%
10.2225.434.02.0	Computer Repairs	\$120.00	\$676.35	\$1,000.00	\$1,000.00	\$1,000.00	\$0.00	0.0%
10.2225.614.01.0	Technology Supplies	\$0.00	\$0.00	\$2,000.00	\$2,000.00	\$2,000.00	\$0.00	0.0%
10.2225.614.02.0	Technology Supplies	\$316.59	\$0.00	\$2,000.00	\$2,000.00	\$2,000.00	\$0.00	0.0%
10.2225.734.01.0	Additional Computer Equipment	\$0.00	\$2,033.79	\$13,050.00	\$4,000.00	\$4,000.00	(\$9,050.00)	-69.3%
10.2225.734.02.0	Additional Computer Equipment	\$4,874.41	\$2,381.75	\$5,650.00	\$1,500.00	\$1,500.00	(\$4,150.00)	-73.5%
10.2225.738.01.0	Replacement Computer Equipment	\$23,491.54	\$19,503.33	\$3,300.00	\$4,836.00	\$4,836.00	\$1,536.00	46.5%
10.2225.738.02.0	Replacement Computer Equipment	\$32,290.36	\$15,612.95	\$7,800.00	\$10,973.20	\$10,973.20	\$3,173.20	40.7%
10.2310.301.00.0	Salaries, School Board	\$2,200.00	\$2,200.00	\$2,200.00	\$2,200.00	\$2,200.00	\$0.00	0.0%
10.2310.330.00.0	Consulting	\$0.00	\$1,906.64	\$0.00	\$0.00	\$0.00	\$0.00	0.0%
10.2310.540.00.0	Advertising	\$345.69	\$145.20	\$1,000.00	\$1,000.00	\$1,000.00	\$0.00	0.0%
10.2310.550.00.0	Printing Town Report	\$0.00	\$186.68	\$300.00	\$300.00	\$300.00	\$0.00	0.0%

Account	Description	FY15 Actual	FY16 Actual	FY17 Budget	FY18 Board	FY18 District Mtg	\$ Diff	% Diff
10.2310.614.00.0	School Board Expenses	\$4,995.73	\$2,396.76	\$2,365.09	\$5,000.00	\$2,365.09	\$0.00	0.0%
10.2310.810.00.0	Dues	\$700.00	\$3,634.91	\$3,634.91	\$4,000.00	\$3,634.91	\$0.00	0.0%
10.2312.301.00.0	Secretary School Board	\$1,963.50	\$1,585.25	\$2,200.00	\$2,200.00	\$2,200.00	\$0.00	0.0%
10.2312.302.00.0	School Board Clerk	\$0.00	\$0.00	\$75.00	\$75.00	\$75.00	\$0.00	0.0%
10.2313.301.00.0	Salary, Treasurer	\$1,000.00	\$1,000.00	\$1,000.00	\$1,000.00	\$1,000.00	\$0.00	0.0%
10.2314.301.00.0	Checklist Supervisor	\$115.50	\$105.00	\$350.00	\$350.00	\$350.00	\$0.00	0.0%
10.2317.301.00.0	Audit	\$10,250.00	\$9,650.00	\$9,000.00	\$10,000.00	\$10,000.00	\$1,000.00	11.1%
10.2318.301.00.0	Legal Services	\$13,092.63	\$12,010.31	\$12,000.00	\$12,000.00	\$12,000.00	\$0.00	0.0%
10.2320.310.00.0	District Assessment	\$256,633.00	\$261,901.00	\$271,120.00	\$272,804.00	\$271,051.00	(\$69.00)	0.0%
10.2400.110.01.0	Salaries, Principal	\$100,857.60	\$90,000.00	\$92,250.00	\$92,250.00	\$92,250.00	\$0.00	0.0%
10.2400.110.02.0	Salaries, Principal	\$94,000.00	\$96,350.00	\$98,759.00	\$98,759.00	\$98,759.00	\$0.00	0.0%
10.2400.111.01.0	Salaries, Asst Principal	\$41,642.90	\$0.00	\$0.00	\$0.00	\$0.00	\$0.00	0.0%
10.2400.111.02.0	Salaries, Asst Principal	\$41,642.90	\$0.00	\$0.00	\$0.00	\$0.00	\$0.00	0.0%
10.2400.112.01.0	Salaries - CIA Admin	\$0.00	\$18,000.00	\$0.00	\$0.00	\$0.00	\$0.00	0.0%
10.2400.112.02.0	Salaries - CIA Admin	\$0.00	\$18,000.00	\$0.00	\$0.00	\$0.00	\$0.00	0.0%
10.2400.115.01.0	Salaries, Secretary	\$55,650.72	\$58,707.11	\$61,883.85	\$61,883.85	\$61,883.85	\$0.00	0.0%
10.2400.115.02.0	Salaries, Secretary	\$66,068.01	\$67,767.28	\$56,880.00	\$56,880.56	\$56,880.56	\$0.56	0.0%
10.2400.531.01	Salaries, Office Aide	\$0.00	\$0.00	\$450.00	\$0.00	\$0.00	(\$450.00)	-100.0%
10.2400.300.00.0	Prof. Services-Strategic Planning	\$5,500.00	\$6,000.00	\$6,000.00	\$6,000.00	\$6,000.00	\$0.00	0.0%
10.2400.430.01.0	Equipment Repair	\$424.80	\$50.00	\$800.00	\$800.00	\$800.00	\$0.00	0.0%
10.2400.430.02.0	Equipment Repair	\$0.00	\$0.00	\$25.00	\$276.00	\$276.00	\$251.00	1004.0%
10.2400.442.01.0	Copier Service/Lease	\$10,060.32	\$13,468.97	\$10,285.00	\$11,089.00	\$11,089.00	\$804.00	7.8%
10.2400.442.02.0	Copier Service/Lease	\$15,855.48	\$14,790.96	\$13,505.00	\$14,159.00	\$14,159.00	\$654.00	4.8%
10.2400.490.02.0	Service Agreements	\$0.00	\$0.00	\$980.16	\$980.16	\$980.16	\$0.00	0.0%
10.2400.531.01.0	Telephone	\$3,826.14	\$3,510.78	\$4,000.00	\$4,000.00	\$4,000.00	\$0.00	0.0%
10.2400.531.02.0	Telephone	\$5,317.24	\$5,006.63	\$6,000.00	\$6,000.00	\$6,000.00	\$0.00	0.0%
10.2400.532.00.0	Network Services	\$8,972.46	\$9,630.00	\$20,200.00	\$10,600.00	\$10,600.00	(\$9,600.00)	-47.5%
10.2400.534.01.0	Postage	\$609.49	\$542.42	\$750.00	\$650.00	\$650.00	(\$100.00)	-13.3%
10.2400.534.02.0	Postage	\$358.50	\$415.31	\$500.00	\$500.00	\$500.00	\$0.00	0.0%
10.2400.550.01.0	Printing	\$256.72	\$558.57	\$680.00	\$600.00	\$600.00	(\$80.00)	-11.8%
10.2400.550.02.0	Printing	\$702.74	\$832.49	\$700.00	\$700.00	\$700.00	\$0.00	0.0%
10.2400.580.01.0	Travel	\$1,872.37	\$1,049.72	\$2,000.00	\$2,000.00	\$2,000.00	\$0.00	0.0%
10.2400.580.02.0	Travel	\$1,075.30	\$1,337.68	\$1,400.00	\$1,500.00	\$1,500.00	\$100.00	7.1%
10.2400.610.01.0	Misc Hospitality	\$481.90	\$676.62	\$1,000.00	\$800.00	\$800.00	(\$200.00)	-20.0%
10.2400.610.02.0	Misc Hospitality	\$334.49	\$296.86	\$700.00	\$400.00	\$400.00	(\$300.00)	-42.9%
10.2400.614.01.0	Expendable Supplies	\$196.18	\$226.95	\$500.00	\$500.00	\$500.00	\$0.00	0.0%
10.2400.614.02.0	Expendable Supplies	\$948.00	\$389.09	\$800.00	\$800.00	\$800.00	\$0.00	0.0%
10.2400.650.00.0	Support Contracts/Hosted Services	\$32,395.08	\$49,988.48	\$43,750.00	\$42,348.00	\$42,348.00	(\$1,402.00)	-3.2%
10.2400.653.00.0	Consulting Services	\$869.09	\$1,671.20	\$4,000.00	\$4,000.00	\$4,000.00	\$0.00	0.0%
10.2400.658.00.0	Site Licensing	\$4,039.05	\$4,039.05	\$5,200.00	\$4,500.00	\$4,500.00	(\$700.00)	-13.5%

Account	Description	FY15 Actual	FY16 Actual	FY17 Budget	FY18 Board	FY18 District Mtg	\$ Diff	% Diff
10.2400.733.02.0	Addtl Equipment	\$1,482.59	\$399.95	\$350.00	\$350.00	\$350.00	\$0.00	0.0%
10.2400.810.01.0	Dues	\$1,092.50	\$1,060.00	\$600.00	\$940.00	\$940.00	\$340.00	56.7%
10.2400.810.02.0	Dues	\$811.50	\$530.00	\$254.00	\$700.00	\$700.00	\$446.00	175.6%
10.2400.899.01.0	RMMS-FY13 Proposed Budget Changes	\$0.00	\$0.00	\$0.00	\$53,790.00	\$41,692.00	\$41,692.00	0.0%
10.2400.899.02.0	CSDA-FY13 Proposed Budget Changes	\$0.00	\$0.00	\$0.00	\$3,892.00	(\$7,308.00)	(\$7,308.00)	0.0%
10.2515.892.00.0	Food Service Bad Debt Expense	\$0.00	\$1,026.80	\$0.00	\$0.00	\$0.00	\$0.00	0.0%
10.2515.893.00.0	Tuition Bad Debt	\$0.00	\$950.00	\$0.00	\$0.00	\$0.00	\$0.00	0.0%
10.2600.115.00.0	Facility Manager Stipend	\$0.00	\$0.00	\$5,000.00	\$5,000.00	\$5,000.00	\$0.00	0.0%
10.2600.116.01.0	Salaries, Maintenance	\$116,348.83	\$119,962.76	\$118,264.32	\$118,264.32	\$118,264.32	\$0.00	0.0%
10.2600.116.02.0	Salaries, Maintenance	\$111,190.42	\$114,643.95	\$118,139.04	\$118,139.04	\$118,139.04	\$0.00	0.0%
10.2600.117.01.0	Cust Summer	\$0.00	\$0.00	\$1,200.00	\$1,200.00	\$1,200.00	\$0.00	0.0%
10.2600.118.01.0	Pt Time Custodian	\$9,128.16	\$153.13	\$0.00	\$0.00	\$0.00	\$0.00	0.0%
10.2600.118.02.0	Pt Time Custodian	\$1,584.38	\$2,050.01	\$0.00	\$0.00	\$0.00	\$0.00	0.0%
10.2600.391.01.0	Inspections	\$0.00	\$0.00	\$2,173.00	\$2,200.00	\$2,200.00	\$27.00	0.0%
10.2600.391.02.0	Inspections	\$0.00	\$0.00	\$2,073.00	\$200.00	\$200.00	(\$1,873.00)	0.0%
10.2600.400.01.0	Contracted Field Maint.	\$2,266.67	\$4,522.20	\$144.15	\$1,500.00	\$1,500.00	\$1,355.85	940.6%
10.2600.400.02.0	Contracted Field Maint.	\$8,506.22	\$8,157.22	\$5,687.14	\$5,500.00	\$5,500.00	(\$187.14)	-3.3%
10.2600.402.01.0	Pest Control	\$638.00	\$696.00	\$1,200.00	\$800.00	\$800.00	(\$400.00)	-33.3%
10.2600.402.02.0	Pest Control	\$754.00	\$638.00	\$1,250.00	\$850.00	\$850.00	(\$400.00)	-32.0%
10.2600.403.01.0	Summer Projects	\$0.00	\$745.98	\$0.00	\$0.00	\$0.00	\$0.00	0.0%
10.2600.403.02.0	Summer Projects	\$0.00	\$3,923.53	\$0.00	\$0.00	\$0.00	\$0.00	0.0%
10.2600.421.01.0	Trash Removal	\$8,816.33	\$7,823.39	\$9,000.00	\$9,000.00	\$9,000.00	\$0.00	0.0%
10.2600.421.02.0	Trash Removal	\$8,588.86	\$7,653.95	\$10,000.00	\$9,000.00	\$9,000.00	(\$1,000.00)	-10.0%
10.2600.422.01.0	Snow Plowing & Sanding	\$7,532.50	\$4,050.00	\$7,650.00	\$7,650.00	\$7,650.00	\$0.00	0.0%
10.2600.422.02.0	Snow Plowing & Sanding	\$8,035.50	\$6,120.00	\$8,000.00	\$8,000.00	\$8,000.00	\$0.00	0.0%
10.2600.424.01.0	Mowing	\$0.00	\$0.00	\$2,812.85	\$3,000.00	\$3,000.00	\$187.15	0.0%
10.2600.424.02.0	Mowing	\$0.00	\$0.00	\$2,812.86	\$3,000.00	\$3,000.00	\$187.14	0.0%
10.2600.430.01.0	Repair, Equip Non-Instruct	\$962.26	\$555.18	\$1,800.00	\$1,800.00	\$1,800.00	\$0.00	0.0%
10.2600.430.02.0	Repair, Equip Non-Instruct	\$1,827.36	\$3,299.64	\$2,500.00	\$2,500.00	\$2,500.00	\$0.00	0.0%
10.2600.431.01.0	Heating/ventilating Svcs	\$20,025.19	\$6,336.41	\$15,000.00	\$12,500.00	\$12,500.00	(\$2,500.00)	-16.7%
10.2600.431.02.0	Heating/ventilating Svcs	\$12,713.95	\$15,186.70	\$17,000.00	\$16,000.00	\$16,000.00	(\$1,000.00)	-5.9%
10.2600.432.01.0	Fire Alarm	\$5,312.71	\$7,626.65	\$7,000.00	\$8,000.00	\$8,000.00	\$1,000.00	14.3%
10.2600.432.02.0	Fire Alarm	\$3,485.00	\$4,750.65	\$8,500.00	\$7,500.00	\$7,500.00	(\$1,000.00)	-11.8%
10.2600.433.01.0	Plumbing Maintenance	\$1,970.00	\$315.00	\$2,500.00	\$1,500.00	\$1,500.00	(\$1,000.00)	-40.0%
10.2600.433.02.0	Plumbing Maintenance	\$1,816.38	\$1,471.23	\$2,500.00	\$2,500.00	\$2,500.00	\$0.00	0.0%
10.2600.434.01.0	Electrical Maintenance	\$1,411.21	\$2,310.79	\$2,500.00	\$2,500.00	\$2,500.00	\$0.00	0.0%
10.2600.434.02.0	Electrical Maintenance	\$2,181.83	\$2,868.97	\$2,500.00	\$2,500.00	\$2,500.00	\$0.00	0.0%
10.2600.435.01.0	Water System Testing	\$2,397.50	\$1,755.02	\$3,500.00	\$2,500.00	\$2,500.00	(\$1,000.00)	-28.6%
10.2600.435.02.0	Water System Testing	\$4,913.05	\$4,238.70	\$5,500.00	\$4,500.00	\$4,500.00	(\$1,000.00)	-18.2%
10.2600.436.01.0	Septic System Svcs	\$4,676.03	\$3,075.00	\$3,000.00	\$3,000.00	\$3,000.00	\$0.00	0.0%

Account	Description	FY15 Actual	FY16 Actual	FY17 Budget	FY18 Board	FY18 District Mtg	\$ Diff	% Diff
10.2600.436.02.0	Septic System Svcs	\$2,850.00	\$2,850.00	\$3,000.00	\$3,000.00	\$3,000.00	\$0.00	0.0%
10.2600.437.01.0	Painting	\$447.05	\$747.01	\$2,800.00	\$2,500.00	\$2,500.00	(\$300.00)	-10.7%
10.2600.437.02.0	Painting	\$490.15	\$678.78	\$500.00	\$500.00	\$500.00	\$0.00	0.0%
10.2600.438.01.0	Building Repairs/carpentry	\$280.78	\$0.00	\$0.00	\$0.00	\$0.00	\$0.00	0.0%
10.2600.439.01.0	General Maintenance	\$27,135.90	\$15,102.93	\$14,440.00	\$15,000.00	\$15,000.00	\$560.00	3.9%
10.2600.439.02.0	General Maintenance	\$10,787.84	\$7,427.92	\$15,000.00	\$12,000.00	\$12,000.00	(\$3,000.00)	-20.0%
10.2600.440.01.0	Repairs-Water Damage	\$0.00	(\$2,670.06)	\$0.00	\$0.00	\$0.00	\$0.00	0.0%
10.2600.490.01.0	Service Contracts	\$0.00	\$0.00	\$0.00	\$1,506.60	\$1,506.60	\$1,506.60	0.0%
10.2600.490.02.0	Service Contracts	\$0.00	\$0.00	\$0.00	\$1,614.00	\$1,614.00	\$1,614.00	0.0%
10.2600.520.00.0	Insurance Liability	\$20,749.75	\$22,062.38	\$21,493.00	\$22,227.00	\$22,227.00	\$734.00	3.4%
10.2600.614.00.0	Expendable Supplies	\$0.00	\$330.21	\$0.00	\$300.00	\$300.00	\$300.00	0.0%
10.2600.614.01.0	Expendable Supplies	\$14,069.56	\$15,338.47	\$13,642.00	\$13,000.00	\$13,000.00	(\$642.00)	-4.7%
10.2600.614.02.0	Expendable Supplies	\$10,870.08	\$9,789.62	\$11,000.00	\$11,000.00	\$11,000.00	\$0.00	0.0%
10.2600.622.01.0	Electric	\$30,726.51	\$30,757.90	\$35,000.00	\$31,000.00	\$31,000.00	(\$4,000.00)	-11.4%
10.2600.622.02.0	Electric	\$31,529.83	\$34,549.57	\$40,000.00	\$35,000.00	\$35,000.00	(\$5,000.00)	-12.5%
10.2600.624.01.0	Heating Fuel - Oil	\$53,311.66	\$27,621.14	\$26,500.00	\$30,383.25	\$30,383.25	\$3,883.25	14.7%
10.2600.624.02.0	Heating Fuel - Oil	\$39,206.06	\$21,310.58	\$22,000.00	\$23,441.64	\$23,441.64	\$1,441.64	6.6%
10.2600.625.02.0	Heating Fuel - Propane	\$4,785.08	\$2,968.59	\$5,000.00	\$5,000.00	\$5,000.00	\$0.00	0.0%
10.2600.733.01.0	Addl Equipment	\$169.42	\$955.48	\$1,275.00	\$1,000.00	\$1,000.00	(\$275.00)	-21.6%
10.2600.733.02.0	Addl Equipment	\$61.74	\$0.00	\$0.00	\$0.00	\$0.00	\$0.00	0.0%
10.2600.737.01.0	Replacement Equipment	\$1,467.81	\$616.07	\$2,125.00	\$2,000.00	\$2,000.00	(\$125.00)	-5.9%
10.2600.737.02.0	Replacement Equipment	\$2,116.52	\$2,011.68	\$2,125.00	\$3,404.00	\$3,404.00	\$1,279.00	60.2%
10.2700.510.01.0	Transportation-Reg Route	\$108,285.50	\$3,285.70	\$109,846.72	\$112,023.69	\$112,023.69	\$2,176.97	2.0%
10.2700.510.02.0	Transportation-Reg Route	\$107,562.01	\$2,169.30	\$109,846.72	\$112,023.69	\$112,023.69	\$2,176.97	2.0%
10.2700.626.01.0	Gasoline	\$19,283.18	\$15,460.07	\$25,000.00	\$25,000.00	\$25,000.00	\$0.00	0.0%
10.2700.626.02.0	Gasoline	\$19,283.18	\$15,460.07	\$25,000.00	\$25,000.00	\$25,000.00	\$0.00	0.0%
10.2721.510.01.0	Transportation-Reg Ed Other	\$0.00	\$106,271.09	\$7,500.00	\$7,650.00	\$7,650.00	\$150.00	0.0%
10.2721.510.02.0	Transportation-Reg Ed Other	\$0.00	\$106,473.28	\$7,500.00	\$7,650.00	\$7,650.00	\$150.00	0.0%
10.2722.510.01.0	Transportation, Handicapped	\$25,513.43	\$18,552.03	\$33,500.00	\$38,500.00	\$78,500.00	\$45,000.00	134.3%
10.2722.510.02.0	Transportation, Handicapped	\$54,440.38	\$30,251.46	\$38,500.00	\$38,000.00	\$49,000.00	\$10,500.00	27.3%
10.2900.205.00.0	Non-union & admin. merit increase	\$0.00	\$0.00	\$0.00	\$19,092.68	\$19,092.68	\$19,092.68	0.0%
10.2900.208.00.0	Attendance Bonus - Support	\$692.41	\$598.43	\$700.00	\$700.00	\$700.00	\$0.00	0.0%
10.2900.209.00.0	Attendance Bonus - Professional	\$3,239.95	\$3,505.76	\$5,000.00	\$4,000.00	\$4,000.00	(\$1,000.00)	-20.0%
10.2900.210.00.0	Longevity Bonus	\$3,000.00	\$7,000.00	\$8,000.00	\$8,000.00	\$8,000.00	\$0.00	0.0%
10.2900.211.00.0	Health Insurance	\$784,746.66	\$773,392.74	\$820,307.20	\$851,741.97	\$898,176.26	\$77,869.06	9.5%
10.2900.212.00.0	Dental Insurance	\$33,796.24	\$34,981.75	\$36,283.02	\$36,865.21	\$36,865.21	\$582.19	1.6%
10.2900.213.00.0	Life Insurance	\$22,001.27	\$23,397.40	\$23,773.99	\$26,152.00	\$26,152.00	\$2,378.01	10.0%
10.2900.214.00.0	Health Insurance Opt-Out	\$26,000.00	\$28,000.00	\$28,000.00	\$28,000.00	\$28,000.00	\$0.00	0.0%
10.2900.216.00.0	Premium Offset Reimbursement	\$0.00	\$8,871.70	\$0.00	\$0.00	\$0.00	\$0.00	0.0%
10.2900.220.00.0	Fica	\$344,201.38	\$339,779.04	\$356,071.00	\$359,661.76	\$359,661.76	\$3,590.76	1.0%

Account	Description	FY15 Actual	FY16 Actual	FY17 Budget	FY18 Board	FY18 District Mtg	\$ Diff	% Diff
10.2900.231.00.0	Employee Retirement	\$36,420.94	\$38,980.36	\$40,498.00	\$53,247.27	\$41,005.00	\$507.00	1.3%
10.2900.232.00.0	Teacher Retirement	\$470,318.85	\$506,849.15	\$543,043.30	\$575,705.67	\$587,947.94	\$44,904.64	8.3%
10.2900.239.00.0	Retirement Benefit	\$15,345.50	\$29,584.00	\$25,921.00	\$53,885.00	\$53,885.00	\$27,964.00	107.9%
10.2900.250.00.0	Unemployment Compensation	\$12,488.66	\$11,655.58	\$8,574.00	\$9,431.00	\$9,431.00	\$857.00	10.0%
10.2900.260.00.0	Workmans Compensation	\$29,683.98	\$31,276.99	\$20,769.00	\$21,251.00	\$21,251.00	\$482.00	2.3%
10.4500.430.01.0	RMMS Roof Replacement	\$0.00	\$24,048.16	\$0.00	\$0.00	\$0.00	\$0.00	0.0%
10.4500.431.01.0	Revenue FY15 IDEA #526462	\$0.00	\$33,500.00	\$0.00	\$0.00	\$0.00	\$0.00	0.0%
10.5110.910.00.0	Bond Principal	\$236,449.11	\$222,591.51	\$222,591.51	\$205,169.13	\$205,169.13	(\$17,422.38)	-7.8%
10.5120.830.00.0	Bond Interest	\$247,732.14	\$257,733.49	\$257,733.49	\$275,155.87	\$275,155.87	\$17,422.38	6.8%
10.5221.930.00.0	Transfer To Food Service	\$0.00	\$0.00	\$165,000.00	\$165,000.00	\$165,000.00	\$0.00	0.0%
10.5222.930.00.0	Transfer to Other Special Revenue	\$0.00	\$0.00	\$278,987.00	\$200,000.00	\$200,000.00	(\$78,987.00)	-28.3%
10.5250.930.01.0	Transfer to Spec Ed Expend. Trust	\$0.00	\$0.00	\$0.00	\$10,000.00	\$10,000.00	\$10,000.00	0.0%
10.5252.930.00.0	Transfer to Maint. Expendable Trust	\$10,000.00	\$10,000.00	\$10,000.00	\$40,000.00	\$40,000.00	\$30,000.00	300.0%
		<b>\$8,506,987.76</b>	<b>\$8,034,079.84</b>	<b>\$8,893,614.44</b>	<b>\$9,116,881.20</b>	<b>\$9,155,049.05</b>	<b>\$261,434.61</b>	<b>2.94%</b>

**Wording for Spec Ed Expendable Trust Warrant Article:**

To see if the Brookline School District will vote to establish a Special Education Expendable Trust Fund per RSA 198:20-c, to be used for special education expenses and to raise and appropriate up to \$10,000 to put in the fund, with this amount to come from fund balance available for transfer on July 1. No amount to be raised from taxation; further to name the school board as agents to expend from the fund.  
Recommended by the school board.



# BSD FY18 Budget Detail for New Items

As of: 10/18/16

Round 1.0 Personnel	
Cost	Descrip
<u>RMMS</u>	
\$0	New Sub Rates-no increase needed \$75/day w/cert; \$70 w/o
\$7,508	Database Position-BSD Share 20% Salary & Benefits-FY17 contribution
<b>\$7,508</b>	
<u>CSDA</u>	
\$0	New Sub Rates-no increase needed \$75/day w/cert; \$70 w/o
\$7,508	Database Position-HSD Share 20% Salary & Benefits-FY17 contribution
-\$18,300	RIF Para Position
<b>-\$10,792</b>	
<b>-\$3,284</b>	<b>Total</b>

As of: 10/20/16

Round 2.0 Personnel	
Cost	Descrip
<u>RMMS</u>	
\$0	New Sub Rates-no increase needed \$75/day w/cert; \$70 w/o
\$7,508	Database Position-BSD Share 20% Salary & Benefits-FY17 contribution
<b>\$7,508</b>	
<u>CSDA</u>	
\$0	New Sub Rates-no increase needed \$75/day w/cert; \$70 w/o
\$7,508	Database Position-HSD Share 20% Salary & Benefits-FY17 contribution
-\$18,300	RIF Para Position
<b>-\$10,792</b>	
<b>-\$3,284</b>	<b>Total</b>

As of: 11/7/16

Round 3.0 Personnel	
Cost	Descrip
<u>RMMS</u>	
\$0	New Sub Rates-no increase needed \$75/day w/cert; \$70 w/o
\$7,508	Database Position-BSD Share 20% Salary & Benefits-FY17 contribution
<b>\$7,508</b>	
<u>CSDA</u>	
\$0	New Sub Rates-no increase needed \$75/day w/cert; \$70 w/o
\$7,508	Database Position-HSD Share 20% Salary & Benefits-FY17 contribution
-\$18,300	RIF Para Position
<b>-\$10,792</b>	
<b>-\$3,284</b>	<b>Total</b>

As of: 1/9/17

Round 4.0 Personnel	
Cost	Descrip
<u>RMMS</u>	
\$0	New Sub Rates-no increase needed \$75/day w/cert; \$70 w/o
\$7,508	Database Position-BSD Share 20% Salary & Benefits-FY17 contribution
<b>\$7,508</b>	
<u>CSDA</u>	
\$0	New Sub Rates-no increase needed \$75/day w/cert; \$70 w/o
\$7,508	Database Position-HSD Share 20% Salary & Benefits-FY17 contribution
-\$18,300	RIF Para Position
<b>-\$10,792</b>	
<b>-\$3,284</b>	<b>Total</b>

Round 1.0 Academics	
Cost	Descrip
<u>RMMS</u>	
\$0	
<u>CSDA</u>	
\$0	
<b>\$0</b>	<b>Total</b>

Round 2.0 Academics	
Cost	Descrip
<u>RMMS</u>	
\$0	
<u>CSDA</u>	
\$0	
<b>\$0</b>	<b>Total</b>

Round 3.0 Academics	
Cost	Descrip
<u>RMMS</u>	
\$0	
<u>CSDA</u>	
\$0	
<b>\$0</b>	<b>Total</b>

Round 4.0 Academics	
Cost	Descrip
<u>RMMS</u>	
\$0	
<u>CSDA</u>	
\$0	
<b>\$0</b>	<b>Total</b>

Round 1.0 New Computer Equip	
Cost	Descrip
<u>RMMS</u>	
\$8,000	Access Points (16) @ \$500
\$750	Color Printer (1) @ \$750
\$0	Replace Cat 5

Round 2.0 New Computer Equip	
Cost	Descrip
<u>RMMS</u>	
\$4,000	Access Points (8) @ \$500
\$0	Color Printer (1) @ \$750
\$0	Replace Cat 5

Round 3.0 New Computer Equip	
Cost	Descrip
<u>RMMS</u>	
\$4,000	Access Points (8) @ \$500
\$0	Color Printer (1) @ \$750
\$0	Replace Cat 5

Round 4.0 New Computer Equip	
Cost	Descrip
<u>RMMS</u>	
\$4,000	Access Points (8) @ \$500
\$0	Color Printer (1) @ \$750
\$0	Replace Cat 5

\$8,750	
<u>CSDA</u>	
\$0	
\$8,750	Total

\$4,000	
<u>CSDA</u>	
\$0	
\$4,000	Total

\$4,000	
<u>CSDA</u>	
\$1,500	Chromebooks (6) @ \$250 Library-moving to Learning Commons model
\$1,500	
\$5,500	Total

\$4,000	
<u>CSDA</u>	
\$1,500	Chromebooks (6) @ \$250 Library-moving to Learning Commons model
\$1,500	
\$5,500	Total

Round 1.0 Rplcmt Computer Equip-Current	
Cost	Descrip
<u>RMMS</u>	
\$13,125	Desktops (25) @ \$525 Computer lab
\$425	Projector (1) @ \$425 Presentations
\$2,500	Server (.5)
\$3,661	Staff Laptops (7) @ \$523
\$19,711	
<u>CSDA</u>	
\$15,750	Desktops (30) @ \$525 Computer lab
\$1,700	Projector (4) @ \$425 Classrooms
\$2,500	Server (.5)
\$3,661	Staff Laptops (7) @ \$523
\$681	Printer (1) @ \$681 Grade 6
\$24,292	
\$44,003	Total

Round 2.0 Rplcmt Computer Equip	
Cost	Descrip
<u>RMMS</u>	
\$0	Desktops (25) @ \$525 Computer lab
\$425	Projector (1) @ \$425 Presentations
\$0	Server (.5)
\$3,661	Staff Laptops (7) @ \$523
\$4,086	
<u>CSDA</u>	
\$0	Desktops (30) @ \$525 Computer lab
\$1,700	Projector (4) @ \$425 Classrooms
\$0	Server (.5)
\$3,661	Staff Laptops (7) @ \$523
\$681	Printer (1) @ \$681 Grade 6
\$6,042	
\$10,128	Total

Round 3.0 Rplcmt Computer Equip	
Cost	Descrip
<u>RMMS</u>	
\$0	Desktops (25) @ \$525 Computer lab
\$425	Projector (1) @ \$425 Presentations
\$0	Server (.5)
\$3,661	Staff Laptops (7) @ \$523
\$750	Chromebooks (3) @ \$250 Rplc ARRA Laptops-Spec Ed Students
\$4,836	
<u>CSDA</u>	
\$0	Desktops (30) @ \$525 Computer lab
\$1,700	Projector (4) @ \$425 Classrooms
\$0	Server (.5)
\$3,661	Staff Laptops (7) @ \$523
\$681	Printer (1) @ \$681 Grade 6
\$4,931	iPad Air 32G (10) @ \$379 Science-Device specific program; Apple TV+cases
\$10,973	
\$15,809	Total

Round 4.0 Rplcmt Computer Equip	
Cost	Descrip
<u>RMMS</u>	
\$0	Desktops (25) @ \$525 Computer lab
\$425	Projector (1) @ \$425 Presentations
\$0	Server (.5)
\$3,661	Staff Laptops (7) @ \$523
\$750	Chromebooks (3) @ \$250 Rplc ARRA Laptops-Spec Ed Students
\$4,836	
<u>CSDA</u>	
\$0	Desktops (30) @ \$525 Computer lab
\$1,700	Projector (4) @ \$425 Classrooms
\$0	Server (.5)
\$3,661	Staff Laptops (7) @ \$523
\$681	Printer (1) @ \$681 Grade 6
\$4,931	iPad Air 32G (10) @ \$379 Science-Device specific program; Apple TV+cases
\$10,973	
\$15,809	Total

Round 1.0 Hosted Software	
Cost	Descrip
\$1,320	Oasys-Observation Software
\$1,250	Veritime-Time Tracking Software
\$1,998	Print Manager-Printing Control
\$4,568	Total

Round 2.0 Hosted Software	
Cost	Descrip
\$1,320	Oasys-Observation Software
\$1,250	Veritime-Time Tracking Software
\$1,998	Print Manager-Printing Control
\$4,568	Total

Round 3.0 Hosted Software	
Cost	Descrip
\$1,320	Oasys-Observation Software
\$1,250	Veritime-Time Tracking Software
\$1,998	Print Manager-Printing Control
\$4,568	Total

Round 4.0 Hosted Software	
Cost	Descrip
\$1,320	Oasys-Observation Software
\$1,250	Veritime-Time Tracking Software
\$1,998	Print Manager-Printing Control
\$4,568	Total



Round 1.0 Safety Issues	
Cost	Descrip
<u>RMMS</u>	Cop Sync
\$1,200	
<b>\$1,200</b>	
<u>CSDA</u>	Cop Sync
\$1,200	
<b>\$1,200</b>	
<b>\$2,400</b>	<b>Total</b>

Round 2.0 Safety Issues	
Cost	Descrip
<u>RMMS</u>	Cop Sync
\$1,200	
<b>\$1,200</b>	
<u>CSDA</u>	Cop Sync
\$1,200	
<b>\$1,200</b>	
<b>\$2,400</b>	<b>Total</b>

Round 3.0 Safety Issues	
Cost	Descrip
<u>RMMS</u>	Cop Sync
\$1,200	
<b>\$1,200</b>	
<u>CSDA</u>	Cop Sync
\$1,200	
<b>\$1,200</b>	
<b>\$2,400</b>	<b>Total</b>

Round 4.0 Safety Issues	
Cost	Descrip
<u>RMMS</u>	Cop Sync
\$1,200	
<b>\$1,200</b>	
<u>CSDA</u>	Cop Sync
\$1,200	
<b>\$1,200</b>	
<b>\$2,400</b>	<b>Total</b>

Round 1.0 Facilities/Maintenance	
Cost	Descrip
<u>RMMS</u>	Floor Scrubbers-SAU Initiative Security Monitoring System Base and Eve Trim Panic Button Flooring-2 Classrooms Parking Lot-Reseal, patching Intercom Repairs Septic Inspection HVAC Repairs Water filtration Playground Surface Kiln
\$8,700	
\$5,000	
\$19,000	
\$2,000	
\$7,000	
\$16,000	
\$5,000	
\$1,800	
\$6,900	
\$6,800	
\$10,000	
\$8,500	
<b>\$96,700</b>	
<u>CSDA</u>	Floor Scrubbers-SAU Initiative Phone System Parking Lot-Reseal, patching Gutter Work Window Repairs
\$8,700	
\$25,000	
\$13,500	
\$1,500	
\$12,500	
<b>\$61,200</b>	
<b>\$157,900</b>	<b>Total</b>

Round 2.0 Facilities/Maintenance	
Cost	Descrip
<u>RMMS</u>	Floor Scrubbers-SAU Initiative Security Monitoring System Base and Eve Trim Panic Button Flooring-2 Classrooms Parking Lot-Reseal, patching Intercom Repairs Septic Inspection HVAC Repairs Water filtration Playground Surface Kiln
\$8,700	
\$5,000	
\$10,000	
\$0	
\$0	
\$16,000	
\$0	
\$0	
\$0	
\$0	
\$10,000	
\$0	
<b>\$49,700</b>	
<u>CSDA</u>	Floor Scrubbers-SAU Initiative Phone System Parking Lot-Reseal, patching Gutter Work Window Repairs
\$0	
\$0	
\$13,500	
\$0	
\$0	
<b>\$13,500</b>	
<b>\$63,200</b>	<b>Total</b>

Round 3.0 Facilities/Maintenance	
Cost	Descrip
<u>RMMS</u>	Floor Scrubbers-SAU Initiative Security Monitoring System Base and Eve Trim Panic Button Flooring-2 Classrooms Parking Lot-Reseal, patching Intercom Repairs Septic Inspection HVAC Repairs Water filtration Playground Surface Kiln
\$8,700	
\$5,000	
\$10,000	
\$0	
\$0	
\$12,098	
\$0	
\$0	
\$0	
\$0	
\$7,000	
\$0	
<b>\$42,798</b>	
<u>CSDA</u>	Floor Scrubbers-SAU Initiative Phone System Parking Lot-Reseal, patching Gutter Work Window Repairs
\$0	
\$0	
\$11,200	
\$0	
\$0	
<b>\$11,200</b>	
<b>\$53,998</b>	<b>Total</b>

Round 4.0 Facilities/Maintenance	
Cost	Descrip
<u>RMMS</u>	Floor Scrubbers-SAU Initiative Security Monitoring System Base and Eve Trim Panic Button Flooring-2 Classrooms <b>Parking Lot-Reseal, patching*</b> Intercom Repairs Septic Inspection HVAC Repairs Water filtration Playground Surface Kiln
\$8,700	
\$5,000	
\$10,000	
\$0	
\$0	
<b>\$0</b>	
\$0	
\$0	
\$0	
\$0	
\$7,000	
\$0	
<b>\$30,700</b>	
<u>CSDA</u>	Floor Scrubbers-SAU Initiative Phone System <b>Parking Lot-Reseal, patching*</b> Gutter Work Window Repairs
\$0	
\$0	
<b>\$0</b>	
\$0	
\$0	
<b>\$0</b>	
<b>\$30,700</b>	<b>Total</b>

<b>\$214,337</b>	<b>Grand Total</b>
------------------	--------------------

<b>\$81,012</b>	<b>Grand Total</b>
-----------------	--------------------

<b>\$78,991</b>	<b>Grand Total</b>
-----------------	--------------------

<b>\$55,693</b>	<b>Grand Total</b>
-----------------	--------------------

<b>Round 1.0</b>
------------------

<b>Round 2.0</b>
------------------

<b>Round 3.0</b>
------------------

<b>Round 4.0</b>
------------------

Warrant Articles	
Cost	Descrip
\$10,000	Special Ed Expendable Trust
\$40,000	Maintenance Expendable Trust
\$120,167	Professional Staff CBA
<b>\$170,167</b>	<b>Total</b>

Warrant Articles	
Cost	Descrip
\$10,000	Special Ed Expendable Trust
\$40,000	Maintenance Expendable Trust
\$120,167	Professional Staff CBA
<b>\$170,167</b>	<b>Total</b>

Warrant Articles	
Cost	Descrip
\$10,000	Special Ed Expendable Trust
\$40,000	Maintenance Expendable Trust
\$120,167	Professional Staff CBA
<b>\$170,167</b>	<b>Total</b>

Warrant Articles	
Cost	Descrip
\$10,000	Special Ed Expendable Trust
\$40,000	Maintenance Expendable Trust
	Professional Staff CBA
<b>\$50,000</b>	<b>Total</b>

\* To Expendable Trust