

What is kindergarten readiness?

You might think that it's most important for children to enter kindergarten knowing their ABCs, numbers, shapes, and colors. But there are equally—if not more -important skills that prepare your child(ren) or the child(ren) you care for, to succeed in school. Raising an eager learner is the goal, and it can be achieved easily through play and day-to-day activities. **Here are the top readiness skills that kindergarten teachers look for:**

- Excitement toward learning
- Talking about thoughts and feelings
 - Listening to others
 - Desire to be independent
- Playing well with others and taking turns
 - Following simple instructions
- Ability to hold and use a pencil or crayon
 - Recognizing numbers and letters

Do you know a child who might have delays? The Willamette Education Service District (WESD) - Early Intervention/Early Childhood Special Education (EI/ECSE) Program provides free developmental screenings and evaluation for children birth to age five.
Call: 503-385-4714 (Marion County).

IS YOUR CHILD PREPARED FOR KINDERGARTEN?




Child Care Resource & Referral of Marion,
Polk & Yamhill Counties

A Program of Community Action
2475 Center St NE Salem, OR 97301
503-585-2491



KINDERGARTEN REGISTRATION



Parents whose children will be entering Kindergarten in the Salem-Keizer school district for the 2017-2018 school year

Call your area school or the district's elementary education office for more information

503-399-2632

Registration will begin soon!

REQUIREMENTS:

Child must be 5 years old on or before September 10, 2017

In order to register a child for kindergarten, parents must provide:

1. Your child's birth certificate as proof of age
2. An updated record of your child's immunizations
3. Proof of address

CONNECT TO YOUR LOCAL SCHOOL DISTRICT



Salem-Keizer School District

2450 Lancaster Dr NE

Salem, OR 97305

Phone (503) 399-3000

Visit:

www.salkeiz.k12.or.us

CHECK YOUR CHILD'S DEVELOPMENT

Online Checklist for children birth to 5yrs

☀ FREE ☀ CONFIDENTIAL ☀ EASY

Get Started at

asqoregon.com



What is ASQ Oregon?

- Free Online site to check your child's development.
- For children birth to 5yrs old.

Why complete ASQ Online?

- Find out if development is taking place on schedule.
- Bring results to your well-child checkup.
- Access community resources.

Who can complete?

- Parents
- Family members
- Caregivers

What will I get?

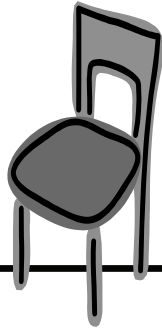
- Confidential results by email
- A copy of your questionnaire
- Fun play activities

This activity booklet is filled with things to do that will help children, get ready for school.

Each page has a special activity for you to do with Your own child or a child you care for.



Count the number of chairs in each room of your house. Which room has the most chairs? Draw a picture of that room.



Children's Books about Kindergarten

Check these out at your local library branch!

- *A Bug, A Bear, and a Boy Go To School* by David McPhail
- *Alice Ann Gets Ready For School* by Cynthia Jabar
- *Annabelle Swift, Kindergartener* by Amy Schwartz
- *Beginning School* by Irene Smalls
- *Benjamin Bigfoot* by Mary Serfozo
- *David Goes To School* by David Shannon
- *First Day, Hurray* by Nancy Poydar
- *Hairy The Dirty Dog* by Gene Zion
- *Harry And Tuck* by Holly Keller
- *Kindergarten Kids* by Ellen B. Senisi
- *The Kissing Hand* by Audrey Penn
- *Listen For The Bus: David's Story* by Patricia McMahon
- *Little Miss Spider At Sunny Patch School* by David Kirk
- *Minerva Louise At School* by Janet Morgan Stoeke
- *Monster Goes To School* by Virginia Mueller
- *My First Days Of School* by Jane Hamilton-Merritt
- *Timothy Goes To School* by Rosemary Wells
- *When You Go To Kindergarten* by James Howe
- *Tiptoe Into Kindergarten* by Jacqueline Rogers


SALEM PUBLIC LIBRARY

585 LIBERTY ST SE

SALEM, OR 97301

503-588-6071

Start at the dot and trace the square. Use another color and trace it again. Take a walk around your house and see how many squares you can find.



Ask a grown-up to give you 4 boxes or cans. Line them up from shortest to tallest. Draw a picture of what goes in the tallest box or can.

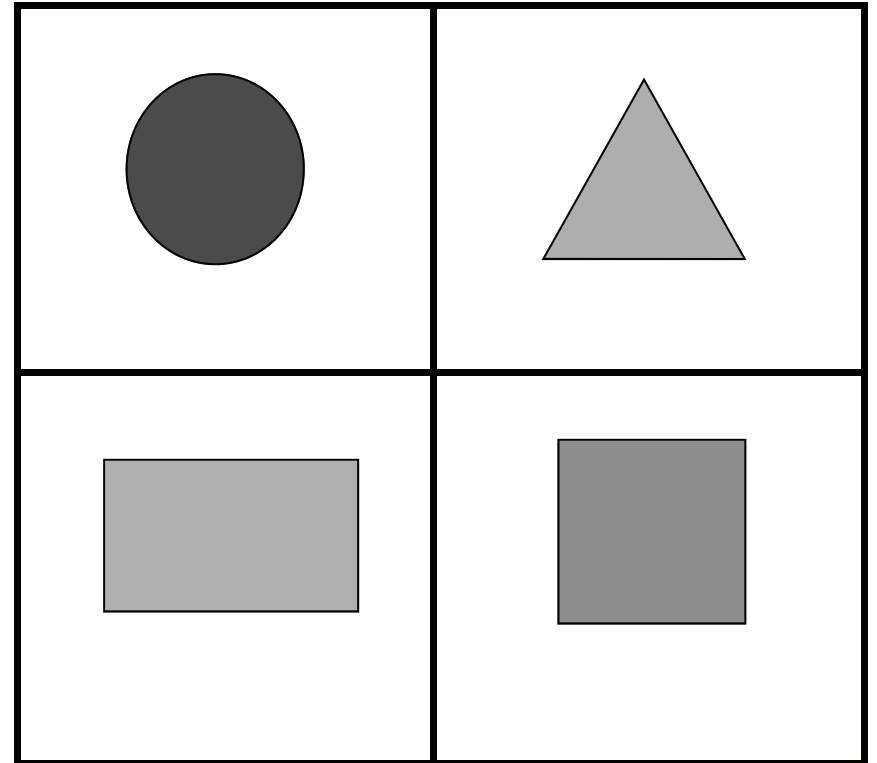


Tell a grown-up 3 things you do to take care of yourself. Draw a picture of yourself doing one of these things.



When I wake up
I.....

Use the board to play *Shape Bingo*.
When the grown-up says a shape,
cover it with a penny.



Go on a letter search. Look in old magazines and newspapers.




Circle the **g**s, **h**s and **i**s.

Use a crayon and trace the letters below.

g h i


Name as many animals as you can.

Draw a picture of an animal you like.




Think about opposites. If you are not big, then you are _____.



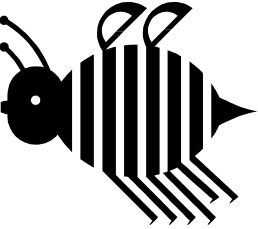
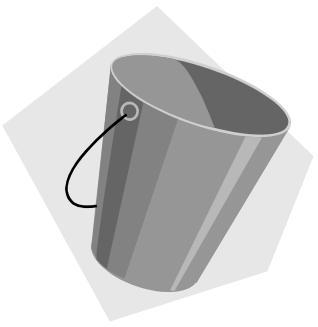
Draw a picture of something that is big and then draw a picture of something that is little.



Play the *Remembering Game* with a grown-up. Listen carefully as the grown-up says 3 numbers. Then, repeat those numbers in the same order. Ask the grown-up to give you 3 more numbers. Listen carefully. Repeat all 3 numbers in the same order.




Cut the cards apart. Match the rhyming words. Can you think of another rhyming word for each pair?

nail 	tree 
Bee 	Pail 

Practice counting from 0 to 20.
Touch each number as you say it.

0	1	2	3	4
5	6	7	8	9
10	11	12	13	14
15	16	17	18	19
		20		

Take a walk with a grown-up. Talk about all the things and people you see. What do they look like and what are they doing? When you get home, draw a picture of something or someone you saw.



Use the board to play **Number Bingo**. When the grown-up says a number, cover it with a piece of paper.

10	5	7
8	6	9

Count the number of doors in each room of your house. Which room has the most doors? Draw a picture of that room.



EXERCISE!!



 **Hop like a bunny**

 **Leap like a Frog**


 **SKIP** 6 times!

 **CLAP** 8 times!

 **MARCH** 7 times!


Ask a grown-up to trace your foot.
Use scissors to cut around the drawing of your foot.

- ⇒ Find something in your house that is bigger than your foot.
- ⇒ Find something in your house that is smaller than your foot and draw a picture of it.




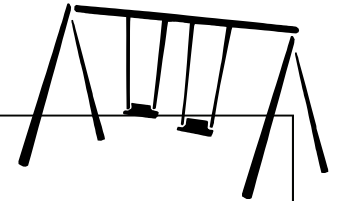
Ask all the people in your house to stand next to each other. Who is the tallest? Who is the shortest? Draw a picture of the tallest person.

Name as many colors as you can. Find something in your house to show each color. Color the circle with your favorite color.



Tell a grown-up 3 things you like to do.
Tell a grown-up 3 things you do not like to do.

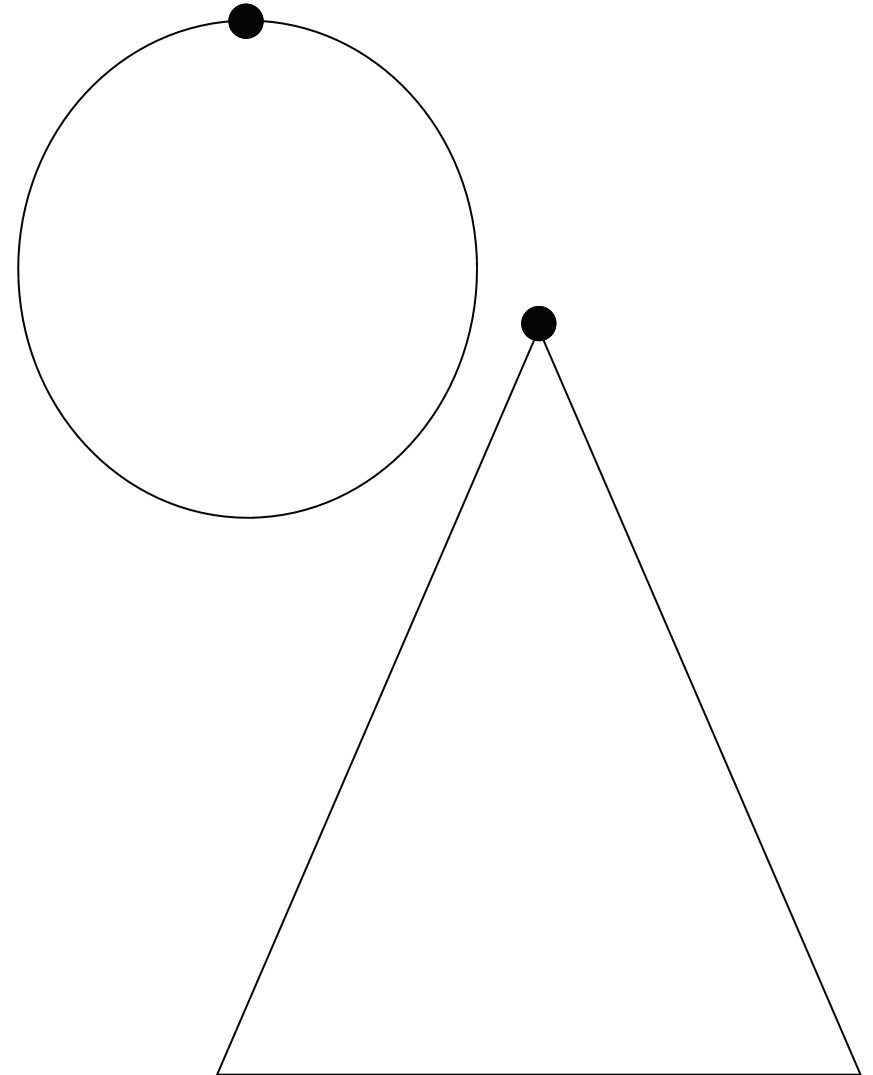
**Draw a picture of something
you like to do.**



Use the board to play *Letter Bingo*.
When the grown-up says a letter,
cover it with a piece of paper.

a	b	c
d	e	f
g	h	i

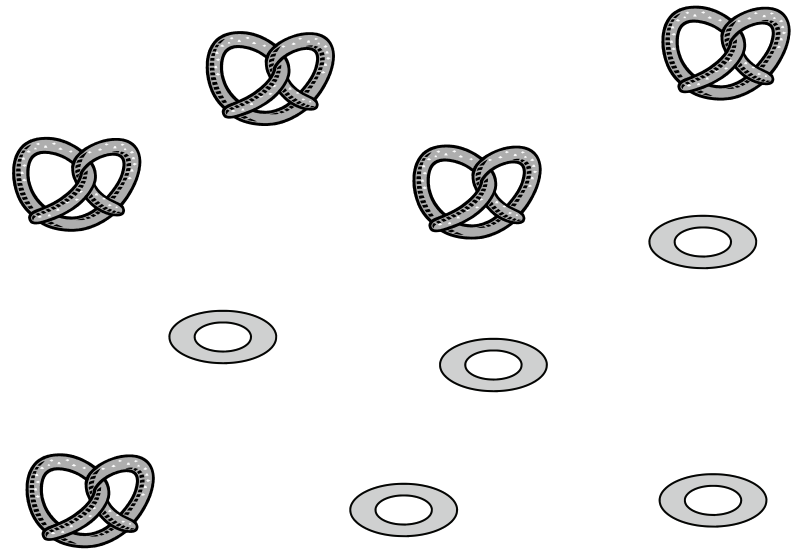
Start at the dot and trace the circle
and triangle. Take a walk with a grown
-up around the neighborhood and look
for circles and triangles.




Tell a grown-up about 5 things that make you happy. Be sure to tell what it is and why it makes you happy. Draw a picture of yourself doing something that makes you happy.




Do you think you can hold more pretzels or more Cheerios in your hand? Take a handful of pretzels. How many can you hold? Count them. Take a handful of Cheerios. How many can you hold? Count them. Can you hold more Pretzels or Cheerios? Why do you think this is so?




Tell a grown-up 5 things that remind you of your favorite time of year. Is it Spring, Summer, Winter or Fall? Draw a picture of yourself during your favorite time of year.



Name as many fruits as you can. Draw a picture of fruit you enjoy eating.





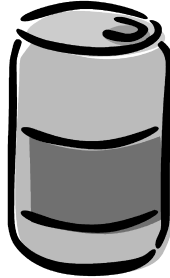
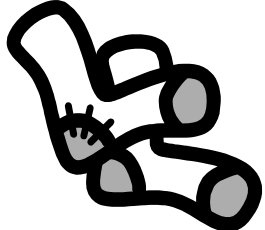
Look in a mirror. Describe yourself (everything you see) to a grown-up. Draw a picture of yourself (as you see it in the mirror).



Ask a grown-up to use two different objects (dimes and pennies, 2 different sizes of rocks) and begin an AB pattern (dime, penny, dime, penny). Continue the grown-up's pattern.



Cut the cards apart. Match the rhyming words. Can you think of another rhyming word for each pair?

Fan 	Clock 
Can 	sock 

Tell a grown-up the ways in which a car and a bus are the same and the ways in which a car and a bus are different. Draw a picture of a car and a bus.

