
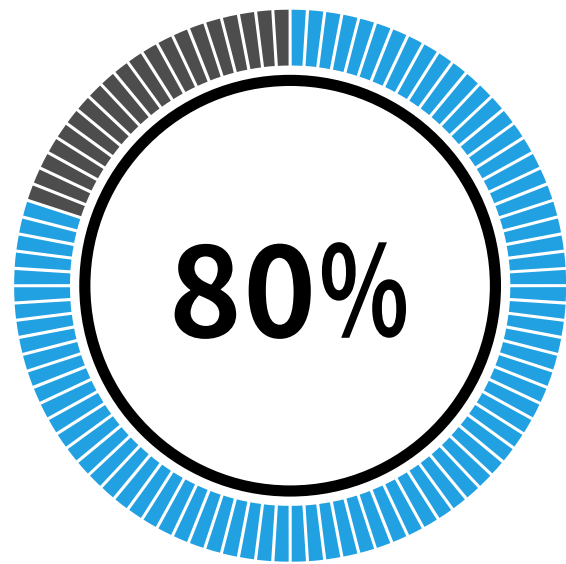


2022-2023

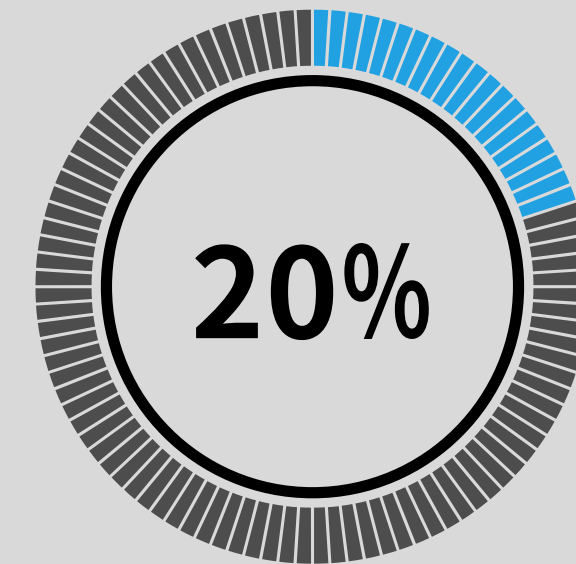


1. The teacher cannot have scored below a 3 (Proficient) in any dimension in the T-TESS Summative Report (End of Year Report). **
2. Average of Domains 2 and 3 scores in the T-TESS Summative Report (End of Year Report). **

Recognized	3.7* or Top 33%
Exemplary	3.9* or Top 15%
Master	4.5* or Top 5%

*Cut points are aligned to TEA State Standards but are subject to change

** (Subject to Texas Tech Validation Process)



STUDENT LEARNING OBJECTIVES

1. The Sum of Expected and Exceeded Growth percentages as listed in the T-TESS Summative Report (End of Year Report). **

Recognized	55%* or Top 33%
Exemplary	65%* or Top 15%
Master	70%* or Top 5%

*Cut points are aligned to TEA State Standards but are subject to change