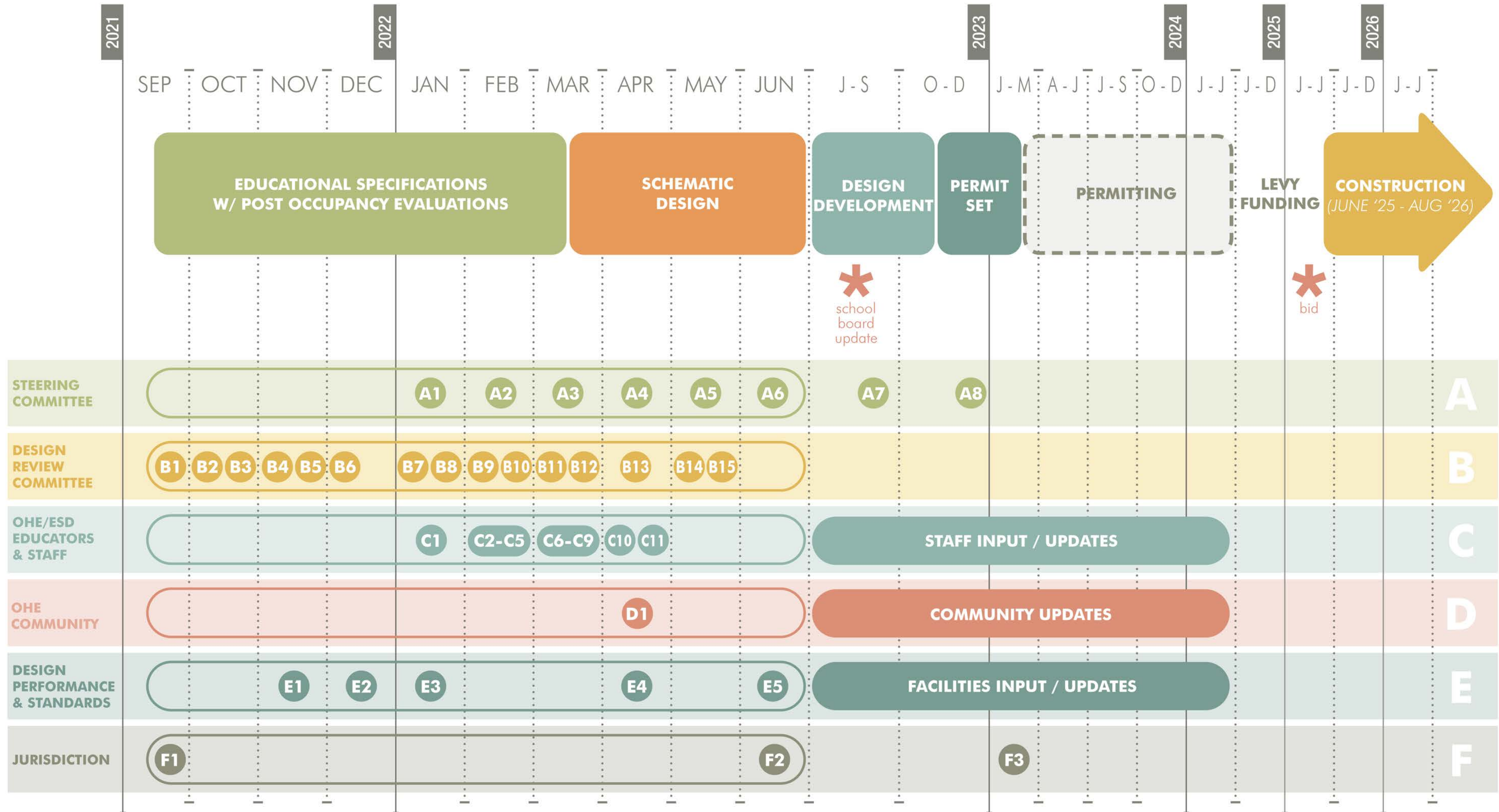


WELCOMES YOU

Project Schedule & Meetings





Build a sense of belonging for each and every student, visibly embracing each student's culture and identity through what they see, read and hear



- Support self-identity by visibly incorporating student's cultures & identities throughout the school

- Include all students by incorporating visuals of all cultures throughout the world, such as BLM, Hispanic and LGBTQ+ artwork & information

- Bring native languages into the classroom and in communications -- make space for the inclusion & education of all cultures



- Thoroughly incorporate spaces for cultural connections & learning through display, cultivating gardens with cultural foods & cooking

- Connect the school to the border world -- showcase flags & maps of the world which enable interaction & promote conversation & learning

Cultivate calm, joyful and playful spaces for student learning and self-care



Provide thoughtful incorporation of quiet learning spaces which promote a calm & quiet atmosphere

Accommodate a variety of sensory needs to meet each student's individual support needs



Blend daily learning with continued support for all developmental stages of the student -- infuse the surrounding learning environment with support for physical playfulness through the incorporation of games & exercise



Cultivate an environment with a sense of belonging throughout, where each student feels welcomed, supported & safe

Create spaces which inspire students to learn & create

Promote connection between students, their class community, the school community, with families and the neighborhoods we support



- Cultivate meaningful allyship & continued advocacy for every student

- Further strengthen the connection between students & their surrounding community by supporting the school as a central learning hub & space for all learners to feel included in the bigger picture



- Support all student families by creating welcoming spaces that provide a space for families to feel included & considered within their school community

- Maintain a sense of space for all learners to feel included & to embrace being a part of a larger community

- Create welcoming communal spaces which foster & grow the foundational connection between the school & broader community

- Develop a learning atmosphere of collaboration & empathy to promote continued connections between each student & the world around them

Support multiple types and ways of learning, including student choice and self-directed learning, local and global opportunities for collaboration




- Create learning environments which foster inclusion, where every student feels a sense of belonging & all can thrive as collective learners

- Shape an equitable learning environment to meet each learner right where they are

- Include impromptu collaboration spaces for both individual & collectivist learning experiences

- Incorporate spaces which support the development of the whole child; provide learning environments for active & creative play to support gross motor skills & social interactions



- Support students in self-directed learning by providing space for them to feel encouraged to follow their passions & interests

- Give students the choice of stimulating & thought-provoking learning spaces as well as calming & relaxing spaces to think & create in

Create & Re-Crete Environments

Provide fluidity in the creation and re-creation of learning environments through flexible ways to meet student needs



- Create flexible learning spaces that can shift easily to meet student & school needs
- Incorporate a variety of learning spaces which allow for the ability to meet students at their individualized learning pace



- Foster impromptu & versatile learning spaces that flex to meet students' needs, i.e. floor & table work spaces
- Support flexibility throughout all learning spaces to encourage cross collaboration between all teachers & students



- Plan spaces for a growing & fluid environment to support learners of the future with needs we cannot yet anticipate
- Strengthen access to spaces that work for science exploration

Nature is Nurturing – Engage students with indoor and outdoor connections to nature and the world



- Invigorate indoor spaces with natural light & fresh air with views to the outside to promote a calm & supportive learning environment

- Lead by example -- create sustainable buildings to immerse students in the continued efforts of sustainability

- Encourage classroom connections to the outdoors as a space to learn in & a place to learn about

- Prompt global perspective & world learning through connections to the community outside of the immediate school environment



- Strengthen daily connection to the outdoors by creating outdoor learning spaces which support the benefits of biophilic design

- Foster environmental stewardship through incorporation of the relationship of the surrounding site & natural areas

DRC Outdoor Learning Exercise



Student Outdoor Learning Exercise

OUTDOOR LEARNING ENVIRONMENTS

LARGE GREEN SPACE

LARGE GREEN SPACE



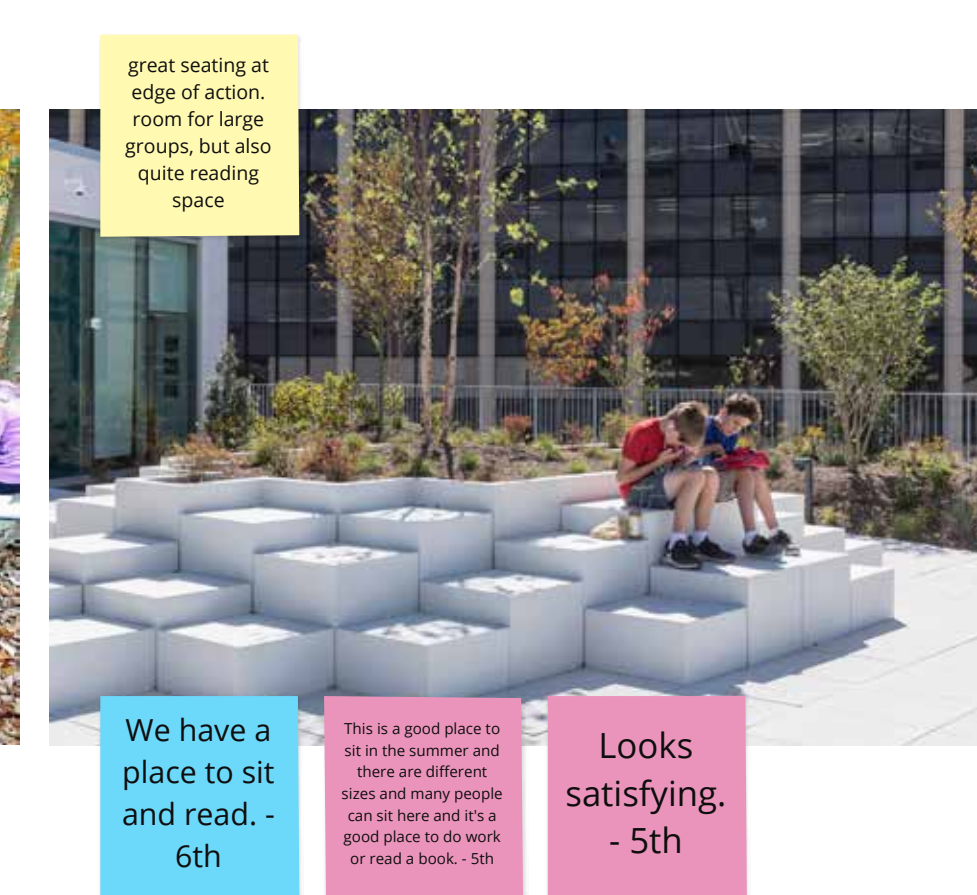

COMMUNITY GATHERING

COMMUNITY GATHERING



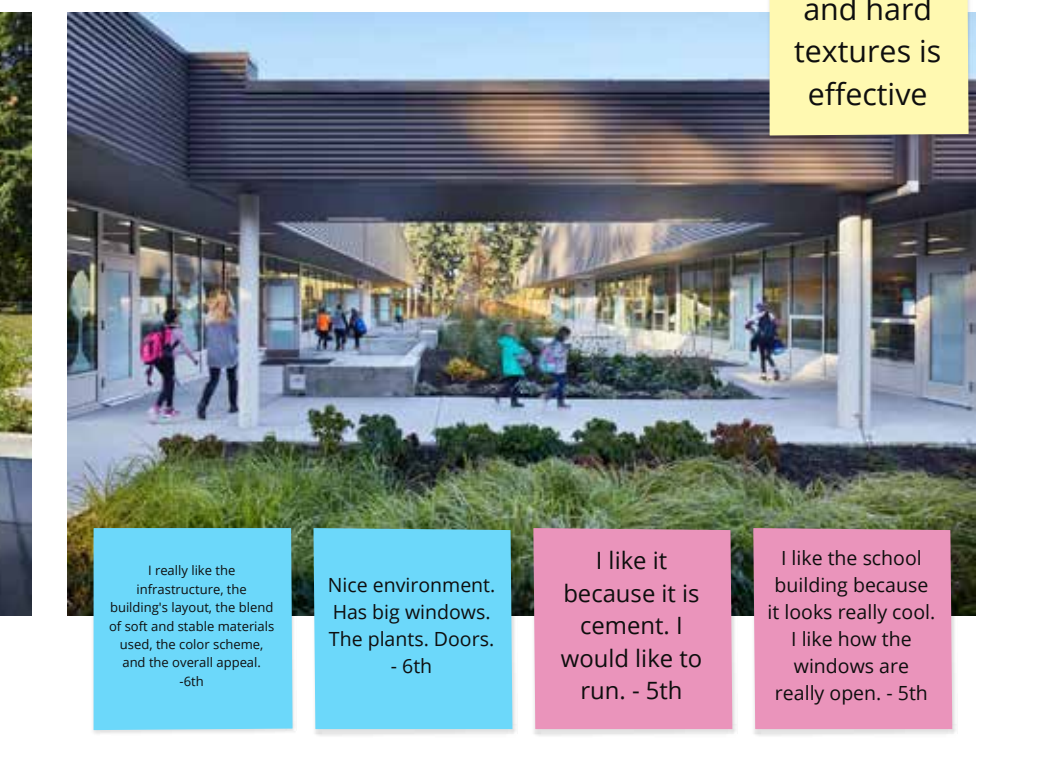
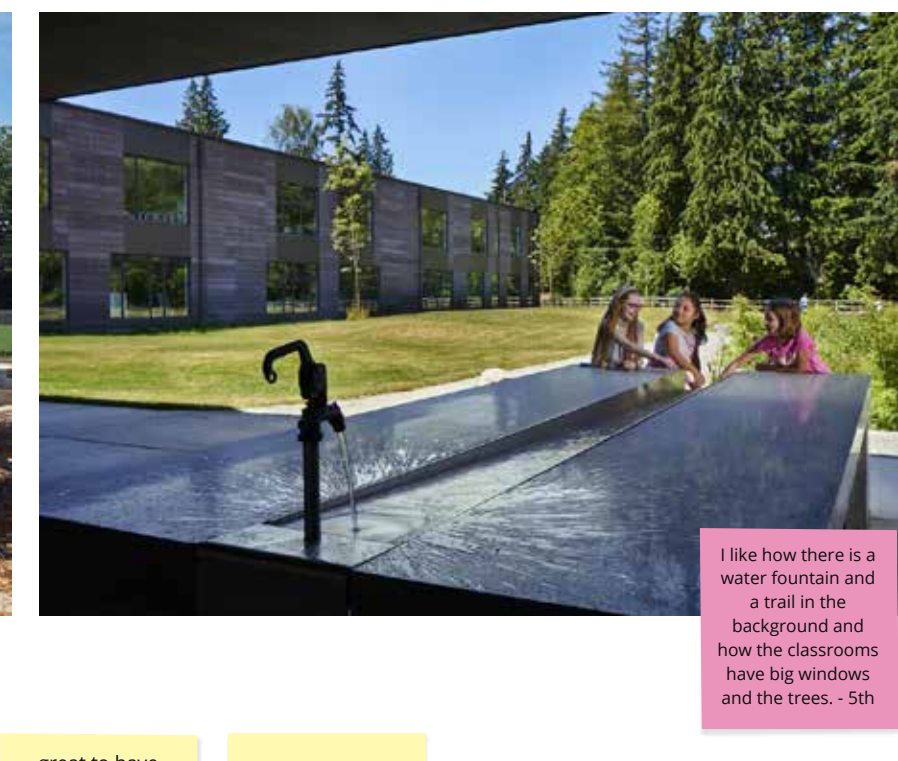
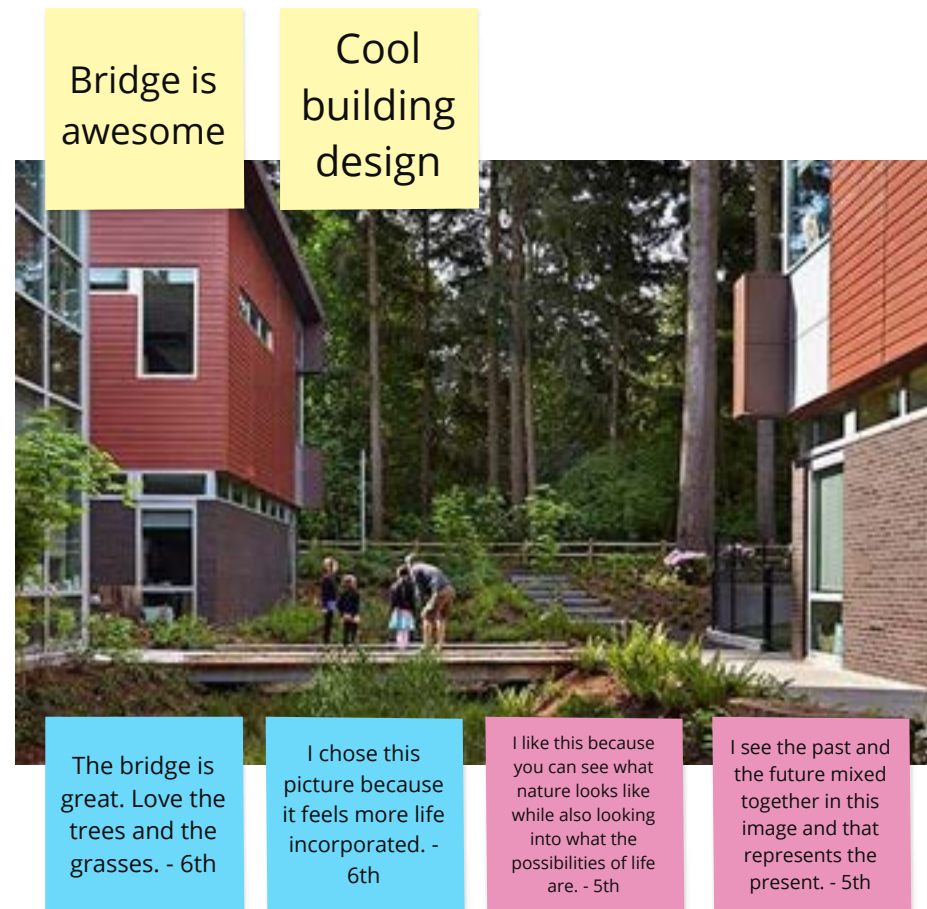
LARGE GROUP GATHERING

LARGE GROUP GATHERING



OUTDOOR EXPLORATION

OUTDOOR EXPLORATION



GARDENING

GARDENING



DRC

all weather surfaces are important for students that want to be outside but not getting muddy

opportunities for indoor recess options

need space outside for morning line up - waiting for transitions could be an attached covered play? - is there an atmosphere that can be created that sets the tone for transitioning from outside to inside

softening the experience of entry into the main recess area would (water feature? plants?) consider the arrival experience and how it can be calming

5th GRADERS

A variety of different spaces would give individuals the opportunity to take a break or give groups the opportunity to collaborate

The open space is comforting and provides the ability to spread out

Likes the undercover and hard surfaces, so they don't get muddy and dirty

Plants and open spaces make it beautiful

Like places to sit

Large, open spaces provide an opportunity to work or play games

Like the idea of gardens being integrated

Places to climb up and down

6th GRADERS

Benches and picnic tables

Large trees are appealing

Provide colorful objects and elements within the landscaping (such as colorful benches and tables)

Garden, textures and colors

View out from the classroom to the natural environment

Undercover area for kids who want to be outdoors, but not in the weather

Separate areas and activities for different age groups


Calm spaces

Courtyard reminds them of existing building which they find appealing

OUTDOOR LEARNING ENVIRONMENTS

OUTDOOR
PROJECT
SPACE

OUTDOOR PROJECT SPACE



ELEVATED
OUTDOORS

ELEVATED OUTDOOR SPACE



SMALL
GROUP
GATHERING

SMALL GROUP GATHERING



INDIVIDUAL
MOMENTS /
HARDSCAPE

INDIVIDUAL MOMENTS



A Park Runs Through It

LOWER FLOOR LEVEL

MAIN/UPPER FLOOR LEVEL



LOWER FLOOR LEVEL

UPPER FLOOR LEVEL



LOWER FLOOR LEVEL

UPPER FLOOR LEVEL



LOWER FLOOR LEVEL

UPPER FLOOR LEVEL

