

Guidance Document for Individual Education Program (IEP) Development July 2018



Revision to guidance documents occurs based on feedback the Division of Learning Services (DLS) receives from the Directors of Special Education, state shareholder groups, the KDE's interpretation of law, court cases and guidance from the Office of Special Education Programs (OSEP). The DLS also revises guidance documents based on on-site monitoring visits, desk audits and formal written complaints.

TABLE OF CONTENTS

PURPOSE OF THE IEP GUIDANCE DOCUMENT 3

INTRODUCTION TO STANDARDS-BASED IEPs..... 3

 INDIVIDUAL EDUCATION PROGRAM (IEP)5

USING STUDENT PERFORMANCE DATA FOR IEP DEVELOPMENT..... 7

PRESENT LEVELS OF ACADEMIC ACHIEVEMENT AND FUNCTIONAL PERFORMANCE..... 9

 PREPARATION FOR IEP DEVELOPMENT10

 STEPS FOR WRITING THE PRESENT LEVELS10

DIAGRAM: STEPS FOR COMPLETING PRESENT LEVEL AREAS 11

 PRESENT LEVELS GUIDING QUESTIONS12

CONSIDERATION OF SPECIAL FACTORS FOR IEP DEVELOPMENT 39

MEASURABLE ANNUAL GOALS..... 45

 STEPS FOR WRITING STANDARDS BASED MEASURABLE ANNUAL GOALS45

METHOD(S) OF MEASUREMENT..... 49

BENCHMARKS/SHORT-TERM INSTRUCTIONAL OBJECTIVES 51

POSTSECONDARY TRANSITION 52

AGE OF MAJORITY 55

REPORTING PROGRESS 55

SPECIALLY DESIGNED INSTRUCTION..... 55

SUPPLEMENTARY AIDS AND SERVICES 57

ASSESSMENT ACCOMMODATIONS 58

PROGRAM MODIFICATIONS AND SUPPORTS FOR SCHOOL PERSONNEL 62

LEAST RESTRICTIVE ENVIRONMENT 64

SPECIAL EDUCATION SERVICES 67

RELATED SERVICES..... 69

EXTENDED SCHOOL YEAR SERVICES 71

PROGRESS MONITORING 73

APPENDIX A - MEASURABLE VERBS 78

APPENDIX B 79

APPENDIX C 80

APPENDIX D 82

KDE/OVR TRANSITION IEP GUIDANCE ADDENDUM DOCUMENT 85

Purpose of the IEP Guidance Document

The “Guidance Document for Individual Education Program (IEP) Development” (IEP Guidance Document) provides instructions and examples for developing IEPs for Admissions and Release Committee (ARC) members, including chairpersons, teachers, related service providers and parents. The document is to be used in conjunction with the following:

- federal and state statutes and regulations, including Individuals with Disabilities Education Act (IDEA) statute and regulations
- [Kentucky Revised Statutes](#) (KRS) Title XIII Education
- [Kentucky Administrative Regulations](#) (KARs)
- [Compliance Record Review Document](#)
- local district policies and procedures

Since the 2012-2013 school year, the Kentucky Department of Education (KDE) has expected full implementation of the guidance document.

The IEP Guidance Document is dynamic in nature. As resources emerge from the federal Office of Special Education Programs (OSEP), KDE and the Special Education Cooperatives, updates to the document will be posted on the KDE website. The document is reviewed yearly and revised as needed.

Thanks to the document’s many contributors and reviewers, including KDE's Division of Learning Services (DLS), Kentucky’s Educational Cooperative’s special education division, Regional Training Centers, representatives of higher education, district administrators, teachers and related service providers.

Introduction to Standards-Based IEPs

The 1997 Reauthorization of the IDEA and the subsequent 2004 Reauthorization of [IDEA](#) mandated that students with disabilities gain access to the general education curriculum. The No Child Left Behind Act of 2001 (reauthorized as Every Student Succeeds Act in 2015) required ARCs to ensure students with disabilities have access to the general education curriculum to the greatest extent possible.

Results-driven accountability is also reflected as a purpose of IDEA, as set forth in Subpart A of IDEA by:

- a) Ensur[ing] that all students with disabilities have available to them a free appropriate public education (FAPE) that emphasizes special education and related services designed to meet their unique needs and prepare them for further education, employment and independent living;

IDEA reauthorization at the federal level reshaped IEP construction in Kentucky. Skills-based IEPs written in the 1970s and 1980s transformed IEP development based on the general curriculum. From 1998 through 2010, the Kentucky Program of Studies served as a guide to ARCs in developing IEPs. With Kentucky’s adoption of state standards in 2010 which was updated in 2015 as the Kentucky Academic Standards (KAS), “access to the general curriculum” focuses on the [KAS](#). For students with moderate and severe disabilities, the [Kentucky Practical Living and Career Studies](#), the Kentucky Alternate Assessment aligned to Kentucky Academic Standards (KAS) and the Kentucky Employability and Foundational Academic Standards documents continue to serve as curriculum guidance for developing IEPs based on functional skills.

The [Kentucky Early Childhood Standards](#) (KYECS) is the curriculum document for preschool. KYECS are designed as a framework to assist in understanding what children should know and be able to do from birth through four years of age. The KYECS provide a common set of expectations for young children and represent the skills and knowledge that provide the foundation for school readiness. They are critical for ensuring later academic success.

Individual Education Program (IEP)

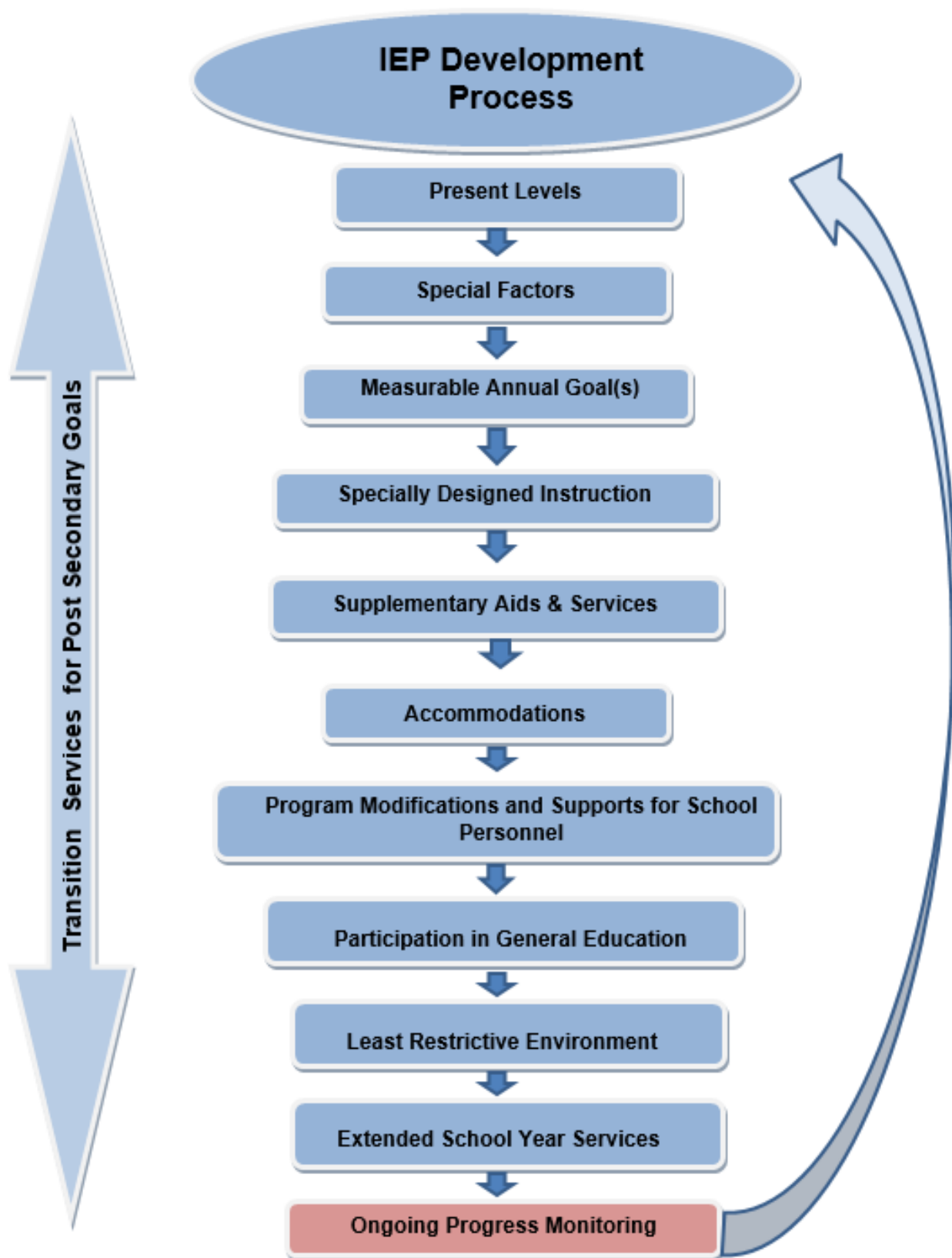
The IEP is a written program for a student with a disability who is eligible to receive special education and related services under the IDEA. The IEP describes the student's strengths and needs, measurable annual goals, specially designed instruction, related services and supplementary aids and services required to address the educational needs of the student.

The student's ARC develops the IEP, ensures IEP implementation, reviews progress toward the measurable annual goal at least once every 12 months and revises the IEP as appropriate. Parent input in IEP development and revision is an important requirement. The ARC solicits parent concerns and input through parents' participation in the ARC process or by other means, if the parent does not participate in the ARC meeting.

IEP and other required due process forms are found in Kentucky's Student Information System, Infinite Campus (IC). The KDE updates IC [Data Standards](#) annually.

The Code of Federal Regulations (CFRs) and KARs provide specific requirements on the IEP process as outlined below.

1. The IEP supports learning by:
 - providing access to the general curriculum (KAS & KYECS);
 - ensuring the preschool student will participate in developmentally appropriate activities;
 - ensuring the student will make progress in the general curriculum (educationally, academically, behaviorally and functionally);
 - addressing the student's other unique educational needs; and
 - preparing the student for further education/training, employment **and** independent living.[707 KAR 1:320 § 5 \(7\)\(b\)\(1-2\); 34 CFR 300.320 \(a\)\(4\)](#)
2. At least once every 12 months (365 calendar days), the ARC reviews the IEP and accompanying on-going progress data to determine whether the measurable annual goals are being achieved; then revises the IEP, as appropriate, to address:
 - progress toward the measurable annual goals;
 - progress in the general curriculum, if appropriate;
 - the results of any reevaluation (if appropriate);
 - information about the student provided by or to the parents;
 - the student's strengths and anticipated needs; and
 - other matters.[707 KAR 1:320 § 2 \(6\); 34 CFR 300.324 \(b\)\(1\)](#)
3. The ARC shall consider in the development of an IEP:
 - the strengths of the student;
 - the concerns of the parents for enhancing the education of their student;
 - the results of the initial or most recent evaluation of the student; and
 - the academic, developmental and functional needs of the student.[707 KAR 1:320 § 5 \(1\); 34 CFR 300.324 \(a\)\(1\)](#)



Using Student Performance Data for IEP Development

[707 KAR 1:320 § 5 \(1\)](#), [34 CFR 300.320 \(a\)\(1\)](#)

[707 KAR 1:300 § 4 \(10\)](#), [34 CFR 300.304 \(c\)\(4\)](#)

Student performance data includes how the student performs in both academic and non-academic areas. Academic areas may include reading, math, written language; progress in meeting measurable annual goals in the general curriculum; and performance on state, district and classroom assessments. Non-academic areas (functional performance) may include essential skills, employability skills and daily living activities, behavior, mobility, social/emotional status and mental health. Student performance data assists ARCs in making decisions about IEP development and implementation.

The ARC uses student performance data to:

- describe the student's present level of performance;
- develop appropriate measurable annual goals;
- identify appropriate specially designed instruction (SDI) and supplementary aids and services (SAS);
- evaluate and report student progress;
- document implementation of the IEP;
- determine the effectiveness of instructional services;
- adjust SDI and SAS based on effectiveness; and
- determine if the student continues to need SDI and related services.

During an initial IEP meeting, the ARC reviews available data about the student, including classroom data, the results of evidence-based interventions and formal and informal assessment data. If test scores are used, an explanation or interpretation of the scoring should be provided.

For the development of subsequent IEPs, the ARC documents the discussion of student performance data, including analysis of progress monitoring data and reviews available data including **IEP progress monitoring data**.

Student performance data is documented in the Present Levels section of the IEP and may be gleaned from a variety of sources, including, but not limited to:

- **IEP progress monitoring data**
- progress monitoring data from evidence-based interventions
- Integrated Assessment Report
- diagnostic assessments
- classroom-based assessments and work samples
- criterion-referenced tests
- data collected from multiple observations in the areas of concern within the student's natural environment (including community and worksites)
- monitoring data from Behavior Intervention Plans (BIPs)
- Functional Behavior Assessments (FBAs)
- state and district-wide (universal screener) assessment results with age/grade comparisons
- transition assessments (for students in 8th grade or age 14 and older)
 - Person-Centered Planning
 - Individual Learning Plan (ILP)
 - student and parent surveys

- College and Career Readiness (CCR) status
 - Transition Attainment Record (TAR) results
 - employability skills assessment results
- Expanded Core Curriculum Needs Assessment Screenings (for students with Visual Impairments)
- Expanded Core Curriculum Needs Assessment Screenings (for students who are Deaf or Hard of Hearing)
- English Learner (EL) Program Services Plans
- Gifted and Talented (GT) Services Plans
- Functional Hearing, Listening and Communication Assessments
- Functional Vision and Learning Media Assessments
- assistive technology evaluations
- reports from outside agencies
- Individual Family Service Plan (IFSP) data (for students' birth to age 3 transitioning from Part C)
- progress reports from First Steps providers
- [Kentucky Early Childhood Continuous Assessment](#) data

Do not recycle or reuse previous IEP student performance data. The data must be obtained within the annual IEP cycle.

Present Levels of Academic Achievement and Functional Performance

[707 KAR 1:320 §5 \(7\)\(a\)](#), [34 CFR 300.320 \(a\)\(1\)](#)

Present Levels of Academic Achievement and Functional Performance (Present Levels) is a summary of **information** and **data** documenting what the student currently knows and can do in the following areas:

- Communication
- Academic Performance
- Health, Vision, Hearing and Motor Abilities
- Social and Emotional Status
- General Intelligence
- Transition Needs
- Functional Vision/Learning Media Assessment
- Functional Hearing, Listening and Communication Assessment

The Present Levels provide the Admissions and Release Committee with a baseline of the student's strengths and needs. The Present Levels provide the foundation on which the IEP is built. The Present Levels provide the basis for generating measurable annual goals, specially designed instruction, supports and services to meet individual student needs. There should be a direct relationship between the information in this section and the measurable annual goals, any short term objectives or benchmarks, and the accommodations in the rest of the IEP.

The ARC uses information from resources described in the student performance data and determines if the student is performing commensurate with similar age peers. For needs or concerns related to the student's disability, the ARC describes **how** the disability affects the student's involvement and progress in the general curriculum as provided in the KAS. The ARC may use information from the Kentucky Alternate Assessment aligned to Kentucky Academic Standards (KAS) and EFAS-AA for students participating in the alternate assessment. For preschool students, progress in the general curriculum may be described as developmentally appropriate activities as provided in the KYECS.

The Presents Levels provide the **baseline** for which a student's progress will be measured and therefore should be written in brief, clear, specific statements to describe a student's current skill levels in objective, measurable terms. There should be enough detail to allow an objective measure of student progress.

Vague Phrases	Specific Phrases
is active and doesn't pay attention	attends for 1-2 minutes during a large group activity during a ten-minute observation period
doesn't speak clearly	speaks in one-or two-word utterances 90% of the time
has difficulty following classroom rules	follows classroom rules using visual cues 80% of the time
doesn't follow directions	requires a verbal and physical prompt when given one-step directives 100% of the time
is weak in reading	reads 45 wpm on grade-level text

Preparation for IEP Development

In order to fully plan and consider all aspects of the student's disability, review the following **prior** to developing the IEP:

- the definition of the category of disability
- eligibility criteria of the disability
- characteristics of the student's disability
- **how** the disability adversely affects the student's educational performance
- **current progress data**

Steps for Writing the Present Levels

Below are the general steps for writing Present Levels. The steps may be altered slightly depending on the present level area.

1. Using the KAS, KYECS, or the Kentucky Academic Achievement Standards and EFAS-AA, **identify** the grade or age-level standards all students are expected to know and be able to do (example: if the student is in the 5th grade, use the fifth grade KAS; if the student is preschool, use the KYECS).
2. Using the Present Levels of the student, **identify** the student's current performance (baseline instructional level).
 - a. **Determine** the student's current academic performance (baseline instructional level) in KAS or KYECS. As needed, consider prior grade or age-level standards to identify prerequisite skills and content needed by the student.
 - b. **Determine** the student's current functional performance (baseline instructional level). Reference additional curricular tools as appropriate.
3. **Check the box** "Performance commensurate with similar age peers" or "not an area of concern at this time" for each Present Level area if the student is performing within the range of academic and functional performance of nondisabled grade and age peers. If the student's performance is commensurate with grade or age peers, no additional information is required.

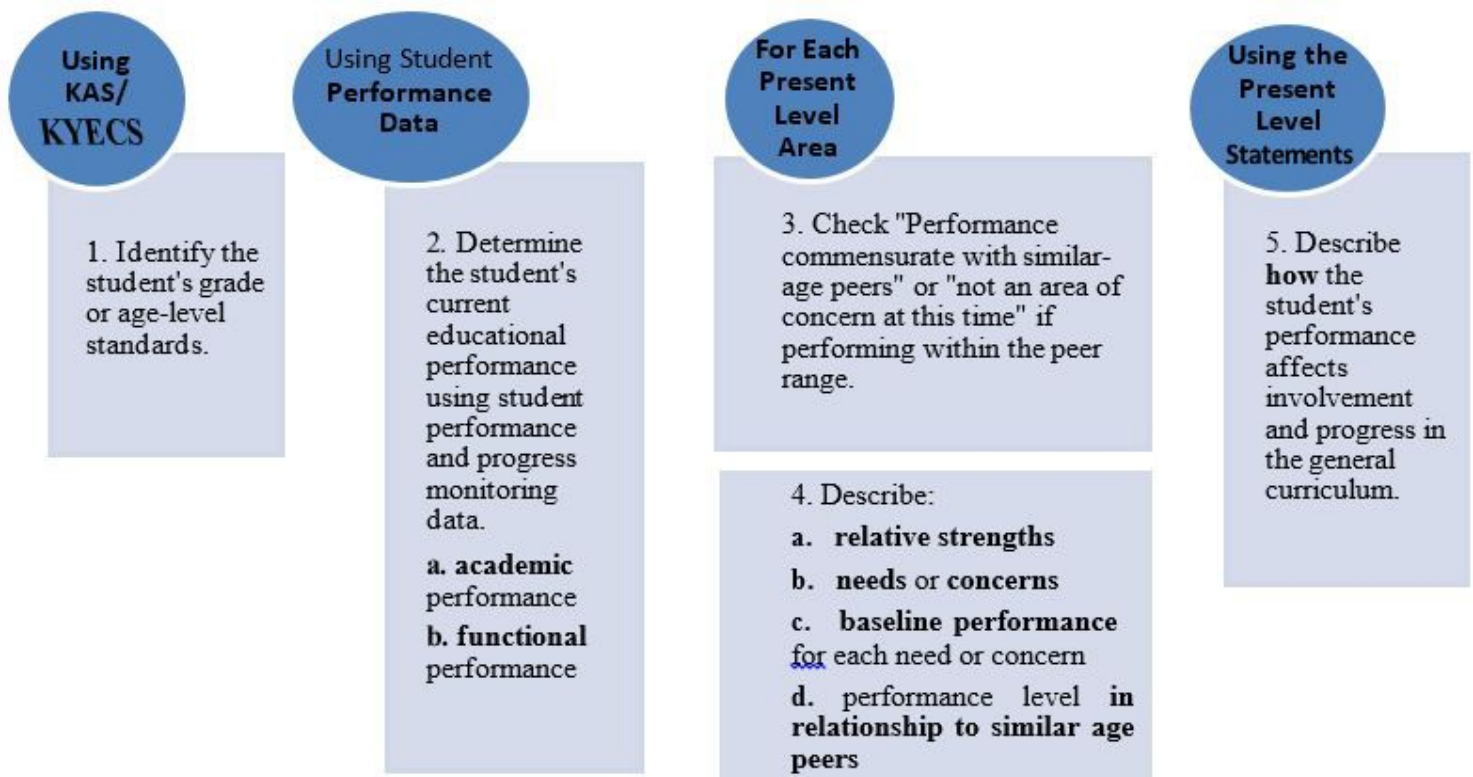
Leave the box unchecked if the student's performance is not commensurate with similar-age peers as a result of the disability. When performance is not commensurate, include a description of performance level in relationship to similar-age peers as described in steps four and five below.

4. For each Present Level area where the student is not commensurate, **describe**:
 - relative strengths (*areas in which the student performs well as compared to the student's own performance*)
 - needs or concerns (*areas in which there is an adverse effect as a result of the disability. This directly corresponds to the needs of the student based on eligibility criteria and regulatory definition of a disability category*)
 - baseline performance for each need or concern (this includes intervention or IEP progress monitoring data and analysis)
 - performance level **in relationship to** similar-age peers
5. Adverse Effect: **Describe** how the student's disability affects the student's involvement and progress in the general curriculum. Questions to consider:

- **How** needs or concerns in Present Level areas affect involvement and progress in general curriculum:
 - academic areas
 - functional areas
 - transition
 - preschool developmental domain areas
- **How** does the disability impact the student's ability to demonstrate knowledge and reasoning of grade-level or early childhood standards?
- **How** will the student's challenges impact his/her ability to achieve proficiency?
- What are the student's barriers to achieving college/career and transition readiness?
- What supports does the student need to acquire and attain necessary skills to participate in grade or age-appropriate learning activities as same-age peers?

The adverse effect statement can be noted in each Present Level area that is not checked commensurate with similar aged peers OR one summary statement that incorporates **ALL** areas impacted by the disability in one Present Level section may be appropriate. The adverse effect statement is not a restatement of the adverse effect definition. Using the words "significantly and consistently" does not answer the question of "how" the disability affects the student's progress in the general curriculum.

Diagram: Steps for Completing Present Level Areas



Present Levels Guiding Questions

Present Level Area: Communication Status

Communication Status includes performance in the areas of voice, fluency, receptive and expressive language (including pragmatics) and speech sound production and use. This includes any means (e.g., speech, sign language, augmentative communication) by which a student relates experiences, ideas, knowledge and feelings to others. Document the student's strengths and most recent evaluation or assessment data, including progress monitoring data from interventions or current IEP, to establish baseline.

General Guiding Questions

The following questions guide the development of the Present Levels. The list is not exhaustive, but rather serves as a prompt to identify current educational performance and to document baseline performance. Select questions that are relevant to the student's needs related to the disability based on current intervention or IEP progress monitoring data.

Speech Sound Production and Use

- Does the student:
 - have speech that is intelligible to adults and peers?
 - participate effectively in a range of conversations with diverse partners?
 - pronounce phonemes in all positions of simple words/phrases?

Receptive and Expressive Language

- How does the student communicate basic wants and needs?
- What is the student's primary mode of communication? Some examples:
 - sign language
 - pictures
 - Augmentative and Alternative Communication (AAC) device
- Does the student:
 - demonstrate understanding of what is said, for example, following directions?
 - participate in conversational turn taking?
 - communicate through socially appropriate means for the context?
 - have purposeful verbalizations, such as:
 - making a sound to gain attention
 - expressing displeasure

Voice

- Does the student:
 - have a hoarse or breathy vocal quality?
 - have a hyper/hypo nasal vocal quality?
 - have an appropriate vocal pitch for age and gender?
 - exhibit vocal abuse behaviors? Examples:
 - yelling
 - screaming
 - speaking loudly

Fluency

- Does the student:
 - have conversational speech with a normal rate and rhythm, absent of any of the following?
Examples:
 - frequent dysfluencies
 - prolongations
 - blocks
 - exhibit any secondary characteristics when speaking?
Examples:
 - eye blinks
 - articulatory posturing
 - squeezing fists
 - seem aware of dysfluencies?

Pragmatics

- Does the student:
 - have interest in social interactions?
 - give and take in conversation (reciprocity)?
 - adjust communication style to match the audience, such as communicating differently with a peer than an adult through tone and voice level?
 - recognize and respond appropriately to idioms or expressions?
 - recognize and understand facial expressions, body language and proximity?
 - make inferences and predict/respond to social situations?
 - seek to resolve conflicts and maintain friendships and relationships?

Other

- Are there concerns related to feeding and swallowing?
- Does the student currently use assistive technology or special equipment to communicate?
- What behavior(s) does the student exhibit that is different from peers?
- When is the student most likely to exhibit the behaviors?
- What might the student be communicating through the behavior?
- What function(s) does the behavior serve for the student and what are the consequences of the behavior?
- What supports promote successful behavior for the student?
- If the student qualifies for alternate assessment, is a communication plan in place?

Present Level Area: Academic Performance

Academic Performance describes the level of development and achievement and how the student applies learning in one or more of the following areas: basic reading skills, reading comprehension, reading fluency, math calculation, math reasoning, written expression, oral expression and listening comprehension.

The description may include strategies applied in learning and preferred learning styles. Document the student's strengths and most recent evaluation or assessment data, including progress monitoring data from interventions or the current IEP, to establish the baseline.

Reading: General Guiding Questions

The following questions guide the development of the Present Levels. The list is not exhaustive but rather serves as a prompt to identify current educational performance and to document baseline performance. Select questions that are relevant to the student's needs related to the disability based on current intervention or IEP progress monitoring data.

Preschool

- How well does the student:
 - listen to and attend to adults who are speaking?
 - follow simple directions?
 - gain information through listening experiences?
 - listen to and respond to reading material with interest?
 - show interest and understand the basic concepts and convention of print?
 - demonstrate knowledge of the alphabet?
 - demonstrate emergent phonemic/phonological awareness?
 - draw meaning from pictures, print and text?
 - tell and retell a story?
 - follow words from left to right, top to bottom and page by page?
 - recognize and name all upper and lowercase letters of the alphabet?
 - understand the concept of words?

Foundational Skills Phonological Awareness

- How well does the student:
 - apply phonemic awareness skills: phoneme manipulation, blending and segmenting?
 - use syllable patterns?
 - chunk longer words into syllables?
 - recognize rhyming words?

Foundational Skills Phonics and Word Recognition

- How well does the student:
 - make words by writing letters for phonemes?
 - convert letters or letter combinations (grapheme type) to spoken sounds (spelling) and blend sounds to form recognizable words (synthetic phonics)?
 - use parts of word families to identify unfamiliar words?
 - recognize and read high frequency words?
 - apply phonics and word analysis skills to decode unfamiliar words?
 - decode words with multiple syllables?

Foundational Skills - Fluency

- Given a reading passage at the student's instructional level, what is the fluency rate during a timed reading assessment?
- How well does the student fluently read grade-level text? (Rate, Accuracy and Prosody)
- What is the:
 - independent level of reading for the student?
 - instructional level of reading for the student?
 - frustration level of reading for the student?

Vocabulary Acquisition and Use

- How well does the student:
 - determine meaning of vocabulary including figurative and technical language?
 - use context clues to clarify the meaning of:
 - unknown words?
 - multiple meaning words?
 - phrases?
 - recognize word relationships?
 - use roots and affixes?
 - use inflection?
 - acquire and use:
 - academic words in informational and literary texts?
 - domain-specific words?

Comprehension – Text Complexity

- Based on the text complexity grade bands, what is the student's current independent level Lexilanguage? How does the current Lexile range compare to same-age peers?
- How well does the student:
 - demonstrate understanding of multiple levels of meaning of literary texts?
 - demonstrate understanding of informational text where the purpose is explicitly or implicitly stated?
 - comprehend when the text is structured through ranges from low to high complexity?
 - acquire and use words from grade appropriate texts? Examples:
 - general academic words in informational and literary texts
 - domain-specific words and phrases
 - access and engage in grade level texts?

Comprehension – Informational Text

- How well does the student:
 - determine the meaning of academic and domain-specific words within grade-level text?
 - effectively engage in collaborative classroom discussions on grade-level topics?
 - ask and answer explicit and implicit questions about the text?
 - draw inferences from the text?
 - cite details and text evidence to support the student's inferences drawn from a text?
 - retell with details?
 - retell/summarize a text?
 - determine the central message/main idea of text?
 - identify the structure of the text and analyze how the parts relate to each other and to the whole?
 - compare and contrast important points from multiple texts?

- Given a grade-level text, how does the student:
 - gain information from the text?
 - determine the general meaning of academic and domain specific words and phrases within grade-level text?
 - participate in classroom discussions about the subject?

Comprehension – Literary Text

- How well does the student:
 - determine the meaning of words and phrases in a text? Examples:
 - metaphors
 - similes
 - compare and contrast specific details within a text?
- Does the student consistently provide textual evidence to support inferences from the text by:
 - quoting text?
 - citing sources?

Other

- What does the intervention or progress monitoring data indicate about the student's performance when using assistive technology? Examples:
 - adapted passages
 - text readers
 - visual supports
- What behavior(s) does the student exhibit that is different from peers?
- When is the student most likely to exhibit the behaviors?
- What might the student be communicating through the behavior?
- What function(s) does the behavior serve for the student and what are the consequences of the behavior?
- What supports promote successful behavior for the student?

Written Expression: General Guiding Questions

The following questions guide the development of the Present Levels. The list is not exhaustive, but rather serves as a prompt to identify current educational performance and to document baseline performance. Select questions that are relevant to the student's needs related to the disability based on current intervention or IEP progress monitoring data.

Preschool

- How well does the student:
 - understand the purpose of writing is for communication?
 - produce marks or pictures and symbols that represent print and ideas?
 - explore the physical aspects of writing?

Purpose, Audience and Idea Development

- How well does the student:
 - produce a variety of writing types, including argumentation/opinion, informational/explanatory and narrative piece?
 - create a specific purpose throughout a piece of writing with relevant ideas to fully develop the purpose?
 - develop ideas specific to the purpose?
 - create elaborate, relevant ideas?
 - cultivate audience awareness throughout, specific to the purpose?

Structure

- How well does the student:
 - produce a variety of sentence types for meaning and style?
 - produce coherent paragraphs with supporting details to introduce a topic?
 - use a logical sequence of ideas?
 - use components of the writing process?
 - Examples:
 - planning
 - drafting
 - conferencing
 - revising
 - editing
 - rewriting
 - trying a new approach
 - understand how to organize the piece of writing?
 - Examples:
 - introduction
 - paragraphs
 - conclusions to meet the purpose of the piece of writing
 - use transition to affect the overall flow of the piece of writing?
 - produce a sentence with a complete thought, as appropriate for the grade level?

Language and Conventions

- How well does the student:
 - write using complete and varied sentences?
 - demonstrate understanding of word meanings, including the relationship between particular words?
 - apply appropriate grammar and conventions of Standard English?
 - use print or digital reference materials for precise use and meaning of words?
Examples:
 - dictionary
 - glossary
 - thesaurus
 - demonstrate understanding of word meanings, including the relationship between words?
Examples:
 - apply appropriate capitalization rules and end punctuation for effect
 - use age-appropriate standard grammar and usage when writing
 - correctly use punctuation
 - print upper and lower case letters

Use of Technology

- How well does the student:
 - use technology to produce and publish writing?
 - use technology to conduct research projects to narrow a focus based upon generated questions?
 - use technology to gather information from various sources and integrate information into the writer's own work?
 - utilize current assistive technology or special equipment to produce written work?

Mathematics: General Guiding Questions

The following questions guide the development of the Present Levels. The list is not exhaustive, but rather serves as a prompt to identify current educational performance and to document baseline performance in multiple settings. Select questions that are relevant to the student's needs related to the disability based on current intervention or IEP progress monitoring data.

Make Sense of Problems and Persevere in Solving Them

- How well does the student:
 - explain the meaning of a problem and find an entry point to a solution, rather than immediately computing an answer that may not make sense?
 - try several approaches to solving a problem; sticking with the problem for more than one attempt?

Reason Abstractly and Quantitatively

- How well does the student:
 - convert context situations into mathematical equations in order to solve problems?
 - explain the solution within the context of the problem?
 - give meaning to quantities in a problem and create a logical representation of the problem?
- Examples:
- visual models
 - symbols
 - concrete materials

Construct Viable Arguments and Critique the Reasoning of Others

- How well does the student:
 - explain thinking for the solution, using appropriate vocabulary?
 - engage in a mathematical discussion with peers and ask questions if a solution does not make sense?
 - find and explain mistakes in peers' thinking or strategies?

Model with Mathematics

- How well does the student:
 - apply math to solve problems in everyday life?
 - represent a problem mathematically by using tables, graphs, equations or other representations?
 - make connections between various representations of mathematics?

Use Appropriate Tools Strategically

- How well does the student:
 - select and use appropriate tools to solve problems?
- Examples:
- manipulatives
 - graphing calculator
 - protractor
 - graph paper
- explain his or her reasoning for selections?

Attend to Precision

- How well does the student:
 - calculate efficiently and accurately?
 - label quantities, graphs or diagrams appropriately when solving problems?
 - use symbols and mathematical language appropriately?

Look for and Make Use of Structure

- How well does the student:
 - use mathematical structures to solve problems?
Examples:
 - decomposing numbers by place value
 - working with properties
 - finding relationships between addition/subtraction
 - find mathematical patterns to help solve problems?

Look for and Express Regularity in Repeated Reasoning

- How well does the student:
 - discover patterns or repetition that lead to generalizations?
 - create exploratory questions that assist in assessing the reasonableness of the results, especially intermediate results achieved in the problem-solving process?

Mathematical Skills by Grade Level

[Math Standards](#)

Preschool

- How well does the student:
 - demonstrate an understanding of numbers and counting?
 - recognize and describe shapes and spatial relationships?
 - use the attributes of objects for comparison and patterning?
 - use nonstandard and standard units to measure and describe?

Kindergarten

- How well does the student:
 - add and subtract within 5?
 - count to 100?
 - count on from a number other than 1?
 - write numbers 0-20?
 - describe basic two-dimensional shapes including squares, triangles, circles, rectangles, hexagons and octagons?
 - count number of objects in a set (up to 10)?
 - count out a given number of objects (up to 10)?
 - demonstrate one to one correspondence?
 - recognize cardinalities (knowing how many there are) of small sets of objects?
 - count the number of objects in combined sets?
 - count the number of objects that remain in a set after some are taken away?
 - decompose numbers up to 10 in more than one way ($5 = 2 + 3$, $5 = 1 + 4$)?
 - solve word problems using addition and subtraction within 10 using any strategy?

First Grade

- How well does the student:
 - add and subtract within 20 using any strategy?
 - solve word problems using addition and subtraction within 20?
 - count to 120, starting at any number?
 - determine the unknown number in an addition/subtraction problem ($2 + \underline{\quad} = 8$, $\underline{\quad} - 3 = 5$)?
 - decompose numbers between 10-100 into place value groupings? (Can they think of numbers between 10-100 in terms of tens and ones, especially in the 11-19 range?)
 - decompose/compose plane or solid figures and reason about the attributes of resulting shapes?
 - partition circles and rectangles into halves and fourths?
 - measure the length of an object using non-standard units?
 - compare and order three objects by their length?
 - tell time to the nearest hour and half hour?

Second Grade

- How well does the student:
 - count by fives, tens and multiples of hundreds, tens and ones?
 - count within 1000 and recognize the place value of the digits (hundreds, tens, ones)?
 - determine if a set of objects is odd or even?
 - use repeated addition to find the number of objects in an array (5 by 5)?
 - add and subtract numbers within 100, using a strategy (concrete, semi-concrete or abstract)?
 - solve addition/subtraction word problems (one-step and two-step) within 100?
 - mentally calculate sums and differences for numbers with only tens and hundreds?
 - use a ruler marked in only centimeters or inches to measure length?
 - estimate lengths using inches, feet, centimeters and meters?
 - choose the appropriate tool for measuring length?
 - represent whole numbers on a number line?
 - describe and analyze shapes by examining their sides and angles?
 - tell time to the nearest 5 minutes?
 - identify the values of coins and bills in the United States monetary system?
 - solve word problems involving money? (*If you have two dimes and three pennies, how much money do you have?*)

Third Grade

- How well does the student:
 - add and subtract within 1000 using a strategy (concrete, semi-concrete or abstract) or an algorithm (abstract)?
 - multiply and divide within 100 using strategies (concrete, semi-concrete or abstract)?
 - recall from memory products of two one-digit numbers? (Note: *recall from memory* is different than *memorizing*.)
 - understand unit fractions (with numerator of 1 and denominators limited to 2, 3, 4, 6 and 8)?
 - compare the relative size of fractions?
 - find the area of a rectangular shape by using the characteristics of rectangular arrays and relate this skill to multiplication?
 - describe, analyze and compare properties of two-dimensional shapes?
 - solve problems involving measurement, using time, liquid volumes and mass?
 - distinguish between perimeter and area?
 - tell time to the nearest minute?

Fourth Grade

- How well does the student:
 - generalize place value for numbers up to 1,000,000?
 - add and subtract multi-digit whole numbers using the standard algorithm?
 - multiply two, two-digit numbers using a strategy (concrete, semi-concrete or abstract) or an algorithm?
 - find whole-number quotients and remainders with up to four-digit dividends and one-digit divisors using a strategy (concrete, semi-concrete or abstract)?
 - recognize equivalent fractions?
 - compare fractions with different numerators and different denominators using a visual fraction model?
 - add and subtract fractions with like denominators (limited to denominators of 2, 3, 4, 5, 6, 8, 10, 12 and 100)?
 - multiply a whole number by a fraction ($3 \times \frac{1}{2}$)?
 - express a fraction with denominator of 10 or 100 as a decimal?
 - use decimal notation to the hundredths place?
 - understand the concepts of parallelism, perpendicular, angle measures and symmetry and how they apply to two-dimensional shapes?
 - apply area and perimeter formulas to solve real-world and mathematical problems?
 - know relative sizes of measurement units within a given measurement system (an ounce is smaller than a pound, a gram is smaller than a kilogram)?

Fifth Grade

- How well does the student:
 - multiply multi-digit whole numbers using the standard algorithm?
 - add, subtract, multiply and divide decimals to hundredths?
 - read, write and compare decimals to thousandths?
 - find whole-number quotients of whole numbers with up to four digit dividends and two-digit divisors using a strategy (concrete, semi-concrete or abstract)?
 - add and subtract fractions with unlike denominators?
 - multiply a fraction by a whole number ($\frac{1}{2} \times 3$) or a fraction by a fraction ($\frac{2}{3} \times \frac{3}{4}$)?
 - understand volume as capacity?
 - convert measurements within the same measurement system?
 - use order of operations to simplify expressions?
 - create a line plot?
 - graph points in the first quadrant?
 - classify two-dimensional figures based upon properties?

Sixth Grade

- How well does the student:
 - use concepts of ratio and rate to solve problems?
 - divide a fraction by a fraction?
 - locate points in all quadrants of the coordinate plane?
 - divide multi-digit numbers using the standard algorithm?
 - add, subtract, multiply and divide multi-digit decimals using the standard algorithm for each operation?
 - extend understanding of rational numbers to include negative numbers?
 - use a number line to represent positive and negative numbers?
 - use variables to write expressions and equations?
 - solve simple one-step equations and inequalities ($3x = 6$, $x + 4 = 7$, $x - 3 \leq 6$)?
 - understand the mean, median and mode for a set of data?
 - understand the concept of variability in data?
 - display numerical data in plots on a number line, including dot plots, histograms and box plots?
 - summarize data for a specific distribution?

Seventh Grade

- How well does the student:
 - use understanding of ratios and proportionality to solve single- and multi-step problems (percent problems)?
 - distinguish proportional relationships from other relationships?
 - graph proportional relationships?
 - interpret unit rate?
 - make connections between fractions, decimals and percent problems?
 - apply properties of rational numbers, including negative whole numbers and fractions, to solve problems?
 - formulate two-step equations with rational coefficients and use these equations to solve problems?
 - solve problems involving area and circumference of a circle and surface area of three-dimensional objects?
 - solve real-world problems involving area, surface area and volume of two- and three-dimensional objects composed of triangles, quadrilaterals, polygons, cubes and right prisms?
 - compare data distributions and make inferences regarding data sets (using measures of center and variability)?
 - understand what is meant by probability?

Eighth Grade

- How well does the student:
 - use a number line to approximately locate irrational numbers?
 - understand the meaning of square roots and cube roots?
 - apply properties of integer exponents?
 - use the connections between proportional relationships, lines and linear equations to solve problems?
 - write an equation in *slope-intercept* form?
 - interpret the slope of a line?
 - analyze and solve linear equations and pairs of simultaneous linear equations?
 - use functions to model relationships between quantities?

- understand congruence and similarity in terms of transformations (translations, reflections, dilations) using physical models, transparencies or geometry software?
- understand and apply the Pythagorean Theorem?
- solve real-world and mathematical problems involving the volume of cylinders, cones and spheres?
- investigate patterns of association in bivariate data?

High School

- How well does the student:
 - create, solve, interpret and translate between various forms of equations (linear, exponential, quadratic)?
 - create and interpret various functions given graphically, numerically (in tables), symbolically and verbally?
 - translate between various forms of a function?
 - extend trigonometry to model periodic situations?
 - use and apply laws of exponents?
 - extend their knowledge of the number system to include complex numbers and polynomial expressions?
 - prove theorems about properties of shapes, congruency and similarity?
 - apply similarity to understand right triangle trigonometry (sine, cosine, tangent)?
 - apply and use properties (including formulas for perimeter/circumference, area and volume) of two-dimensional and three-dimensional shapes?
 - use the rectangular coordinate system to verify geometric relationships and make connections between algebra and geometry?
 - use regression techniques to fit a model to data and identify appropriate functions to model a situation?
 - make inferences and justify conclusions based on data, using statistical methods?
 - compute and interpret experimental and theoretical probabilities for compound events?
 - use geometric probability models?
 - use probability to evaluate outcomes of decisions?
 - use essential math skills (financial literacy, money management)?

Present Level Area: Health, Vision, Hearing, Motor Abilities

Health, Vision, Hearing, Motor Abilities include information regarding the student's relevant health or physical needs. This information is typically provided through screening information and by health care providers, including physical and occupational therapists.

Document the student's strengths and most recent evaluation or assessment data, including progress monitoring data from interventions or from current IEP to establish baseline.

General Guiding Questions

The following questions guide the development of the Present Levels. The list is not exhaustive, but rather serves as a prompt to identify current educational performance and to document baseline performance in multiple settings. Select questions that are relevant to the student's needs related to the disability based on current intervention or IEP progress monitoring data.

Orientation and Mobility

- Does the student:
 - have difficulty detecting drop offs, bump into objects when traveling or look down for extended periods when walking?
 - stop, slow down or shuffle feet when moving from bright to dim light or from dim to bright light?
 - have age-appropriate skills for traveling independently in a variety of environments?
Examples:
 - school
 - community
 - familiar settings
 - unfamiliar settings
 - request assistance when needed in travel?

Health or Medical Issues

- Does the student have a health or medical condition? If yes, describe how this adversely affects the student's performance.
- Based on available documentation, what is the student's medical diagnosis?
- Do health related issues affect the student's behavior?

Pharmacological Issues

- Does the student currently take medications?
- What is the purpose of each medication?
- Does the medication cause side effects or adverse reactions?
- What are the effects of the medication on the student's educational performance?

Vision Condition

- Does the student have a vision or eye condition?
- What is the student's near and distant best corrected acuity?
- Does the vision condition meet the regulatory definition of blindness?
- Does the student have a color vision impairment?
- Does the student have a field loss?

- Is the student's eye condition stable, deteriorating or uncertain?
- Were glasses prescribed?
- Are lighting modifications required?
- Is physical activity restricted?

Hearing Issues

- Does the student have a hearing loss?
- Describe the nature and degree of student's hearing loss.

See Functional Hearing, Listening and Communication Assessment section for additional questions.

Motor Issues

- Does the student have motor issues that impact educational performance, including the ability to sit, stand and move within the classroom, the school building, the community or at worksites (HS students)?
- Does the student carry belongings or supplies while navigating school or when going place to place i.e., within school, community, or worksite (HS students)?
- Does the student safely access the playground and a variety of playground equipment?
- Does the student maintain a stable posture when:
 - sitting on the floor during group instruction?
 - sitting at table/desk while listening to instruction or while performing fine motor tasks?
 - standing in line with peers during transition?
- Describe the student's ability to make transfers such as:
 - to and from the wheelchair
 - to and from the floor
 - to chair
 - to toilet
- Does the student have difficulty with:
 - using classroom materials (scissors, ruler)?
 - holding a pencil (poor grasp, drops frequently)?
 - using both hands to complete a task (holding paper to cut, placing items in a book bag)?
 - picking up small objects (cubes, finger foods)?
 - managing fasteners on clothing (zippers, buttons, snaps)?
 - using utensils?
 - opening containers at lunch?
 - using a combination or key lock?
 - carrying a tray?
 - managing a notebook (opening/closing rings, putting papers in folder)?
- Does the student have difficulty with visual-motor/handwriting tasks?

Examples:

- drawing, tracing, coloring and cutting
- forming readable letters
- keeping letters a consistent size and between the lines
- spacing between letters and words
- copying from the board
- copying from paper
- writing with functional speed/fluency
- using a keyboard/mouse
- aligning numbers/decimals

- Does the student have difficulty with visual perception tasks?

Examples:

- letter/number reversals
- working puzzles
- keeping place when reading
- tracking from left to right

- Does the student have difficulty with sensory motor skills?

Examples:

- keeping boundaries/personal space
- making noises
- bumping into objects
- fearing movement activities or being off the ground
- using too little or too much force (slamming doors; too hard or too light pencil pressure)
- Avoids lights, sounds, smells or textures
- seeking sensory stimulation or sensory defensiveness
- staying alert in class (drowsy, head on table, slouching in chair)

Other

- **How** does the student's medical condition result in limited strength, vitality, alertness or endurance?
- Does the student require assistance with activities of daily living (dressing, toileting, feeding)?
- Does the student require specific equipment for toileting, dressing or feeding?
- Does the student's medical condition restrict activity at school?
- Do mobility issues require safety precautions (bus, playground, gym)?
- How does the student currently use assistive technology or special equipment?
- What behavior(s) does the student exhibit that is different from peers?
- When is the student most likely to exhibit the behaviors?
- What might the student be communicating through the behavior?
- What function(s) does the behavior serve for the student and what are the consequences of the behavior?
- What supports promote successful behavior for the student?

Present Level Area: Social and Emotional Status

Social and Emotional Status includes information about the student's social skills, interpersonal behavior, self-regulating behaviors, sensory self-regulation, emotional behavior, organization and executive skills, independent living skills and the impact of the lack of environmental access/mobility skills.

Document the student's strengths and most recent evaluation or assessment data, including progress monitoring data from interventions or current IEP to establish baseline.

General Guiding Questions

The following questions guide the development of the Present Levels. The list is not exhaustive, but rather serves as a prompt to identify current educational performance and to document baseline performance in multiple settings. Select questions that are relevant to the student's needs related to the disability based on current intervention or IEP progress monitoring data.

Preschool

- How well does the student:
 - accept redirection from an adult?
 - respond to others' expression of emotions?
 - make friends?
 - interact with same-age peers?
 - Examples:
 - playing alongside
 - initiating or joining in positively with a small group
 - participating in group situations
 - sustain working on activities (avoids minimal distractions)?
 - identify feelings, likes and dislikes?
 - delay gratification?
 - manage separation?
 - ask for help to resolve problems?
 - imitate how others solve problems or provide ideas for solving problems?
 - follow limits and expectations independently (classroom rules, routines)?
 - make transitions within activities, the classroom, school building or school campus?
 - follow directions?
 - participate in everyday classroom activities?
 - seek to do things for self?
 - accept being told no?

Social Communication

- How well does the student:
 - demonstrate interest in social interactions?
 - give and take in conversation (reciprocity)?
 - communicate needs, make requests and ask for help?
 - adjust communication style to match audience (communicates with peers differently than adults, such as tone or voice level)?
 - recognize and respond appropriately to idioms and expressions?
 - recognize and understand facial expressions, body language and proximity?

- make inferences and predict/respond to social situations?
- seek to resolve conflicts and maintain friendships and relationships?

Trauma Guiding Questions

- Does the student:
 - show evidence of any of the following?
 - being overwhelmed
 - hyper arousal
 - cognitive distortions
 - explosive/reactive behaviors
 - hyper-vigilant behaviors

Interpersonal Relationships

- How does the student:
 - interact with peers (social conversation, group activities)?
 - interact with adults?
 - build and maintain friendships?
 - display interpersonal behaviors?
 Examples:
 - accepting authority
 - coping with conflict
 - gaining attention
 - making conversation
 - playing in organized and informal activities
 - engaging others
 - respecting property (own or others)

Executive Functioning

Self-Regulation

- How does the student:
 - demonstrate self-regulating behaviors?
 Examples:
 - accepting consequences
 - displaying ethical behavior
 - expressing feelings
 - showing a positive attitude toward self
 - respond to challenges?
 Examples:
 - using appropriate voice tones
 - tolerating frustration
 - employing anger management strategies
 - curbing aggression
 - acting-out
 - withdrawing from others
 - using stress management strategies
 - adjusting to social, school community and work environments

- Does the student employ sensory or self-regulation skills?

Examples:

- using a stress ball
- taking quiet time
- walking away from a stressful situation
- applying elements of an individual sensory diet

Organization

- Does the student apply organizational skills?

Examples:

- attending to task
- sustaining attention
- ignoring distractions
- managing impulsive behaviors
- bringing materials to class
- completing homework
- managing multi-step assignments or projects
- employing self-advocacy/determination skills
- following a schedule
- asking and answering questions
- participating in class discussion
- following directions
- completing independent work
- performing before others
- following rules
- following routines
- following movement patterns

- How well does the student apply organizational skills across multiple settings (home, school, community, workplace)?

Making Transitions

- How well does the student make transitions within the classroom, school building or school campus?
- How well does the student make transitions within the community and worksites?

Other

- What behavior(s) does the student exhibit that is different from peers?
- When is the student most likely to exhibit the behaviors?
- What might the student be communicating through the behavior?
- What function(s) does the behavior serve for the student and what are the consequences of the behavior?
- What supports promote successful behavior for the student?
- How does the student currently use assistive technology or special equipment (timer/stopwatch for pacing, video self-modeling)?

Present Level Area: General Intelligence

General Intelligence includes information about the student's aptitude, knowledge application, thinking, memory, reasoning and problem solving skills. Document the student's strengths and most recent evaluation or assessment data, including progress monitoring data from interventions or current IEP to establish baseline.

General Guiding Questions

The following questions guide the development of the Present Levels. The list is not exhaustive, but rather serves as a prompt to identify current educational performance and to document baseline performance in multiple settings.

Consider how the student's cognitive skills impact current level of educational performance. The focus should be broader than a particular IQ score. Select questions that are relevant to the student's needs related to the disability based on current intervention or IEP progress monitoring data.

Preschool

- How well does the student:
 - persist in completing tasks?
 - recognize and recall items from previous experience?
 - remember sequence of routines?
 - return to task at hand after being distracted or interrupted?
 - attend and engage in tasks?

Environment

- How well is the student:
 - aware of surroundings?
 - able to interact with the environment (physically or visually)?
 - able to independently navigate surroundings with or without assistance/adaptive equipment?
 - able to demonstrate basic awareness of cause/effect?

Attention/Memory

- How well does the student:
 - attend to and copy from a model?
 - follow single or multi-step directions?
 - demonstrate retention of information (day to day versus over time)?
 - utilize strategies to help with recall (mnemonics, graphic organizers, highlighting)?
 - copy efficiently from the board or text (visual scanning/memory)?
 - take notes while listening (auditory memory)?
 - process information (processing speed)?

Application of Knowledge/Information

- How well does the student:
 - generalize information learned across settings?
 - comprehend versus relying on rote recall?
 - match or sort by attribute (size, shape or color)?
 - understand cause and effect?
 - answer "what if" questions?

- make inferences based on information?
- sequence information?
- sequence events?
- complete patterns?
- make predictions?
- respond to explicit instruction (repetition, visuals, auditory)?

Other

- What behavior(s) does the student exhibit that is different from peers?
- When is the student most likely to exhibit the behaviors?
- What might the student be communicating through the behavior?
- What function(s) does the behavior serve for the student and what are the consequences of the behavior?
- What supports promote successful behavior for the student?

Present Level Area: Transition Needs

Beginning when the student is in 8th grade or has reached the age of 14 (whichever comes first), the Transition Needs area focuses on the needs related to the student's planned course of study. By age 16, the focus is also on the transition services, which assists the student in reaching postsecondary goals and on transition services to prepare for life after high school.

Document the student's strengths and most recent transition assessment data. Transition needs include the following areas:

- instruction
- related services
- community experience
- development of employment
- post-school adult living objectives
- acquisition of daily living skills, if appropriate
- provision of a functional vocational evaluation, if appropriate

General Guiding Questions

The following questions guide the development of the Present Levels. The list is not exhaustive, but rather serves as a prompt to identify current educational performance in multiple settings. Select questions that are relevant to the student's needs related to the disability based on current intervention or IEP progress monitoring data.

Instruction

- How is the student currently performing in daily living and career work experience courses?
- Is the student punctual to classes?
- Does the student attend school on a regular basis?
- Do the student's IEP goals help the student to achieve their postsecondary goal? What transition services can be added to help the student reach their postsecondary goal? (i.e, self- advocacy skill, personal banking, work related social skills, computer skills.)
- What employment skills does the student need to meet the postsecondary goals?

Related Services

- What transition services are being targeted by related service providers to prepare the student to meet the postsecondary goal(s)?
- Is assistive technology required to allow the student to meet the postsecondary goal(s)?

Community Experience

- How is the student currently performing during instructional experiences within the community or at a worksite?
- Does the student currently participate in work-based learning when offered?
- Are community-based experiences necessary to assist the student in achieving postsecondary outcomes?
- Does the student know how to access transportation?
- Does the student participate in community or extra-curricular activities?
- Has the student participated in any volunteer work?

Preparation for Employment

- How is the student currently performing the skills needed to live independently and be employed? Some examples:
 - opening a bank account
 - interviewing for a job
 - writing a resume
 - budgeting
- Does the student currently participate in job-shadowing activities?
- Does the student have any work experience? If so, what is the student's current type of work experience and performance level?
- Does student complete assigned tasks independently?
- Does the student accept corrective feedback?
- Does the student follow routine and procedures?
- Does the student manage transitions independently? If not, what supports are needed?

Post School Adult Living Objectives

- Is the student self-directed?
- Does the student have self-advocacy skills?
- What transition agencies does the student currently access to help the student meet the postsecondary goal(s)?
- Does the student know the difference between rights and privileges?

Acquisition of Daily Living Skills (if applicable)

- How does the student meet daily living needs?
Examples:
 - preparing meals
 - budgeting
 - caring for clothing
 - personal grooming
- If the student takes medication, is the student able to follow a medication schedule?

Specific to DJJ Facilities

- What community experiences should be provided for the student?
- If students have been in a facility for an extended period of time, consider the gaps in knowledge that may exist related to employment opportunities, independent living and participating in the community?

Functional Vocational Assessment (if applicable)

- Is a functional vocational assessment needed to determine the student's strengths, abilities and needs in a work setting?
- What are the student's strengths, abilities and needs in a work setting, based on functional vocational assessment results?

Present Level Area: Functional Vision and Learning Media Assessment

Functional Vision and Learning Media Assessment is a summary of the assessment findings, which identifies the impact a student's visual impairment has on his/her educational performance. The summary identifies current and future media that will provide access to learning for the student.

Document the student's strengths and most recent evaluation or assessment data, including progress monitoring data from interventions or current IEP to establish baseline.

General Guiding Questions

The following questions guide the development of the Present Levels. The list is not exhaustive, but rather serves as a prompt to identify current educational performance and to document baseline performance. Select questions that are relevant to the student's needs related to the disability based on current intervention or IEP progress monitoring data.

Vision Condition

- What is the student's eye condition?
- What is the student's near and distant best corrected acuity?
- Does vision meet the regulatory definition of blindness?
- Does the student have a color vision impairment?
- Does the student have a field loss?
- Is the student's eye condition stable, deteriorating or uncertain?
- Were glasses prescribed?
- Are lighting modifications required?
- Is physical activity restricted?
- Has the student been diagnosed with a Cortical Vision Impairment (CVI)?
- If the student has CVI, has a CVI range been completed? If so, what is the score?

Functional Vision

NOTE: For students who are totally blind or function as blind, a discussion of Functional Vision may not be relevant to the student's needs.

- How does the student use vision to access the environment (classroom, hallway, cafeteria, outside, home)?
- Describe observations of near, intermediate and distant visual tasks?
Examples:
 - visual behaviors
 - viewing distances
- Describe the physical appearance of eyes and note any abnormalities.

Learning Media

- What is the student's primary reading medium (regular print, print with magnification, large print, digital books or Braille)?
- What is the suggested minimal font size?
- What is the student's current word-per-minute rate when reading text?
- What assistive technology devices does the student use and in what capacity?
- Is the student's handwriting legible? For students who are blind, can the student sign name using a signature guide?
- For Braille readers, does the student use Grade 1 or Grade 2? Does the student use Nemeth Code for Math?
- What is the student's primary reading medium (objects/symbols, print with magnification, large print, tactual or Braille)?
- Does the student have a secondary reading medium?
- For Braille readers, does the student use uncontracted or contracted Braille?
- For Braille readers, does the student use Unified English Braille (UEB), Nemeth or a combination for math?
- Describe the student's listening comprehension skills.

Expanded Core Curriculum

- Does the student have needs per the nine areas of the [Expanded Core Curriculum for Blind and Visually Impaired Children and Youth](#)?
 - compensatory or functional academic skills, including communication modes
 - orientation and mobility
 - social interaction skills
 - independent living skills
 - recreation and leisure skills
 - career education
 - use of assistive technology
 - sensory efficiency skills
 - self-determination

Other

- For students with Cortical Visual Impairment (CVI), where does the student score on the CVIRange?
- What does the data indicate about the student's performance when using assistive technology? Was a clinical low vision evaluation conducted? If so, what were the results? What low vision devices were recommended?
- Describe the CVI Characteristics demonstrated by the student.
- What behavior(s) does the student exhibit that is different from peers?
- When is the student most likely to exhibit the behaviors?
- What might the student be communicating through the behavior?
- What function(s) does the behavior serve for the student and what are the consequences of the behavior?
- What supports promote successful behavior for the student?

Present Level Area: Functional Hearing, Listening and Communication Assessment

Functional Hearing, Listening and Communication Assessment is a summary of the information which identifies the impact a student's hearing impairment has on the student's educational performance. It identifies current and future supports, accommodations and assistive technology that will provide access to learning for the student.

Document the student's strengths and most recent evaluation or assessment data, including progress monitoring data from interventions or current IEP to establish baseline.

General Guiding Questions

The following questions guide the development of the Present Levels. The list is not exhaustive, but rather serves as a prompt to identify current educational performance and to document baseline performance. Select questions that are relevant to the student's needs related to the disability based on current intervention or IEP progress monitoring data.

Functional Hearing and Listening

- What are the student's speech awareness thresholds (SATs)?
- What are the student's reception thresholds (SRTs)?
- What are the results of the student's speech discrimination assessments?

Examples:

- Audiological Exam/Assessment
- Northwestern University Children's Perception of Speech (Nu-Chips)
- Word Intelligibility by Picture Identification (WIPI).
- Does the student consistently wear a personal amplification system?
- Does the student report when a personal amplification system is not working properly?
- What are the student's functional listening skills?
- Does the student require visual supports or speechreading?
- Does the student require visual access to the speaker or the sound source for comprehension?

Examples:

- Smartboard
- video
- television
- To what degree does the distance from the speaker, background noise or both affect the student's ability to understand auditory information?
- What noise-reducing accommodations are needed to support access to auditory information?
- Does the student need an enhanced signal to noise ratio? If so, what type of equipment is used?

Examples:

- ear level FM/DM system
- classroom sound field system
- Does the student consistently use a personal amplification system?

Examples:

- hearing aid(s)
- FM system
- Does the student have cochlear implants?

- How does the student's hearing loss impact auditory functioning in the school/classroom setting? Sources may include Functional Listening Evaluation, Audiological Assessment or other non-standard measures (Speech Perception and Auditory Skills Assessments, other checklists/rating scales).

Functional Communication as Related to Hearing Loss

- What is the communication mode or modes used by the student?
- What are the student's communication needs expressively and receptively?
Examples:
 - American Sign Language (ASL)
 - conceptual signs
 - Conceptually Accurate Signed English (CASE)
 - English Sign System
 - Manually Coded English such as:
 - Signed English or Signing Exact English
 - fingerspelling
 - gestures
 - oral/spoken English
 - tactile
 - written English
 - pictures
- Describe how the student communicates with peers, teachers and professional personnel.
- Describe the communication repair strategies the student uses with peers and adults (asks for clarification, repetition, re-phrasing, seats self appropriately, advocates for communication needs).

Expanded Core Curriculum

- Does the student understand the hearing loss? Is the student able to explain the hearing loss to others?
- Is the student able to explain how different acoustic environments impact the ability to hear, listen or understand?
- Can the student advocate for needs related to hearing loss?
- Describe the social-emotional needs of the student related to the hearing loss.
- Describe the student's use of pragmatic language skills. Can the student participate in turn taking, in a small group or class discussion and express self appropriately in social settings?
- Is the student responsible for the equipment (report when it isn't working, keeping it charged, changing batteries, taking it to classes)?
- If needed, does this student know how to use interpreters, captioning or other means?

Other

- Describe how the student gains access (through interpreters, captioning, text to text interpreting, closed captions) to information presented in the classroom (oral, printed and video)?
- What assistive technology device(s) does the student use and for what purpose(s)? Describe the data used to determine this need.
- What behavior(s) does the student exhibit that is different from peers?
- When is the student most likely to exhibit the behaviors?
- What might the student be communicating through the behavior?
- What function(s) does the behavior serve for the student and what are the consequences of the behavior?
- What supports promote successful behavior for the student?

Consideration of Special Factors for IEP Development

[707 KAR 1:320§5 \(2\)](#), [34 CFR 300.324\(a\)\(2\)](#)

The ARC addresses each question below and considers these issues in the review and revision of the IEP. Information within the Present Levels statement supports that a special factor exists. ***The needs or concerns described in Present Levels align with Special Factors.***

Behavior

If a student's behavior impedes his or her learning or that of others, the ARC must develop strategies, including positive behavioral interventions, to address the behavior through a Functional Behavior Assessment (FBA) and a Behavior Intervention Plan (BIP), behavioral contract and social skills instruction as appropriate. This question applies to students with **any category of disability**. The ARC documents the supports in the IEP and indicates the type of service in the "Statement of Devices/Services" section. Refer to behavior questions in each area of the Present Levels section of this guidance document.

General Guiding Questions

The following questions may guide the ARC when making special considerations to determine the student's needs regarding behavior:

- What behavior(s) does the student exhibit that is different from those of similar age, non-disabled peers?
- When is the student most likely to engage in the inappropriate behavior?
- What specific events appear to be contributing to the student's problem behavior?
- What function(s) does the problem behavior serve for the student?
- What might the student be communicating through problem behavior?
- When is the student less likely to engage in the problem behavior?
- Does the student's behavior problem persist despite consistently implemented behavioral management strategies?
- Does the student's behavior place self or others at risk of harm or injury?
- Have the student's cultural norms been considered relative to the behavior(s) in question?
- Does the student's disability affect the student's ability to control the behavior?
- Does the student's disability affect the student's understanding of the consequences of the behavior?
- What accommodations are necessary for instruction and testing? Behavioral needs should be integrated throughout the IEP as an integral part of planning for the student.
- Does an FBA need to be completed?
- Has an FBA been completed in the past?

The ARC documents the supports in the IEP and indicates the type of service in the "Statement of Devices/Services" section.

Specific to DJJ Facilities

Behavior plans are often in place for students within State Agency Education Programs. The ARC should consider if this plan must be revised for the student to be successful in the new setting.

When the student changes settings (i.e. transitions to a comprehensive school setting) does this plan need to continue to be in place in order for the student to be successful in the new setting?

This information should be included under the special factors section of the IEP in the area of behavior.

Special Factors

Consideration of Special Factors for IEP Development: (The ARC MUST address each question below and consider these issues in the review and revision of the IEP.)

Does the child's behavior impede his/her learning or that of others?

☐ Yes ☐ No

If **Yes**, consider, if appropriate, strategies, including positive behavioral intervention strategies and supports to address that behavior.

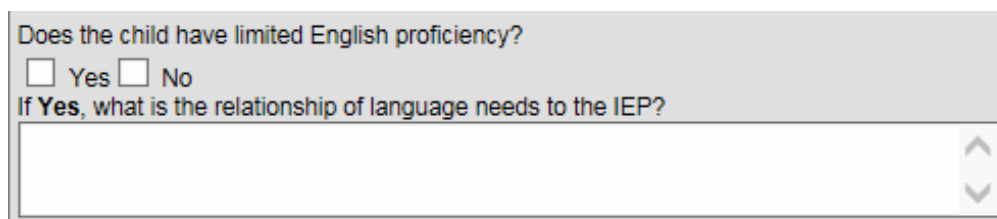
English Learner (See [Kentucky EL Definition](#))

For a student who is an English Learner (EL), the ARC considers the language needs from the student's English Learner Program Services Plan as related to the student's disability. This question applies to students with **any category of disability**. This question does NOT apply to a non-verbal student or a student using American Sign Language.

General Guiding Questions

An IEP for a student who is an EL identifies the student's unique cultural, linguistic and home language needs and how those needs are related to the IEP. The following questions may guide the ARC when making special considerations to determine the student's needs regarding EL:

- What is the relationship of language needs to the IEP?
- What language will be used for this student's instruction?
- Are measurable annual goals appropriate to the student's level of linguistic development and proficiency in that language?
- How can the IEP ensure meaningful access to the general education curriculum through alternative language services and special education services?
- How can the IEP provide cultural relevance in the curricular framework?
- What language or mode of communication will be used to address the parents/family?
- How do resources of the school need to be configured to support the student's first and second language needs?
- What accommodations are needed for instruction and testing?



Does the child have limited English proficiency?

☐ Yes ☐ No

If Yes, what is the relationship of language needs to the IEP?

[Text input field with up/down arrows]

Blind or Visually Impaired

For a student who is blind or visually impaired, the ARC considers the need for Braille instruction. The ARC assumes that the student will receive instruction in Braille unless appropriate assessments support that Braille is not an appropriate learning medium for the student now or in the future. The Learning Media Assessment and Eye Medical Statement provide critical information about the student's current and future need for Braille instruction.

General Guiding Questions

The following questions may guide the ARC when making special considerations to determine the student's needs for blind or visually impaired supports.

- Is instruction in Braille needed?
 - Mark YES if instruction in Braille is needed for reading or writing.
Examples:
 - functional Braille
 - pre-Braille readiness
 - literary Braille
 - Nemeth Braille

- music Braille
 - Mark NO if the student is a print reader with a stable eye condition based on the FV/LMA and eye medical statement.
 - Mark NO if a student communicates solely through objects, symbols or pictures.
- Is the use of Braille needed?
 - Mark YES if the student is receiving instruction in Braille or if the student is proficient in the use of Braille.
 - Mark YES if the student uses Braille as a secondary media.
 - Mark NO if the student communicates solely through objects, symbols or pictures.
 - Mark NO if the student is a print reader with a stable eye condition based on the FV/LMA and eye medical statement.
- Will Braille be the student's primary mode of communication (learning media)?
 - Mark YES if the student will use Braille for reading and writing.
 - Mark NO if Braille is a secondary literary medium.
 - Mark NO if print is the primary medium for literary communication.
 - Mark NO if objects, symbols or pictures are the primary medium for literary communication.
- Does the student need instruction in orientation and mobility?
- What accommodations are necessary for instruction and testing?

Is the child blind or visually impaired?
☐ Yes ☐ No
 If **Yes**, the IEP Team must consider:

- Is instruction in Braille needed?
☐ Yes ☐ No
- Is use of Braille needed?
☐ Yes ☐ No
- Will Braille be the student's primary mode of communication?
☐ Yes ☐ No
 (See evaluation data for supporting evidence.)

For Math & Science, student will need: (Please check one)

☐ Unified English Braille (UEB) only
☐ Unified English Braille (UEB) w/Nemeth Code

Communication

For students with communication needs, the ARC addresses the student's language and communication needs in the areas of stuttering, impaired articulation, language impairment, voice impairment, delayed acquisition of language or an absence of language.

General Guiding Questions

The following questions may guide the ARC when making special considerations to determine the student's communication needs:

- What communicative demands does the student have?
- Does the student have the skills and strategies necessary to meet communicative demands?
- What accommodations are necessary for instruction and testing?
- Does the student have speech sound production errors?
- Does the student have language deficits?
- Does the student have pragmatic deficits?

- Does the student require assistive devices to assist the development and use of meaningful language, a mode of communication or a combination thereof?

Does the child have communication needs?

☐ Yes ☐ No

If **Yes**, specify below:

☐ See Present Levels for Communication Status

☐ Other (Specify):

Deaf or Hard of Hearing

For a student who is Deaf or Hard of Hearing, consider the student's language and communication needs and opportunities for direct communication with peers and adults in the student's language and communication mode.

General Guiding Questions

The following questions may guide the ARC when making special considerations to determine the student's needs regarding deaf or hard of hearing supports:

- Does the student use American Sign Language?
- What mode of communication does the student use?
- Is an interpreter needed for the student to participate in and benefit from classroom instruction or interaction with peers and adults?
- Does the student require assistive devices to facilitate the development and use of meaningful language and communication?
- Are there opportunities for the student to participate in direct communication with peers and adults?
- What opportunities exist for direct instruction (without an interpreter) in the student's language or mode of communication?
- Does the student use or need to learn to use assistive technology to help in developing social skills?
- What accommodations are necessary for instruction and testing?

Is the child deaf or hard of hearing?

☐ Yes ☐ No

If **Yes**, the IEP Team must consider:

- The child's language and communication needs; Describe:

☐ See Present Levels for Communication Status and Functional Hearing, Listening and Communication Assessment

☐ Other (Specify):
- Opportunities for direct communications with peers and professional personnel in the child's language and communication mode, academic level and full range of needs; Describe:
- Any necessary opportunities for direct instruction in the child's language and communication mode. Describe:

Assistive Technology

For students who need assistive technology the ARC must determine the type(s) of device(s) and, if applicable, the amount of services needed. This question applies to students with **any category of disability**. The ARC documents the needed assistive technology in the IEP and indicates the type in the “Statement of Devices/Services” section.

General Guiding Questions

The following questions may guide the ARC when making special considerations to determine the need for assistive technology:

- What can the student do now with and without assistive technology?
- Does the student require assistive technology to access the general curriculum or to participate in nonacademic and extracurricular activities?
- Does the student require assistive technology to benefit from educational/printed materials?
- Does the student require assistive technology to access auditory information?
- Does the student require assistive technology for written communication/computer access?
- Does the student require assistive technology for augmentative communication?
- Does the student require assistive technology to participate in state and districtwide testing?
- Will the student, staff or both need training to facilitate the student’s use of the assistive technology?
- Does the student require assistive technology to participate in work-based learning experiences?
- How can assistive technology be integrated into the student’s program across settings such as school, home, community and worksites?

Are assistive technology devices and services necessary in order to implement the child's IEP?

☐ Yes ☐ No

If Yes, include appropriate devices in the Statement of Devices/Services below.

Applies to all considerations for special factors

Statement of Devices/Services: If the ARC answers Yes to any of the questions above, include a statement of services and or devices to be provided to address the above special factors.

☐ See Specially Designed Instruction

☐ See Supplemental Aids and Services

☐ See Behavior Intervention Plan

☐ Other (Specify):

Measurable Annual Goals

[707 KAR 1:320 §5 \(7\)\(b\)\(1-2\), 34 CFR 300.320 \(a\)\(2\)\(4\)](#)
[707 KAR 1:320 §5 \(7\)\(b\), 34 CFR 300.320 \(a\)\(2\)\(i\)\(B\)](#)

Measurable annual goals are statements of anticipated results to be achieved in a calendar year or less as determined by the ARC. *Measurable annual goals are NOT written to restate the content standards, but should specify skills or strategies that will promote accessing the general curriculum and aid the student in meeting achievement standards during the next twelve months.*

These goals should be designed to meet the needs resulting from the student's disability to enable the student to be involved in and make progress in the general curriculum. The goals must be appropriately ambitious in light of the student's circumstances and consider the student's potential for growth. *Endrew F. v Douglas County School District RE-1, 69 IDELR 174 (2017)*

The IEP is not intended to reflect the student's entire curriculum. The IEP should promote learning skills the student needs to develop, which will advance greater mastery and understanding of the general curriculum content and build student independence.

Measurable annual goals are **directly related** to the student's needs based on the disability and pertain to needs described in the **Present Levels**. Measurable annual goals are focused on bridging the gap from where the student is (**baseline**) to where the student needs to be (**goal**) and address both academic and functional skills. Each measurable annual goal must have enough detail to allow for objective measurement. Avoid combining multiple skill deficits into one measurable annual goal.

Measurable annual goals need to pass the "stranger test". If the student transitions from one teacher to another, the receiving teacher should be able to immediately implement the measurable annual goal.

Copying and pasting a standard from the KAS, KYECS or the EFAS-AA aligned to the KOSSA into a student's IEP without including the components of the goal will *not* suffice as a measurable annual goal.

Steps for Writing Standards Based Measurable Annual Goals

1. Identify baseline data for areas of need in the Present Levels.
2. **Prioritize** the skill area(s) that will have the most powerful impact on accelerating student performance from current instructional level toward the identified grade and age-level standards. The number of measurable annual goals is influenced by the student's pace of learning as demonstrated by previous progress data. Levels of modeling, guided practice and generalization instruction should all be considered when developing measurable annual goals. ARCs have a dual responsibility to address access to and progress in the general curriculum and to remediate skills that are below grade level.
 - What skill area(s) does the student need to improve to access and progress in the general curriculum?
 - What skill area(s) warrant remediation to advance the student toward grade or age-level standards as well as promote access and progress in the general curriculum?
 - What other factors influence the prioritization of measurable annual goals, such as the number of years left in school?
 - What behavior is most modifiable?
 - What are parent and student interests, such as toileting skills or leisure activities, which have a positive impact on the family?

3. **Write** measurable annual goals to address the prioritized skill area(s). Include the following components in each goal:

- **Audience-** State the student's name.
- **Behavior-** What observable (see, hear, count) action will the student perform?
- **Circumstance-** Describe the instructional materials/circumstances used to teach and measure the stated behavior.
- **Degree/Criterion-** How well must the student perform the skill?
- **Evaluation/Method of Measurement-** How will the implementer measure student progress? Determine the tool/resource/assessment used to measure student progress.
- **Frequency of data collection-** How frequently will data be collected (daily, weekly, twice a month, monthly)?

Audience –student name

Audience	Behavior	Circumstance	Degree/Criterion	Evaluation/Method of Measurement	Frequency of data collection
Mary					

Behavior - an explicit statement of what the student will do. Observable behavior can be measured, seen, heard, counted or timed. Examples:

- will read
- will pronounce
- will write
- will gaze
- will read orally
- will orally define

Audience	Behavior	Circumstance	Degree/Criterion	Evaluation/Method of Measurement	Frequency of data collection
Mary	will orally define				

See [Appendix A](#) for examples of measurable verbs.

Circumstance –a description of the *instructional materials* or *instructional circumstances* used to teach and eventually assess/measure the stated behavior. Circumstance is what is used to stimulate the taught behavior (cue, prompt, direction, situation). Examples:

- when engaged in peer interaction in a non-structured setting during a 15-minute period
- when engaged in a non-preferred activity for 5 minutes
- when presented with 10 two-digit division problems
- given 20 content-related vocabulary words
- given 10 sight words
- when presented with 2 objects
- when given a picture prompt
- when given a physical prompt
- during hallway transitions
- during free choice center time
- when engaged in work-based learning at a worksite

Audience	Behavior	Circumstance	Degree/Criterion	Evaluation/Method of Measurement	Frequency of data collection
Mary	will orally define	when given 20 content-related vocabulary words			

Degree/Criterion – a description of the expected minimum level of success within 12 months and how consistently the student must perform this skill. Examples:

- 92% accuracy for 3 consecutive opportunities
- 18/20 correct for 4 consecutive probes
- score of a 3 on a 5 point rubric for 4 written assignments

Audience	Behavior	Circumstance	Degree/Criterion	Evaluation/Method of Measurement	Frequency of data collection
Mary	will orally define	when given 20 content related vocabulary words	18/20 words correctly for 4 consecutive probes		

Evaluation/Method of Measurement - *how* the implementer measures the student progress toward reaching each measurable annual goal. Examples:

- scoring rubric
- checklist
- oral reading fluency probes
- frequency count

Audience	Behavior	Circumstance	Degree/Criterion	Evaluation/Method of Measurement	Frequency of data collection

Mary	will orally define	when given 20 content related vocabulary words	18/20 words correctly for 4 consecutive probes	checklist	
------	--------------------	--	--	-----------	--

Frequency of Data Collection- how often the implementer will collect data on the measurable annual goal (daily, weekly, monthly). Examples:

- as measured twice weekly
- as measured weekly
- as measured daily
- as measured bi-monthly

A data collection schedule that measures effectiveness of services and instructional methods is determined most efficiently when progress is measured frequently (daily, weekly, once every two weeks).

Audience	Behavior	Circumstance	Degree/Criterion	Evaluation/Method of Measurement	Frequency of data collection
Mary	will orally define	when given 20 content related vocabulary words	18/20 words correctly for 4 consecutive probes	checklist	weekly

When given 20 content related vocabulary words, Mary will orally define 18/20 words correctly for 4
(Circumstance) (Audience) (Behavior) (Degree/Criterion)
consecutive probes as measured by weekly checklist.
(Frequency) (Evaluation)

Given these CIRCUMSTANCES (C), the STUDENT (A) will perform this BEHAVIOR (B) to this DEGREE (D) as measured by this FREQUENCY (F) and method of MEASUREMENT (E).

See [Appendix C](#).

Method(s) of Measurement

[707 KAR 1:320 §5\(13\)\(a\)](#), [34 CFR 300.320 \(a\)\(3\)\(i\)](#)

Evaluation/Method of Measurement is *how* the implementer measures the student progress toward each measurable annual goal. The selected method of measurement needs to be practical and yield information that can be easily analyzed.

Four general methods of measurement used for Progress Monitoring are:

- ☐ Curriculum-Based Measurement
- ☐ direct measures
- ☐ indirect measures
- ☐ authentic assessment

When documenting Method of Measurement on the IEP, the general method of measurement (curriculum-based measurement, direct measure, indirect measure or authentic assessment), and the specific tool(s), as reflected in the following lists, should be included. For example, a documented method of measurement might be an Oral Reading Fluency Probe, which is a Curriculum-Based Measurement.

Curriculum-Based Measurement (CBM) is an approach using probes to measure the growth of student proficiency. Probes are brief time samples made up of academic skills taken from the general curriculum. CBM is standardized to provide valid and reliable indications of student progress. Examples of CBM:

- oral reading fluency probe – measurement of the student’s rate, accuracy, phrasing and intonation
- ☐ math computation probe - measurement of math computation skills (accuracy toward completion of addition, subtraction, multiplication; and division of whole numbers, fractions and decimals)
- ☐ math concepts and applications probe - measurement of math reasoning skills (accuracy toward performance of place value, time, money, charts, graphs and problem solving)

Direct Measures involve direct observation of performance and repeated recordings of student response. (Student must be present.) Examples of Direct Measures:

- ☐ frequency count/event recording - number of times a behavior occurs during a specific, consistent time period
- ☐ time sampling/interval recording - number of intervals in which a behavior occurs
- ☐ duration recording - measurement of how long the behavior occurs between initiation of response and conclusion
- ☐ latency recording - measurement of time between a prompt and start of the task
- ☐ scatterplot - a chart used to determine patterns of targeted behavior(s) related to a specific class or school activity across time. For example, a schedule may be divided into 15-minute increments during a two-week period for charting occurrence of the target behavior
- ☐ ABC recording (analysis) - antecedent, behavior, consequence
- ☐ anecdotal recording - narrative recording of events occurring during a specific time or setting. *It must be paired with another Method of Measurement.*
- ☐ checklist - a list of specific behaviors used to measure consistency and completeness in carrying out a task (can be observed and therefore, is a direct measure)
- ☐ running record - tool used to measure oral reading decoding skills

Indirect Measures involve using scoring criteria to review student performance without observing the student during the performance. Examples of Indirect Measures:

- rubric – a scoring guide that describes performance on a scale from desired performance to undesired performance. It uses both qualitative and quantitative descriptions, either analytically by assessing components of a finished product or holistically by assessing student's work as a whole
- goal attainment scaling – a scoring guide to rate student performance on a point scale from least to most favorable
- ☐ teacher interview - summary of teacher input toward student performance on a given behavior in a structured format to be included with additional methods of measurement
- ☐ checklist - list of specific behaviors used to measure consistency and completeness in carrying out a task (can be applied to permanent product such as work samples, therefore, it is an Indirect Measure)
- employer/employment specialist interview – summary of employer/specialist input toward student performance on essential skills or employability skills checklist in worksite setting
- ☐ scoring guide (point value to determine percent correct from selected responses and short answers)
- ☐ permanent product - actual products of a targeted skill/behavior (point value to determine percent correct within selected responses and short answers)
- teacher-made tests – tests and other measures that are planned, assembled, written or otherwise prepared by teachers for use with particular groups of students
- student self-monitoring – documents student behavior through self-reporting

Authentic Assessment measures a student's performance in tasks and situations that resemble real-life tasks and situations. **These must be paired with another method of measurement.** Examples of Authentic Assessment:

- student interview/conference– student input on his/her performance toward a targeted skill/behavior
- oral interview – a structured format through development of key questions to assess student's attainment of skills and to identify misconceptions
- portfolio – documentation of student performance through a collection of work samples demonstrating specific outcomes
- ☐ work samples - evidence of student performance through actual student work (writing entries, math computations, projects, audio recordings of student reading, responses to questions)
- annotation – a statement included within a student work sample that indicates student performance toward a targeted skill

Benchmarks/Short-Term Instructional Objectives

[707 KAR 1:320 §5\(7\)\(c\)](#), [34 CFR 300.320\(a\)\(2\)\(ii\)](#)

IDEA regulations only address the student's progress toward measurable annual goals. Federal and Kentucky regulations require benchmarks or short-term objectives for students with disabilities participating in the Alternate Assessment program, which is aligned to alternate achievement standards. [34 CFR 300.320\(a\)\(2\)\(ii\)](#). District policies and procedures provide guidance regarding the selection of benchmarks or short-term objectives.

Benchmarks are increments of learning which demonstrate progress toward the measurable annual goal.

Short-Term Objectives are intermediate steps, which break measurable annual goals into discrete, measurable skill components. Like a measurable annual goal, a short-term objective consists of six components:

- ☐ Audience
- ☐ Behavior
- ☐ Circumstance
- ☐ Degree/Criterion
- ☐ Evaluation/Method of Measurement
- ☐ Frequency of data collection

Benchmarks/short-term objectives must relate directly to the measurable annual goal and provide a means of measuring progress toward the goal; however, they do not account for every skill or increment of instruction associated with the measurable annual goal. The [Deconstructed Standards](#) are helpful documents to assist ARCs in breaking down a measurable annual goal into discrete skills that will help a student make progress toward achieving the measurable annual goal (task analysis). For some functional goals, other tools may assist in task analysis, such as commercially available or teacher-developed scope and sequence charts or assessments.

The Number of Benchmarks or Short-Term Objectives

The ARC is not required to develop a specific number of short-term objectives or benchmarks for a measurable annual goal. The number is based on the needs of the student and the instructional goal. Benchmarks/short-term objectives must relate directly to the measurable annual goal and provide a means of measuring progress toward the goal.

The number of objectives or benchmarks is influenced by the student's pace of learning as demonstrated on previous progress data. Students needing intense levels of modeling, guided practice and generalization instruction may require lengthier periods of time within an objective or benchmark.

Construction of Benchmarks or Short-Term Objectives

Benchmarks or short-term objectives may be constructed in different ways:

- ☐ subcomponents of the whole
- ☐ discrete skills within the whole
- ☐ gradual increase in the level of mastery or competence (increasing the difficulty of the material)
- ☐ gradual increase in the complexity of circumstance (structure of the setting where the student demonstrates the skill or fading of review prior to demonstration of the skill)
- ☐ gradual decrease in supports (fading prompts from full physical to partial physical to verbal to visual)

Postsecondary Transition

[707 KAR 1:320 §7, 34 CFR 300.320 \(b\)](#)

Transition services are defined as a coordinated set of activities that are updated annually. The transition planning process is student centered, student driven and embedded throughout the IEP process. In Kentucky, the process of planning postsecondary transition services begins when the student is in the 8th grade or age 14, whichever occurs first. The student is invited to each ARC meeting where transition services are to be discussed.

Coordinated transition activities:

- ☐ are results oriented
- focus on improving the student's academic and functional achievement
- facilitate the student's movement from school to postsecondary school activities
- ☐ are based on the results of age-appropriate transition assessments
- consider the student's needs, strengths, preferences and interests

Transition Assessments

The first step for IEP development for students age 14 or older begins with transition assessments. The transition assessments must be age appropriate, which means the measure reflects the student's chronological age rather than developmental age.

Assessments may include:

- ☐ Individual Learning Plan (ILP) career assessments
- ☐ behavioral assessment information
- ☐ aptitude tests
- ☐ interest and work values inventories
- ☐ intelligence tests and achievement tests
- ☐ personality or preference tests
- ☐ career maturity or readiness tests
- ☐ self-determination assessments
- ☐ work-related temperament scales
- ☐ transition planning inventories
- ☐ learning style inventories
- ☐ student/parent surveys or interviews
- ☐ vocational assessment
- ☐ student portfolio
- ☐ career aptitude

The ARC utilizes information collected from transition assessments to develop the present level areas, postsecondary goals, measureable annual goals, SDI and SAS. The ARC documents the discussion of transition assessments in the Conference Summary.

Transition Service Needs

For students in the 8th grade or age 14 and older, a multi-year course of study aligned with the student's ILP, is developed to indicate courses to be taken from the current year to the student's expected year of exiting high school. The multi-year course of study is needed to assist the student in reaching postsecondary goals. The ARC documents the discussion of the multi-year course of study aligned with the student's ILP in the Conference Summary.

By the student's 16th birthday, or younger if appropriate, a statement of needed transition services that includes strategies/activities to assist the student to obtain the postsecondary goal, is documented in the present levels of the IEP. Transition needs include the following areas:

- ☐ instruction (including work-based learning experiences)
- ☐ related services
- ☐ community experience
- ☐ preparation for employment (including work-based learning experiences)
- ☐ post-school adult living objectives
- ☐ acquisition of daily living skills, if appropriate
- ☐ provision of a functional vocational evaluation, if appropriate

Postsecondary Goals

By the student's 16th birthday, or younger, if appropriate, measurable postsecondary goals are developed. The postsecondary goal aligns to transition assessments and must include the student's future plans for education/training, employment and, if appropriate, independent living skills. Postsecondary goals must be measurable and intended to occur after graduation.

Template for Postsecondary Goal for Education/Training and Employment:

After graduation, _____'s goal is to _____ to be able to _____.
Student Name Education/training behavior Specific employment behavior

Template for Postsecondary Goal for Independent Living:

After high school, _____'s goal is to _____.
Student Name Independent living behavior – where & how

Examples for Training/Education and Employment:

- 1. After graduation, John's goal is to enroll in courses at the Community and Technical College to be able to work in the field of medical technology as a lab technician.*
- 2. After graduation, Jodi's goal is to enroll in a job training program to be able to work as a cashier at the local hardware store.*
- 3. After graduation, John's goal is to receive on the job training to be able to work as a car assembly technician at the local manufacturing plant.*

Examples for Independent Living:

- 1. Upon completion of high school, Kevin's goal is to be able to independently prepare for work each day, including dressing, making his bed, making his lunch and accessing transportation.*
- 2. After high school, Marty's goal is to receive specialized training in academic, functional and occupational preparation from Vocational Rehabilitation to be able to work in supported employment.*

Transition Services and Agency Responsible

By the student's 16th birthday, or younger, if appropriate, the ARC documents the transition services needed by the student to reasonably enable the student to reach postsecondary goals. The ARC discusses and documents, whether the student needs transition services and activities (instruction, related services, community experiences and work-based learning) as part of the IEP, to prepare the student for adulthood.

If an outside agency is to *provide* postsecondary services, that agency is invited to the ARC meeting. The ARC must obtain *signed consent* from the parent or emancipated youth *PRIOR* to inviting the outside agency. If the ARC determines it is not necessary to invite an outside agency, the ARC documents the decision in the Conference Summary.

Transition Service Examples:

Transition Services and Agency Responsible (By age 16, or younger, if appropriate and thereafter)	
Transition Service	Agency Responsible
multi-year course of study as outlined in ILP	high school/district
opportunity to attend transition fair or career fair at school or in the community	high school/district
information about supported employment agencies and services	high school/district
opportunities to practice completing job applications and interviewing skills	high school/district
Vocational Rehabilitation will determine eligibility for Office of Vocational Rehabilitation services	Vocational Rehabilitation
Opportunities for work-based learning experiences at school or in the community	high school/district

Measurable Annual Goals Related to Transition Service Needs

By the student's 16th birthday, or younger, if appropriate, the ARC must determine how the measurable annual goal(s) relate to the student's transition service needs. If the IEP includes only one measurable annual goal, the goal must address **both** education/training **and** employment. If the IEP includes more than one measurable annual goal, education/training must be addressed in one or more of the measurable annual goals **and** employment must be addressed in one or more of the measurable annual goals.

- ☐ Education/Training (**required**)
- ☐ Employment (**required**)
- ☐ Independent Living (if applicable)

For the IEP to be in effect by the child's 16th birthday and thereafter:

This annual goal will reasonably enable the student to meet the student's postsecondary goal in the area(s) of:

- ☐ Education/training ☐ Employment ☐ Independent Living

When developing the IEP, the ARC should discuss the anticipated date of graduation or aging out and document the discussion in the conference summary.

Age of Majority

[707 KAR 1:320 §5\(14\)](#), [34 CFR 300.320\(c\)](#)

At least one year prior to the student reaching the age of majority, the IEP includes a statement that the student and parent have been informed the student's rights will transfer to the student. In Kentucky, the age of majority is 18 years of age.

Example of statement

One year before the student reaches age 18, the student and parent have been informed of the student's rights under Part B of the Individuals with Disabilities Education Act, if any, that will transfer on reaching the age of majority. Date student was first informed of the transfer of rights:

Reporting Progress

[707 KAR 1:320 §5\(13\)\(b\)](#), [34 CFR 300.320\(a\)\(3\)\(ii\)](#)

The ARC must determine when periodic progress reports will be provided to the parents.

Reporting Progress

☐ Concurrent with the issuance of Report Cards

☐ Other: Specify:

Specially Designed Instruction

[707 KAR 1:002 §1\(58\)](#), [34 CFR 300.39\(b\)\(3\)](#)

[707 KAR 1:320 §5\(8\)](#), [34 CFR 300.320\(a\)\(4\)](#)

Specially Designed Instruction (SDI) in its simplest form is “**what the teacher does**” to instruct, assess and re-teach the student. The SDI describes what the teacher does to adapt the content, the methodology or the delivery of instruction to address the unique needs of a student with a disability and ensure access to the general curriculum.

Specially designed instruction is:

- ☐ **necessary** for the student to make progress toward the measurable annual goal, rather than merely beneficial
- ☒ planned, designed and initially delivered by a **special education teacher or a speech-language therapist only if the student's category of disability is speech/language**
- ☐ required to a **degree or intensity** not available for all students
- ☐ **instruction** required for the student to learn to use an assistive technology device, material, strategy or service

Specially Designed Instruction Examples:

time delay strategies
modeling how to respond to visual prompts
direct Braille code instruction
pre-teaching critical information and vocabulary
instruction in social skills strategies

For additional examples, see the [IEP and Lesson Plan Development Handbook](#).

SDI must be provided by a teacher who is certified in special education. A general education teacher, who is not appropriately certified in special education, must not be the sole implementer of SDI. A general education teacher may work with a special education teacher to implement SDI with students for whom they share responsibility.

In a co-taught setting, the special education teacher must take the partnership lead in the planning, designing, initial delivery and monitoring of the SDI outlined in the student's IEP. The general education teacher supports SDI after initial delivery by the special education teacher. The general education teacher may replicate and extend SDI to provide for generalization of targeted skills and behaviors in the general education environment.

Paraprofessionals are **not** able to provide SDI, as they are not certified teachers. Paraprofessionals serve an important supportive role, as they act under the direct guidance and supervision of a special education teacher. Adequate training must be provided to paraprofessionals for functions expected in the supportive role (review or reinforcement of skills or concepts). Routine monitoring of student performance by a special education teacher must occur to ensure student progress toward measurable annual goal(s) is maximized during supportive activities conducted by a paraprofessional. Paraprofessionals are not the initial implementer of SDI, as they are not certified or licensed.

Supplementary Aids and Services

[707 KAR 1:002 §1\(61\)](#), [34 CFR 300.42](#)
[707 KAR 1:320 §5\(8\)](#), [34 CFR 300.320\(a\)\(2\)\(4\)](#)

Supplementary Aids and Services (SAS) is “what the student needs” to learn. SAS includes strategies, aids, services and other supports provided in the general education environment or other educational settings to gain access to the general curriculum, as indicated by student performance data. The decisions for SAS are supported by student performance data and are based on student needs related to the disability in order to make progress toward measurable annual goals. Given the adverse effect, a student with a disability requires SAS. This section may not be left blank. “None needed” is not an acceptable response.

Supplementary Aids and Services are needed:

- ☐ for the student to advance appropriately toward attaining measurable annual goal(s)
- ☐ for the student to be involved and make progress in the general curriculum
- ☐ for the student to participate in extracurricular and other nonacademic activities
- ☐ for the student to be educated and participate with other students with and without disabilities
- ☐ for the student to participate in work-based learning

Examples of SAS to be provided to the student or on behalf of the student may include:

- visual prompts
- previewing questions
- advanced organizers
- listening guides
- large print materials
- Braille
- reader
- scribe
- manipulatives
- extended time—double time or time and a half
- interpreter
- reinforcement and behavior modification strategies
- paraphrasing
- calculator
- use of technology
- scaffolding

For additional examples, see the [IEP and Lesson Plan Development Handbook](#).

Assessment Accommodations

[703 KAR 5:070](#), [707 KAR 1:320 5\(10\)](#), [34 CFR 300.320 \(a\)\(6\)](#)

The ARC may identify assessment accommodations for the student to participate in state-required assessments, district-wide assessments and classroom assessments, if they are used consistently as a part of the student's routine instruction.

ARC decisions for assessment accommodations are supported by student performance data documented in the IEP:

- ☐ Present Levels
 - a comparison of the student's performance using an accommodation and without using an accommodation (Student answers 10 out of 15 questions correctly on grade-level text with a reader. Student then answers 2 out of 15 questions correctly without a reader on a grade-level text.)
- ☐ Measurable Annual Goals
 - a measurable annual goal to support the accommodation (a goal in the area of reading if the student has a reader)
- ☐ Specially Designed Instruction
 - SDI to support the accommodation (instruction in how to use a reader, instruction in reading decoding, instruction in how to use a tactile display calculator)
- ☐ Supplementary Aids and Services
 - SAS to support the accommodation (reader)

Accommodations shall be individualized and specifically designed to aid the student as the student learns, then ***faded or reduced*** as the student gains/demonstrates increased skill and greater independence. Accommodations are related to the individual student's needs and the impact of the disability on specific areas of learning.

Accommodations are a part of the student’s regular instructional routine and are **not** used or introduced only for the purpose of the state-required assessment.

General Conditions for Using Accommodations:

The ARC determines which accommodations, if any, are necessary to provide individualized support to students based on current supporting data/evidence. The ARC determines if the accommodations are effective and how to fade the accommodations as appropriate.

- ☐ Accommodations for many students may be considered transitional strategies and must be faded as the student gains the skills necessary for an independent level of academic performance.
- ☐ Accommodations do not impact the content validity being measured.
- ☐ Accommodations are age-appropriate and clearly described.
- ☐ Accommodations are for the purpose of the student accessing the general education curriculum.
- ☐ Accommodations allow students to demonstrate what they know and are able to do.
- ☐ Accommodations are based on the individual needs of the student, not on a disability category.
- ☐ Accommodations do not substitute for high-quality instructional practices.
- ☐ Evaluation information and ongoing progress data support the need for accommodations in the specified area of need.
- Accommodations are part of the student’s ongoing instructional program and are not introduced immediately prior to the state-required assessments.
- ☐ The use of technology is the first accommodation considered before adult accommodation (reader, scribe) if feasible.

Conditions for Specific Accommodations:

There are a variety of accommodations that may be appropriately used for students with disabilities on the state-required assessments, district-wide assessments and classroom assessments. Examples:

- ☐ use of assistive technology
- ☐ manipulatives
- ☐ reader
- ☐ scribe
- calculator (any calculator other than a standard calculator should be specified on “Other, specify:”)
See the [Unapproved Calculator Guidance document](#) for more information
- ☐ paraphrasing
- ☐ extended time
- ☐ reinforcement and behavior modifications strategies
- ☐ interpreter for students who are deaf or hard of hearing

Accommodations for State/Classroom Assessments
Accommodations for Administration of State Assessments and Assessments in the Classroom

☐ ARC determined no accommodations needed

In order to justify appropriateness of accommodations for any state mandated tests, the testing accommodations must be used consistently as part of routine instruction and classroom assessment as well as meet all additional requirements established by the **Inclusion of Special Populations in the State-Required Assessment and Accountability Programs, 703 KAR 5:070** document.

NOTE: The Kentucky Administrative Regulations regarding accommodations on state testing dictate whether a student may use a particular accommodation during the administration of state tests. Any IEP test accommodation that the regulations determine will invalidate a particular test or type of test **shall not** be utilized in administration of such tests to the student.

<input type="checkbox"/> Readers	<input type="checkbox"/> Scribes
<input type="checkbox"/> Paraphrasing	
<input type="checkbox"/> Reinforcement and behavior modification strategies	
<input type="checkbox"/> Manipulatives	<input type="checkbox"/> Use of Technology
<input type="checkbox"/> Braille	<input type="checkbox"/> Interpreters
<input type="checkbox"/> Extended time	<input type="checkbox"/> Calculator
<input type="checkbox"/> Time and a Half	
<input type="checkbox"/> Double Time	
<input type="checkbox"/> Other, specify:	

Alternate Assessment

For more detailed information, please see the [Alternate K-PREP Training and Instructional Resources page](#) on the KDE website.

The ARC determines annually if the student meets all criteria for eligibility for the Alternate Assessment, using the [Kentucky Alternate Assessment Participation Guidelines](#). The discussion is documented in the Conference Summary and the decision is documented in the IEP.

ARCs must consider a student's individual characteristics when determining whether a student with a disability should participate in the general assessment with or without accommodations, or in the alternate assessment.

As reflected in the *Kentucky Alternate Assessment Participation Guidelines*, to participate a student **must meet all** of the following criteria:

1. **The student has an individualized education program and receives special education services.** Review of the eligibility determination forms and current individualized education program indicates that the student is eligible.
2. **The student has a significant cognitive disability.** Review of student records indicate a disability or multiple disabilities that significantly impact intellectual functioning and adaptive behavior essential for someone to live independently and to function safely in daily life. **Review of exclusions were considered.** The ARC decision for the student to participate in the Kentucky Alternate Assessment is not primarily the result of: excessive or extended absences; disability related to visual or auditory disabilities, emotional-behavioral disabilities, specific learning disabilities, speech and language impairment; native language, social, cultural, and economic differences; those identified as English Language Learners (ELL); pre-determined poor performance on the grade-level assessment; the student displays disruptive behaviors or experiences emotional duress during testing; administrator decision or educational environment or instructional setting.
3. **The student requires extensive direct individualized instruction and substantial supports to achieve measurable gains in the grade and age-appropriate curriculum.** The student:
 - requires extensive, repeated, individualized direct instruction and support that is not of a temporary or transient nature across multiple settings, and
 - requires intensive accommodations, modifications and assistive technology to access and make progress in the KAS and to acquire, maintain, generalize, demonstrate and transfer skills across multiple settings. **The student will receive instruction based upon Kentucky alternate achievement standards while participating in the alternate assessment. All data sources reviewed can be verified with supporting documentation.**

Procedures for the Inclusion of Special Populations in State-Required Assessment and Accountability Programs (see 703 KAR 5:070) were revised and approved in February 2014. The regulation and training materials are posted on KDE's website.

ARC Eligibility Determination:

1. The student meets the participation guidelines for KY Alternate Assessment as a student with a significant cognitive disability and is eligible to receive instruction based upon alternate academic achievement standards and participate in the KY Alternate Assessment as indicated above.

All data sources referenced can be verified with supporting documentation.

☒ Yes ☐ No

Response (*Answer to Eligibility Determination*)

☐ **NO. Stop here.** The student is **not eligible** to participate in the KY Alternate Assessment. The ARC must determine state approved accommodations (as set forth in 703 KAR 5:070) in the general assessment, if any, refer to the accommodations and modifications form. Document on IEP and conference summary.

☒ **Yes.** All participation Criterion #1 - #4 are answered Yes, the student is eligible to participate in the KY Alternate Assessment. **Continue with documentation form below.**

Statement of Eligibility:

☒ Supporting Comments (*required*)

Program Modifications and Supports for School Personnel

[707 KAR 1:320 §5\(8\)](#), [34 CFR 300.320\(a\)\(4\)](#)

The ARC identifies program modifications and supports for school personnel that are to be provided on behalf of a student to:

- ☐ advance appropriately toward attaining the measurable annual goals
- ☐ be involved and progress in the general curriculum
- ☐ participate in extracurricular and other nonacademic activities, and
- ☐ be educated and participate with other students with and without disabilities.

Program Modifications include the use of school time and use of school staff. It may be changes to the environment to address individual health needs, actions taken by personnel to minimize distractions or adult support needed for things such as toileting, feeding, dressing or transitions.

Support for school personnel may involve specialized training for any staff who come in contact with the student, including bus drivers, paraprofessionals, general and special education teachers, related service providers and cafeteria workers.

Teacher consultation is a support for school personnel. Consultation occurs when a special education teacher or related service provider meet on a ***regularly scheduled*** basis with a general education teacher regarding instructional needs (academic or behavioral) of a student with an IEP. Consultation is provided to coordinate and plan supports to extend SDI into the general education setting. This typically happens as the student is working toward generalization of measurable annual goals across settings.

When a student is maintaining expected progress with the appropriate supports in the general education setting, the ARC should develop and implement a plan for promoting student independence and the fading of supports and services. This plan may include consultation, with a possible release from special education as the goal.

When the ARC determines consultation is appropriate, consultation is documented and described in the Program Modifications and Supports for School Personnel section of the IEP. Consultation is not included in the Special Education Services section of the IEP. Since students with IEPs require SDI to meet eligibility guidelines under IDEA, **consultation can only be provided with SDI. It cannot be the service on the IEP.**

Accommodations and SAS are **NOT** program modifications or supports for school personnel.

If the ARC determines no program modifications and supports for school personnel are needed, the ARC documents that none are needed at this time.

See examples on next page.

Program Modifications/Supports for School Personnel that will be provided:

☐ Not needed at this time.

Examples of Program Modifications (across all settings):

- ☐ private/supervised environment for addressing individual health needs (catheterization)
- ☐ school staff will minimize distractions, for example covering distractible items within sight during whole group instruction
- ☐ adult support across all settings (toileting, feeding, dressing, transitions)

Examples of Supports for School Personnel:

- ☐ Teachers and assistants will be trained on the use of the communication system.
- ☐ School personnel will be oriented to a highly structured behavior support program.
- ☐ Consultation between the Speech/Language pathologist and general education teacher or special employment specialist regarding use of the communication system once per quarter.
- ☐ Consultation between the special education teacher and employment specialist regarding supports needed for work-based learning.
- ☐ The special education teacher will consult on a monthly basis with the social studies and science teachers to promote John's independent use of graphic organizers.
- ☐ School personnel (classroom teacher, instructional assistant, related services personnel) will be trained on visual supports.
- ☐ Staff training, including bus staff, on seizure protocol and emergency evacuation.
- ☐ School personnel will be trained in the use of safe physical management techniques.
- ☐ Consultation between the classroom teachers and the DJJ staff regarding the student's progression through the behavior system.
- ☐ School personnel oriented to the structured behavior support program.

Least Restrictive Environment

[707 KAR 1:350](#), [34 CFR 300.114](#)

Least Restrictive Environment (LRE) means, "To the maximum extent appropriate, students with disabilities are educated with students who are non-disabled. Special classes, separate schools or removal from the general education environment occurs only if education in the general education environment, with the use of supplementary aids and services, cannot be satisfactorily achieved due to the nature and severity of the disability."

The ARC must consider the continuum of placement options to meet the needs of students with disabilities for special education and related services. The continuum includes:

- ☐ instruction in the general education setting (with co-teaching)
- ☐ special classes (resource or self-contained settings)
- ☐ special schools
- ☐ home instruction
- ☐ Instruction in hospitals/institutions

A student's LRE is:

- ☐ determined at least annually
 - based on the student's IEP
 - as close as possible to the student's home.

Unless the IEP of a student with a disability requires some other arrangement, the student *shall be* educated in the school the student would attend if nondisabled. Districts shall not move an entire classroom of students to a school that is not age appropriate, based on administrative convenience such as lack of teaching staff. Doing this violates both the IDEA's mandate that students be educated in an age-appropriate setting and the requirement that educational decisions for students with disabilities are based on individual student needs.

In selecting the LRE, consideration is given to any potential harmful effects on the student or on the quality of services. A student shall not be removed from an age-appropriate general education setting solely because of needed modifications in the general curriculum. The ARC must also ensure a student with an IEP participates with nondisabled children in nonacademic and extracurricular services and activities to the maximum extent appropriate to the needs of the student.

LRE decisions are based on the student's needs, the student's expected outcomes and the educational program. The ARC discusses placement for delivery of the IEP services. It documents the LRE decision in four places:

- ☐ IEP LRE section (see examples on next page)
- ☐ IEP Special Education Services and Related Services sections (see pages 62 and 64)
- ☐ Conference Summary, Placement Options and Decisions section
- ☐ Conference Summary, Consideration of Potential Harmful Effects section

Specific to DJJ Facilities

Although the setting documented on the IEP will be hospitals/institutions, the ARC must consider the continuum of placement options within that setting to meet the needs of students with disabilities. The ARC must make individualized placement decisions. The ARC may not routinely place all students with disabilities in correctional facilities in classes that include only students with disabilities. This may include having special education and general education teachers co-teach in the regular classroom or may include having a special education teacher teach within a resource setting.

IEP LRE Section

These samples illustrate options for documenting placement decisions in the IEP.

Least Restrictive Environment (LRE) and General Education

Explain the extent, if any, to which the student will not participate in general education (content area):

Examples of two different formats for writing LRE statement:

- ☐ For a student who receives most core content classes in general education, the explanation may state:
Sarah will not participate in general education for language arts. She will receive language arts instruction in the resource room. OR

Special Education: Language Arts

General Education: Math, Social Studies, Science, Related Arts

- ☐ For a student who receives instruction in a content area in the general education classroom with co-teaching and SDI in a resource room, the explanation may state:
Josh will receive all core content in the general education classroom with co-teaching in language arts. He will also receive language arts instruction in the resource room. OR

Special Education: Language Arts

Co-Teaching: Language Arts

General Education: Math, Social Studies, Science, Related Arts

- ☐ For a student who receives speech services only, the explanation may state:
Bobby will participate in all general education core content classes. He will be removed from the general education non-core classes for two periods a week to receive speech services in the resource setting. OR

Special Education: Speech

General Education: All Core Content Classes

- ☐ For a student who receives all educational services in general education classes with co-teaching for Language Arts, the explanation may state:
Sandi will participate in all general education classes with co-teaching in language arts. OR

Co-Teaching: Language Arts

General Education: Math, Social Studies, Science, Related Arts

- ☐ For a student who participates most of the day in the resource setting, the explanation may state:
Kris will not participate in the general education core content classes of math, reading, science and social studies. She will receive instruction for her core content classes in the resource setting. OR

Special Education: All Core Content Classes

General Education: Electives

- ☐ For a student who participates in a social skills program, the explanation may state:
Joe will receive all core content instruction within the general education environment. He will be removed from the general education environment daily during non-core content classes for social skills instruction. OR

Special Education: Social Skills Instruction

General Education: All Core Content Classes

Special Education Services

[707 KAR 1:320 §5\(12\)](#), [34 CFR 300.320\(a\)\(7\)](#)

Special Education Services means the SDI services identified through the development of the IEP. Upon completion of the IEP, the ARC determines the frequency and duration of services, the service provider and the location in which the services will be delivered.

NOTE: Teacher consultation is documented and described in the Supports for School Personnel section of the IEP. Consultation **must not** be included in the Special Education Services section of the IEP.

1. **Service Minutes/Duration:** List the number of minutes the service will be provided per session in each Service Period. This is the anticipated amount of time in terms of minutes, hours or blocks of time.
 - In a special education setting, list the number of minutes a student is present. The special education teacher is solely responsible for instruction.
 - In a co-teaching setting (general education classroom), list the number of minutes for SDI. Service minutes may not be the entire block of time scheduled for a total class period. Rather the service minutes represent a subset of time within the class period needed to provide SDI to a specific student within the larger curricular framework planned for the entire general education classroom.
2. **Service Frequency:** Document how often the student will receive the services per service period.
3. **Service Period:** Identify the service period as daily, weekly or monthly.
4. **Start Date:** List the date (month/day/year) the services will begin.
5. **End Date:** List the date (month/day/year) the services are anticipated to end.
6. **Service Provider:** Select the position of each person responsible for implementing the services from the service provider dropdown list.

NOTE: The co-teaching service delivery is provided by a general education and special education teacher in the general education setting. (SDI is *initially delivered by the special education teacher* and extended by the general education teacher.)

7. **Location:** Identify the setting (general education classroom, resource room, separate class) in which the service(s) will be provided. Include the content class (ELA, Math) in which the student will receive SDI.

IEP Special Education Services

These samples illustrate options for documenting special education service decisions.

	Anticipated Frequency and Duration Of Service						Service Provider (by Position)	Location (general education classroom, resource room, separate class)
	Service Minutes (per service frequency)		Service Frequency (number of times provided per service period)		Service Period (daily, weekly, monthly, annually)	Start Date	End Date	
Special Education	60	minutes	1	times per	day	9/16/20xx	9/15/20xx	special education teacher resource room for reading
	35	minutes	1	times per	day	9/16/20xx	9/15/20xx	special education teacher general education setting, co-teaching math 2 of 3 trimesters (60 day trimesters)
	20	minutes	4	times per	week	9/16/20xx	9/15/20xx	special education teacher general classroom, co-teaching for ELA
	30	minutes	2	times per	week	9/16/20xx	9/15/20xx	special education teacher resource room for social skills instruction

Related Services

[707 KAR 1:002 §1\(51\)](#), [34 CFR 300.34](#)
[707 KAR 1:320 §5\(12\)](#), [34 CFR 300.320\(a\)\(7\)](#)

Related services include, but are not limited to, transportation and such developmental, corrective or supportive services required to assist a student with a disability to benefit from special education. It includes speech-language pathology and audiology services, interpreting services, psychological services, physical and occupational therapy, recreation including therapeutic recreation, early identification and assessment of disabilities in students, counseling services including rehabilitation counseling, orientation and mobility services and medical services for diagnostic or evaluation purposes. Related services also means school health services and school nurse services, social work services in school and parent counseling and training.

Related services may be provided directly to the student or on behalf of the student. When deciding the appropriate service delivery for a student, the ARC must determine the LRE. The frequency of related services should be specific enough to communicate accurately to all team members how services will be delivered, but should permit flexibility for integration of services across a variety of education settings and the student's school day.

Related services may be provided through a team approach. Team members share information, strategies and techniques to assure continuity of services and generalization of the skill by the student. Educational strategies and interventions are developed and implemented jointly by the ARC members, including the student when appropriate.

Related services may vary over time. Student therapy needs may differ in intensity and focus during the student's school years and could differ in intensity within a school calendar year. These fluctuations are reflected in the IEP, based on the immediate educational needs at any time during the student's course of study.

For more information see, [Guidance for the Related Services of Occupational Therapy, Physical Therapy and Speech/Language Therapy in Kentucky Public Schools](#), November 2012

The ARC determines and documents the type, frequency and duration of related services, the service provider(s) and the location in which the services will be delivered.

1. **Type of Service:** Identify the type of related service. It may include speech/language therapy, occupational therapy, transportation, counseling, orientation and mobility, psychological services, parent education, interpreting, physical therapy, recreational therapy and travel training.
2. **Service Minutes/Duration:** List the number of service minutes. The service will be provided per session in the service period. This is the anticipated amount of time in terms of minutes, hours or blocks of time.
3. **Service Frequency:** Document how often the student will receive the services per service period.
4. **Service Period:** Identify the service period as daily, weekly or monthly.
5. **Start Date:** List the date (month/day/year) the services will begin.

6. **End Date:** List the date (month/day/year) the services are anticipated to end.
7. **Service Provider:** Select the position of each person responsible for implementing the services from the service provider dropdown list.
8. **Location:** Identify the setting (general education classroom, special classroom, community, schoolwide) in which the service(s) will be provided. Related services may be provided in a variety of locations (cafeteria, playground, special class). When a variety of locations will be utilized, schoolwide may be used as the location for implementation of related services.

IEP Related Services

These samples illustrate options for documenting related service decisions.

Related Services:									
Type of Service	Anticipated Frequency and Duration of Service							Service Provider (by position)	Location (general education classroom, resource room, separate class)
	Service Minutes (per service frequency)		Service Frequency (number of times provided per service period)		Service Period (daily, weekly, monthly)	Start Date	End Date		
occupational therapy	30	minutes	1	times per	month	9/16/20xx	9/15/20xx	occupational therapist	general education environment
speech/ language therapy	30	minutes	1	times Per	week	9/16/20xx	9/15/20xx	speech/Language therapist	resource room
physical therapy	30	minutes	1	times per	week	9/16/20xx	9/15/20xx	physical therapist	schoolwide
transportation no lift	20	minutes	2	times per	day	9/16/20xx	9/15/20xx	bus driver	bus

Note: The data to support special transportation is documented in the Conference Summary.

Extended School Year Services

[707 KAR 1:290 Section 8, 34 CFR 300.106](#)

Extended School Year (ESY) means SDI and related services that are provided to a student with a disability beyond the normal school year in accordance with the student's IEP at no cost to the parents. [707 KAR 1:002 Section 1 \(26\)](#)

ESY is provided on an individual student basis for the purposes of maintaining a student's current skill level on measurable annual goal(s). ESY services are not designed to teach new skills nor to help the student make additional progress on measurable annual goals. ESY is designed to maintain a student's present level of performance. ESY is **not** limited to a particular category of disability. A district may not unilaterally limit the type, amount or duration of the services.

Local district procedures provide guidance for ARCs when determining ESY services.

ESY services are provided:

- beyond the district's normal school day, week or year
- at no cost to parents
- in accordance with the student's IEP

Determination of need and level of services is:

- an ARC decision
- based on individual need
- not based on disability category
- not "one size fits all"

A process for determining the need for ESY services may include any of the following.

- IEP implementer(s) collects progress data before and after a school break.
- ARC considers progress data and applies criteria for ESY services.
- If there is a need for ESY, the ARC determines ESY services for the specific measurable annual goal(s).

See examples on next page.

Extended School Year

Are extended school year services required for this student?

☐ Yes ☐ No ☐ More Data Needed

If the ARC determines ESY services are to be provided, describe the service and indicate to which measurable annual goal or goals the service is related. If the ARC determines no ESY services are to be provided, please document the reason(s) for this decision.

Examples:

☒ Yes ☐ No ☐ More Data Needed

Data indicated Patty regressed on measurable annual goal one and did not recoup skills in a reasonable time frame. Instruction will be provided to target skills in measurable annual goal one. See Conference Summary for a more detailed discussion.

☐ Yes ☒ No ☐ More Data Needed

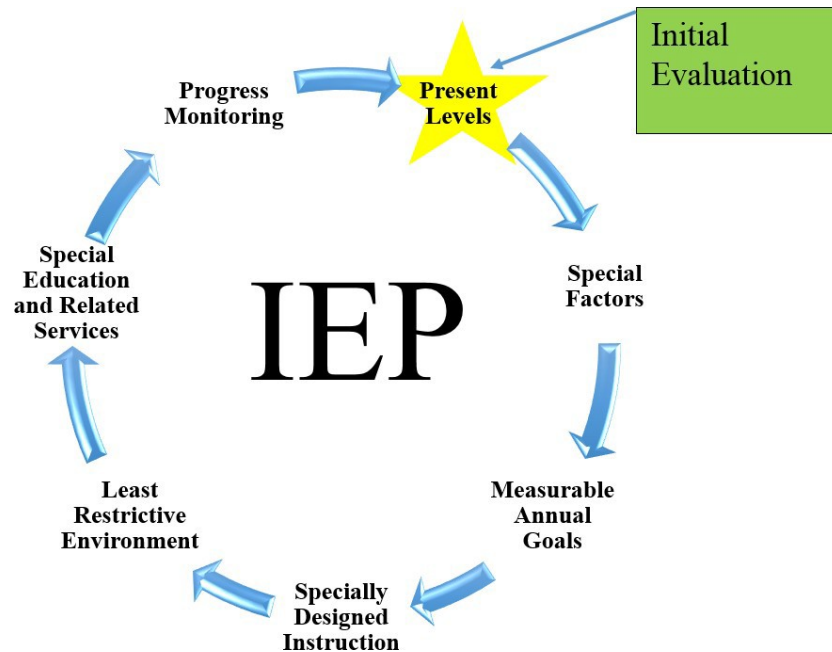
Analysis of progress data does not support ESY.

☐ Yes ☐ No ☒ More Data Needed

The student was just determined eligible for special education services OR
The ARC will collect and analyze additional data that will be recorded before and after breaks in instruction to monitor the need for ESY.

Progress Monitoring

[707 KAR 1:320 Section 9 \(1\)](#)



Progress Monitoring is the **ongoing** process of collecting and analyzing data to determine student progress toward specific skills or general outcomes outlined in the measurable annual goals, to make appropriate instructional decisions.

Progress Monitoring System includes the tools and methods used to collect, graph and analyze data; and ultimately measure progress to provide evidence of student performance specific to measurable annual goals.

Purposes of Progress Monitoring:

- measure and report progress toward measurable annual goal(s)
- determine the effectiveness of instructional services
- guide instructional decisions and make adjustments to SDI
- determine current level of academic or behavior performance
- provide data for the reevaluation process
- determine if the student continues to meet eligibility for special education AND needs SDI

Importance of Baseline Data

Baseline performance describes the student's current performance of a skill or strategy in measurable terms.

- words per minute
- % correct in 3 out of 5 trials
- # minutes to sustain a behavior
- performance level on a rubric
- level of prompts necessary to initiate a behavior

The method used to establish baseline performance should be the same method used to monitor progress. For example, if a running record is used to establish baseline for reading fluency, then a running record would be used for on-going progress monitoring.

Current baseline information in the Present Levels section should align to all measurable annual goals. For example, if a goal is written for behavior, the Present Levels should contain current baseline data on that specific behavior. Measurable annual goals should not be written in any area in which current baseline information is not documented in the Present Level.

Baseline data for an initial IEP are based on student performance data, evidence-based intervention data and instructional data. Baseline data for subsequent IEPs are based on IEP progress monitoring data. If a student with an IEP transfers to a school with no baseline data in the student's records, current baseline data will need to be collected.

Two Measures for Calculating the Baseline

The two measures for calculating a baseline score are:

- Median is used when probes are collected at a single data collection period. This measure is used for new students who transfer without baseline data or no previous progress monitoring data.
 - To find the median, order the list of numbers and the middle number is the median.
 - If there are an even number of scores, calculate the average of the two middle scores.
- Mean is used when data points can be collected over time. Collecting data points across time and settings is considered best practice.
 - Average by taking the arithmetic sum of all scores divided by number of scores.

Method(s) of Measurement

Evaluation/Method of Measurement is how the implementer measures the student progress toward each annual goal. The selected method of measurement needs to be practical and yield information that can be easily analyzed. See Method of Measurement section on page 46 for more information on each method.

Characteristics of efficient and effective data collection include:

- provides date of measurement (month, day and year)
- measures the behavior outlined in the annual goal
- provides for regular and frequent data collection
- uses an equivalent measure each time
- allows for analysis of performance over time
- requires a short amount of time for recording
- involves student in data collection, when appropriate (self-monitoring).

Four general methods of measurement used for Progress Monitoring are:

- Curriculum-Based Measurement
- Direct Measures
- Indirect Measures
- Authentic Assessment (cannot be used in isolation, requires another method of measurement)

Curriculum-Based Measurement

- Oral Reading Fluency Probe
- Math Computation Probe
- Match Concepts and Application

Direct

- Frequency Count/Event Recording
- Time Sampling/Interval Recording
- Duration Recording
- Latency Recording
- Scatterplot
- ABC Recording (analysis)
- Anecdotal Recordings
- Checklist
- Running Record

Indirect

- Rubric
- Goal Attainment Scaling
- Teacher Interview
- Checklist
- Scoring Guide
- Permanent Product
- Teacher Made Tests
- Student Self-monitoring

Authentic Assessment

- Student Interview/Conference
- Oral Interview
- Portfolio
- Work Samples
- Annotation

Collecting, Graphing and Interpreting Progress Data to Make Instructional Decisions

When developing an IEP, the service provider selects Methods of Measurement and develops specific measurement tools that align to and can measure each measurable annual goal (see page 46 for specific measurement examples). The service provider then develops or uses a computer-generated graph to capture all progress monitoring data collected from the specific measurement tool. When reviewing progress, evidence should include a graph along with the method of measurement tool(s) used to collect the data.

A graph should contain:

- title
- baseline
- criterion (measurable annual goal)
- aim line (desired rate of progress)
- trend line (actual progress data)
- data points with dates to include month, day, year (must match the frequency defined in each measurable annual goal)
- instructional changes documented on the graph.

Tools for Interpreting Progress Data

- trend line and aim line
By drawing the trend line (actual rate of progress) and the aim line (desired rate of progress), the two can be compared to determine progress.

Using Data Decisions to Report Progress to Parents

To determine the effectiveness of SDI, frequent analysis of data is critical. The analysis of data is essential when reporting progress to parents and must be more than a statement indicating that the student is or is not making progress. The analysis should include the student's progress in meeting the measurable annual goal, including starting and ending data points for that grading period. In addition, any instructional changes that occurred during that grading period and the reason they occurred should be noted. If any significant decreases or increases occurred during the grading period, an explanation should be provided.

Examples of progress reporting with analysis of data:

Example of student not progressing

John is currently not on target to meet his goal. His data indicated that an instructional change was needed due to scores dropping from 52% to 45%. On 01/25/20xx, Repeated Reading was added as a strategy to teach reading fluency. After three more data points, Choral Reading was added (02/25/20xx) as another instructional change was required due to scores dropping from 50% to 45%. Since this strategy has been implemented, John increased to 48% (from 45%). Progress will continue to be monitored utilizing this instructional strategy.

Example of student progressing

At the beginning of the reporting period, Charlie was not making progress toward his goal. On Nov. 15, due to scores of 49%, 48%, 45% and 48%, paired reading was added as an instructional strategy to increase reading fluency. Since that strategy began, Charlie has increased his scores to 62%. However, the two most recent data collection opportunities have shown a decrease. This could be due to Charlie missing several days of school with the flu. This strategy will continue being implemented and progress will continue to be monitored.

Example of a student meeting goal

Based on data, Lizzie is currently exceeding her goal. She began this progress reporting period producing /s/ sounds in all positions of words at 63% and is now producing them 80% of the time. The focus will now be on generalizing across all academic areas. Progress will continue to be monitored.

End of IEP Cycle (Annual Review Analysis)

The end of the IEP cycle analysis is to be completed once a year when the ARC is reviewing the IEP and developing a new IEP.

When completing the year-end analysis of progress toward measurable annual goals, the following information must be included. (This is typically documented in the conference summary).

- baseline at the beginning of the IEP cycle
- progress on measurable annual goal from baseline to end of the IEP cycle
- SDI utilized and if the strategies were effective or changes were made
- explanation of any significant decreases or increases in progress
- whether the student regressed or failed to recoup skills previously taught after breaks in instruction (ESY determinations)

Example of Annual Review Analysis

Brandon's baseline of answering comprehension questions at the 2nd grade level was 40%. His goal was to answer 5 comprehension questions at a 2nd grade level with 80% accuracy on 4 out of 5 occasions as measured with teacher-made tests and checklists.

During the first 6 weeks of his IEP cycle, Brandon initially made steady progress with the support of explicit instruction, modeling and visual strategies, which helped Brandon answer 4 out of 5 comprehension questions. As teacher assistance was faded, his progress toward the goal of answering comprehension questions decreased with three data points below the aim line. Instructional changes included teacher modeling, use of "think alouds" and visual strategies (story map).

Along with these instructional changes and his current SDI, Brandon began to make progress once again. Steady progress continued with Brandon meeting his goal of answering four out of 5 comprehension questions at 85% accuracy. Brandon did not show regression after breaks in instruction.

Appendix A - Measurable Verbs

Act	Discuss	Multiply	Seek out
Activate	Distinguish	Name	Select
Add	Divide	Open	Separate
Alphabetize	Draw	Order	Sequence
Approach	Drink	Organize	Share
Arrange	Dry	Outline	Sit
Ascend	Eat	Pedal	Sketch
Ask	Estimate	Pick	Skip
Attend (to)	Exchange	Pivot	Snip
Balance	Explain	Place	Solve
Bend	Express	Play	Sort
Blend	Extend	Point	Stack
Bounce	Feed	Predict	Stand
Build	Flex	Print	State
Button	Fold	Prioritize	Step
Calculate	Follow	Produce	Stoop
Catch	Gallop	Propose	String
Categorize	Generate	Protest	Subtract
Chart	Graph	Prove	Summarize
Choose	Grasp (a pencil)	Pull	Sustain
Cite	Group	Push	Take apart
Classify	Hold	Raise	Tell
Close	Hop	Rank	Throw
Combine	Identify (by pointing)	Rate	Tie
Compare	Imitate	Reach	Toss
Complete	Indicate	Read	Touch
Comply	Initiate	Rearrange	Trace
Compose	Join	Recall	Track
Compute	Jump	Recite	Transfer
Construct	Kick	Recount	Transition
Contrast	Label	Remain	Turn
Convert	Lace	Repeat	Turn-take
Copy	Lead	Respond	Twist
Count	Lift	Restate	Underline
Cover (mouth)	List	Retell	Unscrew
Crawl	Localize	Revise	Unwrap
Cut	Locate	Roll	Use
Define	Look	Rotate	Utilize
Descend	Maintain	Run	Verbalize
Describe	Manipulate	Say	Wait
Diagram	Match	Scoot	Wash
Dictate	Measure	Screw	Write
			Zip

This is not an exhaustive list, but is meant to give examples of verbs that are measurable.

Appendix B

Especially DECS

A weekly email update from the Division of Exceptional Children Services to Directors of Special Education on current issues, information and events. August 2, 2004 - Volume 1, Number 14

Question of the Week:

May specially designed instruction be provided in all academic areas to special education students who are only eligible only in discrete categories of disability? For example, may a student who has a learning disability in one area of LD receive specially designed instruction in all academic areas?

Answer:

No. Specially designed instruction is provided only in the area(s) of IDEA disability as determined by student evaluations, since these are the sole areas in which the ARC can demonstrate that the disability has an adverse effect on the student's educational performance.

The IEP should have specially designed instruction in academic subjects only in areas related to the disability. However, it may be appropriate for the ARC to embed IEP goals and objectives related to the disability into the content for other academic areas. It is also appropriate to provide the student with supplementary aids and services for other academic areas not related to the student's disability, to assist the student with content.

Example: If a student has been determined eligible for a learning disability solely in the area of reading comprehension, the student is not eligible for specially designed instruction in math computation. The student with a reading comprehension disability would have an IEP with goals and objectives that address reading comprehension. The student may also have reading comprehension goals for math, social studies or science - that is, any Area in which reading comprehension adversely affects that student's academic performance - in order for the student to comprehend written math problems or the science and social studies material.

For students who are eligible under the category of speech and language impairment only, the ARC must be specific about the disability. If the student has impairments in language as opposed to articulation, the IEP would reflect the language needs of the student, with the goals and objectives implemented by a speech language pathologist, speech language pathology assistant, general education teacher or special education teacher. The goals and objectives should address only the student's language needs - not other areas. If the student has articulation problems only, the IEP should have goals and objectives that address only articulation.

For students with emotional/behavior disabilities or who are Other Health Impaired, remember that ARCs must make an individualized determination regarding the appropriate student goals and object, based on the student evaluation as reflected in the present level of performance. Keeping the examples of paragraph two and three (above) in mind, never assume that a student whose IDEA eligibility is based upon an emotional/behavior or health disability cannot have academic goals and objectives in his or her IE

measurable → annual → goal



Given these CIRCUMSTANCES (C), the STUDENT (A) will perform this BEHAVIOR (B) to this DEGREE (D) as measured by this FREQUENCY (F) and method of MEASUREMENT (E)

When given 20 content related vocabulary words, Mary will orally define
 (C: Circumstance) (A: Audience) (B: Behavior)
 18 out of 20 words correctly for 4 consecutive probes as measured by weekly frequency count.
 (D: Degree) (F: Frequency) (E: Evaluation)

Examples

Behavior

Act	Discuss	Multiply	Seek out
Activate	Distinguish	Name	Select
Add	Divide	Open	Separate
Alphabetize	Draw	Order	Sequence
Approach	Drink	Organize	Share
Arrange	Dry	Outline	Sit
Ascend	Eat	Pedal	Sketch
Ask	Estimate	Pick	Skip
Attend (to)	Exchange	Pivot	Snip
Balance	Explain	Place	Solve
Bend	Express	Play	Sort
Blend	Extend	Point	Stack
Bounce	Feed	Predict	Stand
Build	Flex	Print	State
Button	Fold	Prioritize	Step
Calculate	Follow	Produce	Stoop
Catch	Gallop	Propose	String
Categorize	Generate	Protest	Subtract
Chart	Graph	Prove	Summarize
Choose	Grasp (a pencil)	Pull	Sustain
Cite	Group	Push	Take apart
Classify	Hold	Raise	Tell
Close	Hop	Rank	Throw
Combine	Identify (by pointing)	Rate	Tie
Comfort	Imitate	Reach	Toss
Compare	Indicate	Read	Touch
Complete	Initiate	Rearrange	Trace
Comply	Join	Recall	Track
Compose	Jump	Recite	Transfer
Compute	Kick	Recount	Transition
Construct	Label	Remain	Turn
Contrast	Lace	Repeat	Turn-take
Convert	Lead	Respond	Twist
Copy	Lift	Restate	Underline
Count	List	Retell	Unscrew
Cover (mouth)	Localize	Revise	Unwrap
Crawl	Locate	Roll	Use
Cut	Look	Rotate	Utilize
Define	Maintain	Run	Verbalize
Descend	Manipulate	Say	Wait
Describe	Match	Scoot	Wash
Diagram	Measure	Screw	Write
Dictate			Zip

Circumstance

When engaged in peer interaction in a non-structured setting
 When engaged in a non-preferred activity
 When presented with 10 two-digit division problems
 Given 20 content related vocabulary words
 Given 10 CVC words
 When presented with 2 objects
 When given a picture prompt
 When given a physical prompt
 During hallway transitions
 During free choice center time

Degree

92% accuracy over 3 consecutive opportunities
 8/10 correct for 5 consecutive days
 4/5 opportunities for a 2 week period
 Score of a 3 on a 5 point rubric for 4 written assignments
 80% accuracy with no prompts

Evaluation

Method of Measurement

Curriculum Based Measures

Oral Reading Fluency Probe
 Math Computation Probe
 Math Concepts and Application Probe

Direct Measures

Frequency Count/Event Recording
 Time Sampling/Interval Recording
 Duration Recording
 Latency Recording
 Scatterplot
 ABC Recording (Analysis)
 Anecdotal Recording
 Checklist
 Running Record

Indirect Measures

Rubric
 Goal Attainment Scaling
 Teacher Interview
 Checklist
 Scoring Guide
 Permanent Product
 Teacher Made Tests
 Student Self-Monitoring

Authentic Assessment

Student Interview/Conference
 Oral Interview
 Portfolio
 Work Samples
 Annotation

Frequency

Daily Monthly
 Weekly Bi-monthly
 Twice weekly

PLEASE NOTE: THESE ARE NOT EXHAUSTIVE LISTS BUT EXAMPLES FOR EACH CATEGORY

Appendix D

Present Levels Definitions:

- ☐ Adverse effect means that the progress of the student is impeded by the disability to the extent that the educational performance is significantly and consistently below the level of similar age peers. [707 KAR 1:002, Section 1 \(2\)](#)
- ☐ Aim line means a path a teacher will need to take in order to move a student from baseline to the performance criterion within a designated time period.
- ☐ Assistive technology device means any item, piece of equipment or product system, whether acquired commercially, off the shelf, modified or customized, that is used to increase, maintain or improve the functional capabilities of a student with a disability. The term does not mean a medical device that is surgically implanted or the replacement of such a device. [707 KAR 1:002, Section 1 \(3\)](#)
- Assistive technology service means any service that directly assists a student with a disability in the selection, acquisition or use of an assistive technology device. This term shall include: (a) the evaluation of the needs of a student with a disability, including a functional evaluation of the student in the student's customary environment; (b) purchasing, leasing, or otherwise providing for the acquisition of assistive technology devices by students with disabilities; (c) selecting, designing, fitting, customizing, adapting, applying, maintaining, repairing or replacing assistive technology devices; (d) coordinating and using other therapies, interventions or services with assistive technology devices, like those associated with existing education and rehabilitation plans and programs; (e) training or technical assistance for a student with a disability or, if appropriate, that student's plans and programs; and (f) training or technical assistance for professionals (including individuals providing education or rehabilitation services), employers, or other individuals who provide services to, employ or are otherwise substantially involved in the major life functions of the student. [707 KAR 1:002, Section 1 \(4\)](#)
- Baseline performance describes the student's current performance of a skill or strategy in measurable terms (words per minute, % correct in 3 out of 5 trials, number of minutes to sustain a behavior, level of prompts necessary to sustain a behavior, number of sessions). The baseline serves as a starting point for IEP instruction. Baseline data for an initial IEP is based on student performance data (see page 67). Baseline data for subsequent IEPs is based on **IEP progress monitoring data**.
- ☐ Commensurate with similar-age peers means the student is performing within the range of academic and functional performance as peers in a similar grade and age range who are not disabled.. Commensurate with similar-age peers does *not* mean the student is functioning *on* grade level; non-disabled students within a specific grade may also demonstrate a *range* of skills that includes above grade level, at grade level and below grade level.
- Course of Study means a multiyear description of coursework from the student's current school year to the anticipated exit year designed to achieve the student's desired post school goals. If the severity of the student's disability prevents the student from pursuing a course of study that meets the high school graduation requirements leading to receipt of a high school diploma, an alternative course of study based on student needs and required academic standards shall be offered).

- ☐ Criterion means a standard by which a judgment or decision may be based.
- ☐ Expanded core curriculum for students with Visual Impairments (ECC-VI) means the body of knowledge and skills that are needed by students with visual impairments due to their unique disability and specific needs. Students with visual impairments need the expanded core curriculum in addition to the core academic curriculum of general education. The ECC-VI should be used as a framework for assessing students, planning individual goals and providing instruction. The nine areas of the ECC-VI include compensatory or functional academic skills, including communication modes; orientation and mobility; social interaction skills; independent living skills; recreation and leisure skills; career education; use of assistive technology; sensory efficiency skills; and self-determination.
- ☐ Expanded core curriculum for students who are Deaf or Hard of Hearing (ECC-DHH) means the body of knowledge and skills that are needed by students who are deaf or hard of hearing who have specialized needs not covered in the general education curriculum. Students who are deaf or hard of hearing need the expanded core curriculum in addition to the core academic curriculum of general education. The ECC-DHH should be used as a framework for assessing students, planning individual goals and providing instruction. The eight areas of the ECC-DHH include: audiology; career education; communication; family education; functional skills for educational success; self-determination and advocacy; social-emotional skills; and technology.
- ☐ Formative assessment is a process used by teachers and students during student instruction. It monitors student learning by providing continuing explicit feedback that can be used by instructors to improve their teaching and by students to improve their learning.
- ☐ Lexile is a reading measure that provides information about an individual's reading ability or the difficulty of a text. These measures assist in matching a reader with the appropriate difficulty level or text for decoding and comprehension. The Lexile reading measure can also be used to monitor a reader's growth in reading ability over time.
- ☐ Needs or concerns related to disability are areas in which there is an adverse effect, meaning the student performs *significantly* and *consistently* below the performance of similar grade (academic achievement) and age (functional performance) peers as a result of the disability. This directly corresponds to the needs of the student based on eligibility criteria and regulatory definition of a disability category.
- Quantile is a math measure that identifies a student's ability to think "mathematically" in taxonomy of math skills, concepts and applications. It provides an indication of how well a student understands mathematical concepts and skills at his or her grade level.
- Rate of Learning (RoL) means a student's growth in achievement or behavior over time compared to prior levels of performance (comparison to self) and peer growth rates (comparison to age peers).
- Relative strengths are areas in which the student performs well as compared to the student's own performance.

- Summative assessments evaluate student learning at the conclusion of a defined instructional unit. They compare the student's learning results against a standard or benchmark.
- Work-Based Learning (WBL) is an effective teaching approach used to engage students in real-life occupational experiences. It incorporates structured, work-based learning activities into the curriculum, allowing a student to apply knowledge and skills learned in class and connect these learning experiences in the workplace. Work-based learning provides students with the opportunity to engage and interact with employers, while learning to demonstrate essential employability and technical skills necessary for today's workforce.

KDE/OVR Transition IEP Guidance Addendum Document

This IEP Addendum Guidance Document is designed to ensure that all IEP teams for transition-age students with disabilities are aware of these new *Work Force Innovation and Opportunities Act (WIOA)* resources, and in turn, can provide students with all of the transition services that enable them to achieve their post-school goals of employment and post-secondary education.

WIOA Pre-Employment Transition Services: What Are They?

WIOA mandated that State Vocational Rehabilitation Agencies expend a minimum of 15 percent of their federal match dollars on pre-employment transition services for transition-age youth with disabilities. *Pre-employment transition services* (or Pre-ETS) include the following broad categories:

- *Job Exploration Counseling*, which may include career counseling, job exploration in the community, job search assistance.
- *Work-Based Learning Experiences*, which may include in-school or after schoolwork opportunities or experiences, internships, job shadowing, job readiness training, job placement assistance, and on the job training.
- *Workplace Readiness Training*, to develop social skills and independent living, which may include experiencing job readiness training, promoting self-awareness and esteem.
- *Post-Secondary Counseling*, which may include exploring and experiencing opportunities for enrollment in comprehensive transition or postsecondary educational programs at institutions of higher education.
- *Instruction in Self-Advocacy*, which may include peer mentoring, disability skills training, benefits planning and financial readiness.

Each of these Pre-ETS services can be offered to students with disabilities either in a one-to-one or within a group format. The sections below will go into more detail on what these services entail and how districts can access and be reimbursed for these services. Because our state Vocational Rehabilitation agency (the KY Office of Vocational Rehabilitation or OVR) places so much importance on students receiving these new services, KY OVR will reimburse school districts participating in the Community Work Transition Program for the provision of authorized Pre-ETS transition services to all students with disabilities who are eligible or potentially eligible for OVR services ages 14-21.

WIOA Pre-Employment Transition Services: Who is Eligible?

In collaboration with the KY Office of Vocational Rehabilitation (OVR), schools can provide pre-employment training services (Pre-ETS) to students ages 14 and older (up to age 21), who are potentially eligible for VR services.

Potentially eligible students have not yet applied for VR services, but they can still receive pre-employment training services if they have either a current Individualized Education Program (IEP) 504 Plan, or other documentation. Thus, the eligibility requirements for students with disabilities to receive Pre-ETS services are written as broadly as possible. Pre-employment services thus become an important part of transition planning and services, including addressing the transition needs of students 14 to 16 years of age.

Here are the specific eligibility requirements for transition-age students in KY to receive Pre-ETS service. The student must meet these three criteria:

1. In an Education Program (for these purposes, in secondary/high school),
2. Between 14-21 years old, and
3. Eligible for and receiving special education or related services under IDEA or is an individual with a disability for purposes of Section 504 of the Act (e.g., students who have a 504 plan)

Documentation for a student to receive Pre-ETS services can include the IEP, 504 plan, medical documentation, review of school records, a statement from school staff, case notes documenting counselor observation, or a letter verifying that the student is a Social Security benefits recipient.

WIOA Pre-Employment Transition Services: In a Little More Detail

The following section details examples of Pre-ETS services that can be offered in individual and group formats, with the material below taken from the Workforce Innovation Technical Assistance Center (WINTAC). It should be noted that these services are in addition to what schools are presently providing their transition-age students in these areas. The purpose of WIOA Pre-ETs services is to supplement, and not supplant, the efforts of the school district.

- ***Job Exploration Counseling:*** Job exploration counseling in a *group* setting may be provided in a classroom or community setting and can include information on the demand for occupations, identifying career pathways that are of interest to students and administering vocational interest inventories. Job exploration counseling provided on an *individual* basis in a classroom or community setting can include discussions about the student's vocational interest inventory results, in-demand occupations, career pathways and labor market information related to the student's interests.
- ***Work Based Learning Experiences –Integrated Settings*** may include opportunities that are in-school, after school, or outside the traditional setting (including internships). Work-based learning experiences must be provided in an *integrated* setting in the community to the maximum extent possible. *Group* work-based learning experiences can include school-based programs of job training and informational interviews; tours of businesses or worksites to learn about necessary job skills; job shadowing; and/or community mentoring opportunities. *Individual* work-based learning experiences can include paid or unpaid internships, apprenticeships, short-term employment, fellowships and on-the job training in the community.

- ***Workplace Readiness Training*** may be offered in a classroom or other such group setting to assist students with disabilities to develop social and independent living skills necessary for eventual employment. Training can address communication and interpersonal skills; financial literacy; group orientation and mobility skills; job seeking skills; understanding employer expectations for punctuality and performance and other ‘soft’ skills necessary for employment. Training may also be tailored to an *individual’s* needs in an educational or community-based setting, as well as opportunities to acquire and apply knowledge or skills.
- ***Counseling on opportunities for enrollment in comprehensive transition or post-secondary educational programs at Institutions of Higher Education (IHEs)*** in a *group* setting may include providing information on: course offerings; career options; academic and occupational training needed to succeed in the workplace; and post-secondary opportunities associated with career fields or pathways. Counseling may also be provided on an *individual* basis and can include advising students and parents or parent representatives on academic curricula; providing information about college application and admission process; completing the *Free Application for Federal Student Aid (FAFSA)*; and providing resources that may be used to support individual student success in education and training (disability support services).
- ***Instruction in Self-Advocacy*** may be provided through generalized classroom lessons (*group*) in which students learn about their rights and responsibilities under the Americans with Disabilities Act (ADA); learn how to request accommodations or services and supports; and communicate their concerns and needs about working in their area(s) of interest. Self-advocacy instruction can also be provided on *individual* basis through students conducting informational interviews; mentorships with educational staff or with individuals employed in integrated community settings; and participating in youth leadership activities offered in educational or community settings.

WIOA Pre-Employment Transition Services: How IEP Teams Can Access These Services

There are several ways in which schools can access Pre-ETs services for transition-age students with disabilities, and we discuss several of these below. While this addendum is not intended as a formal endorsement of any of these mechanisms, districts have an absolute obligation to ensure that they provide the transition services designated on the IEP.

The most established way for schools to access WIOA Pre-ETS and other transition services is to be a part of the KY Department of Education and KY Office of Vocational Rehabilitation Community Work Transition Project (CWTP). Here are some important things you and others in your district need to know about this program:

- ***The CWTP no longer requires a district match*** – i.e., *districts no longer have to put up their own funds to participate in the program.* This is a very important change, especially for districts with more limited resources, that has occurred with the implementation of WIOA.
- ***The CWTP does not require districts to hire additional staff.*** Rather, districts can re-allocate *existing staff* to provide WIOA-approved services and receive Office of Vocational Rehabilitation (OVR) reimbursement for the approved services provided to and documented for eligible students.

- ***WIOA pre-employment training services (as well as the individualized transition services available through the CWTP) can be provided by a broad range of staff who are trained to do so.*** Teachers can certainly provide the five Pre-ETS services, but so can appropriately trained paraprofessionals, district employment specialists and other school staff within the scope of their competence. five Pre-ETS services can be offered - in either group (up to four individuals simultaneously) or to students on a one-to-one basis. Examples of activities through which these services can be offered in both group and individual formats are described above on pages 3-5.
- ***Districts may use the reimbursement funds they receive from OVR in many ways.*** For example, the reimbursement rates from OVR in almost all cases will cover the personnel costs for the school staff providing the services, while providing additional funds that the district can use to offset other costs, such as transportation to individual job sites or career exploration activities. For instance, an Employment Specialist may arrange for a tour of a local business for four students who have an interest in the industry. The event will take 2 hours using a school bus so the reimbursement cost calculation is 4 students X \$25 per hour X 2 hours = \$200 to the school program. These funds may be used to offset the cost of the bus driver and use of the bus as well as the salary of the Employment Specialist.
- In addition to reimbursement for the five Pre-ETS services for transition-age students with disabilities ages 14-21, ***participation in the CWTP allows districts to provide reimbursable, individualized transition services to all eligible students with disabilities in need of VR services and who meet OVR's order of selection criteria*** (that is, have a sufficiently significant disability to be considered highest priority). These individualized transition services include:
 - job development,
 - vocational assessment in order to focus on career goals,
 - job placement,
 - follow-up, and supported employment consultation.

While reimbursable Pre-ETS services are available as needed for *all students with disabilities ages 14-21* in school programs, these more focused, *individualized transition services* are specifically designed for students with more significant disabilities.

For more information on how your district can apply to be a CWTP, please contact either Vickey Reilly (VictoriaJ.Reilly@ky.gov), KY Office of Vocational Rehabilitation, or the Community Work Transition Program at the Human Development Institute, University of Kentucky:

HDI/University of Kentucky
1525 Bull Lea Rd. Suite 160
Lexington, KY 40511
(859) 218-5964
[HDI/University of Kentucky Website](#)

What if Our District Does Not Participate in the CWTP?

Regardless of whether districts do or do not participate in the CWTP, schools - and IEP teams- still have the responsibility to ensure that all transition-age students with disabilities receive the transition services (including both school-based and community-based employment services) required to meet their desired Post-School Transition Goal(s). While districts are encouraged to consider participating in the CWTP, if your district currently does not participate, here are some resources that might be helpful in your transition planning with students.

- Your **Regional Education Cooperative** Pre-ETs trainings and student workshops– please consult your district’s regional education cooperative’s transition or low incidence consultant to find out what Pre-ETS services your regional cooperative is offering to transition-age students in your region. These regional cooperative trainings are open to your transition-age students with disabilities, whether or not you participate in the CWTP. Note that if you *do* participate in the CWTP, your regional cooperative may be able to help you integrate the Pre-ETS services you are providing at the school level with the trainings being provided at the Co-op level. For example, the regional cooperative transition consultant may provide an in-school workshop on self-advocacy skills to a large selection of students, the CWTP Employment Specialist may then work with a smaller set of those students or individually to ensure a better understanding of the workshop or to use that self-advocacy skills training to practice those skills in the community.
- Pre-ETS services offered through **Community Rehabilitation Programs (CRPs)**. KY OVR works directly with a network of community rehabilitation programs to provide services to eligible individuals. A number of CRPs are offering Pre-ETS services to eligible transition-age students without charge. For instance, in some areas, the CRPs have partnered with the LEAs and arranged to provide in-school or after-school pre-ETS targeted weekly workshops or skills trainings, and in some areas, summer projects are developed. To find out about opportunities for students to receive Pre-ETS services through a CRP in your area, please contact the OVR transition counselor that has been assigned to your secondary school or the local OVR office in your area.
- **Jobs for Kentucky’s Graduates (JAG KY)** is a national program that is expanding within KY. The program provides a competency-based curriculum for in-school youth who have significant barriers to success that include disability, academic, physical, psychological, work related, and/or environmental barriers. The competency-based modules provide up to 880 hours of content consisting of activities, project-based learning, competency-based tests and work-based learning. The competency areas include career development, job attainment, job survival, basic skills, leadership and self-development, personal skill, life survival skills workplace and economic empowerment, which are consistent with the five Pre-ETS services as outlined in WIOA. For schools participating in JAG, there will be a “Specialist” or “Career Coach” from JAG KY assigned to the school.

Helping Families and Students Envision Post-School Work: Addressing Key Barriers

Families and students may perceive a number of barriers to the possibility of a meaningful job after the student has completed school. One of the greatest perceived barriers for many families is the potential loss of government benefits, including Supplemental Security Income (SSI) and health insurance through Medicaid, should the student work in a regular job. Families may not always realize that - in almost all cases – students are financially better off working than not working, and that important government benefits, including Medicaid health insurance, can be retained when the student enters the regular work force. To enable families and students to understand the relationship of potential earnings to government benefits and health care coverage, here are two resources that can greatly assist:

- ***Kentucky WORKS Benefits Module: A Guided Study of Your Own Situation*** ([Kentucky WORKS Website](#)) is a one-hour overview training of how earned income may affect eligibility for entitlement to Social Security Disability benefits and Supplemental Security Income (SSI). The module:
 - Clarifies the facts about the impact of work upon disability benefits and Supplemental Security Income benefits; and
 - Provides students, families, and educators with the basic knowledge to make an informed decision about how obtaining employment may affect the student’s financial situation.
- ***OVR Benefits Counseling***. Students eligible for VR services, as part of their plan for employment and in developing a vocational goal may be referred to a Benefits Counselor to discuss how best to address their current government assistance and how to transition away from dependency through employment.

References:

Lipscomb, S., Haimson, J., Liu, A.Y., Burghardt, J., Johnson, D.R., & Thurlow, M.L. (2017). Preparing for life after high school: The characteristics and experiences of youth in special education. Findings from the National Longitudinal Transition Study 2012. Volume 2: Comparisons across disability groups: Executive summary (NCEE 2017-4019). Washington, DC: U.S. Department of Education, Institute of Education Sciences, National Center for Education Evaluation and Regional Assistance. Available from: [National Longitudinal Transition Study](#)

Workforce Innovation Technical Assistance Center (undated). CRP Pre-ETS guidebook: Strategies for community rehabilitation providers to collaborate on Pre-ETS. Available from: [CRP Pre-ETS guidebook](#)